



Brahmaputra Infrastructure Ltd.

Registered Office: Brahmaputra House, A-7, Mahipalpur (NH 8-Mahipalpur Crossing), New Delhi-110037

Phones: 91-11-42290200 (50 Lines) Fax: 91-11-41687880, 26787068
E-mail: delhi@brahmaputragroup.com web: www.brahmaputragroup.com
CIN:L55204DL1998PLC095933

To,

The Bombay Stock Exchange Limited
Phiroze Jeejeebhoy Tower,
1st Floor Dalal
Street,
Mumbai – 400001

**Subject : Press release and Investor Presentation on the
Financial Results for the Quarter and Half year ended
September 30, 2025.**

We are enclosing a copy of Investor Presentation along with financial results highlights.

Please acknowledge the receipt

For Brahmaputra Infrastructure Limited

Raktim
Acharjee

Digitally signed by
Raktim Acharjee
Date: 2025.11.17
11:42:46 +05'30'

Raktim Acharjee
Whole Time Director
Din : 06722166

SUMMARY FINANCIAL HIGHLIGHTS OF THE COMPANY

Revenue Up 63.91 % At ₹ 182.91 Cr Vs ₹ 111.59 Cr (YoY)

EPC Revenue Up 72.25 % At ₹ 173.89 Cr Vs ₹ 100.95 Cr (YoY)

EBITDA 24.18 % in (FY 25-26 Q-2) Vs EBITDA 14.38 % in (FY 24-25 Q-2)

PBT Up 264.69 % ₹ 34.61 Cr Vs ₹ 9.49 Cr (YoY)

PAT Up 303.12 % ₹ 29.67 Cr Vs ₹ 7.36 Cr (YoY)

Pat Margin (%) At 16.22 % Vs 6.59 % (YoY)

EPC Profit Up 799.31 % at ₹ 26.17 Cr Vs ₹ 2.91 Cr (YoY)

Average EPS ₹ 20.44 Vs ₹ 10.30 (YoY)

FINANCIAL HIGHLIGHTS

FY 25 – 26

HALF YEARLY - HY-1

Brahmaputra Infrastructure Ltd.



Key Financial Highlights Q2 FY 25-26

Revenue

Total income ₹ 182.91 Cr of 2025-26 (HY1) as Compared to ₹ 111.59 Cr of 2024-25 (HY1) .

Profit Before Tax (PBT)

PBT ₹ 34.61 Cr of 2025-26 (HY1) as Compared to ₹ 9.49 Cr of 2024-25 (HY1) .

Profit After Tax (PAT)

Net Profit ₹ 29.67 Cr of 2025-26 (HY1) as Compared to ₹ 7.36 Cr of 2024-25 (HY1) .

EBITDA

EBITDA : ₹ 43.96Cr of 2025-26 (HY1) as Compared to ₹ 15.78 Cr of 2024-25 (HY1) .

Earning Per Share (EPS)

EPS increased ₹ 10.22 of 2025-26 (HY1) as Compared to ₹ 2.53 of 2024-25 (HY1) .

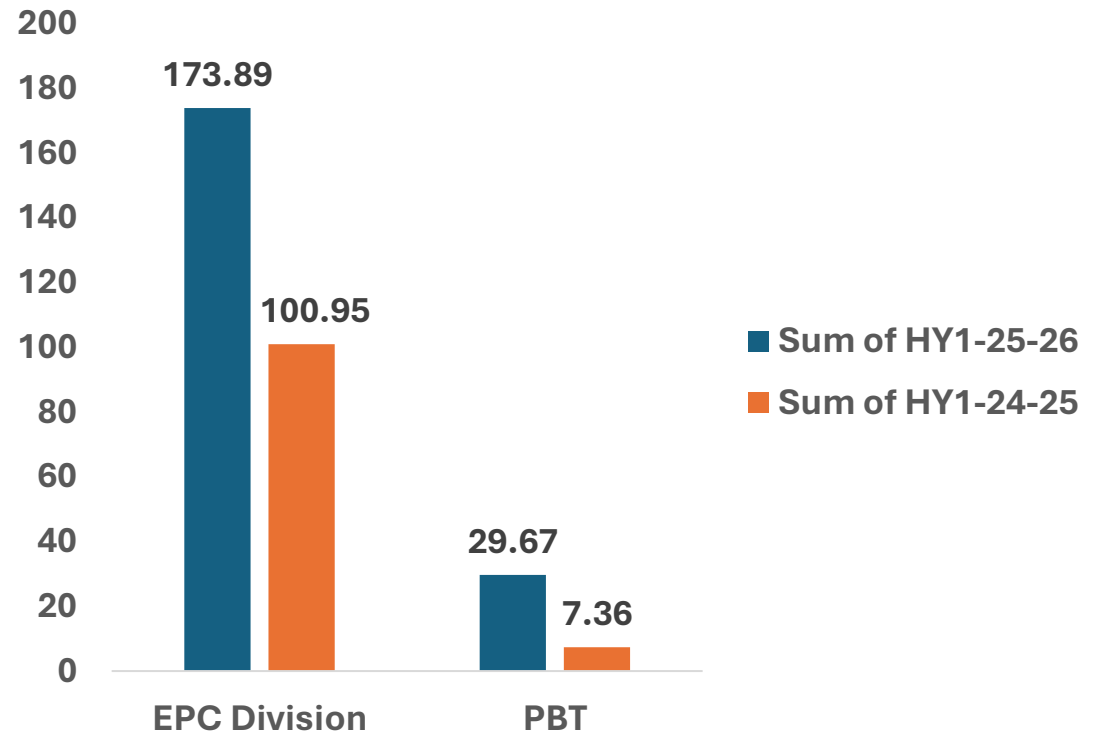
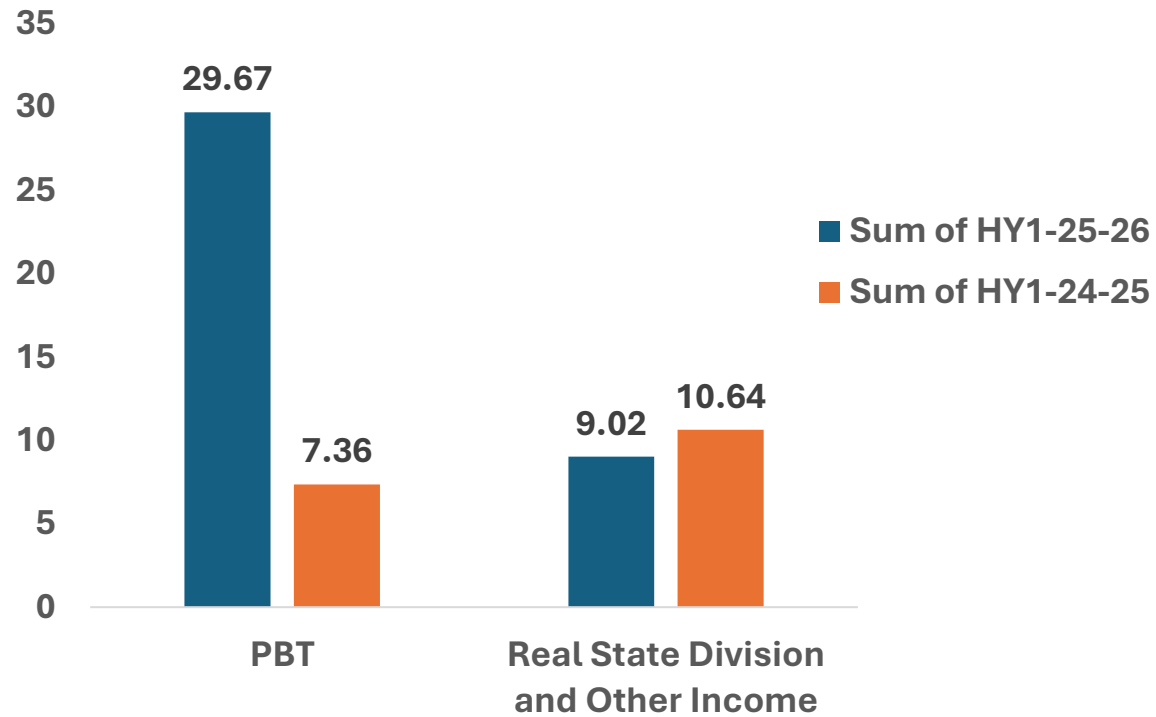


Key Financial Highlights Q2 FY 25-26

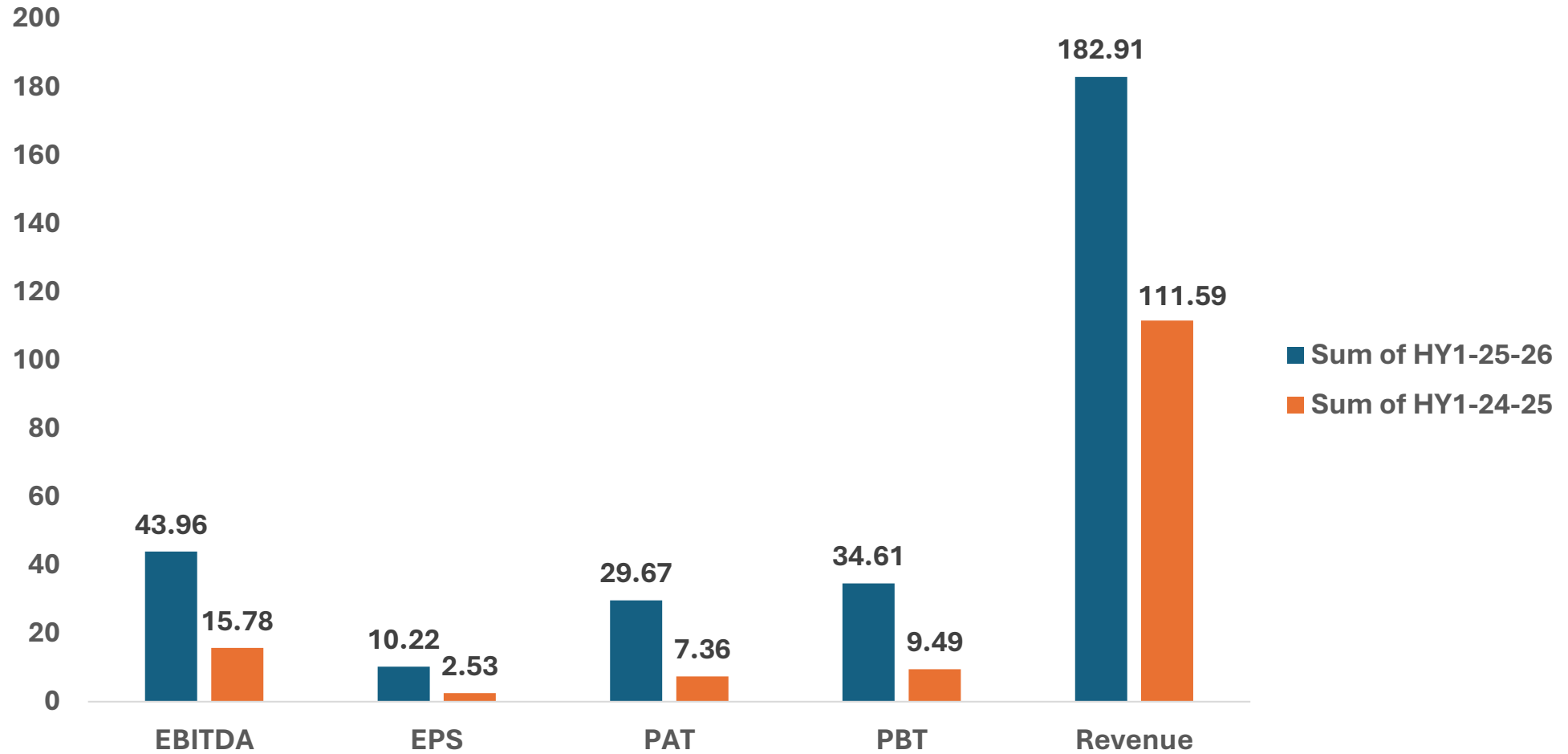
Key Highlights & Financials

Particulars (In Crores)	HY1	HY1	YOY
	FY 2025-26	FY 2024-25	Growth %
Total Income from operations (Net)	182.91	111.59	63.91
Depreciation	0.67	0.79	-15.18
Profit before Taxes	34.61	9.49	264.70
Exceptional Item	-	-	-
Tax Expenses	4.94	2.13	131.92
Profit after Tax	29.67	7.36	303.13
PAT Margin	16.22%	6.59%	146.13
EPS	10.22	2.53	303.95

Segmental Revenue and PBT Break-Up



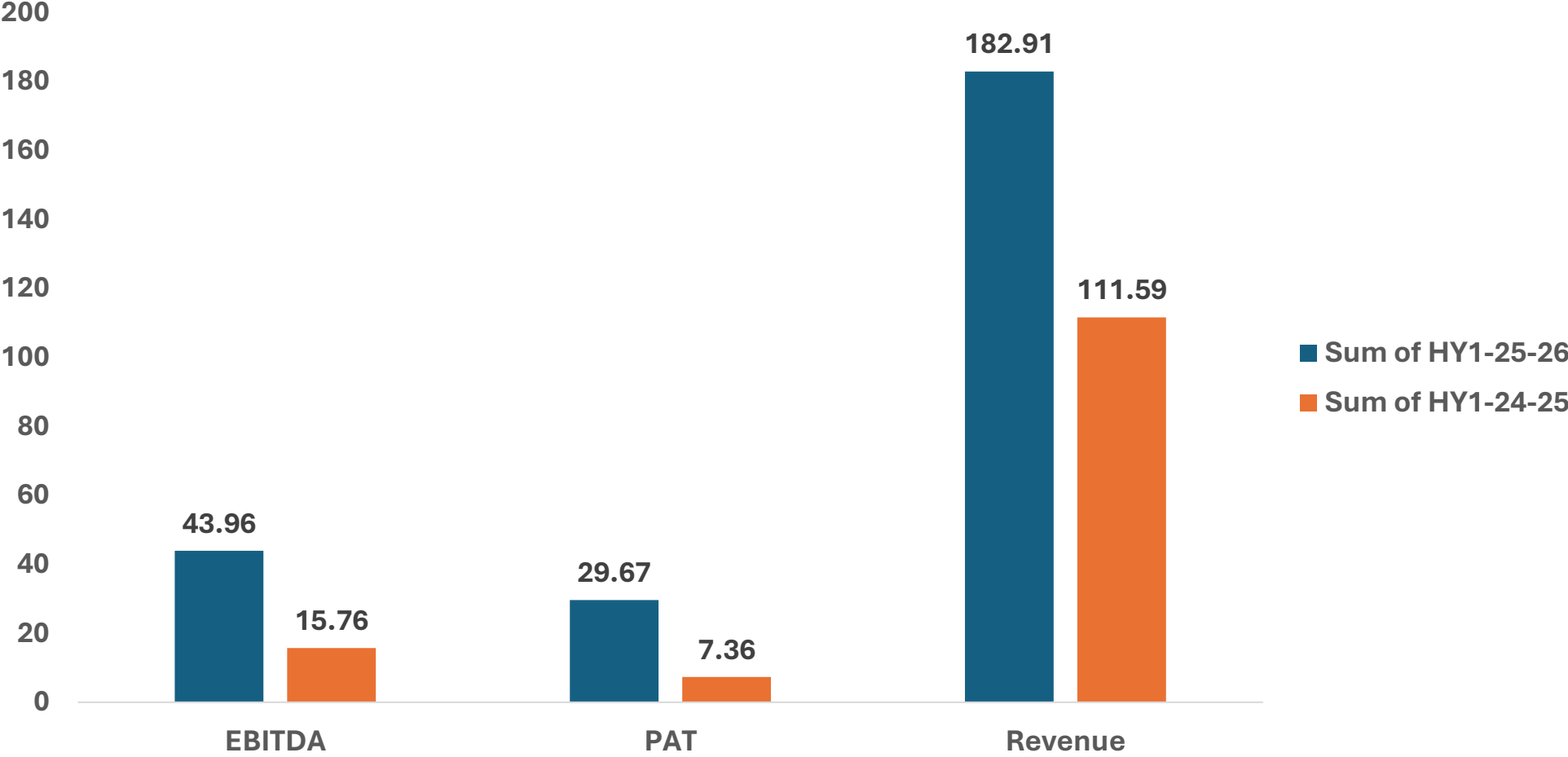
Growth from HY-1 24-25 to HY -1 25-26



Standalone Profitability Statement – Q2 & HY1 of FY 25-26

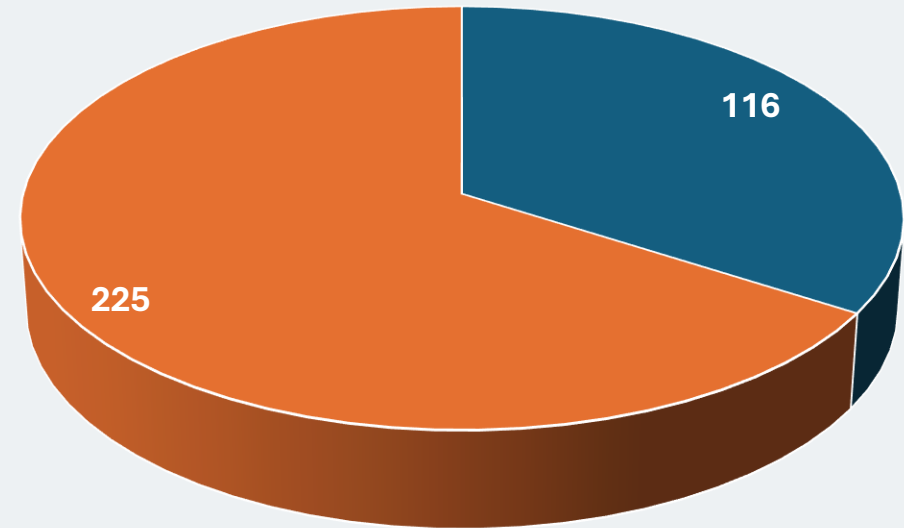
Rs. Crores	HY1 FY26	HY1 FY25	YoY Growth (%)
REVENUE	181.8	109.66	65.79
EBITDA	43.96	15.76	178.93
EBITDA Ratio	24.18%	14.38%	68.15
Other Income	1.11	1.94	-41.23
Depreciation	0.67	0.79	-15.19
Financial Expenses	9.79	7.44	31.59
Profit Before Tax	34.61	9.49	264.70
Total Tax Expenses	4.94	2.13	131.92
Current Tax	3.72	1.47	153.06
Taxation in respect of earlier years	-	0.66	
Deferred Tax	1.23	-	
Profit After Tax	29.67	7.36	303.13
Total Other Comprehensive Income, net of tax			
Total Comprehensive income	29.67	7.35	303.67

Key Highlights for HY-26 & HY-25
(Value are in Cr)



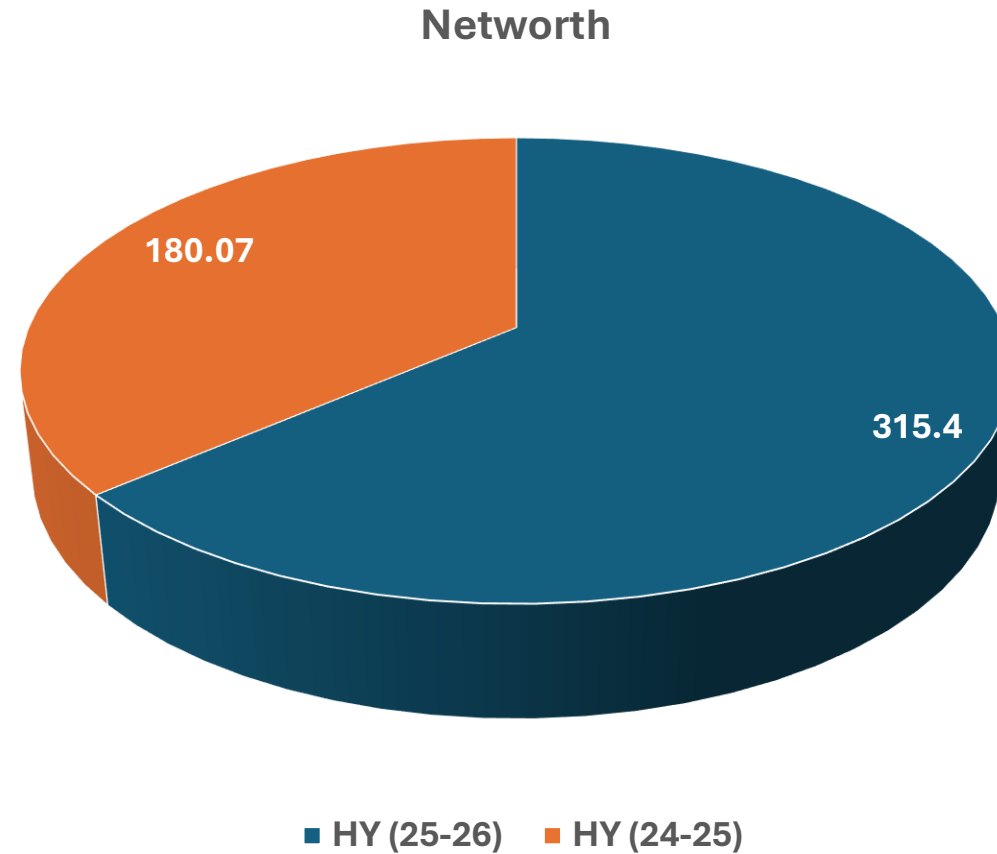
Net Working Capital Days – Standalone FY 2024-25 to FY 2025-26

Working Capital Days



■ HY1 (25-26) ■ HY1 (24-25)

Net worth Break Up From FY 2024-25 to FY 2025-26



Thank You

Please connect if any questions on the Half yearly Performance of the
Company

Yash Mathur
Corporate Secretarial team

011-42290256

Email : cs@brahmaputragroup.com
secretarial@brahmaputragroup.com