

January 31, 2026

To,
National Stock Exchange of India Ltd.
Exchange Plaza, BKC
Bandra-Kurla Complex,
Bandra (East), Mumbai-400 051
Symbol: JLHL

To,
BSE Limited
P.J. Towers,
25th Floor, Dalal Street, Fort
Mumbai 400 001
Code: 543980

Subject: Revised Investor Presentation for the quarter and nine months ended December 31, 2025

Reference: Unaudited Financial Results for the quarter and nine months ended December 31, 2025 (Standalone and Consolidated) of the Company.

Dear Sir/Madam,

This is in continuation of our letter dated January 30, 2025, wherein the Investor Presentation for the quarter and nine months ended December 31, 2025 was submitted to the Exchange.

We wish to inform you that a data discrepancy was subsequently identified in the aforesaid presentation. Specifically, the EBITDA for Q3FY26 stated in Slide No. 5 should be read as Rs 85.4 crore, and the EBITDA stated in Slide No. 6 should be read as Rs 249.2 crore.

The same has now been duly updated and incorporated in the revised presentation attached herewith. We request you to kindly take the revised presentation on record.

This will be available on the Company's website at www.jupiterhospital.com


You are requested to kindly take the afore-mentioned on record and oblige.

Thanking You,

For JUPITER LIFE LINE HOSPITALS LIMITED

Suma Upparatti
Company Secretary & Compliance Officer

IN THE PINK OF HEALTH.



Jupiter Life Line Hospitals Limited

Results Presentation Q3 & 9MFY26

This presentation and the accompanying slides (the “Presentation”), which have been prepared by **Jupiter Life Line Hospitals Limited** (the “Company”), have been prepared solely for information purposes and do not constitute any offer, recommendation or invitation to purchase or subscribe for any securities, and shall not form the basis or be relied on in connection with any contract or binding commitment whatsoever. No offering of securities of the Company will be made except by means of a statutory offering document containing detailed information about the Company.

This Presentation has been prepared by the Company based on information and data which the Company considers reliable, but the Company makes no representation or warranty, express or implied, whatsoever, and no reliance shall be placed on, the truth, accuracy, completeness, fairness and reasonableness of the contents of this Presentation. This Presentation may not be all inclusive and may not contain all of the information that you may consider material. Any liability in respect of the contents of, or any omission from, this Presentation is expressly excluded.

This presentation contains certain forward looking statements concerning the Company’s future business prospects and business profitability, which are subject to a number of risks and uncertainties and the actual results could materially differ from those in such forward looking statements. The risks and uncertainties relating to these statements include, but are not limited to, risks and uncertainties regarding fluctuations in earnings, our ability to manage growth, competition (both domestic and international), economic growth in India and abroad, ability to attract and retain highly skilled professionals, time and cost over runs on contracts, our ability to manage our international operations, government policies and actions regulations, interest and other fiscal costs generally prevailing in the economy. The Company does not undertake to make any announcement in case any of these forward looking statements become materially incorrect in future or update any forward looking statements made from time to time by or on behalf of the Company.



Dr. Ankit Thakker
JMD & CEO

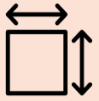
Patient First

"We are pleased to announce the successful completion of our new hospital in Dombivli, having received all major requisite licenses. The project was delivered ahead of the planned Q1FY27 schedule, with the entire civil construction, fit-out, and biomedical installation completed in just over 24 months.

In this first phase, we have built the infrastructure for the full 500-bed capacity and completed fit-outs for over 300 beds at a capex of approximately Rs 425 crore. We will initially begin operations with 200 beds and scale up in a phased manner as occupancy increases.

OPD services are scheduled to begin gradually next week. The hospital will be formally inaugurated on February 15, 2026, following which it will commence full clinical operations, including emergency services, critical care, and surgeries."

Dombivli Hospital completed ahead of schedule



Construction Area: ~7,50,000 sq. ft.



Bed Capacity – Phase I

Civil Construction: 500 beds

Fitouts: 300 beds <> Operationalised: 200 beds



Operationalisation

OPD: Week of 2nd Feb'26

Full clinical operations : **18th Feb'26**



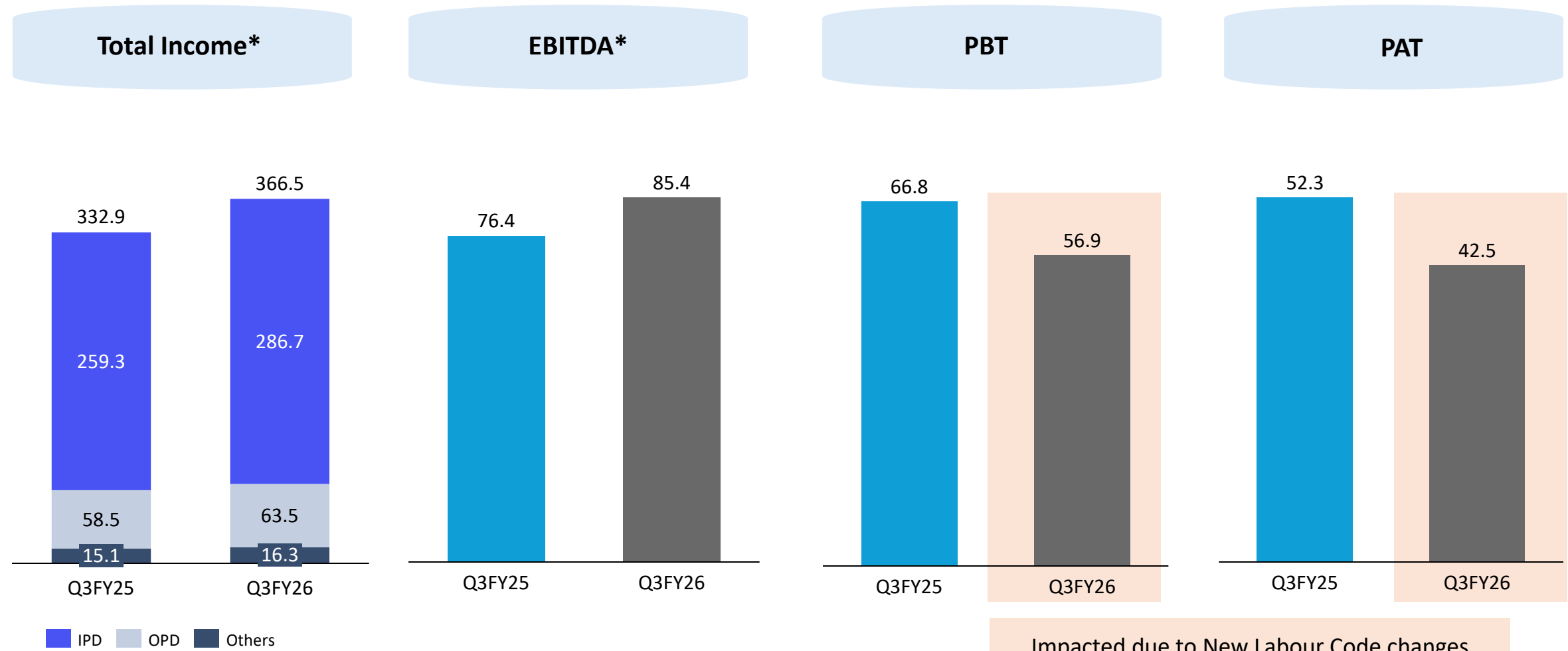
Phase I Capex ~ **Rs 425 cr**



Construction completed in 24 months and project delivered ahead of scheduled Q1FY27 target date

Q3FY26 Performance Highlights

Rs in Cr

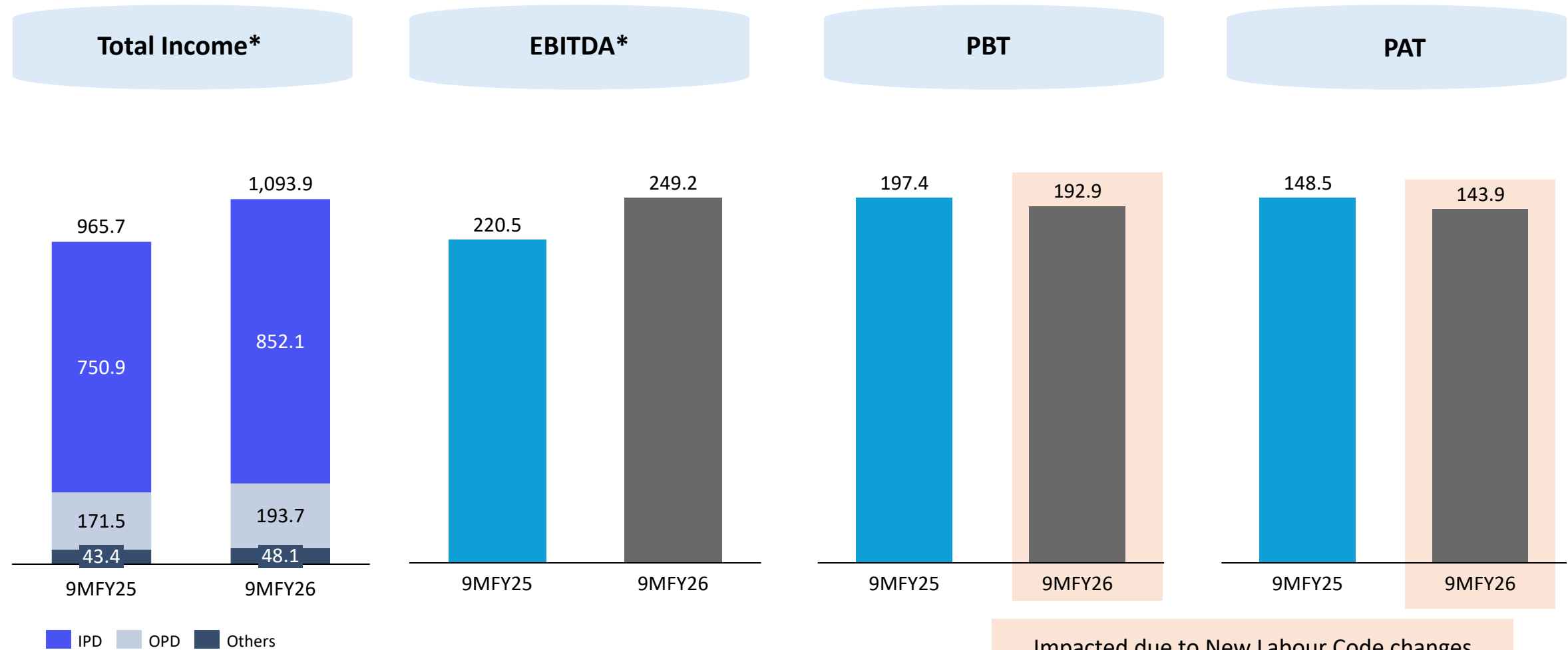


Impacted due to New Labour Code changes
amounted to Rs 6.4 crore in Q3FY26

*This is the Operational Income and EBITDA. Unbilled revenue and Doctors' provision are excluded

9MFY26 Performance Highlights

Rs in Cr

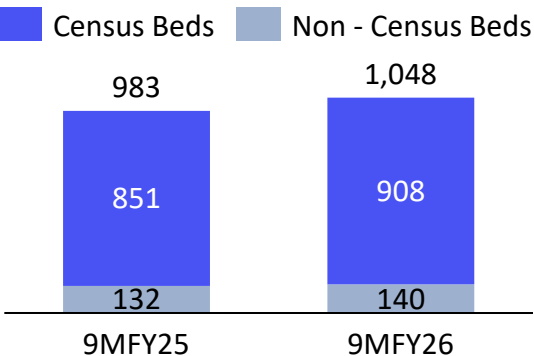


Impacted due to New Labour Code changes amounted to Rs 6.4 crore in 9MFY26

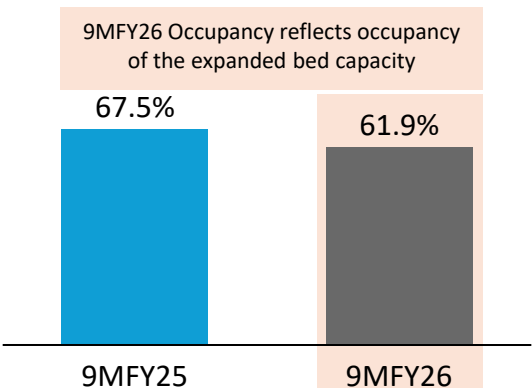
*This is the Operational Income and EBITDA. Unbilled revenue and Doctors' provision are excluded

9MFY26 Operating Metrics

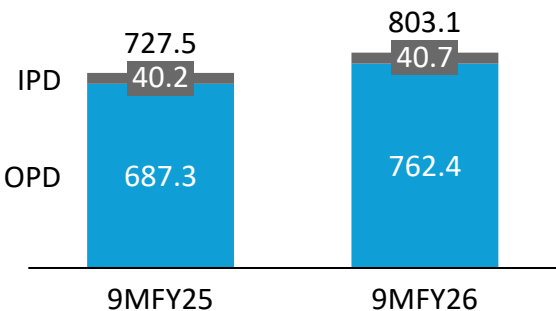
Operational Bed Capacity⁽¹⁾



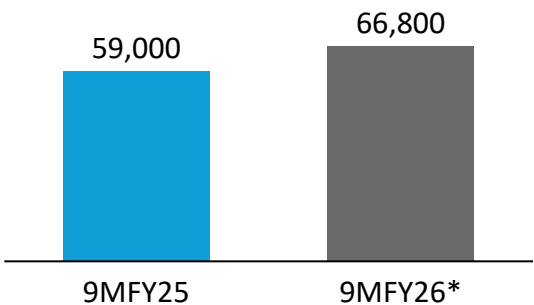
Average Occupancy Rate⁽²⁾



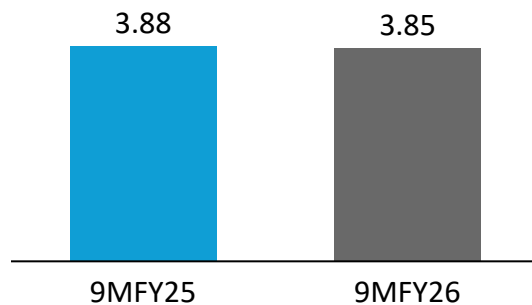
IPD & OPD Volumes ('000)⁽³⁾



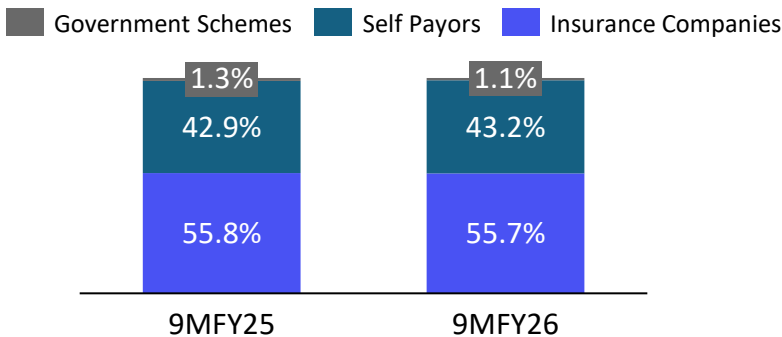
ARPOB⁽⁴⁾



ALOS (in Days)⁽⁵⁾



Payor Mix



ARPOB rounded off to the nearest hundred *This is the Operational Income and EBITDA. Unbilled revenue and Doctors' provision are excluded

1) Operational beds includes census beds (bed available for mid-night occupancy such as intensive care units ("ICUs"), wards etc.) and non-census beds (all other bed available other than census beds, such as day-care beds, casualty beds etc.) (2) Average occupancy rate is calculated as census occupied bed days (i.e. midnight census of occupied census beds during the period) divided by available census bed days (i.e. census bed capacity multiplied by the applicable days in the relevant period) (3) Out-patient volume refers to the total number of Out-patient bills generated in a specific period. Inpatient volume refers to the total number of inpatient discharge in a specific period irrespective of admission date. (4) ARPOB is calculated as income from hospital services divided by census occupied bed days (i.e. midnight census of occupied census beds during the period) (5) ALOS is the average length of stay of patients in a specific period, calculated as census occupied bed days (i.e. midnight census of occupied census beds during the period) divided by inpatient volume.

Consolidated Profit & Loss Statement








Profit and Loss (in Rs. Crs)	Q3FY26	Q3FY25	YoY	Q2FY26	QoQ	9MFY26	9MFY25	YoY	FY25
Revenue from Operations	349.0*	317.7	9.9%	376.8*	-7.4%	1,063.8*	922.3	15.3%	1,245.4
Other Income - Operational	16.3	15.1		16.8		48.1	43.4		57.0
Total Income	365.3	332.8	9.8%	393.6	-7.2%	1,111.9	965.7	15.1%	1,302.4
Cost of Goods Sold	69.0	65.9		73.8		213.5	188.1		255.5
Gross Profit	296.3	266.9	11.0%	319.9	-7.4%	898.4	777.6	15.5%	1,046.9
Gross Profit Margin	81.1%	80.2%		81.3%		80.8%	80.5%		80.4%
Employee Cost	63.6	58.2		63.2		188.6	167.8		225.2
Professional Fees	86.7 [#]	77.6		103.0		272.4 [#]	226.0		305.3
Other Expenses	62.6	54.7		61.4		183.4	163.4		216.3
EBITDA	83.4	76.4	9.2%	92.2	-9.6%	254.0	220.5	15.2%	300.1
EBITDA Margin	22.8%	22.9%		23.4%		22.8%	22.8%		23.0%
Depreciation	21.7	14.0		21.5		64.4	39.4		57.1
EBIT	61.7	62.4	-1.2%	70.8	-12.9%	189.6	181.1	4.7%	243.0
EBIT Margin	16.9%	18.7%		18.0%		17.1%	18.7%		18.7%
Other Income - Finance	9.2	7.2		11.3		33.3	21.5		28.3
Finance Cost	7.5	2.8		7.8		23.7	5.1		10.7
Exceptional Item**	6.4	-		-		6.4	-		-
PBT	56.9	66.8	-14.8%	74.2	-23.3%	192.9	197.4	-2.3%	260.7
PBT Margin	15.6%	20.1%		18.9%		17.3%	20.4%		20.0%
Tax	14.4	14.5		16.8		49.0	48.9		66.9
PAT	42.5	52.3	-18.7%	57.4	-25.9%	143.9	148.5	-3.1%	193.8
PAT Margin	11.6%	15.7%		14.6%		12.9%	15.4%		14.9%
Basic EPS	6.49	7.95		8.75		21.93	22.58		29.47

**Statutory impact of New Labour codes

*Operational Revenue for Q3FY26 includes an incremental impact of Rs -1.2 crs. towards unbilled revenue [Rs 19.2 crs. | Q2FY26 and Rs 18.0 crs. for 9MFY26].

[#]Professional Fees include an incremental provision of Rs 0.8 crs. in Q3FY26 [Rs 12.3 crs. | Q2FY26 and Rs 13.2 crs. | 9MFY26] towards unsettled outstanding receivables.

Scaling up for better care: Setting up New hospitals

	 Expected Bed Addition Phase I	 Expected Bed Addition further Phases	 Total Bed Capacity	 Capex Estimated (Rs in cr)	 Expected to Operationalise	 Remarks
Dombivli	300 (Operational 200)	200	500	425#	18 th Feb'26 (Phase I)	<ul style="list-style-type: none">Ready for launch
Pune South (Bibwewadi)	200-220	280-300	500	500	CY28	<ul style="list-style-type: none">Project execution on track
Mira - Bhayandar	150-170	130-150	300	300	CY29	<ul style="list-style-type: none">On the drawing board

Total Existing Beds
1,048

+

Addition of Beds
~1,452*

=

Total Beds Capacity
~2,500



Jupiter Life Line Hospitals Limited

CIN: L85100MH2002PLC137908

investor.relations@jupiterhospital.com



Strategic Growth Advisors Pvt. Ltd.

CIN: U74140MH2010PTC204285

Mandar Chavan / Rahul Agarwal
mandar.chavan@sgapl.net / rahul.agarwal@sgapl.net
+91 96993 82195 / +91 98214 38864

Thank You