



Ashoka Buildcon Limited

To,
The Manager,
The Department of Corporate Services
BSE Limited
Floor 25, P. J. Towers,
Dalal Street, Mumbai – 400 001

To,
The Manager,
The Listing Department
National Stock Exchange of India Limited
Exchange Plaza, Bandra Kurla Complex,
Bandra (East), Mumbai – 400 051

Scrip Code: Equity: 533271
Debt Codes: CPs - 728882 / 729123; and;
NCDs - 976190 / 976191 / 976192

Scrip Symbol: ASHOKA

June 05, 2025

Sub: Result Update Presentation (Revised) for the Quarter and year ended March 31, 2025


Please find enclosed herewith the copy of Result Update Presentation (Revised) in respect of Audited Standalone and Consolidated Financial Results for the quarter and year ended March 31, 2025.

Kindly take the matter on your record.

Thanking you,

For **Ashoka Buildcon Limited**

Manoj A. Kulkarni
(Company Secretary)
ICSI Membership No.: FCS - 7377



Ashoka Buildcon Ltd.

Investor Presentation

May 2025

This presentation has been prepared by and is the sole responsibility of **Ashoka Buildcon Limited** (the “Company”). By accessing this presentation, you are agreeing to be bound by the trailing restrictions.

This presentation does not constitute or form part of any offer or invitation or inducement to sell or issue, or any solicitation of any offer or recommendation to purchase or subscribe for, any securities of the Company, nor shall it or any part of it or the fact of its distribution form the basis of, or be relied on in connection with, any contract or commitment thereof. In particular, this presentation is not intended to be a prospectus or offer document under the applicable laws of any jurisdiction, including India. No representation or warranty, express or implied, is made as to, and no reliance should be placed on, the fairness, accuracy, completeness or correctness of the information or opinions contained in this presentation. Such information and opinions are in all events not current after the date of this presentation. There is no obligation to update, modify or amend this communication or to otherwise notify the recipient if the information, opinion, projection, forecast or estimate set forth herein, changes or subsequently becomes inaccurate.

Certain statements contained in this presentation that are not statements of historical fact constitute “forward-looking statements.” You can generally identify forward looking statements by terminology such as “aim”, “anticipate”, “believe”, “continue”, “could”, “estimate”, “expect”, “intend”, “may”, “objective”, “goal”, “plan”, “potential”, “project”, “pursue”, “shall”, “should”, “will”, “would”, or other words or phrases of similar import. These forward-looking statements involve known and unknown risks, uncertainties, assumptions and other factors that may cause the Company’s actual results, performance or achievements to be materially different from any future results, performance or achievements expressed or implied by such forward-looking statements or other projections. Important factors that could cause actual results, performance or achievements to differ materially include, among others: (a) our ability to successfully implement our strategy, (b) our growth and expansion plans, (c) changes in regulatory norms applicable to the Company, (d) technological changes, (e) investment income, (f) cash flow projections, and (g) other risks.

This presentation is for general information purposes only, without regard to any specific objectives, financial situations or informational needs of any particular person. The Company may alter, modify or otherwise change in any manner the content of this presentation, without obligation to notify any person of such change or changes.

Q4 & FY25 Business & Financial Highlights



Execution of Concession Agreement with National Highways Authority of India

- ✦ In reference to our earlier update dated November 25, 2024, Ashoka Buildcon Limited ("the Company") informs that its wholly owned subsidiary, Ashoka Bowaichandi Guskara Road Private Limited ("SPV"), has signed a Concession Agreement with the National Highways Authority of India ("NHAI") on January 06, 2025
- ✦ The agreement is for the development of a 4-lane Economic Corridor from Bowaichandi to Guskara-Katwa Road (Km 89.814 to Km 133.000 of NH-116A) in West Bengal under Hybrid Annuity Mode (HAM)
- ✦ The accepted bid project cost is Rs. 1,391.00 crore

Receipt of Provisional Completion Certificate (PCOD 2) for NHAI Project

- ✦ The Company has received the Provisional Completion Certificate 2 effective March 3, 2025, for its HAM project from NHAI for the Four-laning of Tumkur–Shivamogga NH-206 in Karnataka. The project was executed by Ashoka Karadi Banwara Road Pvt. Ltd., a wholly owned SPV of Ashoka Concessions Ltd
- ✦ The SPV has also received a Provisional Completion Certificate 2 for completion of 50.205 km out of the total 56.705 km. The SPV is now eligible to receive additional annuity payments from NHAI

Receipt of Letter of Acceptance (LOA) for Maharashtra State Electricity Transmission Co. Limited Project in March 2025

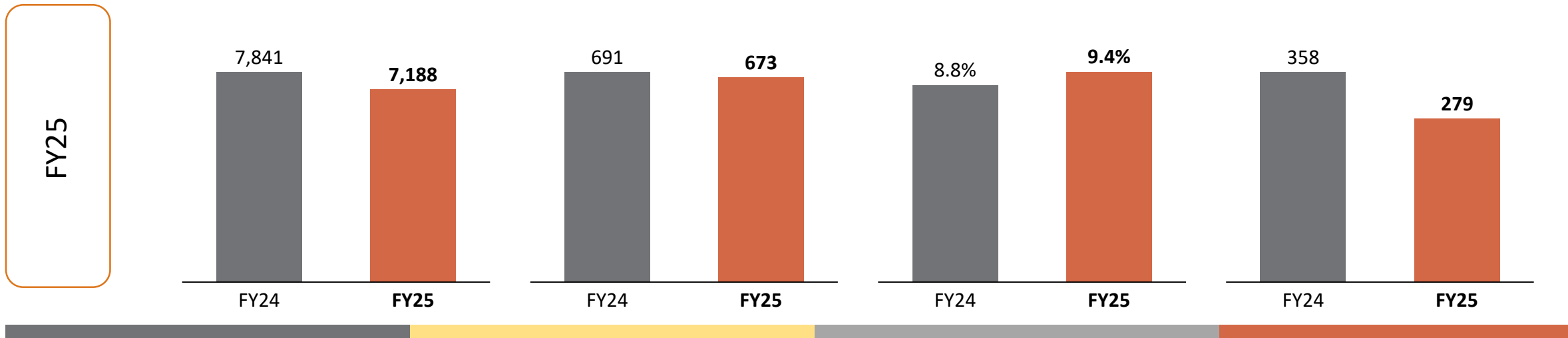
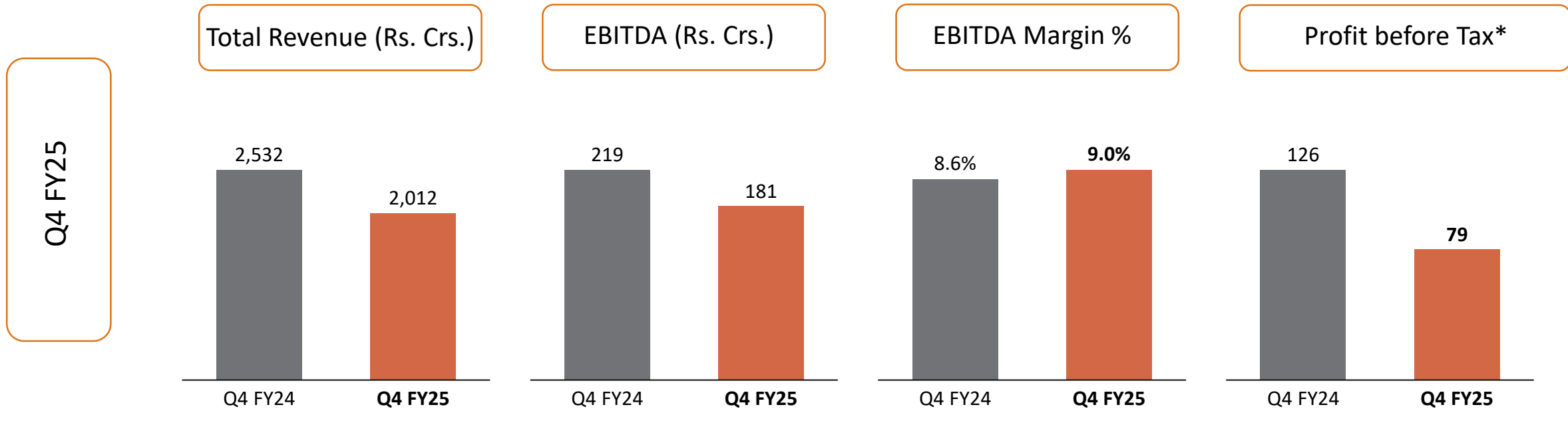
- ✦ Received LOA for the supply, erection, testing & commissioning (ETC), and civil works for a 400/220 KV substation at Nandgaon Peth, Dist. Amravati, Maharashtra. The project is on a turnkey basis with a total cost of Rs.311.92 crores including GST

Receipt of Letter of Acceptance (LOA) for project of Central Railway in April 2025

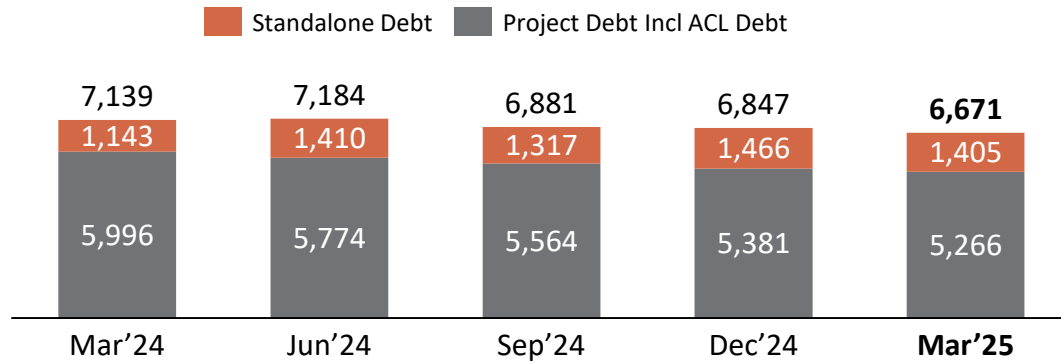
- ✦ Received LOA for the EPC work of gauge conversion from Pachora to Jamner (approx. 53.3 km), excluding Pachora yard and Road Over Bidge . The work includes earthwork, bridges, RUBs, P. Way, and other civil works. The contract value is Rs.568.86 crores including GST

Disclosure of Sale of Shares in Wholly Owned Subsidiary

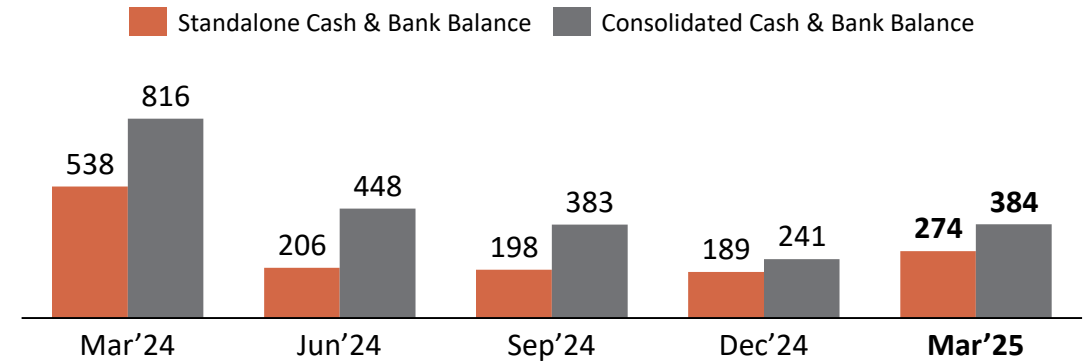
- ✦ As part of a strategic restructuring, company has sold 51% of its shareholding in Prakashmaan Renewable Energy Private Limited to Sunbreeze Renewables Private Limited for ₹1.98 crore. (2,550 equity shares of ₹10 each)
- ✦ Company holds 49% (2,450 shares) in Prakashmaan, which will now be classified as an Associate Company



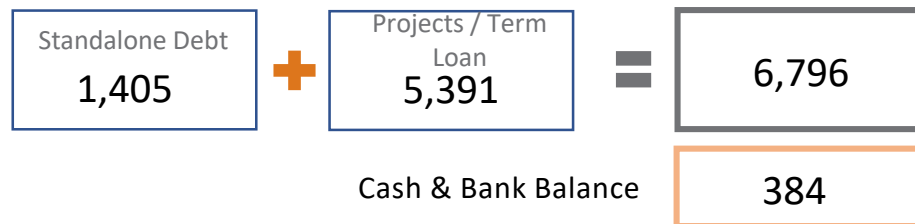
Consolidated Debt (Rs. Crs.)



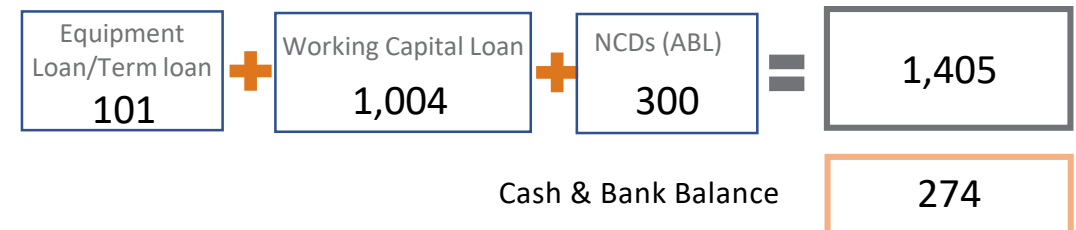
Cash & Bank Balance Break up (Rs. Crs.)



Consolidated Debt Breakup (Rs. Crs.)



Standalone Debt Breakup (Rs. Crs.)



*Excluding the Cash & Bank Balance of Assets held for Sale Companies of Rs. 997 crores in Mar'25



Particulars (Rs. Crs.)	Q4 FY25	Q4 FY24	Y-o-Y	Q3 FY25	Q-o-Q	FY25	FY24	Y-o-Y
Revenue from Operations	1,974.8	2,499.8	-21%	1,792.0	10%	7,061.4	7,726.7	-9%
Other Income	37.6	32.7		23.7		126.4	114.6	
Total Revenue	2,012.4	2,532.5	-21%	1,815.7	11%	7,187.8	7,841.3	-8%
Operating Expenses	1,717.9	2,189.5		1,493.2		6,022.5	6,706.3	
Employee Cost	51.9	59.4		63.4		240.5	233.1	
Other Expenses	61.8	65.0		72.1		251.5	210.9	
EBITDA	180.8	218.6	-17%	187.1	-3%	673.3	691.1	-3%
EBITDA Margin	9.0%	8.6%		10.3%		9.4%	8.8%	
Depreciation	25.6	30.2		25.3		98.2	104.6	
Finance Cost	76.6	62.0		82.9		296.4	228.1	
Profit Before Tax (Before Exceptional Gain/Loss)	78.6	126.4	-38%	78.9	0%	278.7	358.4	-22%
Share of Profit from Partnership Firms and AOPs	0.0	0.2		0.0		0.0	0.4	
Exceptional (Gain)/ Expense*	0.0	-216.6		0.0		0.2	-216.6	
Profit Before Tax (After Exceptional Gain/Loss)	78.6	343.2	-77%	78.9	0%	278.9	575.5	-52%
Tax	19.0	74.8		18.4		81.7	132.7	
Profit After Tax	59.6	268.5	-78%	60.6	-2%	197.2	442.8	-56%
PAT Margin	3.0%	10.6%		3.3%		2.7%	5.6%	

*1. FY24 Gain on account of sale of UEPL



Assets (Rs. Crs.)	Mar'25	Mar'24
Non - Current Assets	2,375.6	2,404.4
Property Plant & Equipments	303.5	320.2
Capital Work In Progress	16.3	2.2
Intangible Assets	0.5	0.4
Right of Use Asset	4.0	6.7
Financial Assets		
(i) Investments	1,262.2	1,479.9
(ii) Trade receivables	496.3	329.6
(iii) Loans	0.0	18.8
(iv) Other Financial Assets	78.8	64.0
Deferred Tax Assets (Net)	86.9	89.1
Other Non - Current Assets	30.3	33.8
Non Current Tax Assets (Net)	97.0	59.7
Current Assets	7,016.0	6,329.4
Inventories	348.7	432.7
Contract Assests	2,268.0	1,699.1
Financial Assets		
(i) Investments	1.2	4.2
(ii) Trade Receivables	1,272.0	1,098.5
(iii) Cash and Cash Equivalents	135.4	357.9
(iv) Bank Balance & Other than above	105.1	152.7
(v) Loans	1,056.4	1,218.6
(vi) Other Financial Assets	67.9	26.2
Current Tax Assets (Net)	0.0	32.5
Other Current Assets	563.5	507.1
Assets Held for Sale	1,197.9	799.9
Total Assets	9,391.6	8,733.9

Equity & Liabilities (Rs. Crs.)	Mar'25	Mar'24
Total Equity	4,009.4	3,812.5
Share Capital	140.4	140.4
Other Equity	3,869.0	3,672.1
Non-Current Liabilities	1,849.7	745.4
Contract Liability	592.0	390.6
Financial Liabilities		
(i) Borrowings	1,030.7	196.6
(ii) Lease Liability	0.4	3.1
(iii) Trade Payable	167.0	106.6
Provisions	59.6	48.5
Deferred Tax Liabilities (Net)	0.0	0.0
Current Liabilities	3,532.5	4,176.0
Contract Liability	718.7	867.7
Financial Liabilities		
(i) Borrowings	1,028.0	1,246.0
(ii) Trade Payables	1,007.0	1,297.6
(iii) Acceptances / Factoring Liabilities	294.0	276.9
(iv) Lease Liability	3.3	3.4
(v) Other Financial Liabilities	40.2	34.9
Financial Guarantee liabilities	0.0	7.6
Obligation towards Investor in Subsidiary	361.3	372.0
Current tax liabilities (net)	2.5	13.9
Provisions	24.0	13.5
Other current liabilities	35.8	42.4
Liabilities Held for Sale	17.8	0.0
Total Equity & Liabilities	9,391.6	8,733.9



Consolidated Profit & Loss Statement



Particulars (Rs. Crs.)	Q4 FY25	Q4 FY24	Y-o-Y	Q3 FY25	Q-o-Q	FY25	FY24	Y-o-Y
Revenue from Operations	2,694.4	3,051.9	-12%	2,387.9	13%	10,036.6	9,798.5	2%
Other Income	61.0	86.0		38.5		168.8	206.8	
Total Revenue	2,755.4	3,137.9	-12%	2,426.4	14%	10,205.4	10,005.3	2%
Operating Expenses	1,737.8	2,224.8		1,546.9		6,350.3	6,809.1	
Employee Cost	100.2	113.2		114.3		446.2	438.7	
Other Expenses	79.2	78.6		87.8		320.0	299.2	
EBITDA	838.2	721.3	16%	677.3	24%	3,088.9	2,458.3	26%
EBITDA Margin	30.4%	23.0%		27.9%		30.3%	24.6%	
Depreciation	39.7	68.0		58.0		289.7	366.6	
Finance Cost	317.7	333.8		312.7		1,245.3	1,310.4	
Share of Profit/ (Loss) from JV	0.5	-9.1		0.1		0.9	-18.3	
Profit Before Tax Before Exceptional Items	481.3	310.4	55%	306.7	57%	1,554.8	763.0	104%
Exceptional (Gain)/ Expense*	0.0	-106.9		0.0		0.0	-106.9	
Profit before Tax After Exceptional Items	481.3	417.3	15%	306.7	57%	1,554.8	869.9	79%
Tax	29.6	163.0		-354.8**		-178.8	348.7	
Profit After Tax	451.7	254.3	78%	661.5	-32%	1,733.6	521.2	233%
PAT Margin	16.4%	8.1%		27.3%		17.0%	5.2%	

*1. FY24 a. Gain on account of sale of UEPL, b. Incremental liability under finance

** During the quarter, the Company and its subsidiary Ashoka Concessions Limited has entered into share subscription and purchase agreements and other transaction documents for sale of its entire stake in five of its wholly owned subsidiaries which are engaged in construction and operation of road projects on Build Operate Transfer (BOT) basis, which is subject to completion of certain conditions precedent including approval from the lenders of the respective subsidiaries and other regulatory approvals. Considering the high probability of the sale transaction getting completed, as per Ind AS 105 the assets and liabilities of these subsidiaries have been classified as held for sale in the current quarter. Consequent to this, the amortization of intangible assets in these subsidiaries have been discontinued in the consolidated financial results from the date of classification as held for sale. Further, the Company has also recognized deferred tax asset of Rs 424.27 crores on the difference between the carrying value of the net assets of such subsidiaries in the consolidated books and its tax base



Assets (Rs. Crs.)	Mar'25	Mar'24
Non - Current Assets	3,011.9	8,093.5
Property Plant & Equipments	323.6	335.9
Capital Work In Progress	52.8	39.2
Investment Property	38.0	32.6
Intangible assets	720.8	6,312.9
Right of use asset	42.0	7.4
Contract Assets	330.3	409.2
Financial Assets		
(i) Investments Accounted using Equity Method	11.0	10.9
(ii) Investments	0.6	0.6
(iii) Trade receivables	496.3	329.6
(iv) Loans	31.4	4.3
(v) Other Financial Assets	144.7	147.8
Receivable under service concessions arrangement	0.0	167.2
Deferred Tax Assets	599.6	119.2
Other Non - Current Assets	111.7	91.4
Non Current Tax Assets (Net)	109.1	85.4
Current Assets	17,757.7	5,697.4
Inventories	539.1	698.5
Contract Assets	2,332.4	2,120.2
Financial Assets		
(i) Investments	209.2	100.6
(ii) Trade receivables	1,212.0	1,058.4
(iii) Cash and cash equivalents	167.3	458.8
(iv) Bank Balance & Other than above	209.4	357.6
(v) Loans	103.8	17.3
(vi) Other Financial Assets	60.7	27.5
Receivable under service concessions arrangement	184.8	186.6
Current Tax Assets	3.1	35.5
Other Current Assets	673.8	636.1
Assets Held for Sale	12,062.1	5,333.5
Total Assets	20,769.6	19,124.4

Equity & Liabilities (Rs. Crs.)	Mar'25	Mar'24
Total Equity	4,159.1	2,424.6
Share Capital	140.4	140.4
Other Equity	3,774.9	2,079.9
Non Controlling Interest	243.8	204.3
Non-Current Liabilities	2,187.0	7,596.1
Contract Liability	795.9	429.7
Financial Liabilities		
(i) Borrowings	727.8	3,789.8
(ii) Lease Liability	27.8	3.6
(iii) Trade Payable	167.0	106.6
(iv) Other financial liability	168.8	2,720.2
Provisions	98.6	363.2
Deferred Tax Liabilities (Net)	201.1	180.6
Other non-current liabilities	0.0	2.1
Current Liabilities	14,423.5	9,103.7
Contract Liability	777.5	980.7
Financial Liabilities		
(i) Borrowings	1,226.5	1,653.1
(ii) Trade Payables	987.7	1,296.4
(iii) Acceptances / Factoring Liabilities	294.0	276.9
(iv) Lease Liability	5.6	3.6
(v) Other Financial Liabilities	106.3	367.7
Obligation towards Investor in Subsidiary	1,526.0	1,526.0
Current tax liabilities (net)	9.6	19.3
Provisions	25.8	32.3
Other current liabilities	62.2	70.2
Liabilities held for sale	9,402.5	2,877.6
Total Equity & Liabilities	20,769.6	19,124.4



Standalone

Consolidated

Particulars (Rs. Crs.)	Mar'25	Mar'24	Mar'25	Mar'24
Profit Before Exceptional Items & Tax	278.9	575.5	1,554.8	870.3
Adjustments for: Non-Cash / Other Items	338.8	21.5	624.2	768.3
Operating profit before working capital changes	617.7	597.0	2,179.0	1,638.5
Changes in working capital	-1,113.4	-34.2	-182.1	-650.9
Cash generated from operations	-495.7	562.8	1,996.9	987.6
Direct taxes paid (net of refund)	-95.6	-152.6	-323.5	-238.8
Net Cash from Operating Activities	-591.3	410.1	1,673.5	748.8
Net Cash from Investing Activities	50.6	-281.5	-626.0	258.4
Net Cash from Financing Activities	318.1	172.7	-1,051.8	-407.4
Net Increase/(Decrease) in cash and cash equivalents	-222.5	301.3	-4.3	599.7
Add: Cash & Cash equivalents at the beginning of the period	357.9	56.6	893.9	294.2
Cash & Cash equivalents at the end of the period	135.4	357.9	889.6	893.9

Company Overview





45+ YEARS of
experience in
construction industry



INR 14,905+ Crs.
Current Order Book**



10,000+ members
in Ashoka Family



14,000 LANE Kms.
of highway constructed



30,000 Villages
illuminated through Power
T&D projects



CRISIL RATINGS
AA-/Reaffirmed Long Term
A1+/Reaffirmed Short Term



5 Year CAGR
17% Revenue
16% EBITDA



0.51x Debt Equity
Ratio*
(Standalone)



Ashoka Buildcon Limited

Ashoka Concession Limited (ACL)

(ABL owning 66% Stake, Balance with SBI Macquarie)

HAM Projects

% Stake

Kharar Ludhiana	100%
Ranastalam Anandpuram	100%
Ankleshwar Manubar Expressway	100%
Mallasandra Karadi Road	100%
Karadi Banwara Road	100%
Belgaum Khanapur Road	100%
Khairatunda Barwa Adda Road	100%

BOT Projects

% Stake

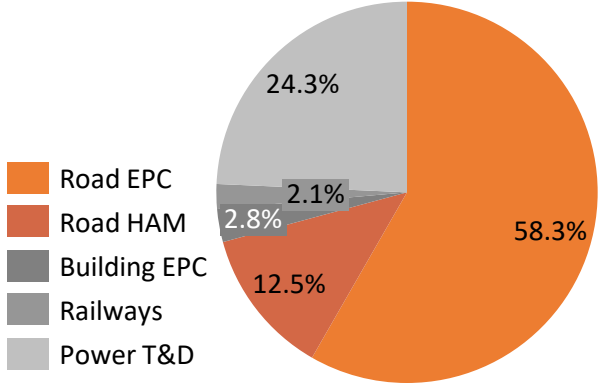
Belgaum Dharwad Road	100%
Dhankuni Kharagpur Road	100%
Sambalpur Baragarh Road	100%
Bhandara Maharashtra Road	100%
Durg Chattisgarh Road	100%
Jaora-Nayagaon Road (Along with Fellow Subsidiary)	74%

ABL Own Projects

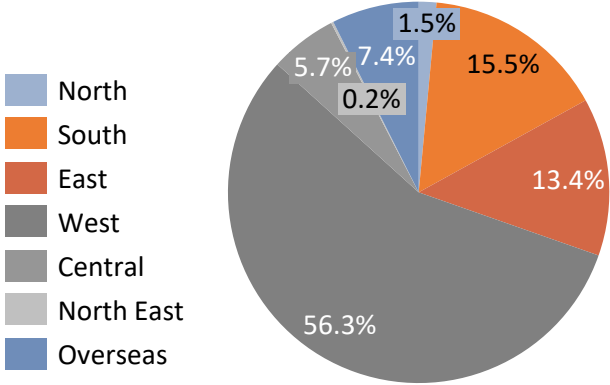
% Stake

Mudhol Nipani (BOT Annuity)	100%
Bagewadi Saundatti (BOT Annuity)	100%
Hungud Talikot (BOT Annuity)	100%
Kandi Ramsanpalle Road (HAM)	100%
Banwara Bettadahalli Road (HAM)	100%
Bettadahalli Shivamogga Road (HAM)	100%
Basawantpur Singnodi (HAM)	100%
Chennai ORR (BOT Annuity)	100%
Bowichandi (HAM)	100%

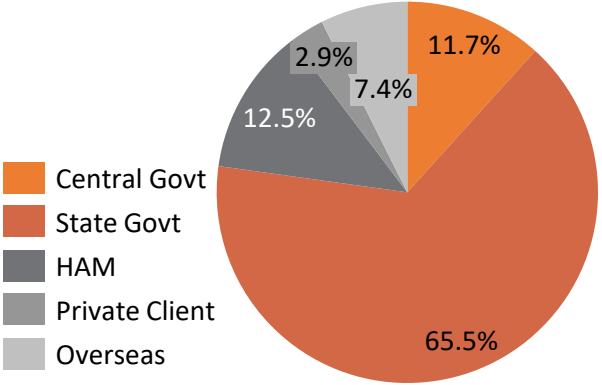
Segment Breakup



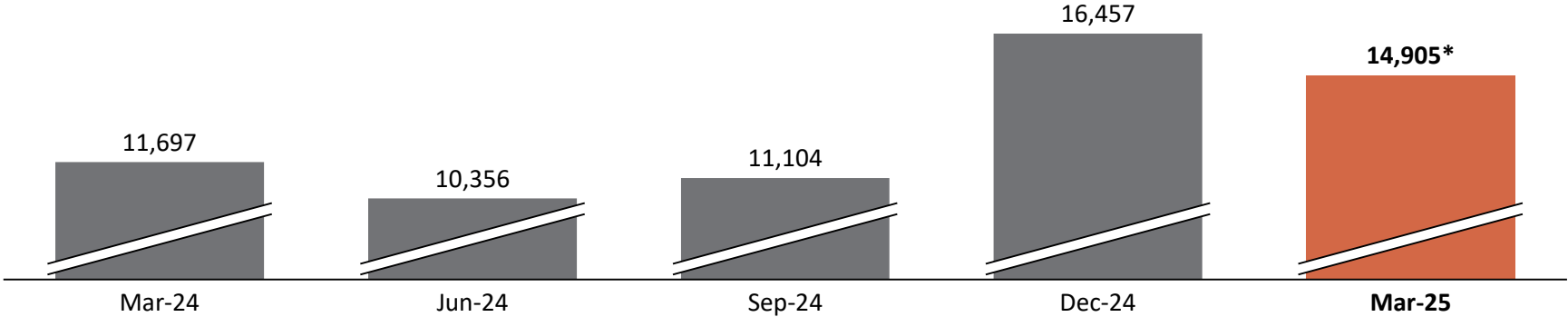
Region Breakup



Client Breakup



Order Book (Rs. Crs.)



*Excluding orders received post 31st March 2025 of INR 795 crores



Segment			Rs. Crs.
	Roads		10,545
HAM	Tumkur-Shivamoga IV, Karnataka	219	1,849
	Baswantpur to Singnodi	26	
	Tumkur-Shivamoga III, Karnataka	60	
	Tumkur - Shivamoga II, Karnataka	47	
	Tumkur - Shivamoga I, Karnataka	33	
	Khrar - Ludhiana, Punjab	2	
	Belgaum Khanapur	185	
	Bowaichandi to Guskara-Katwa Road	1,256	
	Others (HAM Projects)	22	
EPC	Panagarh to Palsit	16	8,697
	Banur - Kharar	149	
	Pararia to Mohania NH319, Bihar	2	
	Kwaram Taro, Assam	2	
	Belgaum Sankeshwar	103	
	Guyana	69	
	RD - Eccless Hway - GY Branch	82	
	RD - Guyana Demerara Bridge	57	
	RD - Demerara Region #4 Lot-1	218	
	Baraiyerhat-Heanko-Ramgarh Road, Bangadesh	374	
	Others	1	
	Aroor Tharavoor	591	
	Khammam Cable Stay Bridge	94	
	CIDCO-N Mumbai-MH	26	
	Bihar - Aurngbad-Chordaha	499	
	Gaimukh to Peyagaon	902	
	Kalyan Murbad Road	427	
	Kolshet to Kalhar	279	
	RD - TPS 10 & TPS 11 -Naina	853	
	RD - Kundalika Creek Bridge	1,263	
	RD - Jaigad Creek Bridge	684	
	RD - Bankot Creek Bridge	295	
	RD - Flyover Sion Panvel Hway	787	
	RD - Kempegowda Airport, Bangaluru	810	
	SPV Maintenance EPC Contracts	115	

	Segment		Rs. Crs.
	Other EPC Projects		4,359
Power T&D	Rajasthan	12	3,618
	Jammu & Kashmir	3	
	Uttar Pradesh	110	
	Madhya Pradesh	583	
	Bihar	67	
	Maharashtra	2,313	
	Assam	12	
	Benin	133	
	Ivory Cost	166	
	Chhattisgarh	59	
	Others/ Miscllaneous	159	
Railways	Jharkhand	45	320
	Madhya Pradesh	36	
	Punjab	38	
	Assam	18	
	Bihar	119	
	Karnataka	63	
EPC Buildings			420
Total (As on 31st March 2025)			14,905

All figures in Rs Crs.

Projects (As on 31 st March 2025)	% Stake (ACL/ABL)	Status	As per Financial Closure					As per Actuals				
			TPC Est.	Grant Est.	Estimated Equity	PIM Contribution Est.	Estimated Debt	Grant Received	Equity Invested	PIM Received	Total Debt Drawn	No. of Annuity Due
Kharar-Ludhiana	100%	COD	1,450	640	160	50	600	602	157	69	568	10
Ranastalam-Anandpuram	100%	COD	1,040	475	110	40	415	469	105	53	391	9
Vadodara Kim	100%	COD	1,483	675	150	58	600	675	151	54	568	6
Khairatunda-Barwa Adda	100%	COD	712	344	71	26	270	374	72	41	254	6
Belgaum-Khanapur	100%	COD(P)	746	343	77	31	295	242	93	28	176	6
Tumkur-Shivamogga –II	100%	COD(P)	1,006	487	97	37	385	489	114	78	339	2
Tumkur-Shivamogga –I	100%	COD(P)	741	367	71	28	275	339	67	56	239	6
Kandi-Ramsanpalle	100%	COD	725	400	69	21	235	400	69	56	234	4
Tumkur-Shivamogga –IV	100%	UC	1,127	553	88	56	430	341	98	86	269	-
Tumkur-Shivamogga –III	100%	COD(P)	755	414	60	31	250	406	72	69	206	2
Basawantpur Singnodi	100%	COD(P)	1,082	509	144	39	390	432	109	26	380	-
TOTAL			10,867	5,207	1,097	417	4,145	4,769	1,107	616	3,624	

COD – Commercial Operational Date

COD (P) - Commercial Operational Date(Provisional)

UC - Under Construction



All figures in Rs Crs.

Projects (Rs. Crs.) (As on 31 th March 2025)	% Stake	State / Client	Lane / Lanes Kms	Type	Signing Date	Concession Period	Contract Ending Date	Grant/ Premium	Debt as on 31 st March 2025
ACL Projects									
Belgaum Dharwad	100%	KN / NHAI	6 / 454.05	BOT (Toll), DBFOT	29-Jun-10	30 yrs.	27-May-41	Premium of Rs. Rs. 31 Cr from Appointed Date with 5% increment p.a.	314
Dhankuni Karagpur	100%	WB / NHAI	6 / 668.40	BOT (Toll), DBFOT	20-Jun-11	25 yrs.	31-Mar-37	Premium of Rs. Rs. 126 Cr from Appointed Date with 5% increment p.a.	831
Bhandara	100%	MH / NHAI	4 / 320	BOT	18-Sept-07	20 yrs.	15-Mar-28	Capital grant: Rs. 10 Cr	49
Durg	100%	CH / NHAI	4 / 330.4	BOT	23-Jan-08	20 yrs.	19-Mar-29	Negative Grant: Rs. 1 Cr in 13 th year of Concession Period	68
Jaora – Nayagaon	74%	MP / MPRDC	4 / 511.24	BOT	20-Aug-07	25 yrs.	27-Oct-33	Premium of Rs. Rs. 15.4 Cr from SPCOD with 5% increment p.a.	37
Sambalpur Bargarh	100%	OR / NHAI	4 / 352.8	BOT (Toll), DBFOT	29-Jun-10	30 yrs.	13-Nov-41	Premium of Rs. Rs. 1.3 Cr from Appointed Date with 5% increment p.a.	684



Projects (Rs. Crs.)	Q4 FY25	Q4 FY24	Y-o-Y	FY25	FY24	Y-o-Y
ACL Projects						
Belgaum Dharwad	31.7	34.4	-8%	124.8	137.8	-9%
Dhankuni Karagpur	143.2	136.7	5%	542.1	515.4	5%
Bhandara	32.8	31.1	6%	123.4	115.3	7%
Durg	39.2	36.4	8%	146.9	134.4	9%
Jaora – Nayagaon	66.4	58.4	14%	252.1	226.6	11%
Sambalpur Bargarh	34.1	31.9	7%	127.1	117.9	8%
Sub Total	347.5	328.9	6%	1,316.3	1,247.4	6%

ACL Projects

Company	Project	Period	FY21	FY22	FY23	FY24	FY25	% Rise
Ashoka Belgaum Dharwad Tollway Ltd.	Belgaum Dharwad Project	Q1	11.8	18.9	33.9	35.2	31.9	-9.5%
		Q2	20.1	25.1	31.3	32.7	29.6	-9.4%
		Q3	27.7	29.8	34.0	35.5	31.6	-11.0%
		Q4	29.3	30.5	35.8	34.4	31.7	-7.9%
			88.9	104.3	135.0	137.8	124.2	
Ashoka Dhankuni Karagpur Tollway Ltd.	Dhankuni Karagpur Project	Q1	53.6	84.9	117.4	126.7	131.8	4.0%
		Q2	93.3	97.1	111.6	122.0	132.2	8.3%
		Q3	107.0	104.3	115.8	130.0	134.9	3.8%
		Q4	104.3	107.3	121.9	136.7	143.2	4.7%
			358.2	393.6	466.8	515.4	542.1	
Ashoka Highways (Bhandara) Ltd.	Bhandara Project	Q1	11.7	16.8	22.3	27.6	30.9	11.9%
		Q2	17.9	20.1	22.2	26.6	28.8	8.4%
		Q3	21.4	20.9	25.6	30.0	30.8	2.9%
		Q4	21.7	22.3	27.9	31.1	32.8	5.6%
			72.7	80.1	97.9	115.3	123.4	
Ashoka Highways (Durg) Ltd.	Durg Project	Q1	13.1	19.3	25.2	31.6	36.7	16.0%
		Q2	19.7	23.0	25.7	31.3	34.1	8.8%
		Q3	23.7	23.9	29.4	35.1	36.9	5.3%
		Q4	24.3	25.5	32.2	36.4	39.2	7.8%
			80.7	91.6	112.4	134.4	146.9	



ACL Projects

Company	Project	Period	FY21	FY22	FY23	FY24	FY25	% Rise
Jaora - Nayagaon Toll Road Company Pvt Ltd.	Jaora – Nayagaon Road Project	Q1	22.5	36.8	49.1	57.5	59.6	3.7%
		Q2	42.4	45.2	51.2	56.3	62.0	10.0%
		Q3	44.9	43.7	52.4	54.4	64.0	17.8%
		Q4	45.5	46.7	54.3	58.4	66.4	13.8%
			155.4	172.5	207.1	226.6	252.1	
Ashoka Sambalpur Bargarh Tollway Ltd	Sambalpur Bargarh Project	Q1	10.7	17.3	24.0	28.4	30.9	8.6%
		Q2	17.0	17.9	21.8	28.1	29.5	4.9%
		Q3	19.1	19.5	24.7	29.4	32.6	10.9%
		Q4	20.5	20.8	27.3	31.9	34.1	6.8%
			67.3	75.5	97.8	117.9	127.1	



Mr. Ashok Katariya
Chairman

- In 1976, Mr. Katariya laid the foundation of the Company. A Gold medalist from College of Engineering Pune. A visionary, a leader, and a determined individual
- He is recipient of Lifetime Achievement award from the Association of Consulting Civil Engineers and Civil Engineer of the year 2017 by Institute of Engineers (India)



Mr. Satish Parakh
Managing Director

- Mr. Parakh's association with Ashoka Group began in 1982
- Under his leadership company has consolidated its position amongst the leading highway developers in the country
- He has spearheaded the company's diversification in Power (EPC) projects



Mr. Sanjay Londhe
Whole Time Director

- Mr. Londhe heads the execution of projects from their design stage to final completion
- He possesses experience of more than 37 years
- He is the Member of National Safety Council's Governing body and CII National Committee on Roads & Highways (2023-24)



Mr. Ashish A. Kataria
Whole Time Director

- Mr. Ashish A. Kataria is MBA with Civil Engineering background
- Possesses an experience of more than 18 years. Involved in the successful completion of various Road Projects of ASHOKA
- Whole time Director of Ashoka Concessions Limited (ACL)



Mr. Paresh Mehta
Chief Financial Officer

- Mr. Mehta heads Finance, Taxation and Accounting divisions of the group
- He is a Chartered Accountant with more than 33 years of experience across various corporates and sectors
- He has been associated with Ashoka Buildcon group for more than 30 years



Mr. Ashok Katariya

Chairman



Mr. Satish Parakh

Managing Director



Mr. Sanjay Londhe

Whole Time Director



Mr. Ashish Kataria

Whole Time Director



Mr. Mario Nazareth

Independent Director



Mr. Nikhilesh Panchal

Independent Director



Mr. Mahendra Mehta

Independent Director



Ms. Shilpa Hiran

Independent Director

MOPA AIRPORT LINK ROAD – GOA

Project Length : 6.58 km with elevated portion of 4.4 km

- A new airport for Goa has been built near village Mopa. At present the connectivity to the airport is through existing village road. However, being an international airport, a separate dedicated corridor is needed for direct connectivity
- Ashoka Buildcon has been entrusted with the responsibility to construct this corridor by the PWD (NH), Govt of Goa on behalf MoRTH, Govt of India



The elevated corridor consists of numerous piers that reach height of up to 40 meters.





One of India's Longest 6 Lane Flyovers in Kerala (12.752 Kms)

- The elevated flyover being constructed by Ashoka runs between Aroor and Thuravoor.
- It is positioned above the existing NH 66

India's First 8 Lane Extra Dosed Cable Stayed Bridge Built in 33 Months

- Despite flood situations in 2 consecutive years and the pandemic, team Ashoka completed this prestigious 8 lanes bridge across Narmada river in Gujarat in Record time of 33 months



Bundelkhand Expressway : 3 Construction records set

- This prestigious project by UPEIDA was completed ahead of scheduled by team Ashoka and three records were set during the construction
- These include non-stop laying of 12,765 tonnes of DBM in 64 hours, non-stop laying of 19,756 tonnes of Bituminous concrete in 96 hours and completion of 13 concrete deck slabs in 46 days



....and many more

AWARDS

ASHOKA
Ashoka Buildcon Limited



Ashoka Strikes Gold

at the Prestigious National Highways Excellence Awards.

Project : Kandli to Ramsampalle Section of NH-161 in Telangana

Category : Green Highways

The award was handed over by Mr. Nitin Gadkari, Hon. Minister for Road Transport and Highways (GoI) & Mr. Harsh Malhotra Minister of State - Road Transport and Highways & Corporate Affairs (GOI), Mr. Anil Gandhi and Mr. Prashant Joshi, along with other members of Team Ashoka accepted the award on behalf of the company.

ECONOMIC TIMES INFRA AWARDS 2024 - 13th Dec 2024



Infrastructure Thought Leader
of the Year

Winner

Satish Parakh



Best Infrastructure Company
(Roads & Highways)

Winner

Ashoka Buildcon Limited

CONSTRUCTION TIMES AWARD 2024 - 12th Dec 2024



Outstanding Contribution to
Roads and Highways

Winner

Satish Parakh



Best Bridge
Project

Winner

MOPA Airport Link Project

AWARDS & RECOGNITIONS

ASHOKA
Ashoka Buildcon Limited



Vishwa Hindu Parishad felicitated

Shri Ashokji Kataria with The Bhama Shah Award

The award was presented at the hands of

Supreme Court Lawyer, Shri Ashwini Ji Upadhyay

AWARDS & RECOGNITIONS

ASHOKA
Ashoka Buildcon Limited



Ashoka Buildcon Limited wins the prestigious
CIDC Vishwakarma Award in HSE Category for the
construction FINTECH DIGITAL INSTITUTE, JODHPUR

The award is in recognition of the environment friendly practices introduced
and implemented by the company during the construction of this mega- project.

AWARDS & RECOGNITIONS

ASHOKA
Ashoka Buildcon Limited



Mr. Satish Parakh, M.D. Ashoka Buildcon Limited
has been honoured as one of
'India's Most Respected Entrepreneurs'
by Hurun India.

Hurun is a leading research, luxury publishing, and events group
established in London in 1999. Hurun is active in India, China, France, the UK,
the USA, Australia, Japan, Canada, and Luxembourg.

AWARDS & RECOGNITIONS

ASHOKA
Ashoka Buildcon Limited



Ashoka Buildcon Limited Wins the EPC World Award
'Outstanding Contribution to Roads & Highways
(Very Large Projects Category)' for the construction of
MOPA Airport Link Project, Goa

Mr. Rahul Korhale & Mr. Ajinkya Ghorpade, received the Award on behalf of
Ashoka Buildcon Limited at the Award Ceremony in Delhi.

AWARDS & RECOGNITIONS

ASHOKA
Ashoka Buildcon Limited



The MOPA Airport Link Project, Goa Shines Again!
Achieves its 5th National Level Award
(Winner in the 'Impact' Category)
at the Build India Infra Awards 2025

Mr. Sanjay Londhe, Director, Ashoka Buildcon Limited, accepted the
Award at the Hands of Transport Minister (State) Mr Harsh Malhotra
in a Grand Event held in Delhi.



Ashoka Buildcon Ltd.

THANK YOU

Company: Ashoka Buildcon Limited

CIN: L45200MH1993PLC071970



Mr. Paresh Mehta (CFO)

paresh.mehta@ashokabuildcon.com

Tel: 0253 - 6633705

Investor Relations: Strategic Growth Advisors (SGA)

CIN: U74140MH2010PTC204285

SGA Strategic Growth Advisors

Mr. Deven Dhruva / Mr. Jigar Kavaia

deven.dhruva@sgapl.net / jigar.kavaia@sgapl.net

Tel: +91 98333 73300 / +91 99206 02034