


# 15<sup>वाँ</sup> वार्षिक रिपोर्ट Annual Report 2017-2018



रेल विकास निगम लिमिटेड  
**Rail Vikas Nigam Limited**

(A Government of India Enterprise)

## CONTENTS

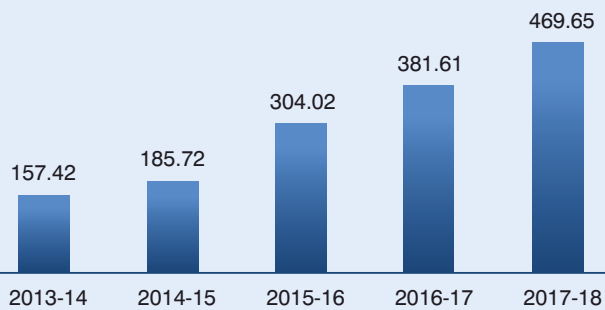
|   |  |     |
|---|--|-----|
| 1 | Board of Directors and allied Information  | 3   |
| 2 | Chairman's Address   | 5   |
| 3 | Directors' Report  | 10  |
|   | - Management Discussion and Analysis Report  |     |
|   | - Report on Corporate Governance   |     |
|   | - Corporate on Corporate Social Responsibility   |     |
|   | - Secretarial Audit Report   |     |
|   | - Extract of Annual Return   |     |
|   | - Form no. AOC-2   |     |
| 4 | Standalone Financial Statements  | 113 |
|   | - Independent Auditors' Report   |     |
|   | - Comments of Comptroller & Auditor General of India   |     |
| 5 | Consolidated Financial Statements  | 182 |
|   | - Independent Auditors' Report   |     |
|   | - Comments of Comptroller & Auditor General of India   |     |
| 6 | Annual Report of High Speed Rail Corporation of India Limited<br>(Wholly Owned Subsidiary of RVNL) | 270 |
|   | - Directors' Report  |     |
|   | - Extract of Annual Return   |     |
|   | - Financial Statements   |     |
|   | - Independent Auditors' Report   |     |
|   | - Comments of Comptroller & Auditor General of India   |     |

## PERFORMANCE HIGHLIGHTS DURING LAST FIVE YEARS

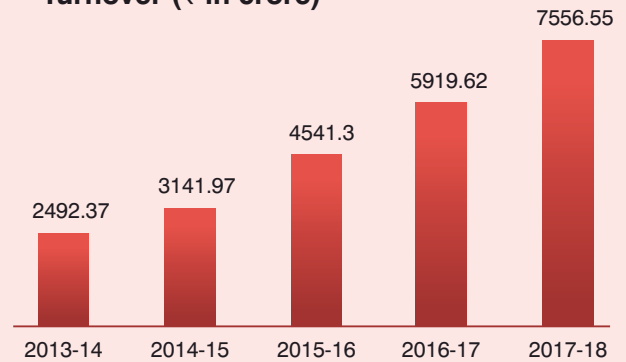
(₹ in Crores except EPS)

| Particulars            | 2013-14 | 2014-15 | 2015-16 | 2016-17 | 2017-18 |
|------------------------|---------|---------|---------|---------|---------|
| Turnover               | 2492.37 | 3141.97 | 4541.3  | 5919.62 | 7556.55 |
| Paid up Capital        | 2085.02 | 2085.02 | 2085.02 | 2085.02 | 2085.02 |
| Reserves and Surplus   | 451.05  | 593.84  | 926.55  | 1001.77 | 1266.46 |
| Net Worth              | 2536.07 | 2678.86 | 3011.57 | 3083.37 | 3351.48 |
| Net Fixed Assets       | 8.99    | 8.87    | 11.55   | 20.29   | 269.99  |
| Profit before Tax      | 195.17  | 236.35  | 371.83  | 481.38  | 564.14  |
| Provision for Tax      | 37.75   | 50.63   | 67.81   | 99.77   | 94.49   |
| Profit after Tax       | 157.42  | 185.72  | 304.02  | 381.61  | 469.65  |
| Dividend               | 31.50   | 37.20   | 115.10  | 154.50  | 167.57  |
| Earning Per Share(EPS) | 0.76    | 0.89    | 1.46    | 1.83    | 2.25    |

**Profit after Tax (₹ in crore)**



**Turnover (₹ in crore)**



# निदेशक मंडल

## Board of Directors



श्री एस.सी. अग्निहोत्री  
अध्यक्ष एवं प्रबंध निदेशक  
**Mr. S.C. Agnihotri**  
Chairman & Managing Director  
(upto 31.08.2018)



श्री प्रदीप गौड़  
अध्यक्ष एवं प्रबंध निदेशक  
**Mr. Pradeep Gaur**  
Chairman & Managing Director  
(w.e.f. 01.09.2018)



श्रीमती गीता मिश्रा  
निदेशक (कार्मिक)  
**Mrs. Gita Mishra**  
Director (Personnel)



श्री विजय आनंद  
निदेशक (परियोजना)  
**Mr. Vijay Anand**  
Director (Projects)



श्री अरुण कुमार  
निदेशक (परिचालन)  
**Mr. Arun Kumar**  
Director (Operations)



श्री एस.सी. जैन  
कार्यकारी निदेशक (कार्य)  
रेलवे बोर्ड (अंशकालिक सरकारी) निदेशक  
**Mr. S.C. Jain**  
ED (Works), Railway Board, (Part Time Official) Director



श्री ए.पी. द्विवेदी  
कार्यकारी निदेशक (पी.एस.यू.)  
रेलवे बोर्ड (अंशकालिक सरकारी) निदेशक  
**Mr. A. P. Dwivedi**  
ED (PSU), Railway Board, (Part Time Official) Director



श्री शिव कुमार गुप्ता  
(अंशकालिक गैर सरकारी) निदेशक  
**Mr. Shiv Kumar Gupta**  
(Part-time Non-Official) Director



श्री विनायक भालचन्द्र करंजीकर  
(अंशकालिक गैर सरकारी) निदेशक  
**Mr. Vinayak Bhalachandra Karanjikar**  
(Part-time Non-Official) Director



श्री आर.एच. ख्वाजा  
(अंशकालिक गैर सरकारी) निदेशक  
**Mr. R.H. Khwaja**  
(Part-time Non-Official) Director



श्रीमती सबीता प्रधान  
(अंशकालिक गैर सरकारी) निदेशक  
**Mrs. Sabita Pradhan**  
(Part-time Non-Official) Director

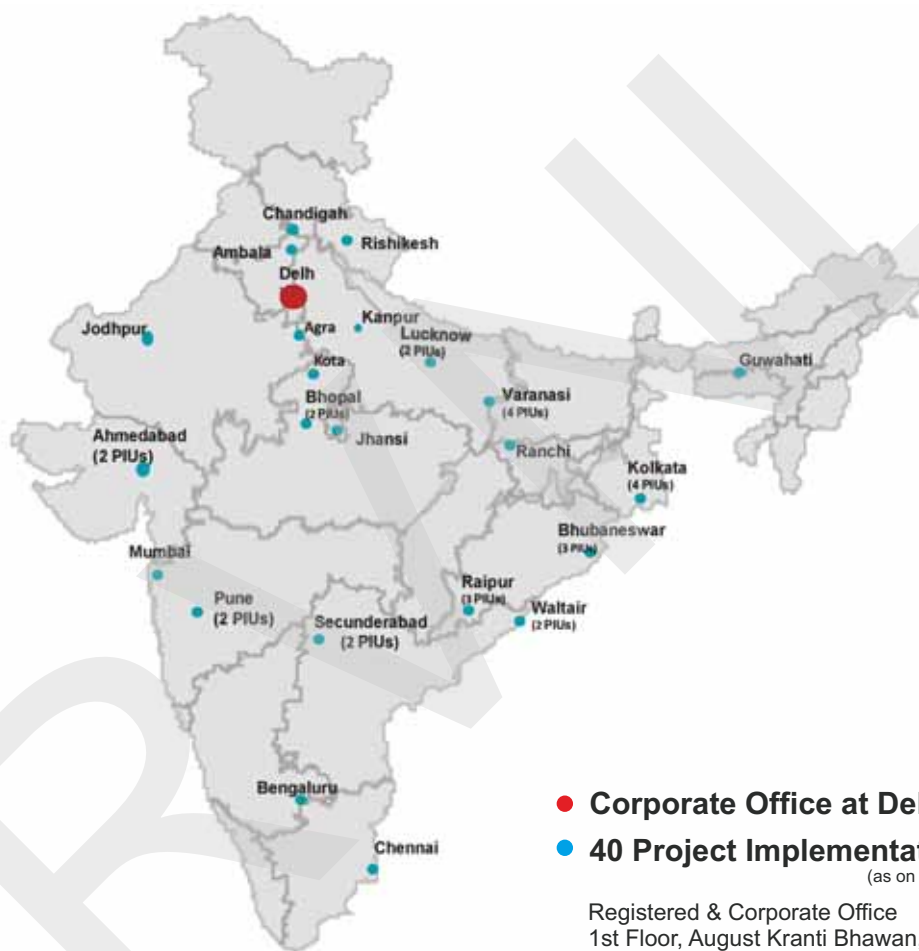


डा. एल.वी.एम. रेड्डी  
(अंशकालिक गैर सरकारी) निदेशक  
**Dr. L.V.M. Reddy**  
(Part-time Non-Official) Director



डॉ. अनिल कुमार  
(अंशकालिक गैर सरकारी) निदेशक  
**Dr. Anil Kumar**  
(Part-time Non-Official) Director

## RAIL VIKAS NIGAM LIMITED



COMPANY SECRETARY &  
COMPLIANCE OFFICER  
**Mrs. Kalpana Dubey**

STATUTORY AUDITORS  
**Raj Har Gopal & Co.**  
412, Ansal Bhawan, 16,  
Kasturba Gandhi Marg, New Delhi-110001

SECRETARIAL AUDITOR  
**P.C. Jain & Co.,**  
Company Secretaries  
H.O.: 2382, 1st Floor, Sector-16,  
Faridabad-121002

INTERNAL AUDITORS  
**Ravi Rajan & Co.**  
505-A, 5th Floor, Rectangle-I, D-4,  
District Centre, Saket, New Delhi-110017

### BANKERS



## CHAIRMAN'S ADDRESS



### **Distinguished Shareholders,**

On behalf of the Board of Directors of Rail Vikas Nigam Limited, I extend a very warm welcome to all of you on the occasion of the 15th Annual General Meeting of the Company. The audited accounts of the Company for the financial year 2017-18, along with the Directors' Report and reports of Auditors and comments of Comptroller and Auditor General of India have already been circulated and with your permission, I take them as read.

At the outset, I would like to take this opportunity to thank all our shareholders for the unstinted support and encouragement to the functioning of the Company. You all have always been there to ensure that RVNL is enabled to work effectively to fulfil its mandate for which it has been set up.

As we are all aware, your Company was established with the mandate of fast track implementation of rail infrastructure projects working for and on behalf of Ministry of Railways as an executing agency. It is, indeed with a great deal of satisfaction that I can report that RVNL has continuously endeavoured to meet the expectations of the Railway Administration which is reflected in the consistent improvement in the year on year physical and financial performance of the Company. The contribution of RVNL to the building of rail infrastructure in the country is amply demonstrated by the presence of the Company in 41 Project Implementation Units established at 25 locations across the length and breadth of the country. RVNL is executing projects in all the Zonal Railways and 19 States of the Country.

In the past few years, there has been a paradigm shift in the execution of infrastructure projects on Indian Railways. On the financial side, the Ministry has made innovative efforts to ensure the availability of adequate funds so that there is no impediment in project execution, with an emphasis on removal of operational bottlenecks and capacity augmentation works. On the physical side, while the completion of projects is being monitored, there is now a focus on the commissioning of projects to ensure that the assets built are brought to productive use as soon as possible.

### **Financial Performance**

In 2017-18, RVNL increased its expenditure on project execution from ₹ 5919.62 crore to ₹ 7556 crore, which excludes the element of ₹ 621 crore as GST. This reflects an increase of 27.65%. While the turnover (excluding GST) from projects of the Ministry increased to ₹ 4894.33 crore from ₹ 3864.98 crore in the

previous year, the expenditure on works (excluding GST) undertaken for SPVs and other deposit works increased to ₹ 1356.35 crore during 2017-18 in comparison to ₹ 1025.29 crore in the previous year.

Profit Before Tax increased from ₹ 481.38 crore in 2016-17 to ₹ 564.15 crore in 2017-18, and Profit After Tax (PAT) of the Company is at ₹ 469.66 crore, showing an increase of 23.07% over the previous year.

In view of the improved financial performance, and in line with the directions of Department of Public Enterprises and the Ministry for payment of Dividend, the Directors of your Company have recommended payment of the highest ever final dividend of ₹ 167.57 crore for 2017-18, to the Ministry of Railways compared to ₹ 154.50 crore in the previous year. As a result, the effective management fee of RVNL would be reduced from an average of 8.5% to 6.11%, With the payment of final dividend, the total amount paid as Dividend to the Ministry will stand at ₹ 588 crore.

### **Physical performance**

During the year, with the focus of the Ministry on the commissioning of projects, I am happy to inform the Shareholders that your Company achieved the target of getting 475 km of track ready for commissioning. Out of this, 17 km of New Line & 400.03 km of Doubling were commissioned and another 58.28 km Doubling was inspected by Commissioners for Railway Safety (CRS) which could not be opened due to operational constraints of the Railways.

In comparison to completing a total of 713.73 km of project length in 2016-17, RVNL completed 885.5 km in 2017-18 thereby surpassing all previous achievements. This included 315.2 km of Doubling and 425 km of Railway Electrification, 17 km of New Line, 86.3 km of Gauge Conversion and 42 km of Metropolitan Transport Project.

The completed sections of important doubling projects include Daund-Gulbarga, Hospet-Tinaighat, Bina-Kota, Raipur-Titlagarh, Sambalpur-Titlagarh etc. During the year, Habibganj-Bina block section was completed, thus completing the full project (Habibganj-Bina 3rd line).

The Company has also contributed substantially to the commissioning of Railway Electrification projects during the year. In 2017-18, RVNL commissioned 604.97 km of pure Railway Electrification works on important routes, including 171.96 km of Pune-Wadi-Guntakal RE, 131.3 km of Chhapra-Balia-Gazipur-Varanasi-Allahabad section, 79.86 km of Jakhal-Hisar RE, 74 km of Maheru-Hissar RE, 63.34 km of Amla-Chaindwara-Kulumna RE, 44.62 km of Raipur-Titlagarh RE, 27.2 km of Rewari-Maheru RE and 12.69 km of MMTS Phase-II. In addition, 156.49 km of RE was completed with doubling projects.

Over the years, Your Company has gained substantial experience and built capacity for commissioning of signalling works associated with Doubling, third line, Intermediate Block Signalling and yard remodelling. In 2017-18, RVNL executed 100 non-interlocking of stations for commissioning of works which is the highest till date. This included 60 stations on 4th line, 3rd line and Doubling projects, 25 stations on Railway Electrification, 30 Mid-section Level Crossing Gates interlocking and 15 IBS/auto signal. The Company has also been able to successfully commission telecom works involving laying of optic fibre cables and 6 Quad cables of a total of 520 km.

On behalf of the Board of Directors of the Company, I would like to place on record our deep appreciation for the proactive support extended by Railway Board and the General Managers and Officers of the Zonal Railways without which the commissioning of railway projects done by your Company in 2017-18 would not have been possible.

Progress is also being made on the new hill rail projects assigned to RVNL, that is, the Rishikesh-Karnaprayag section in Uttarakhand and Bhanupali-Bilaspur-Beri section in Himachal Pradesh. Subsequent to finalisation of the alignment and sanction of the Detailed Estimate for the former, the process of land acquisition is at an advanced stage and forest clearance has been obtained. While project execution has commenced in the first block section, it is planned that the award of contracts for construction of tunnels will be completed during this year. The alignment of the Bhanupali-Bilaspur-Beri section has been finalised, using the latest DEM technology, based on which the Detailed Estimate is being prepared for sanction.

In the past few years, RVNL has shown its capability for planning and delivery of State of the Art Railway Workshops and augmentation of capacity of Production Units. Upto 2016-17, RVNL had successfully completed 5 projects and in 2017-18, work was completed on the 250 high horse power Locoshed at Barauni. At present, 02 number of Workshop projects are under an advanced stage of progress.

The construction of the Indian Railway Institute of Financial Management at Secunderabad, the first institutional building being constructed by RVNL is progressing satisfactorily and it is expected to be completed this year.

The projects related to extension of Kolkata Metro have been delayed due to various issues such as non-acquisition of land, awaiting various clearances and removal of hindrances by the local authorities.

I am happy to report that with the proactive involvement of the Ministry of Railways and State Government, the projects have now been given the required push, and the commissioning of lines will commence from 2019-20 onwards.

### **ADB projects**

ADB has agreed to provide a multi-tranche financing facility of US \$ 500 million for funding of 5 projects. With the signing of the loan agreement for the 3rd tranche of US \$ 120 million in March 2018, the total financing facility to be availed has increased to US \$ 390 million. During the year 2017-18, an amount of ₹ 230.18 crore, equivalent to \$ 35.90 million has been claimed for reimbursement from the ADB. Execution of the ADB funded projects is in progress.

### **Special Purpose Vehicles**

RVNL has taken the lead for establishing six joint venture Special Purpose Vehicles (SPVs) in partnership with various stakeholders including Ports, Mines, State Governments etc. for implementation of rail connectivity project. RVNL has contributed an equity of only ₹ 649 crore, against which project worth ₹ 6703 crore are being implemented with contribution of equity by the project partners and raising of funds through Financial Institutions.

The project works of the Kutch Railway Company Ltd., Bharuch Dahej Railway Company Ltd. and Krishnapatnam Railway Company Ltd. (partly) have been completed and are under operations. These SPVs are contributing substantially to the total revenues of the Railways. However, certain issues affecting the financial position and operations of the SPVs are under consideration of the Ministry of Railways for resolution.

In Krishnapatnam Railway, the work on the section between Venkatachalam and Obulavaripalle is in progress. This section has two tunnels with a total length of about 7.7 km, which were completed this year in record time of 25 months. However, the issue of funding of the balance portion of the project is to be

addressed. Doubling of 270 km of the Kutch Railway line between Palanpur and Samakhiali which is being funded completely by the SPV at an estimated cost of ₹ 1400 crore, has been taken up by RVNL on behalf of the SPV and work is proceeding satisfactorily. The physical works on Haridaspur-Paradip and Angul-Sukinda New Line projects are in progress.

### **Human Resource Development**

The primary focus of RVNL Management has been to have not only a team of highly motivated, skilled and experienced manpower but also retain them by facilitating a right environment, competitive perks and ample opportunities for a better career progression through training and support. It is worth mentioning that all the above milestones have been realized with an on-roll staff strength of only 541 regular personnel, which include 150 regular employees and 391 deputationists. To maintain a lean and thin organizational structure, the Company makes continuous efforts to streamline the systems and procedures through various measures, such as introducing a Standard Bill of Quantities for different types of works, awarding composite contracts incorporating all aspects of Civil, Electrical and S&T works, floating multi-package tenders to reduce multiple evaluations etc.

### **Corporate Social Responsibility**

RVNL is conscious of its Corporate Social Responsibility. During 2017-18, the Company spent ₹ 7.67 crore (approximately 2.12% of the average net profit of last three financial years) on CSR initiatives, compared to ₹ 6.12 crore in the previous year. The main focus of the Company is in the areas of education, health and sanitation, with implementation of CSR projects by Ramakrishna Mission, TERI, Sulabh International etc. Some of the significant projects undertaken under CSR are providing 180 Bedded Hospital Facilities for treatment of female & child patients at Ramakrishna Mission Sevashrama (RKMS) Vrindaban, 'Education for under privileged differently abled children in the backward areas of West Bengal, Hostel Facilities for 120 Girl Nursing Students, providing community toilet blocks at different places in the country under Swatchh Bharat Abhiyan.

Your Company's CSR initiatives have been appreciated by the Parliamentary Committee on CSR, the target population and lauded by the Tata Institute of Social Science, the CSR hub, in its social audit.

### **MOU Performance**

It is with a great deal of satisfaction that I can report to the Shareholders, based on the overall performance, your Company has been rated as 'Excellent' by Department of Public Enterprises for the financial year 2016-17 for the 7th consecutive year. The grading achieved by your Company was the highest among the Railway CPSEs. RVNL got 100 out of 100 marks, along with 7 others out of 181 CPSEs assessed by DPE.

For 2017-18 also, all the performance targets, set under various parameters in the Memorandum of Understanding with Ministry of Railways, and Department of Public Enterprises, Ministry of Heavy Industries, have been achieved. Based on the overall performance, it is expected that your Company will achieve an 'Excellent' rating for the financial year 2017-18 also.

### **Corporate Governance**

RVNL maintains a robust system of checks and balances to ensure that the authority of decision making is exercised with due care and responsibility to meet the aspirations of Shareholders and society. Your

Company complies meticulously with all legal requirements and Government guidelines regarding Corporate Governance. A Report on Corporate Governance and Management Discussion and Analysis forms part of the Annual Report.

Mr Satish Agnihotri , who had been MD and CMD of the Company for 81/2 years, demitted office on superannuation on 31st August 2018. RVNL made tremendous progress during his tenure at the helm of affairs. On behalf of all of us, I place on record our sincere appreciation and gratitude for his contribution.

In the end, I would like to mention that all the achievements of RVNL, would not have been possible without the support provided by the Zonal Railways. I am also grateful for the encouragement and confidence reposed in RVNL by the Chairman and Members of the Railway Board and other officers, so that RVNL has been able to contribute substantially to the development of rail infrastructure in the country.

I express my sincere thanks to our esteemed Shareholders, Ministry of Railways, Ministry of Finance, Department of Public Enterprises, Ministry of Heavy Industries, the State Governments, Zonal Railways, ADB, IRFC, Financial Institutions, C&AG's office, our bankers and stakeholders in various railway projects and national and international contractors for their unstinted cooperation to RVNL. I would also like to place on record my deep appreciation for the devotion and dedication of all my fellow RVNL employees who have been pillars of strength for the Company and have delivered their best despite various difficulties and obstacles.

**(Pradeep Gaur)**

**Chairman & Managing Director**

**New Delhi**

**Date: 18<sup>th</sup> September, 2018**

## DIRECTORS' REPORT

### Dear Shareholders,

Your Directors are pleased to present the 15th Annual Report and Audited Financial Statements for the Financial Year ended 31st March, 2018 together with the reports of Statutory Auditors and Comptroller & Auditor General of India thereon.

### Integral Reports

The "Management Discussion and Analysis Report", "Corporate Governance Report", "Corporate Social Responsibility (CSR) Report", "Secretarial Auditor Report", Extract of Annual Return and "Form AOC-2" with relevant sub-appendices form an integral part of this Directors' Report and have been placed as **Annexure "A", "B", "C", "D", "E" and "F"** respectively.

The Management Discussion and Analysis Report provides an overview of the affairs of the Company, its business environment, mission and objectives, outlook, operational performance, its resources and systems, strengths, opportunities, constraints, risks and concerns, strategies, prospects, etc.

The Corporate Governance Report highlights the Company's philosophy on Corporate Governance and Key Values, composition of Board of Directors and its Committees, attendance and remuneration of Directors etc. other relevant disclosures, CEO/CFO Certification and general information for share holders. It is supplemented by the following compliance certificates.

- (I) A Certificate signed by the Chairman and Managing Director affirming receipt of compliance with the Code of Conduct from all Board members and Senior Management personnel during the year

2017-18 (**placed at Annexure "B-1"**) as per guidelines of Department of Public Enterprises on Corporate Governance;

- (ii) A Certificate from the Chairman and Managing Director and Chief Financial Officer (CFO) with regard to the authenticity of financial statements (**placed at Annexure "B-2"**); and
- (iii) A Certificate of compliance of Corporate Governance signed by a practicing Company Secretary (**placed at Annexure "B-3"**) as per guidelines of Department of Public Enterprises on Corporate Governance.

The Corporate Social Responsibility (CSR) Report reflects RVNL's plans, policy, budget, expenditure, evaluation process for projects and CSR activities undertaken during the year.

Pursuant to provisions of Section 204 of Companies Act, 2013 and Companies (Appointment and Remuneration of Managerial personnel) Rules 2014, the Company has appointed M/s P.C. Jain & Co., Practicing Company Secretary, to undertake the Secretarial Audit of the Company. The Secretarial Audit Report is placed at **Annexure "D"**.

Pursuant to section 134 (3) (a) of the Companies Act, 2013 read with Rule 12 (1) of the Companies (Management and Administration) Rules 2014, the "Extract of Annual Return" is placed at **Annexure "E"**.

The disclosure of Related Party Transactions, as required under section 134 (3) (h) of Companies Act, 2013 and Rule 8 (2) of the Companies

(Accounts) Rules, 2014 in Form “AOC-2” is placed at Annexure “F”.

## 1. FINANCIAL PERFORMANCE HIGHLIGHTS

The key highlights of the financial performance of

the company during F.Y. 2017-18 along with the corresponding performance in F.Y. 2016-17 are mentioned below (rounded to nearest Rupees/crore):

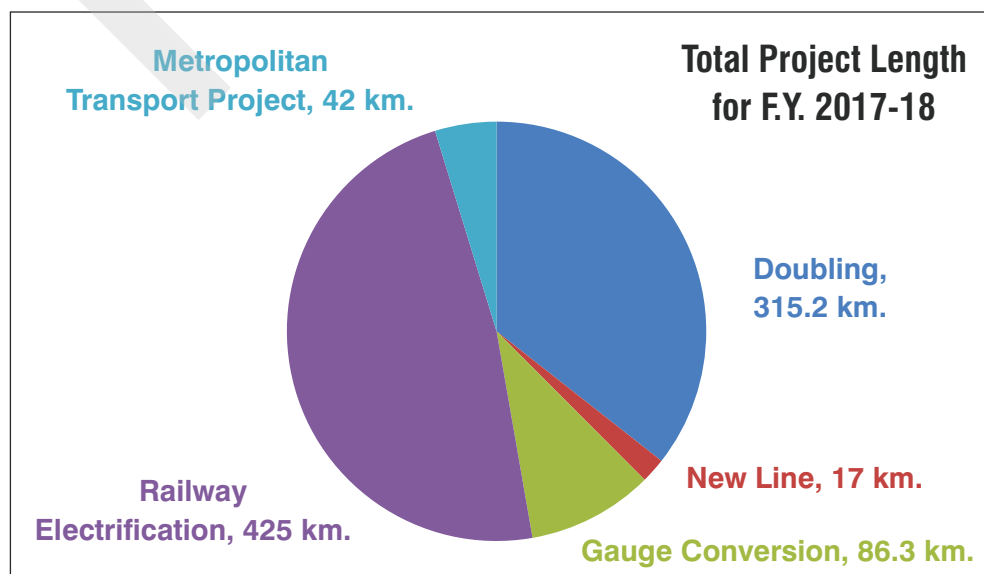
(₹ in Crores)

| Particulars  | 2017-18        | 2016-17        | % Increase/(Decrease) |
|--|----------------|----------------|-----------------------|
| Turnover   | 7556.56        | 5919.62        | 27.65                 |
| <b>Total Income</b>  | <b>7781.36</b> | <b>6167.18</b> | 26.17                 |
| Operating Income   | 573.39         | 444.41         | 29.02                 |
| PBT(excluding other income, extraordinary and exceptional items) | 377.65         | 269.27         | 40.25                 |
| Reserves & Surplus   | 1266.46        | 1001.77        | 26.42                 |
| <b>Profit Before Tax</b>   | <b>564.15</b>  | <b>481.38</b>  | 17.19                 |
| <b>Profit After Tax</b>  | <b>469.66</b>  | <b>381.61</b>  | 23.07                 |
| Net worth  | 3351.48        | 3083.38        | 8.70                  |
| <b>Appropriations</b>  |                |                |                       |
| Proposed Final Dividend  | 167.57         | 154.50         | 8.46                  |

## 2. PHYSICAL PERFORMANCE

Your Directors are delighted to inform that the F.Y. 2017-18 has been a year of excellence and growth

for the Company. Your Company surpassed all previous achievements.



- Total project Length completed during the F. Y. 2017-18 was **885.5 km (315.2 km of Doubling, 17 km of New Line, 86.3 km of Gauge Conversion, 425 km of Railway Electrification)** and **42.0km of Metropolitan Transport Project of project** length have been physically completed.

### **Capital Structure**

With an authorized share capital of the Company of ₹ 3000 crore, there has been no change in the Capital Structure of the Company, with the paid-up share capital of the Company remaining at ₹ 2085.02 crore. Ministry of Railways, Government of India holds the entire share capital of the Company.

### **Turnover**

Your Company has achieved a highest ever turnover of ₹ 7556.56 crore in 2017-18 as compared to ₹ 5919.62 crore in 2016-17, i.e. an increase of 27.65%.

This became achievable mainly due to the assured availability of funds for project expenditure during the year by the Ministry of Railways, which accounts for 80.66% of the Turnover. In addition, over the years the Company has also put a large number of large value contracts in place to speed up the process of project execution. At the same time, there has also been an increase in the level of expenditure on works undertaken for SPVs and other deposit works to ₹ 1356.35 crore during 2017-18 in comparison to ₹ 1025.29 crore in the previous year.

### **Profit**

Profit Before Tax increased from ₹ 481.38 crore in 2016-17 to ₹ 564.15 crore in 2017-18. The major increase is on account of higher gross margin from

project execution from ₹ 269.27 crore in previous year to ₹ 377.65 crore in 2017-18. While there has been an increase in Dividend income from SPVs to ₹ 10.00 crore in comparison to ₹ 5.50 crore in previous year, the balance increase is on account of interest income.

Profit After Tax increased from ₹ 381.61 crore in F. Y. 2016-17 to ₹ 469.66 crore in F. Y. 2017-18 showing an increase of 23.07%.

### **Net Worth**

The Net Worth of your Company has increased over the previous year on account of transfer of profits (after payment of Dividend) amounting to ₹ 268.66 crore and on account of OCI ₹ (0.56) Crore to Reserves and Surplus. Accordingly, the Net Worth of the Company has increased from ₹ 3083.38 crore at the end of previous year to ₹ 3351.48 crore at the end of the current year.

### **Reserves**

After taking into account, payment of Interim Dividend of ₹ 154.50 crore (total dividend of ₹ 154.50 for F.Y. 2016-17) and Dividend Distribution Tax of ₹ 31.45 crore, the balance under Reserves & Surplus at the end of 2017-18 stands at ₹ 1266.46 crore in comparison to ₹ 1001.77 crore in 2016-17.

### **Dividend**

#### **Interim Dividend**

In FY 2017-18, the Board of Directors declared an Interim Dividend of ₹ 154.50 Crore in compliance with Guidelines on Capital Restructuring issued by the Department of Public Asset and Investment Management(DIPAM).

#### **Final Dividend**

As a result of the improved financial performance of the Company and in compliance of directions of the Ministry of Railways, and Capital restructuring guidelines issued by DIPAM, the Board of Directors

have recommended a Final Dividend of ₹ 13.07 crores. Therefore, the total Dividend payable for F. Y. 2017-18 amounts to ₹ 167.57 crores subject to the approval of shareholders in the ensuing Annual General Meeting of the Company. The cumulative Dividend paid to Ministry of Railways by RVNL upto F.Y. 2017-18 shall amount to ₹ 588 crore.

#### **Fixed Deposits**

No deposits from the public have been accepted by the Company during the year under review.

#### **Reimbursement of Expenditure**

RVNL received an amount of ₹ 5812.62 crore (approx.), for project expenditure during the current year, from Ministry of Railways (MoR) for execution of various works.

#### **Loans from IRFC**

During the year, an additional amount of ₹ 92.50 crore was received as borrowings from IRFC. With this, the total amount received from IRFC is ₹ 3281.43 crore. The principal and interest on the borrowings from IRFC are repaid by Ministry of

Railways (MoR) as a pass through entry in the books of RVNL. During the year an amount of ₹ 241.32 crore was paid to IRFC on this account, leaving an outstanding loan balance of ₹ 2037.95 crore.

#### **CONSOLIDATED FINANCIAL STATEMENTS**

In compliance with the requirements of Companies Act, 2013 the consolidated Financial Statements of RVNL have been prepared for the Financial Year 2017-18, which are presented in the Report. The accounts have been consolidated based on the performance and activities of the SPVs and the share of RVNL in those entities as an equity partner and its wholly owned subsidiary HSRC. The related entries appearing in the Stand Alone Accounts of RVNL have been adjusted accordingly in consonance with the relevant Indian Accounting Standards (Ind AS 110 & 28). The salient features of differences in the significant entries between the Stand Alone Accounts of RVNL and the Consolidated Accounts are as under:

(₹ in Crores)

| Item              | Figures as on 31.3.2018<br>Stand Alone | Figures as on 31.3.2018<br>Consolidated |
|-------------------|--|---|
| Turn Over         | 7556.56                                | 7597.36                                 |
| Other Income      | 224.80                                 | 224.93                                  |
| Direct Expenses   | 6983.17                                | 7023.97                                 |
| Indirect Expenses | 240.40                                 | 240.45                                  |
| PBT               | 564.15                                 | 664.03*                                 |
| PAT               | 469.66                                 | 569.52                                  |
| Reserve & Surplus | 1266.46                                | 1839.00                                 |
| Net Worth         | 3351.48                                | 3924.02                                 |

\* PBT includes ₹ 99.81 crore as proportionate share of RVNL in the profit/loss of Joint Ventures.



RVNL Organised Nirman Samvaad in association with the Ministry of Railways (An Interaction with Construction Industry) on 17<sup>th</sup> January, 2018



Mr. Vijay Anand, Director (Projects) RVNL receiving Dun & Bradstreet PSU Awards 2018 on 24<sup>th</sup> July, 2018

## **SUBSIDIARY, JOINT VENTURE AND ASSOCIATE COMPANIES**

A report on the performance and financial position of subsidiary, associates and joint venture Company as per Companies Act, 2013 is provided in **Note-51** to the Consolidated Financial Statements.

### **PROPOSED INITIAL PUBLIC OFFER (IPO):**

Cabinet Committee on Economic Affairs (CCEA) approved the Disinvestment of Government of India shareholding in the Company in the month of April, 2017. Thereafter, Department of Investment and Public Asset Management (DIPAM) appointed the Book Running Lead Managers (BRLMs), Legal advisors, Registrar to the issue and Ad-Agency.

In compliance with the SEBI (ICDR) Regulations, 2009 and Depositories Act, 1996, RVNL has signed agreements with both the Depositories (CDSL & NSDL). Further the physical shares held by President of India and its nominees were also dematerialized.

The Memorandum and Articles of Association of the Company were amended in accordance with the provisions of Companies Act, 2013 and SEBI (LODR) Regulations, 2015.

The Company filed the Draft Red Herring Prospectus (DRHP) with SEBI for seeking approval of listing (IPO) on 28.03.2018. SEBI approval was received on 17.05.2018 on the DRHP.

In-Principle approval for listing from Stock Exchanges was obtained from National Stock Exchange of India Limited (NSE) and BSE Limited on 20.04.2018 and 25.04.2018 respectively. Domestic and International Road Shows were conducted in the month of May and June, 2018.

In High Level Committee (HLC) Meeting of officers constituted by DIPAM held on 11.06.2018, it was decided to reschedule the launch of RVNL IPO.

### **Operational Performance**

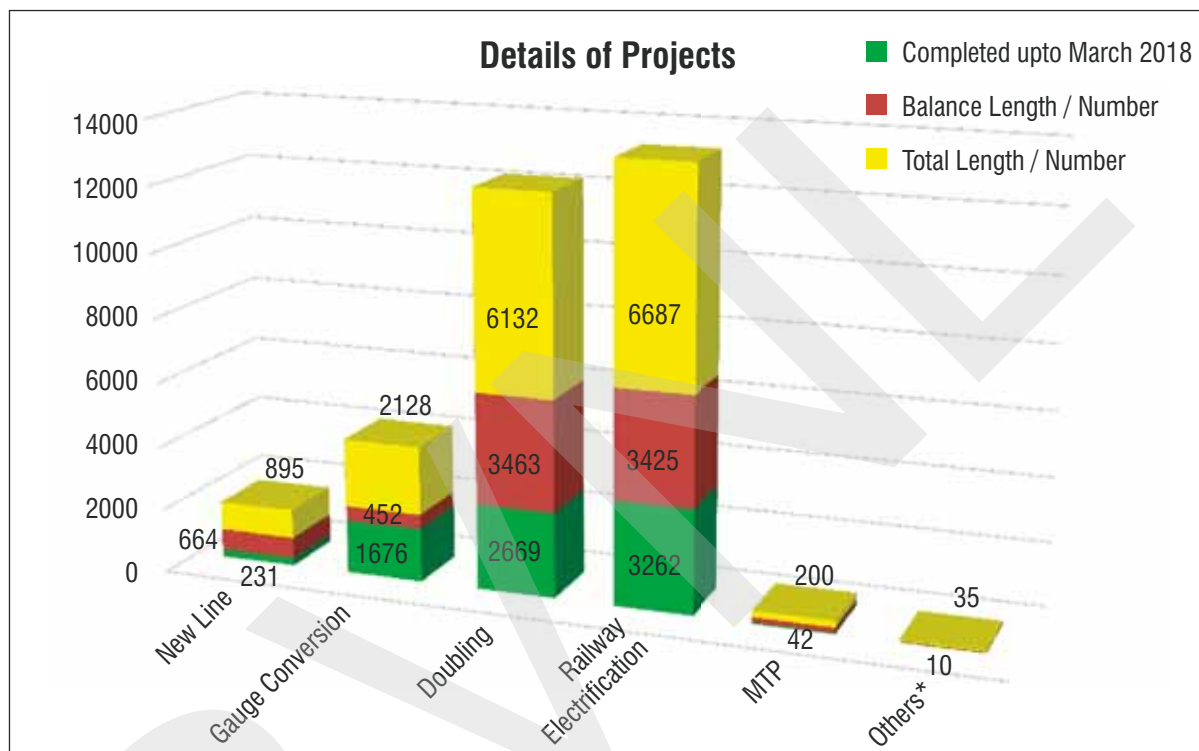
#### **3. Projects Execution**

##### **3.1 Physical Size of the Projects:**

Since its establishment in 2003, Ministry of Railways has transferred 159 projects to RVNL for execution, which may be broadly classified under the following heads:

|                           |                                |
|---------------------------|--------------------------------|
| • Doubling                | 67                             |
| • Gauge Conversion        | 11                             |
| • New Lines               | 12                             |
| • MTP                     | 06                             |
| • Railway Electrification | 28                             |
| • Workshops               | 15                             |
| • Others                  | 20                             |
| • Unsanctioned            | 05 (1 Doubling,<br>3 GC, 1 RE) |

The distribution of project length under various plan heads is shown below:



\*figure indicates Number of projects

### 3.1.1 Details of Projects Where Progress is affected:

| S. No. | Factors affecting Progress of Projects  | No. of Projects      | Length (km)   | Cost (₹ crore) |
|--------|---|----------------------|---------------|----------------|
| (i)    | Projects adversely affected/held up due to land acquisition, forest clearance, law and order & other issues                                 | 10                   | 459.80        | 24517.22       |
| (ii)   | Projects adversely affected/held up due to clearances awaited from Central & State Governments (Metro projects)/ shifting of utilities etc. | 1+2 (partly)         | 26.14         | 5719.00        |
| (iii)  | Projects under review   | 5                    | 0.00          | 397.8          |
| (iv)   | Under Planning & Development  | 12                   | 257.4         | 4191.38        |
|        | <b>Total</b>  | <b>28+2 (partly)</b> | <b>743.34</b> | <b>34825.4</b> |

**3.1.2** Upto 2012, the RE works being executed by RVNL were only those where electrification was a part of some other work such as doubling, gauge conversion, etc. However, in the last 5 years, pure RE projects have also been transferred for execution.

With the transfer of projects involving construction of Workshops, Metro Projects, construction of Cable Stayed Bridge etc., RVNL has diversified the nature of projects being executed by it.

These projects are spread all over the country and for efficient implementation of projects, 37 Project Implementation Units (PIUs) have been established at 22 locations to execute projects in their geographical hinterland. They are located at

New Delhi, Mumbai, Kolkata (4 Units), Chennai, Secunderabad (2 Units), Bhubaneswar (3 Units), Bhopal (3 Units), Jhansi, Kota, Jodhpur, Waltair (2 Units), Bengaluru, Pune, Raipur (3 Units), Lucknow (2 Units), Rishikesh, Ahmedabad (2 Units), Kanpur, Varanasi (2 Units), Mughalsarai, Chandigarh, Ambala & Guwahati. The PIUs are established and closed as per requirement.

### **3.2 Status of physical progress of projects**

The status of the 159 projects assigned to RVNL for execution is as under: -

|                                       |    |
|---------------------------------------|----|
| Projects completed up to March 2018 : | 65 |
| Projects under implementation :       | 94 |
| (includes 30 projects at Para 3.1.1)  |    |
| Projects yet to be sanctioned :       | 05 |

#### **3.2.1 RVNL has so far completed 65 projects.**

The list of 57 projects fully completed up to March, 2017 is as under:

| S. No. | Railway                     | Project Name  | Type of Project | Length (km) |
|--------|-----------------------------|---|-----------------|-------------|
| 1.     | Central Railway (CR)        | Diva - Kalyan 5th & 6th Line  | Doubling        | 11          |
| 2.     | Central Railway             | Pakni - Mohol Doubling  | Doubling        | 17          |
| 3.     | Central Railway             | Panvel - Jasai JNPT Doubling  | Doubling        | 28.5        |
| 4.     | Central Railway             | Pakni - Solapur Doubling  | Doubling        | 16.28       |
| 5.     | Eastern Railway (ER)        | Gurup - Saktigarh Extn of 3rd Line  | Doubling        | 26          |
| 6.     | East Central Railway (ECR)  | Barauni - Tilrath Bypass Doubling   | Doubling        | 8.3         |
| 7.     | East Coast Railway (ECoR)   | Talcher-Cuttack-Paradeep Doubling with 2nd Bridge on Rivers Birupa & Mahanadi | Doubling        | 3           |
| 8.     | East Coast Railway          | Jakhpura- Haridaspur 3rd Line   | Doubling        | 23.3        |
| 9.     | East Coast Railway          | Cuttack - Barang Doubling   | Doubling        | 14.3        |
| 10.    | East Coast Railway          | Rajatgarh-Barang Doubling   | Doubling        | 31.3        |
| 11.    | North Central Railway (NCR) | Palwal - Bhuteswar 3rd Line   | oubling         | 81          |
| 12.    | North Central Railway       | Aligarh - Ghaziabad 3rd Line  | Doubling        | 106.1       |

| S. No. | Railway                           | Project Name   | Type of Project | Length (km) |
|--------|-----------------------------------|--|-----------------|-------------|
| 13.    | North Western Railway (NWR)       | Bhagat Ki Kothi - Luni Doubling                                    | Doubling        | 30.3        |
| 14.    | North Western Railway             | Karjoda - Palanpur Doubling  | Doubling        | 5.4         |
| 15.    | North Western Railway             | Rewari- Manheru Doubling   | Doubling        | 69.02       |
| 16.    | North Western Railway             | Rani-Keshav Ganj Doubling  | Doubling        | 59.5        |
| 17.    | Southern Railway (SR)             | Attipattu - Korukkupet 3rd Line                                    | Doubling        | 18          |
| 18.    | Southern Railway                  | Pattabiram - Tiruvallur 4th Line & Tiruvallur - Arakkonam 3rd Line | Doubling        | 41.89       |
| 19.    | Southern Railway                  | Tiruvallur - Arakkonam 4th Line                                    | Doubling        | 28          |
| 20.    | Southern Railway                  | Villipuram-Dindigul Doubling                                       | Doubling        | 273         |
| 21.    | Southern Railway                  | Thanjavur-Ponmalai - Doubling                                      | Doubling        | 46.96       |
| 22.    | South Central Railway (SCR)       | Pullampet - Balapalle Ph I of Gooty - Renigunta Doubling           | Doubling        | 41          |
| 23.    | South Central Railway             | Krishnapatnam - Venkatachalam Doubling with RE                     | Doubling        | 16.5        |
| 24.    | South Central Railway             | Gooty - Renigunta Patch Doubling                                   | Doubling        | 151         |
| 25.    | South Eastern Railway (SER)       | Tikiapara - Santragachi Doubling                                   | Doubling        | 5.6         |
| 26.    | South Eastern Railway             | Panskura - Kharagpur 3rd Line                                      | Doubling        | 45          |
| 27.    | South Eastern Railway             | Panskura - Haldia Ph 1 Doubling                                    | Doubling        | 14          |
| 28.    | South Eastern Railway             | Rajgoda - Tamluk (Jn. Cabin) Doubling                              | Doubling        | 13.5        |
| 29.    | South Eastern Railway             | Tamluk Jn. Cabin – Basulya Sutahata Doubling                       | Doubling        | 24.23       |
| 30.    | South East Central Railway (SECR) | Bilaspur - Urkura 3rd Line Doubling                                | Doubling        | 105         |
| 31.    | South East Central Railway        | Salka Road- Khongsara Patch Doubling                               | Doubling        | 26          |
| 32.    | South Western Railway (SWR)       | Hospet - Guntakal Doubling   | Doubling        | 115         |
| 33.    | North Western Railway (NWR)       | Delhi - Rewari Gauge Conversion                                    | GC              | 94.2        |
| 34.    | North Western Railway             | Ajmer - Phulera - Ringus - Rewari Gauge Conversion                 | GC              | 295         |
| 35.    | North Western Railway             | Bhildi - Samdari Gauge Conversion                                  | GC              | 223         |

| S. No. | Railway                      | Project Name  | Type of Project | Length (km) |
|--------|------------------------------|---|-----------------|-------------|
| 36.    | Southern Railway (SR)        | Thanjavur - Villupuram Gauge Conversion   | GC              | 192         |
| 37.    | Southern Railway             | Cuddalore - Salem Gauge Conversion  | GC              | 193         |
| 38.    | South Western Railway (SWR)  | Arasikere-Hassan-Mangalore Gauge Conversion   | GC              | 230         |
| 39.    | Western Railway (WR)         | Bharuch - Samni - Dahej Gauge Conversion  | GC              | 62          |
| 40.    | Western Railway              | Gandhidham - Palanpur Gauge Conversion  | GC              | 301         |
| 41.    | East Coast Railway (ECoR)    | Daitari - Banspani New Line   | NL              | 155         |
| 42.    | Southern Railway (SR)        | Vallarpadam - Idapally New Line   | NL              | 9           |
| 43.    | Railway Electrification (RE) | Tomka -Banspani – RE  | RE              | 144         |
| 44.    | Railway Electrification      | Kharagpur (Nimpura) - Bhubaneswar Including Branch Line of Talcher - Cuttack - Paradeep | RE              | 581         |
| 45.    | Railway Electrification      | Bhubaneswar - Kottavalasa   | RE              | 417         |
| 46.    | Railway Electrification      | Daund-Manmad Incl. Puntamba-Shirdi - RE   | RE              | 255         |
| 47.    | Railway Electrification      | Reningunta - Guntakal RE  | RE              | 308         |
| 48.    | Railway Electrification      | Yelahanka - Dharmavaram - Gooty RE  | RE              | 306         |
| 49.    | Railway Electrification      | Bharuch - Samni - Dahej RE  | RE              | 64          |
| 50.    | Railway Electrification      | Manheru- Hissar RE  | RE              | 74          |
| 51.    | Eastern Railway (ER)         | Civil Engineering Works In Connection With Diesel Loco Component Factory, Dankuni       | WKSP            | -           |
| 52.    | Eastern Railway              | Dankuni - Setting Up of Electric Loco Assembly And Ancillary Unit of CLW                | WKSP            | -           |

| S. No. | Railway                     | Project Name  | Type of Project | Length (km) |
|--------|-----------------------------|---|-----------------|-------------|
| 53.    | South Eastern Railway (SER) | Setting Up of Diesel Multiple Unit (DMU) Manufacturing Factory at Sankrail / Haldia   | WKSP            | -           |
| 54.    | DLW                         | Varanasi - Augmentation of Production Capacity from 200 To 250 High HP Locos Per Year | WKSP            | -           |
| 55.    | South Central Railway (SCR) | Workshop for Manufacture of Flat Bogies for LHB Design Coaches, Yadgir                | WKSP            | -           |
| 56.    | Eastern Railway             | Bardhaman Yard - 4-lane road over bridge in lieu of 2-lane road over bridge No. 213   | ROB             | -           |
| 57.    | North Western Railway (NWR) | IOC Siding At Salawas (Deposit Work)  | Others          | 2.82        |

The list of 8 projects completed in 2017-18 is as under:

| S. No. | Railway                 | Project Name   | Type of Project | Length (km) |
|--------|-------------------------|--|-----------------|-------------|
| 1.     | East Coast Railway      | Khurda-Barang - 3rd line (35 km)   | Doubling        | 32.324      |
| 2.     | South Central Railway   | Raichur - Guntakal Doubling  | Doubling        | 81.0        |
| 3.     | South Eastern Railway   | Goelkera-Monoharpur 3rd line (40 km)   | Doubling        | 27.5        |
| 4.     | West Central Railway    | Bhopal-Bina - 3rd line (143 km)  | Doubling        | 144.3       |
| 5.     | Railway Electrification | Jakhal - Hisar (79 km)   | RE              | 80.0        |
| 6.     | East Central Railway    | Barauni - 250 High Horse Power Loco Shed   | WKSP            | -           |
| 7.     | Southern Railway        | Srirangam-Tiruchchirapalli Town - 4-lane road over bridge in lieu of 2-lane bridge No.380-A  | ROB             | -           |
| 8.     | South Central Railway   | Secunderabad- Upgradation of facilities at Centralised Training Academy for Railway Accounts | TRG             | -           |

### 3.3 Total project length completed:

Cumulatively, RVNL has completed a total of **2668.52 km** of doubling, **1676.30 km** of gauge conversion, **230.82 km** of new lines, **3262.07 km** of pure Railway Electrification, **1909 km** RE as part of NL/GC/DL and **42.0 km** of Metropolitan Transport Project (MTP). Thus, as on **31.3.2018**, **7879.71 km** project length out of a total length of 16043 km of 159 sanctioned projects (5 projects of 733.5 km of length are yet to be sanctioned) assigned to RVNL, have been completed.

### 3.4 Project length completed during 2017-18:

During 2017-18, **885.5 km (315.2 km of Doubling, 17 km of New Line, 86.3 km of Gauge Conversation, 425 km of Railway Electrification and 42.0 km of Metropolitan Transport Project)** of project length have been physically completed. In addition, Railway Electrification of 153.87 km was also carried out, in other than specific Railway Electrification projects, as part of Doubling.

**3.4.1 Sections completed under New Line Plan Head:** During the year, 17 km of New Line project was completed, the details are given below:

**3.4.1.1 Dallirajhara-Rowghat New Line:** During the year, Gudum-Bhanu Pratappur (17 km) was completed in December 2017.

**3.4.2 Sections completed under Gauge Conversation Plan Head:** During the year, 86.3 km of Gauge Conversation was completed, the details are given below:

**3.4.2.1 Lucknow-Pilibhit Gauge Conversion:** During the year, Aishbab-Sitapur (86.3 km) was completed in November 2017.

**3.4.3 Sections completed under Doubling Plan Head:**

During the year, 315.2 km of Doubling was completed, the details are given below:

**3.4.3.1 Daund - Gulbarga Doubling:** During the year, 38.4 km of project length was completed, out

of which 29.42 km was completed against the MoU time line target of 27 km. During the year, Madha-Wadsinghe (7.68 km) was completed in April 2017, Akkalkot Road-Nagansur (5.15 km) in June 2017, Wadsinghe-Kurduwadi (8.11 km) in October 2017 and Dhavlas - Kem (8.48 km) in December 2017, totalling to 29.42 km under the time line target of MoU 2017-18. In addition, Nagansur-Boroti (8.98 km) was completed in July 2017.

**3.4.3.2 Hospet-Tinaighat Doubling:** During the year, 37.24 km of project length was completed, out of which 23.48 km was completed against the MoU time line target of 22 km. During the year, Ginigera-Munirabad (10.75 km) was completed in November 2017 and Munirabad-Hospet (5.93 km) & Devarayi-Nagargalli (6.8 km) in December 2017, totalling to 23.48 km under the time line target of MoU 2017-18. In addition, Gadag-Kanginhall (8.32 km) was completed in May 2017 and Nagargalli-Tavargatti (5.44 km) in January 2018.

**3.4.3.3 Bina - Kota Doubling with RE:** During the year, 51.5 km of project length was completed, out of which 25.42 km was completed against the MoU time line target of 24 km. During the year, Shadoragaon-Pilighata (9.1 km) was completed in May 2017, Chandresal-Digod (8.16 km) and Shadoragoan - Ratikhera (8.16 km) in November 2017, totalling to 25.42 km under the time line target of MoU 2017-18. In addition, Kota-Sogaria (2.71 km) was completed in June 2017, Bhulon-Motipura Chowki (9.78 km) in August 2017, Ratikheda-Ashok Nagar (7.73 km) in December 2017 and Digod - Kalyanpura (5.86 km) in February 2018.

**3.4.3.4 Khurda-Barang - 3rd line:** During the year, Mancheswar-Bhubaneswar (6.61 km) was completed in March 2018, thus completing the project.

**3.4.3.5 Sambalpur-Titlagarh Doubling:** During the year, Dungripalli-Khalliapalli (12.77 km) was completed in July 2017.

#### **3.4.3.6 Banspani-Daitari-Tomka-Jakhapura**

**Doubling:** During the year, 20.97 km of project length was completed. Naranpur-Basantpur (9.02 km) was completed in December 2017 and Sitabinj-Basantpur (11.95 km) in March 2018.

#### **3.4.3.7 Bhimsen - Jhansi Doubling with RE:**

During the year, 29.44 km of project length was completed. Parauna-Ait (10.94 km) was completed in April 2017, PTSC-Chirgaon (6.83 km) in December 2017 and Bhua-Orai (11.67 km) in March 2018.

#### **3.4.3.8 Swaroopganj-Abu Road-Patch doubling:**

During the year, Kivarli-Morthala (5.87 km) was completed in November 2017.

**3.4.3.9 Raichur-Guntakal Doubling:** During the year, Manthralayam Road-Matmari (10.15 km) was completed in May 2017, thus completing the project.

**3.4.3.10 Vijaywada-Gudivada-Bhimavaram-Narasapur, Gudivada-Machlipatnam and Bhimavaram-Nidadavolu (221 km)-Doubling with electrification:** During the year, Mandavalli-Kaikaluru (7.11 km) was completed in April 2017.

**3.4.3.11 Goelkera-Monoharpur - 3rd line:** During the year, Goelkera-Posoita (15.9 km) was completed in March 2018, thus completing the project.

**3.4.3.12 Raipur-Titlagarh Doubling:** During the year, Bagbahara-Komaikhan (11.0 km) was completed in September 2017.

**3.4.3.13 Palanpur-Samakhiali:** During the year, 45.86 km of project length was completed. Bhildi-Jasali-Dhankawada-Deodhar (28.1 km) and Kidiyanagar-Chitrod-Shivlakha (17.76 km) were completed in February 2018.

**3.4.3.14 Bhopal-Bina 3rd Line:** During the year, Habibganj-Bhopal (5.93 km) was completed in March 2018, thus completing the project.

**3.4.3.15 Habibganj-Barkhera (3rd line):** During the year, Habibganj-Misrod (6.11 km) was

completed in March 2018.

**3.4.3.16 Budni-Itarsi 3rd line:** During the year, Itarsi-Powarkhera (10.30 km) was completed in March 2018.

#### **3.4.4 Sections completed under Pure Railway Electrification Works:**

During the year, 425 km of Railway Electrification was completed, details are given below:

**3.4.4.1 Chhapra - Ballia - Ghazipur - Varanasi - Allahabad RE:** During the year, 138 km of project length was completed. Raja Talab-Katla (25 km) was completed in April 2017, Katla-Madhosingh (9 km), Raja Talab-Haridattapur (6 km) and Shahbajkuli-Yusufpur (15 km) in August 2017, Ghazipur City-Shahbajkuli (12 km) and Kadipur-Sarnath (8 km) in November 2017, Aunrihar-Rajwadi (11 km) and Yusufpur-Dondadih (9 km) in December 2017, Sagaripalli-Dondadih (28 km) and Kadipur-Sarnath (6 km) in February 2018 and Ballia-Jhusi (9 km) in March 2018.

**3.4.4.2 Utraitia-Janghai RE:** During the year, 46 km of project length was completed. Badshahpur-Dandupur (13 km) was completed in July 2017 and Janghai-Bashahpur & Gauriganj-Prithiganj (33 km) in November 2017.

**3.4.4.3 Jakhal-Hisar RE:** During the year, 81 km of project length was completed. Hisar-Dhansu (20 km) was completed in May-17, Dhansu-Barwala (20 km) in June 2017, Barwala-Gujuwala (20 km) in September 2017, Gujuwala-Kudni Halt (16 km) in December 2017 and Kudni Halt- Jakhal (5 km) in February 2018.

**3.4.4.4 Jakhal-Dhuri-Ludhiana RE:** During the year, 53 km of project length was completed. Ludhiana-Ahmedgarh (26 km) was completed in December 2017 and Rohilla-Gallu-KUP (10 km), Kup-Malerkotla (10 km) & Malerkotla-Himtana (7 km) in March 2018.

**3.4.4.5 Rani-Palanpur RE:** During the year, 47 km of project length was completed. Palanpur-Sarotra

## Ghazipur Bridge Project



## Rishikesh - Karanprayag Project



Road (24 km) was completed in April 2017, Sarotra Road-Maval (10 km) in May 2017, Maval-Amirgarh (5 km) in August 2017 and Abu Road-Maval (8 km) in December 2017.

**3.4.4.6 Guntakal-Kalluru RE:** During the year, 18 km of project length was completed. Guntakal-Gulpalayamu (11 km) was completed in September 2017 and Kalluru-Khaderpet (7 km) in February 2018.

**3.4.4.7 MMTS Phase -II RE:** During the year, 42 km of project length was completed. Ramchandra-Telapur (6 km) was completed in May 2017, Malkagiri-Bolaram (14 km) in June 2017, Boalram-Gundala Pochampalli (10 km) in August 2017, Gundala Pochampalli-Medchal (5 km) in October 2017 and Cherelapally-Ghatkesar (7 km) in January 2018.

**3.5 Workshop projects completed:** During the year, 1 workshop project was completed, the details of which are as under:

**3.5.1 Barauni - 250 High Horse Power Loco Shed:** Barauni - 250 High Horse Power Loco Shed was completed on 31.10.2017.

**3.6 Other projects completed:** During the year, 2 projects under Plan Head RSW & TRG were completed, the details of which are as under:

**3.6.1 Srirangam-Tiruchchirapalli Town-4-lane road over bridge in lieu of 2-lane bridge No. 380-A:** A 4-lane Road Over Bridge between Srirangam-Tiruchchirapalli Town was completed in

March 2018.

**3.6.2 Secunderabad- Upgradation of facilities at Centralised Training Academy for Railway Accounts:** Upgradation of facilities at Centralised Training Academy for Railway Accounts (C-TARA) was completed in March 2018.

**3.7 Project Completed under MTP Plan Head:** To strengthen the MMTS Services in Twin cities of Hyderabad – Secunderabad, different works of extension, doubling, quadrupling, electrification etc., covering total 84 km has been sanctioned in 2012-13 at a cost of ₹ 816.55 crore, to be shared with the Government of Telangana at a ratio 1:2 (MoR: GoTS).

During the year, 42 km of Metropolitan Transport Project was completed, details are given below:

**3.7.1 Hyderabad-Secunderabad - Multi modal transport system (Phase-II):** During the year, Telapur-Ramachandrapuram (5.25 km) was completed in January 2018, Bollaram-Medchal (12.35 km) and Moulali 'C'-Ghatkesar (Quadrupling)- 24.4 km were completed in February 2018, thus completing 42 km of project length.

**3.8 Projects Fully Commissioned and Handed Over to Railways:**

Out of 65 projects completed so far, 60 projects have been fully commissioned and handed over to Railways for operations and maintenance.

The list of 49 projects commissioned till March 2017 is as under:

| S. No. | Railway              | Project Name                       | Type of Project | Length (km) |
|--------|----------------------|------------------------------------|-----------------|-------------|
| 1.     | Central Railway (CR) | Diva - Kalyan 5th & 6th Line       | Doubling        | 11          |
| 2.     | Central Railway      | Pakni - Mohol Doubling             | Doubling        | 17          |
| 3.     | Central Railway      | Panvel - Jasai JNPT Doubling       | Doubling        | 28.5        |
| 4.     | Central Railway      | Pakni - Solapur Doubling           | Doubling        | 16.28       |
| 5.     | Eastern Railway (ER) | Gurup - Saktigarh Extn of 3rd Line | Doubling        | 26          |

| S. No. | Railway                           | Project Name  | Type of Project | Length (km) |
|--------|-----------------------------------|---|-----------------|-------------|
| 6.     | East Central Railway (ECR)        | Barauni - Tilrath Bypass Doubling   | Doubling        | 8.3         |
| 7.     | East Coast Railway (ECoR)         | Talcher-Cuttack-Paradeep Doubling with 2nd Bridge on Rivers Birupa & Mahanadi | Doubling        | 3           |
| 8.     | East Coast Railway                | Cuttack - Barang Doubling   | Doubling        | 14.3        |
| 9.     | East Coast Railway                | Jakhapura- Haridaspur 3rd Line  | Doubling        | 23.3        |
| 10.    | North Central Railway (NCR)       | Palwal - Bhuteswar 3rd Line   | Doubling        | 81          |
| 11.    | North Central Railway (NCR)       | Aligarh - Ghaziabad 3rd Line  | Doubling        | 106.1       |
| 12.    | North Western Railway (NWR)       | Bhagat Ki Kothi - Luni Doubling   | Doubling        | 30.3        |
| 13.    | Southern Railway (SR)             | Attipattu - Korukkupet 3rd Line   | Doubling        | 18          |
| 14.    | Southern Railway                  | Pattabiram - Tiruvallur 4th Line & Tiruvallur - Arakkonam 3rd Line            | Doubling        | 41.89       |
| 15.    | Southern Railway                  | Tiruvallur - Arakkonam 4th Line   | Doubling        | 28          |
| 16.    | South Central Railway(SCR)        | Pullampet - Balapalle Ph I of Gooty - Renigunta Doubling                      | Doubling        | 41          |
| 17.    | South Central Railway             | Krishnapatnam - Venkatachalam Doubling With RE                                | Doubling        | 16.5        |
| 18.    | South Central Railway             | Gooty - Renigunta Patch Doubling  | Doubling        | 151         |
| 19.    | South Eastern Railway (SER)       | Panskura - Kharagpur 3rd Line   | Doubling        | 45          |
| 20.    | South Eastern Railway             | Panskura - Haldia Ph 1 Doubling   | Doubling        | 14          |
| 21.    | South Eastern Railway             | Rajgoda-Tamluk (Jn. Cabin) Doubling   | Doubling        | 13.5        |
| 22.    | South Eastern Railway             | Tikiapara - Santragachi Doubling  | Doubling        | 5.6         |
| 23.    | South Eastern Railway             | Tamluk Jn. Cabin – Basulya Sutamata Doubling                                  | Doubling        | 24.23       |
| 24.    | South East Central Railway (SECR) | Bilaspur - Urkura 3rd Line Doubling   | Doubling        | 105         |
| 25.    | South Western Railway (SWR)       | Hospet - Guntakal Doubling  | Doubling        | 115         |
| 26.    | North Western Railway (NWR)       | Delhi - Rewari Gauge Conversion   | GC              | 94.2        |
| 27.    | North Western Railway             | Ajmer - Phulera - Ringus - Rewari Gauge Conversion                            | GC              | 295         |
| 28.    | North Western Railway             | Bhildi - Samdari Gauge Conversion   | GC              | 223         |
| 29.    | Southern Railway (SR)             | Thanjavur - Villupuram Gauge Conversion                                       | GC              | 192         |
| 30.    | Southern Railway                  | Cuddalore-Salem Gauge Conversion  | GC              | 193         |

| S. No. | Railway                      | Project Name  | Type of Project | Length (km) |
|--------|------------------------------|---|-----------------|-------------|
| 31.    | South Western Railway (SWR)  | Arasikere-Hassan-Mangalore Gauge Conversion   | GC              | 230         |
| 32.    | Western Railway (WR)         | Bharuch - Samni - Dahej Gauge Conversion  | GC              | 62          |
| 33.    | Western Railway              | Gandhidham - Palanpur Gauge Conversion  | GC              | 301         |
| 34.    | East Coast Railway           | Daitari - Banspani New Line   | NL              | 155         |
| 35.    | Southern Railway (SR)        | Vallarpadam - Idapally New Line   | NL              | 9           |
| 36.    | Railway Electrification (RE) | Tomka -Banspani – RE  | RE              | 144         |
| 37.    | Railway Electrification      | Kharagpur (Nimpura) - Bhubaneswar Including Branch Line of Talcher - Cuttack - Paradeep | RE              | 581         |
| 38.    | Railway Electrification      | Bhubaneswar - Kottavalasa   | RE              | 417         |
| 39.    | Railway Electrification      | Reningunta - Guntakal RE  | RE              | 308         |
| 40.    | Railway Electrification      | Bharuch - Samni - Dahej RE  | RE              | 64          |
| 41.    | Railway Electrification      | Daund-Manmad Incl. Puntamba- Shirdi - RE  | RE              | 255         |
| 42.    | Railway Electrification      | Yelahanka - Dharmavaram - Gooty RE  | RE              | 306         |
| 43.    | Eastern Railway (ER)         | Civil Engineering Works In Connection With Diesel Loco Component Factory, Dankuni       | WKSP            | -           |
| 44.    | Eastern Railway              | Dankuni - Setting Up of Electric Loco Assembly And Ancillary Unit of CLW                | WKSP            | -           |
| 45.    | South Eastern Railway (SER)  | Setting Up of Diesel Multiple Unit (DMU) Manufacturing Factory at Sankrail / Haldia     | WKSP            | -           |
| 46.    | DLW                          | Varanasi - Augmentation of Production Capacity from 200 To 250 High HP Locos Per Year   | WKSP            | -           |
| 47.    | South Central Railway (SCR)  | Workshop for Manufacture of Flat Bogies for LHB Design Coaches, Yadgir                  | WKSP            | -           |
| 48.    | Eastern Railway (ER)         | Barddhaman Yard - 4-lane road over bridge in lieu of 2-lane road over bridge No. 213    | ROB             | -           |
| 49.    | NWR                          | IOC Siding At Salawas (Deposit Work)  | Others          | 2.82        |

The list of 11 projects commissioned in 2017-18 is as under.

| S. No. | Railway                    | Project Name  | Type of Project | Length (km) |
|--------|----------------------------|---|-----------------|-------------|
| 1.     | East Coast Railway         | Rajatgarh-Barang - 3rd line   | Doubling        | 31.3        |
| 2.     | North Western Railway      | Rani-Keshav Ganj Doubling   | Doubling        | 59.5        |
| 3.     | Southern Railway           | Villipuram-Dindigul Doubling  | Doubling        | 273         |
| 4.     | Southern Railway           | Thanjavur-Ponmalai - Doubling   | Doubling        | 46.96       |
| 5.     | South Central Railway      | Raichur - Guntakal Doubling   | Doubling        | 81.0        |
| 6.     | South East Central Railway | Salka Road- Khongsara Patch Doubling  | Doubling        | 26          |
| 7.     | Railway Electrification    | Manheru- Hisar (74 km)  | RE              | 74.0        |
| 8.     | Railway Electrification    | Jakhal - Hisar (79 km)  | RE              | 80.0        |
| 9.     | East Central Railway       | Barauni - 250 High Horse Power Loco Shed  | WKSP            | -           |
| 10.    | Southern Railway           | Srirangam-Tiruchchirapalli Town - 4-lane road over bridge in lieu of 2 - lane bridge No.380-A | ROB             | -           |
| 11.    | South Central Railway      | Secunderabad- Upgradation of facilities at Centralised Training Academy for Railway Accounts  | OSW             | -           |

### 3.9 Sections of Projects Commissioned and handed over to Railways in 2017-18:

In 2017-18, **1022 km** sections were commissioned consisting of **17 km of New Line, 400.03 km of**

**Doubling and 604.97 km of Railway Electrification** and handed over to Zonal Railways for operations, the details are given below:

| S. No.                     | Name of the Project  | Block Section       | Length (km) | Total (km) | Zonal Railway |
|----------------------------|--|---------------------|-------------|------------|---------------|
| <b>Plan Head: New Line</b> |  |                     |             |            |               |
| 1.                         | Dallirajhara-Rowghat (90 km) {Part of Dallirajhara-Jagdalpur (235 km)} | Gudum-Bhanupratapur | 17          | 17         | SECR          |

| S. No.                     | Name of the Project                              | Block Section                                       | Length (km) | Total (km) | Zonal Railway |
|----------------------------|--|---|-------------|------------|---------------|
| <b>Plan Head: Doubling</b> |  |   |             |            |               |
| 2.                         | Daund-Gulbarga - Doubling (224.9 km)             | Tilati-Akalkot Road                                 | 13.88       | 13.88      | CR            |
| 3.                         | Khurda-Barang - 3rd line                         | Bhubaneswar New - Mancheswar                        | 6.63        | 6.63       | ECOR          |
| 4.                         | Rajatgarh-Barang                                 | Chudanga Garh Block Cabin - Bhubaneswar New         | 6.04        | 6.04       | ECOR          |
| 5.                         | Sambalpur-Titlagarh (182 km)                     | Hirakud-Godbhaga                                    | 9.52        | 24.74      | ECOR          |
|                            |  | Godbhaga-Attapura-Suktapalli                        | 15.22       |            |               |
| 6.                         | Banspani-Daitari-Tomka-Jakhapura (180 km)        | Projanpur-Goaldih-Keonjhar-Naranpur                 | 25.83       | 57.92      | ECOR          |
|                            |  | Sitabinj- Nilakantheswar-Harichandanpur-Chilikidara | 32.09       |            |               |
| 7.                         | Raipur-Titlagarh (203 km)                        | Titlagarh-Kantabanji                                | 31.67       | 49.67      | ECOR          |
|                            |  | Arand-Mahasamund-Belsonda                           | 18          |            |               |
| 8.                         | Swaroopganj-Abu Road - Patch doubling (25.36 km) | Swaroopganj - Bhimana                               | 8.59        | 8.59       | NWR           |
| 9.                         | Rani-Keshav Ganj (59.5 km)                       | Rani-Khimel-Mori Bera                               | 40.16       | 40.16      | NWR           |
| 10.                        | Rewari-Manheru (69.02 km) with RE                | Kosli-Jharli  | 14.5        | 14.5       | NWR           |
| 11.                        | Villupuram-Dindigul Doubling                     | Tamaraipadi-Kalpattichatram                         | 25.44       | 68.46      | SR            |
|                            |  | Kalpattichatram-Manaparai                           | 22.47       |            |               |
|                            |  | Valadi-Ponmalai                                     | 17.71       |            |               |
|                            |  | Ponmalai-Tiruchchirappalli                          | 2.84        |            |               |

| S. No.                                    | Name of the Project                                    | Block Section                      | Length (km)   | Total (km)    | Zonal Railway |
|---|--|------------------------------------|---------------|---------------|---------------|
| <b>Plan Head: Doubling</b>                |  |                                    |               |               |               |
| 12.                                       | Thanjavur-Ponmalai doubling                            | GOC-Solgampatti                    | 18            | 46.75         | SR            |
|   |  | Solgampatti-Thanjavur              | 28.75         |               |               |
| 13.                                       | Salka Road-Anuppur                                     | Tenganmada-Khongsara               | 8.30          | 8.30          | SECR          |
| 14.                                       | Hospet-Hubli-Londa-Tinaighat-Vasco da Gama (352.28 km) | Shivthan-Londa-Tinaigaht           | 16.45         | 45.25         | SWR           |
|   |  | Bhanapur-Koppal                    | 12.23         |               |               |
|   |  | Hebsur-Navalgund-Annigeri          | 16.57         |               |               |
| 15.                                       | Bhopal-Bina - 3rd line (143 km)                        | Sanchi-Vidisha                     | 9.14          | 9.14          | WCR           |
|   | <b>Total:</b>  |                                    | <b>400.03</b> | <b>400.03</b> |               |
| <b>Plan Head: Railway Electrification</b> |  |                                    |               |               |               |
| 16.                                       | Chhapra - Ballia - Ghazipur - Varanasi - Allahabad RE  | Ballia (in.)-Sarnath (in.)         | 131.3         | 131.3         | NER           |
| 17.                                       | Pune-Wadi-Guntakal RE                                  | Gulbarga (Incl.)-Wadi (Excl.)      | 36.38         | 171.96        | CR & SCR      |
|   |  | Guntakal-Raichur-Chiksugur         | 135.58        |               |               |
| 18.                                       | Amla-Chindawara-Kalumna RE                             | Parasia (Incl.)-Chhindwada (Excl.) | 30            | 63.34         | SECR          |
|   |  | Chhindawada - Bhandarkund          | 33.34         |               |               |
| 19.                                       | Jakhal - Hisar (79 km)                                 | Jakhal - Hisar                     | 79.86         | 79.86         | NR            |
| 20.                                       | Manheru - Hissar (74 rkm)                              | Manheru - Hissar                   | 74            | 74            | NWR           |
| 21.                                       | Rewari-Manheru (69.02 km) with RE                      | Rewari-Manheru                     | 27.2          | 27.2          | NWR           |
| 22.                                       | Raipur-Titlagarh RE                                    | Titlagarh-Kantabanji-Turekela Road | 44.62         | 44.62         | ECOR          |
| 23.                                       | MMTS Phase-II  | MMTS                               | 12.69         | 12.69         | SCR           |
|   | <b>Total:</b>  |                                    | <b>604.97</b> | <b>604.97</b> |               |

### 3.10 Signalling and Telecommunication

The Company has achieved commendable success in commissioning of Signalling work associated with doubling, 3rd line, Intermediate block signalling, Railway Electrification, interlocking of mid-section Level crossings and yard re-modelling. The Company has executed 100 Nos. of non-interlocking of stations for commissioning of works, which is the highest till date. During 2017-18, RVNL has commissioned 56 new Electronic Interlocking & 3 new Panel Interlocking & executed alterations in existing 20 EIs, and 21 existing panel interlocked stations. Project wise 60 stations

of 3rd line/ doubling projects, 25 stations of Railway Electrification projects, 30 Mid-section Interlocking of level crossing gates and 15 IBS/Auto signals were commissioned. Company has also been able to successfully commission Telecom work involving laying of Optical Fibre cable and 6 quad cable of a total of 520 km.

### 3.11 Projects under implementation:

There are 94 projects under various stages of implementation by RVNL.

3.11.1 The details of 84 projects assigned to RVNL till March 2017 and which are under implementation are as under:

| S. No. | Railway  | Name of Project  | Plan Head |
|--------|----------|--|-----------|
| 1.     | CR & SCR | Daund-Gulbarga - Doubling (224.9 km) and Pune-Guntakal - Electrification (641.37 km)   | Doubling  |
| 2.     | ER       | Nabadwipghat-Nabadwipdham upto BB loop (9.58 km) {Part of Kalinarayanpur-Krishnanagar with Krishnanagar-Shantipur Nabadwipghat- GC, Krishnanagar-Chartala, MM for Krishnanagar Chapra-NL, Naihati-Ranaghat-3rd line, Nabadwipghat-Nabadwipdham upto BB loop (9.58 km), Ranaghat-Lalgola strengthening (bridge No.2)} | Doubling  |
| 3.     | ECR      | Patratu-Sonnagar 3rd Line  | Doubling  |
| 4.     | ECOR     | Sambalpur-Titlagarh (182 km)   | Doubling  |
| 5.     | ECOR     | Raipur-Titlagarh (203 km), incl new line Mandir Hasaud-Naya Raipur (20 km) and new MM for conversion of Raipur (Kendri)-Dhamtari & Abhanpur-Rajim branch (67.20 km)  | Doubling  |
| 6.     | ECOR     | Banspani-Daitari-Tomka-Jakhapura (180 km)  | Doubling  |
| 7.     | ECOR     | Vizianagaram-Sambhalpur (Titlagarh) 3rd line   | Doubling  |
| 8.     | NR       | New Delhi-Tilak Bridge - 5th & 6th line (2.65 km)  | Doubling  |
| 9.     | NR       | Utraitia-Raebareli (65.6 km)   | Doubling  |
| 10.    | NR       | Raebareli-Amethi (60.1 km)   | Doubling  |
| 11.    | NCR      | Bhimsen-Jhansi (206 km) with RE  | Doubling  |
| 12.    | NCR      | Mathura-Jhansi 3rd line  | Doubling  |

| S. No. | Railway | Name of Project  | Plan Head        |
|--------|---------|--|------------------|
| 13.    | NER     | Varanasi-Madhosingh-Allahabad  | Doubling         |
| 14.    | NWR     | Abu Road-Sarotra Road - Patch doubling (23.12 km)  | Doubling         |
| 15.    | NWR     | Sarotra Road-Karjoda - Patch doubling (23.59 km)   | Doubling         |
| 16.    | NWR     | Swaroopganj-Abu Road - Patch doubling (25.36 km)   | Doubling         |
| 17.    | SR      | Madurai-Maniyachi-Tuticorin Doubling with RE (159 km)  | Doubling         |
| 18.    | SR      | Maniyachi - Nagarcoil Doubling with RE (102 km)  | Doubling         |
| 19.    | SCR     | Guntur-Tenali - Doubling with electrification (24.38 km)   | Doubling         |
| 20.    | SCR     | Vijaywada-Gudivada- Bhimavaram-Narasapur, Gudivada-Machlipatnam and Bhimavaram-Nidadavolu (221 km) - Doubling with electrification                                       | Doubling         |
| 21.    | SCR     | Secunderabad (Falaknuma)-Mehbubnagar doubling  | Doubling         |
| 22.    | SCR     | Vijayawada-Gudur 3rd line  | Doubling         |
| 23.    | SECR    | Khodri-Anuppur, with flyover at Bilaspur (61.6 km)   | Doubling         |
| 24.    | SER     | Kharagpur (Nimpura)-Adityapur 3rd line (132 km)  | Doubling         |
| 25.    | SWR     | Hospet-Hubli-Londa-Tinaighat-Vasco da Gama (352.28 km)   | Doubling         |
| 26.    | WR      | Palanpur-Samakhiali (274.73 km)  | Doubling         |
| 27.    | WCR     | Bina-Kota (282.66 km) with RE  | Doubling         |
| 28.    | WCR     | Barkhera-Habibganj - 3rd line (41.420 km)  | Doubling         |
| 29.    | WCR     | Budni-Barkhera - 3rd line (33 km)  | Doubling         |
| 30.    | WCR     | Itarsi-Budni - 3rd line (25.090 km)  | Doubling         |
| 31.    | NER     | Lucknow-Pilibhit via Sitapur, Lakhimpur (262.76 km)  | Gauge Conversion |
| 32.    | WR      | Ahmedabad-Botad (170.48 km)  | Gauge Conversion |
| 33.    | WR      | Dhasa-Jetalsar (104.44 km)   | Gauge Conversion |
| 34.    | CR      | Dighi Port-Roha (33.76 km)   | New Line         |
| 35.    | ECR     | Fatuah-Islampur incl. material modification for extension of new line from Neora to Daniawan; Daniawan to Biharsharif; Biharsharif to Barbigaha; Barbigaha to Sheikhpura | New Line         |
| 36.    | ER      | Dankuni-Furfura Sharif NL {Part of Liluah-Dankuni - 3rd line (10.13 km) with extension to Furfura Sharif}  | New Line         |
| 37.    | ECOR    | Haridaspur-Paradeep (82 km)  | New Line         |
| 38.    | ECOR    | Angul-Sukinda Road (98.7 km)   | New Line         |

| S. No. | Railway | Name of Project  | Plan Head |
|--------|---------|--|-----------|
| 39.    | NR      | Rishikesh-Karnaprayag (125.09 km)  | New Line  |
| 40.    | NR      | Bhanupalli-Bilaspur-Beri (63.1 km)   | New Line  |
| 41.    | NER     | Mau-Ghazipur-Tarighat New Line   | New Line  |
| 42.    | SCR     | Obulavaripalle-Krishnapattnam (113 km)   | New Line  |
| 43.    | SECR    | Dallirajhara-Rowghat (90 km) {Part of Dallirajhara-Jagdalpur (235 km)}   | New Line  |
| 44.    | RE      | Raipur-Titlagarh (203 rkm) {Part of Vizianagaram - Rayagada - Titlagarh - Raipur (465 rkm)}  | RE        |
| 45.    | RE      | Jakhal - Dhuri - Ludhiana (123 km)   | RE        |
| 46.    | RE      | Rajpura - Dhuri - Lehra Mohabat (151 km)   | RE        |
| 47.    | RE      | Utraitia - Raebareli - Amethi - Janghai RE (214 rkm)   | RE        |
| 48.    | RE      | Chhapra-Ballia-Ghazipur-Varanasi-Allahabad (330 rkm)   | RE        |
| 49.    | RE      | Raninagar Jalpaigudi-New Bongaigaon - Guwahati (Incl) RE (382 rkm) (Part of Barauni - Katihar - Guwahati Incl. Katihar - Barsoi (836 km) RE                        | RE        |
| 50.    | RE      | Rani-Palanpur 166 rkm {Part of Delhi Sarai Rohilla - Rewari - Palanpur - Ahmedabad, incl. Kalol - Gandhinagar-Khodiyar and Alwar-Bandikui-Jaipur-Phulera (1087km)} | RE        |
| 51.    | RE      | Guntakal - Bellary - Hospet incl. Tornagallu - Ranjitpura Branch Line (138 rkm)  | RE        |
| 52.    | RE      | Guntakal-Kalluru (40 rkm)  | RE        |
| 53.    | RE      | Amla - Chhindwara - Kalumna (257 rkm)  | RE        |
| 54.    | RE      | Hospet - Hubli - Vasco da Gama (346 rkm)   | RE        |
| 55.    | RE      | Yalahanka-Penukonda (120.55 km)-Doubling   | RE        |
| 56.    | RE      | Wani- Pimpalkutti RE   | RE        |
| 57.    | RE      | Daund-Baramati RE  | RE        |
| 58.    | RE      | Kasganj-Bareilly-Bhojipura-Daliganj RE   | RE        |
| 59.    | RE      | Villupuram-Cuddalore Port-Mayiladuturai- Thanjavur & Mayiladuturai- Thiruvarur RE  | RE        |
| 60.    | RE      | Chikjajur-Bellary RE   | RE        |
| 61.    | RE      | Bengaluru-Omalur Via Hosur RE  | RE        |
| 62.    | RE      | Guna-Gwalior RE  | RE        |
| 63.    | ECR     | Barauni - New Loco Shed to Home 100 Electric Locos   | WKSP      |

| S. No. | Railway | Name of Project   | Plan Head |
|--------|---------|---|-----------|
| 64.    | ECR     | Gaya-Setting up of New Memu Car Shed for Maintaining 30 Rakes of 16 Coaches   | WKSP      |
| 65.    | ECOR    | Vadlapudi - Wagon Poh Workshop Of 200 Nos Capacity Near Duvvada Station   | WKSP      |
| 66.    | NCR     | Kanpur-Construction of Memu Car Shed  | WKSP      |
| 67.    | NER     | Aunrihar - Demu Shed  | WKSP      |
| 68.    | SCR     | Kazipet - Workshop for Wagon Periodical Overhauling   | WKSP      |
| 69.    | WCR     | Misrod-Setting up of Workshop for Repair /Rehabilitation of Motorized Bogies of Electric Rolling Stock  | WKSP      |
| 70.    | WR      | Vadodara - Setting up of New PoH Shop for Electrical Locos  | WKSP      |
| 71.    | ER      | Samudragarh-Nabadwipdham - Road over bridge in lieu of level crossing No.14   | RSW       |
| 72.    | NCR     | Paman-Bhimsen - New B-class station   | TFC       |
| 73.    | NCR     | Jhansi-Garhmau, Orai-Ata, Ata-Kalpi & Pokhrayan-Lalpur - Splitting of longer block sections   | TFC       |
| 74.    | NWR     | Madar - Palanpur - Removing of PSR (Kms 589/1 to 590/1)   | TR        |
| 75.    | SR      | Manamadurai-Rameswaram - Repl of Full Scherzer Lift Span (Bridge No. 346) (Pamban Viaduct)  | BRGW      |
| 76.    | SCR     | Moula Ali - Setting up of Indian Railway Institute of Finance Management  | TRG       |
| 77.    | SECR    | Direct Power Supply from Central Generating Agencies  | OEW       |
| 78.    | WCR     | Provision of Addl. Traction Substation at Budhni  | TRD       |
| 79.    | MET     | Baranagar-Barrackpore & Dakshineswar - Construction of Metro Railway (14.5 km)  | MTP       |
| 80.    | MET     | Dum Dum Airport-New Garia via Rajerhat - Construction of Metro Railway (32 km)  | MTP       |
| 81.    | MET     | Naupara (Ex.)-Baranagar (2.6 km) {Part of Dumdum-Baranagar Metro Railway sanctioned as MM to Dumdum-New Garia Metro Railway vide letter No. 96/Proj/C/5/1/Pt. Dated 30.10.09} | MTP       |
| 82.    | MET     | Joka-Binoy Badal Dinesh Bagh via Majerhat - Construction of Metro railway (16.72 km) incl material modification for extension from Joka Diamond Park (Phase-)                 | MTP       |
| 83.    | SCR     | Multi-Modal Transport System (MMTS) - Phase-II in Hyderabad   | MTP       |
| 84.    | SCR     | Ghatkesar-Raigir (Yadadri)-Extension of multi modal transportation system Phase-II  | MTP       |

3.11.2 The list of 10 projects assigned to RVNL in 2017-18 is as under:

| S. No. | Railway | Name of Project  | Plan Head |
|--------|---------|--|-----------|
| 1.     | NR      | Rajpura-Bhatinda Doubling with Electrification (172.64 km)                                     | Doubling  |
| 2.     | ECR     | Saidpur Bhitri- Setting up of Electric Loco Shed to home 200 Locos                             | WKSP      |
| 3.     | SCR     | Lallaguda (Carriage Workshop)- Replacement of 100 Year Old Administrative Building             | OSW       |
| 4.     | SCR     | New Crossing Station Between Umdanagar-Timmarpur Stations of Secunderabad-Mahabubnagar Section | TFC       |
| 5.     | NR      | Final Location Survey For New Line Connectivity To Char Dham (327 km)                          | FLS       |
| 6.     | WR      | Dhasa-Jetalsar-Subways in lieu of Level Crossing-35 Nos.                                       | RSW       |
| 7.     | WR      | Sabarmati-Botad-Subways in lieu of Level Crossings-23 Nos.                                     | RSW       |
| 8.     | WR      | Sabarmati-Botad-Subways in lieu of Lcs- 14 Nos.  | RSW       |
| 9.     | NER     | Setting Up of Centralised Training Institute For IRSME & IRSS Officers at Lucknow              | TRG       |
| 10.    | NER     | Daraganj - Rebuilding (Bridge No.111 On Ganga)   | BRGW      |

3.11.3 The details of 8 projects returned to Railways in 2017-18 are as under:

| S. No. | Railway | Name of Project  | Plan Head |
|--------|---------|--|-----------|
| 1.     | RE      | Ghazipur – Aunrihar – Manduadih (78 rkm)   | RE        |
| 2.     | CR      | Augmentation of Administrative / Office Infrastructure, Solapur Division, Gulbarga | OSW       |
| 3.     | RE      | Ballia-Ghazipur City RE  | RE        |
| 4.     | RE      | Guwahati-Dibrugarh Via Tinsukia And Simaluguri-Dibrugarh RE                        | RE        |
| 5.     | RE      | New Bongaigaon-Goalpara-Kamakhya RE  | RE        |
| 6.     | RE      | Raninagar Jalpaigudi-Samuktala Road 2nd Line                                       | RE        |
| 7.     | RE      | Gadag-Hotgi RE   | RE        |
| 8.     | RE      | Chikvanavar-Hubli RE   | RE        |

3.11.4 The details of 3 projects, which were earlier frozen and now have been deleted from Pink Book are as under:

|    |     |   |      |
|----|-----|---|------|
| 1. | NWR | Phulera- Broad Gauge Diesel Locomotive Shed                                   | WKSP |
| 2. | SER | Kharagpur Workshop - Setting up of centre of Excellence for Wagon Prototyping | WKSP |
| 3. | SER | Anara (Adra) Setting up of Mid-Life Rehabilitation Workshop for Coaches       | WKSP |

### 3.12 Projects yet to be Sanctioned (included in Pink Book):

- (i) Bhadrak-Vizianagaram 3rd Line (385 km)
- (ii) Khijadiya-Visavadar GC (91.27 km)
- (iii) Junagarh-Visavadar GC (42.28 km)
- (iv) Veraval-Talala-Visavadar GC (71.95 km)
- (v) New Bongaigaon-Agthori Via Rangia 2nd Line RE (143 rkm)

Total 733.5 km project length is yet to be sanctioned.

### 3.13 Projects deleted from the list of Projects with RVNL:

The following projects which were assigned to RVNL but they are not appearing in Pink Book of Railways have been deleted from the list of projects in hand:

- (i) Connectivity to Rewas Port
- (ii) Surat - Hajira New Line (36.36 km)
- (iii) Rail Connectivity to Vizhinjam International Seaport Limited (VISL) - 15km

### 3.14 Kolkata Metro Projects:

**3.14.1** Four major projects for extension of Kolkata Metro were transferred to RVNL in March 2010 viz.

- Joka-BBD Bag via Majerhat (16.72 km)
- Dum Dum Airport-New Garia via Rajarhat (32 km)
- Baranagar-Barrackpore & Dakshineswar (14.5 km)

- Noapara (Ex.)-Baranagar (2.6 km)

**3.14.2** RVNL was entrusted to build Metro corridors of about 62 km in Kolkata without any survey of underground utilities and without making any DPR (Detailed Project Report). DPR is a pre-requisite for planning of Metro corridors in urban areas. For constructing Metro corridors, that too in a congested and unplanned city requires a lot of meticulous planning for identification and removal of impediments. The ease of doing construction for infrastructure project is not there in West Bengal. The situation gets aggravated further when the corridor passes through the places which are occupied by encroachers, hawkers and law and order problems, etc. The land acquisition in Kolkata/West Bengal poses a big problem causing delayed construction of Metro corridors. RVNL has taken all possible action for implementation and early commissioning of Metro projects.

**3.14.3** The foundation stone for Joka-BBD Bag project was laid by Her Excellency, President of India on 22.1.2010. Subsequently, 2 packages for viaduct and 2 packages for stations were awarded in December 2010 and April 2012 respectively. The entire Metro corridor has been planned in 2 phases i.e. in 1st phase from Joka to Majerhat elevated section and in the 2nd phase from Mominpur to BBD Bag as underground section, originally sanctioned as elevated one. Due to delay in

obtaining permission of Defence for construction of the Metro underground portion, no work has commenced in Mominpur to BBD Bag corridor. In fact, for construction of Mominpur station, permission from Army HQ has been received on 19.4.2017. Initially, the entire corridor i.e. from Mominpur to BBD Bag was sanctioned as elevated and for execution of the underground portion, material modification has been submitted to Railways which is yet to be sanctioned by Ministry of Railways.

**3.14.4** The Metro corridor from Joka to Majerhat (Phase-I) has made substantial progress. In fact, right from Joka Depot to Taratala (8.80 km), there is absolutely no discontinuity. Construction of stations has also progressed well. 3 station structures have already been completed. Since this is a standalone system, a Maintenance Depot over a land of 24.48 hectares is a pre-requisite. Due to non-availability of land, the tender for the depot was discharged in February 2013. At present, land to the extent of 65% in Kolkata city has been acquired and detailed estimate for the depot has been sanctioned. Some of the following impediments like encroachments at Behala Bazar, Behala Chowrasta and Majerhat still exist. Another impediment namely, Rehabilitation India building has been dismantled and the piling work has been completed. For execution of work in front of the Mint, permission has been received from Ministry of Finance and subsequently site for about 300 m out of the total length of 400 m has been handed over by local Mint authority. The section can be commissioned only after Joka Depot land and 500 sqm at Majerhat Station land are made available.

**3.14.5.** The contracts for viaduct portion between New Garia to Rabindra Tirtha section of Dum Dum Airport-New Garia project in 4 packages have

been awarded on 21.10.2011. Survey and geotechnical work have been completed. 5921 working piles, 748 pile caps, 736 piers, 646 pier caps and 5651 segments have been cast and 4055 segments have been launched. About 16 km viaduct has been completed. The contracts for 21 stations (3 packages) were awarded on 5.3.2014. Out of 21 stations, one station land (Technopolis Metro station) is yet to be handed over due to Stay Order by the Court. For construction of stations, 4577 piles, 473 pile caps 668 piers have been cast. The project got delayed because of land acquisition problem at Garia. Change of alignment proposed by State Government where unauthorized buildings were constructed after the Gazette Notification and some other impediments were shifting of markets, traffic guard, road diversion, raising of 220 KV overhead line, removal of encroachments, etc. The alignment from City Centre-II to Airport is yet to be approved by State Government.

**3.14.6** For Baranagar-Barrackpore & Dakshineswar and Noapara-Baranagar, the work has been planned in 2 parts i.e. Noapara-Baranagar-Dakshineswar and in the second part from Baranagar-Barrackpore. From Noapara to Dakshineswar, the work is going in full swing and the section is likely to be completed and commissioned in 2019-20. Last phase of removal of encroachments was completed by the State Government on 14.02.2018 after persuasion of 07 years. For Baranagar-Barrackpore Metro corridor, an MoU was signed between State Government, Metro Railway and RVNL in October 2011 where it was decided that RVNL shall continue the work of Metro viaduct construction on BT Road after commissioning of 64" pipeline under the BT Road with the closure of 60" and 42" diameter pipelines.

The work of new pipeline has been commissioned but RVNL has not been able to start the work due to non-compliance of provisions of tripartite MoU by the State Government. State Government vide letter dated 3.5.2018 has proposed for change of alignment i.e. through Kalyani Expressway. Ministry of Railways (CRB) has communicated to Chief Secretary, GoWB that under such situation, it will become a new project needing fresh sanction.

**3.14.7** Despite having a lot of impediments, problems related to encroachments, delay in shifting of utilities by the State Government etc., the work has progressed well as indicated below:

- (i) **Joka-Majerhat:** 8.80 km of viaduct in a continuous stretch from Joka Depot has been completed. Major structures and stations have been completed at Joka, Thakurpukur and Sakher Bazar and remaining works are in progress.
- (ii) **New Garia-Kavi Subhash-Biman Bandar:** 16.75 km viaduct completed, 85% substructures, 72% piers have been completed, out of 21.56 km length, 85% substructures and 85% of columns and 45% Track slab have been completed for 20 stations.
- (iii) **Noapara-Baranagar-Dakshineswar:** 1.613 km viaduct & embankment has been completed, 1.90 km Belgharia Expressway diversion work has been completed, Dakshineswar station work 90% and Baranagar station work 66% completed. Last leg of encroachments removed in February 2018.

### **3.15 Accidents**

During 2017-18, no accident was reported from any of the project sites of RVNL.

### **3.16 ADB funded projects:**

The first ADB loan (IND-1981) sanctioned for "Railway Sector Improvement" has been closed on 31.12.2011. A 2nd ADB Loan has also been sanctioned for funding of 5 projects, namely:

- Raipur-Titlagarh doubling
- Sambalpur-Titlagarh doubling
- Hospet-Tinaighat doubling
- Daund-Gulbarga doubling
- Pune-Guntakal Railway Electrification

The funding by ADB requires compliance of various loan covenants on resettlement and rehabilitation of project affected persons, procurement of works and stores following international competitive bidding and implementation of plans for mitigation of social and environmental impact norms. A Multi Tranche Financing Facility of \$ 500 million has been agreed to by ADB. The loan agreement for first Tranche (Loan No. 2793-IND) of this MFF for an amount of \$ 150 million was signed in July 2012 and the loan agreement for second Tranche (Loan No. 3108-IND) of this MFF for an amount of \$ 130 million was signed in February 2014. Project Agreement & Loan Agreement against ADB loan No. 3623-IND (Railway Sector Investment Program- Tranche III) have been signed on 16.3.2018.

During 2017-18, an amount of `230.18 crore equivalent to \$ 35.90 million has been disbursed by ADB.

### **3.17 Contracting:**

As the size of projects being executed by RVNL is quite large, to ensure fast award and execution of projects, RVNL invites tenders consisting of multiple packages. Each tender may consist of up to 3 contract packages. This approach has a number of advantages such as:

- a) Multiple contracts can be awarded through one tender which saves time and effort in invitation and finalization of tenders.
- b) Both small and large agencies can compete for any contract package which increases competition.
- c) Large agencies who are capable of executing big contracts can quote for multiple packages to achieve economy of scale and pass on the benefit to RVNL by quoting discounts in case of award of more than one package.
- d) Smaller agencies, which would not be eligible to quote if the tender for the project was floated in a single package, are now able to compete in any of the contract packages individually as they may meet the qualification requirements of individual packages which are of comparatively smaller value.

During 2017-18, contracts worth approximately ₹ **7853.35 crores** were awarded.

The following major contracts were awarded by the Company during the year:

- Package-3: Provision of Third line between Karavadi (Excl) and Krishna Canal Jn. (Incl.) stations (km: 300.00 - 425.00 = 125.00 km) - Construction of Road bed, Important, Major & Minor Bridges, RUBs, Platforms, Buildings, Supply of ballast, Supply and Installation of track (excluding supply of rails and track sleepers), Electrical (General Electrification), Provision of OHE, Signalling and Telecommunication works in Vijayawada Division of South Central Railway, Andhra Pradesh. (₹ **1016.47 crore**)
- Package-2: Provision of Third line between Bitragunta (Excl) and Karavadi (Incl) stations (km: 211.225 to 300.000 = 88.775 km) - Construction of Road bed, Important, Major & Minor Bridges, RUBs, Platforms, Buildings, Supply of ballast, Supply and Installation of track (excluding supply of rails and track sleepers), Electrical (General Electrification), Provision of OHE, Signalling and Telecommunication works in Vijayawada Division of South Central Railway, Andhra Pradesh. (₹ **830.59 crore**)
- Package-1: Provision of Third line between Gudur JN. (Incl.) to Bitragunta (Incl.) stations (134.00 to 211.225 = 77.225 km) - Construction of Road bed, Important, Major & Minor Bridges, RUBs, Platforms, Buildings, Supply of ballast, Supply and Installation of track (excluding supply of rails and track sleepers), Electrical (General Electrification), Provision of OHE, Signalling and Telecommunication works in Vijayawada Division of South Central Railway, Andhra Pradesh. (₹ **804.06 crore**)
- Package 1 : Construction of Roadbed, Major (Except Important and Major Steel Girder) & Minor bridges, Track Linking (excluding supply of rails and main line PSC sleepers), Civil Engineering work, S&T work (Automatic Signalling and TPWS on MTJ-AJC and IBS on AGC-DHO section) including modification in MTJ RRI & TPWS on existing lines, OHE, TSS & General Electrical works in connection with 3rd Line between (km 1396.733) Mathura and (km 1289/0) Dholpur Station (Including) on Agra Division of North Central Railway in the States of Uttar Pradesh & Rajasthan, India (₹ **749.33 crore**)
- Package 2: Construction of Roadbed, Major (Except Important and Major Steel Girder) &

- Minor bridges, Track Linking (excluding supply of rails and main line PSC sleepers), Civil Engineering work, S&T work, OHE, TSS & General Electrical works in connection with 3rd Line between (km 1289/0) Dholpur (Excluding) and (km 1202/0) Antri Station (Including) on Jhansi Division of North Central Railway in the States of Madhya Pradesh & Rajasthan, India (**₹ 640.53 crore**)
- Package 3: Construction of Roadbed, Major (Except Important and Major Steel Girder) & Minor bridges, Track Linking (excluding supply of rails and main line PSC sleepers), Civil Engineering work, S&T work including modification in JHS RRI, OHE, TSS & General Electrical works in connection with 3rd Line between (km 1202/0) Antri (Excluding) and (km 1127.72) Jhansi Station (Including) on Jhansi Division of North Central Railway in the States of Uttar Pradesh & Madhya Pradesh (**₹ 567.94 crore**)
  - Package 2: Construction of 3rd Line project between Chakulia (excluding) and Adityapur (including) - Construction of roadbed, bridges (excluding Br. No. 53 & Br. No. 25), supply of ballast, installation of track (excluding supply of rails, thick web switches & ordinary PSC sleepers), Electrical (Railway Electrification and General Electrification), Signalling and Telecommunication works in Kharagpur and Chakradharpur Divisions of South Eastern Railway, West Bengal and Jharkhand, India (**₹ 558.04 crore**)
  - Package 1: Construction of 3rd Line project between Nimpura (including) and Chakulia (including) - Construction of roadbed, bridges, supply of ballast, installation of track (excluding supply of rails, thick web switches & ordinary PSC sleepers), Electrical (Railway Electrification and General Electrification), Signalling and Telecommunication works in Kharagpur Divisions of South Eastern Railway, West Bengal and Jharkhand, India (**₹ 462.00 crore**)
  - Construction of 3rd Line track between Lanjigarh Road (ex) - Bissam Cuttack (ex.) and Bissam Cuttack (in)-Rayagada (in) - Construction of roadbed, bridges, supply of ballast, Installation of track (excluding supply of rails, BG Main line sleepers), Electrical (Railway Electrification and General Electrification), Signalling and Telecommunication works in Sambalpur & Waltair Divisions of East Coast Railway, Odisha , India in 2 (two) Packages, for Package - 3 "between Lanjigarh Road (km 250.4) (ex) – Bissam Cuttack (km 304.80) (ex)" on Sambalpur Division of East Coast Railway, Odisha, India (**₹ 322.23 crore**)
  - Construction of 3rd Line track between Lanjigarh Road (ex) - Bissam Cuttack (ex.) and Bissam Cuttack (in)-Rayagada (in) - Construction of roadbed, bridges, supply of ballast, Installation of track (excluding supply of rails, BG Main line sleepers), Electrical (Railway Electrification and General Electrification), Signalling and Telecommunication works in Sambalpur & Waltair Divisions of East Coast Railway, Odisha , India in 2 (two) Packages, for Package - 4 "between Bissam Cuttack (km 304.80) (in) - Rayagada (km 343.90) (in.)" on Sambalpur/Waltair Divisions of East Coast Railway, Odisha, India (**₹ 318.18 crore**)
  - Construction of Sheds, Structures,

Buildings, Water Supply Arrangement, Drainage, Road Works, Track Works, Signalling & Telecommunications Works, Power Supply Arrangement, General Electrical Works and Supply, Installation & Commissioning of Machinery & Plant in connection with setting up of Wagon POH workshop at Vadlapudi, Visakhapatnam, Andhra Pradesh (India) (**₹ 249.66 crore**)

- New Broad Gauge Railway Line from Obulavaripalle to Venkatachalam road junction - Linking of Track between Rapur (including) from km 46.100 to 95,000, Electrical (Railway electrification and general electrification), Signalling and telecommunication works between Obulavaripalle (Excluding) and Venkatachalam road junction in South Central Railway, in the State of Andhra Pradesh (**₹ 148.80 crore**)
- Provision of Doubling of Track between Madurai to Tuticorin - Construction of Major Bridges, RCC Box Bridges and Pre cast RCC Box segments in Madurai Division of Southern Railway, Tamil Nadu (**₹ 101.85 crore**)
- Package 1: Design, Supply, erection, testing and commissioning of 25 KV, 50 Hz Single Phase, Traction Over Head Equipments, Switching Stations, Traction Sub Stations, SCADA, General/Electrical Services works along with Civil Engineering Works i.e. Service buildings, Quarters, Tower Car Sheds and other Associated works between sections Hospet (including) - Kudatini (including) and Toranagallu (including) - Ranjitpura (including) and Sidings comprising of 67 RKM/187 TKM of Hubli Division of South Western Railway, India". (**₹ 94.57 crore**)
- Package 1: Execution of balance works for

construction of major bridges (excluding the work of bridge superstructures of steel open web and composite girders) of bridge no. 24 (3x18.3m PSC), 43 (3x18.3m PSC), 58 (1x30.5m Open Web Steel Girder), 66 (3x45.7m, Open Web Steel Girder), 97 (3X18.3m PSC), 326 (3X30.5m Open Web Steel Girder), 341 (3x30.5m Composite Steel Girder Welded type), 348 (7x30.5m Open Web Steel Girder), 352 (3x12.2m PSC), 355 (5x30.5m Open Web Steel Girder), 367 (6x30.5m Composite Steel Girder Welded type) and 390 (10x30.5m Open Web Steel Girder) in connection with doubling between Jaroli (incl.) and Jakhapura (incl.) (170.903 km) on Khurda Road Division of East Coast Railway and Chakradharpur Division of South Eastern Railway in the State of Odisha, India" in two packages (package-1 & package-2). (**₹ 89.01 crore**)

- Execution of Balance work of roadbed, major & minor bridges, Track Linking, S&T service buildings, other civil works and outdoor signalling in connection with doubling work between BLSN to RVH (In) Section (Excluding ANMD Yard) and residential & other service buildings of MSMD & ANMD of Sambalpur Division of East Coast Railway & Raipur Division of SECR in the State of Chhattisgarh, India, a part of Raipur-Titlagarh doubling (**₹ 87.09 crore**)
- Package 2 : Design, Supply, erection, testing and commissioning of 25 KV, 50 Hz Single Phase, Traction Over Head Equipments, Switching Stations, Traction Sub Stations, SCADA, General/Electrical Services works along with Civil Engineering Works i.e. Service buildings, Quarters, Tower Car

Sheds and other Associated works between Sections Kudatini (Excluding) - Guntakal (including) Section and Sidings comprising of 71 RKM/178 TKM of Guntakal Division of South Central Railway and Hubli Division of South Western Railway, India (**₹ 86.91 crore**)

- Package 6 : Construction of important Bridge No. 41 (15 x 24.40 m composite welded girder) at km 30/4-9 Major Bridge No. 63D (1x76.2m Open Web through Type Steel Girder) at km 77/8-9 and Major Bridge No. 76B (1x76.2m Open Web Through Type Steel Girder) at km 95/4.5 along with steel channel sleepers, foundation, substructure, related protection works and other allied works in connection with Doubling between Palanpur - Samakhiali Stations on Ahmedabad Division of Western Railway in Gujarat State, India (**₹ 86.64 crore**)
- Construction of 2nd Railway Line from existing take off point within HDC, KOPT's Limit (Km-H-59/11) to 'G' Cabin at Bulk Handling yard, Haldia Dock complex on Kharagpur Division of South Eastern Railway in West Bengal, India (**₹ 74.68 crore**)
- Ground Improvement through construction of stone columns through Dry vibro float method including supply of stone material for the proposed Rail connectivity to berth No.13, 14, 15 & 16 at Kandla Port (**₹ 73.64 crore**)
- Design, Supply, erection, testing and commissioning of 25 KV, 50 Hz, Single Phase, Traction Over Head Equipment, Switching Stations, TSS, SCADA and other associated works, and electrical general services works for Railway electrification of Second Line between Yelahanka (Excl.) - Penukonda (Incl.) (152 TKM) of Bengaluru Division of South Western Railway in the

States of Karnataka and Andhra Pradesh, India (**₹ 72.71 crore**)

- Execution of balance work of roadbed, major and minor bridges and track linking including electrical work in connection with doubling between Hubballi to Dharwad (Km 469.00 to 489.09), Construction of quarters, service buildings & residual works for commissioning of doubling in between Harlapur and Hebsur (Km 74.00 to Km 18.97) & Hubballi to Dharwad (Km 469.00 to Km 489.09) on Hubballi Division of South Western Railway in Karnataka State, India (**₹ 51.40 crore**)
- Design, Supply, Erection, Testing & Commissioning of 25 KV, 50Hz, Single Phase, Traction Over-head Equipment, Switching Stations, and other associated works i.e. TSS at Baramati (tentatively), associated Signalling & Telecommunication work, Civil engineering work i.e. service buildings, quarters, sidings and Electrical General Services works for Railway Electrification between Daund (Excl) - Baramati (incl.) Section etc. 44 RKM/46TKM of Pune Division of Central Railway, in the State of Maharashtra, India" (**₹ 49.81 crore**)
- New Broad Gauge Railway Line from Obulavaripalle to Venkatachalam road junction - Linking of Track between Obulavariaplle (Including) and Rapur (Excluding) from Km 0 to 18.660 and 19.620 to 23.365 in Kadapa District and 29.999 to 46.100 in Nellore District of Andhra Pradesh including Extension of Minor Bridges, construction/ Extension of Platforms at Obulavaripalle station (**₹ 47.80 crore**)
- New Bypass BG double line between Kusugal - Hubli at km 6/755 and Hubli-

Amargol at Km 475/139 on Hubli Division of South Western Railway in Dharwad district in Karnataka State India Construction of (a) ROB Br. No.15 at CH-5.800km 1x24.00m Composite Girder with approaches with RE earth and RE panels (b) RUB No.11 @ CH:4.400 2x5.50x5.50m, No.17 @ CH:6.549 2x5.50mx5.50m and No. 20@ CH:7900 2x5.00x5.00m with RCC twin boxes and approach earthwork (c) RUB (LH) No. 5A @ CH:3.55 1x5.00x3.50m, No. 8A @ CH 2.575 1x5.00x3.50m No.:12A @ CH 4.675 1x5.00x3.50m with RCC single boxes including approach earthwork duly providing temporary diversions & shifting of electrical obstruction during construction of the structures. (**₹ 47.44 crore**)

- Design, Supply, erection, testing and commissioning of indoor Signalling and Telecommunication work of BZA-GDV-BVRM-NDD-GDV-MTM-BVRM-NS in connection with Doubling of Track in Vijayawada Division of South Central Railway in Andhra Pradesh, India. (**₹ 46.77 crore**)
- Construction of Roadbed, Major and Minor Bridges and Track Linking work (excluding supply of rails and sleepers, Thick web switches and special sleepers) in connection with doubling with Mahadeokhedi to Malkhedi on Bhopal and Jabalpur Division of West Central Railway in Madhya Pradesh, India (**₹ 42.86 crore**)
- Package 2 : Execution of balance works for construction of major bridges (excluding the work of bridge superstructures of steel open web and composite girders) of bridge no. 24 (3x18.3m PSC), 43 (3x18.3m PSC), 58 (1x30.5m Open Web Steel Girder), 66 (3x45.7m, Open Web Steel Girder), 97

(3X18.3m PSC), 326 (3X30.5m Open Web Steel Girder), 341 (3x30.5m Composite Steel Girder Welded type), 348 (7x30.5m Open Web Steel Girder), 352 (3x12.2m PSC), 355 (5x30.5m Open Web Steel Girder), 367 (6x30.5m Composite Steel Girder Welded type) and 390 (10x30.5m Open Web Steel Girder) in connection with doubling between Jaroli (incl.) and Jakhapura (incl.) (170.903 km) on Khurda Road Division of East Coast Railway and Chakradharpur Division of South Eastern Railway in the State of Odisha, India” in two packages (package-1 & package-2). (**₹ 32.07 crore**)

- Execution of balance steel super structures of 30.5m composite girders, 30.5m and 45.7m open web steel through girders involving partial supply of structural steel, fabrication, materializing and painting, transportation, erection, cambering and riveting, lowering and aligning of girders over bearings, supply and fixing of channel sleepers and bearings, deck slab casting of composite girders etc. of major bridge no. 58 (1x30.5m Open Web Steel Girder), 66 (3x45.7m Open Web Steel Girder), 326 (3x30.5m Open Web Steel Girder), 341 (3x30.5m Composite Steel Girder Welded type), 348 (7x30.5m Open Web Steel Girder), 355 (5x30.5m Open Web Steel Girder), 367 (6x30.5m Composite Steel Girder welded type) and 390 (10x30.5 m Open Web Steel Girder) in connection with doubling between Jaroli (Incl.) and Jakhapura (Incl.) (170.903 km) on Khurda Road Division of East Coast Railway in the State of Odisha, India (**₹ 28.61 crore**)
- Supply, Installation, Testing and commissioning

- of Indoor and outdoor signalling works for provision of New PI installations at Bhanupratappur, Keoti and Antagarh station, and supply, installation and testing and commissioning of Indoor and outdoor Telecom works from Dondi (Gudum) to Antagarh station (i.e. from 17.6 to 58.80 km, Total Length 41.2 km) mainly pertaining to OFC system and 6Q cable related work in connection with DRZ-ROW New Line Project in Raipur Division of SECR in Chhattisgarh State, India. (**₹ 23.98 crore**)
- Design, Supply, Erection, Testing & commissioning of 25 KV AC, 50 Hz, Single Phase, Traction Over Head Equipment, switching stations, SCADA for Railway Electrification of double Line between Guntakal-Kalluru (RKM-18 & TKS 24) Excluding Gullapalayam - Khadherpet Section) and other associated modification works of the Existing OHE of single line and yards between GTL (Incl.) - Kalluru (Incl.) of Guntakal Division of South Central Railway. (**₹ 16.93 crore**)
- Execution of balance works in Br. No.194 (3 x 18.3M PSC girders) in Basantpur (BSTP) - Sitabinj (STBJ) Section in connection with doubling between Jaroli (Incl.) and Jakhapura (Incl.) (170.90 km) on Khurda Road Division of East Coast Railway in the State of Odisha, India (**₹ 5.20 crore**)
- Execution of Balance General Electrical Works i.e. HT/LT power line modification work, Electrification of platforms, station buildings, staff quarters in connection with doubling of Titlagarh (Ex.) to Lakhna (In.) section part of Raipur-Titlagarh doubling in Sambalpur division of East Coast Railway in the State of Odisha, India (**₹ 4.52 crore**)
- Construction of Type V quarters/Temporary office building of CPM/RVNL/Bangalore @ Gandhinagar, Bangalore (**₹ 4.16 crore**)
- Execution of Balance General Electrical Works i.e. HT/LT power line modification work, Electrification of platforms, station buildings, staff quarters in connection with doubling of Arand (Ex) to Raipur (Ex.) section part of Raipur-Titlagarh Doubling in Sambalpur & Raipur Divisions of East Coast & South East Central Railway in the State of Chhattisgarh, India (**₹ 3.83 crore**)
- MMTS Phase-II: Moulali-Ghatkesar and Malkajgiri-Moulali Sections - construction of compound wall along the Railway Boundary at specified locations on Secunderabad & Hyderabad Divisions of South Central Railway, Telangana State, India. (**₹ 3.79 crore**)
- Balance works in between BLGR-DFR Block Section in Package 2 (from Ch:177500 to Ch:182300, i.e. Br. No. 387 to Br. No. 399, protection works and misc. works) in connection with SBD-TIG Doubling in Sambalpur Division of East Coast Railway, in the State of Odisha, India (Package 3) (**₹ 2.27 crore**)
- Proposed Civil interior works along with work station including Air Conditioning, general lighting and LAN works in 2nd Floor of LIC new investment building at Visakhapatnam measuring to 11.168 Sq. Ft. area in connection with setting up office of RVNL/WALTAIR-PIU (**₹ 1.99 crore**)
- Balance works in between BLGR-DFR Block Section in Package 1 (from Ch:167210 to Ch:173000, i.e. Br. No. 363 to Br. No. 377A, protection works and misc. works) in connection with SBD-TIG Doubling in Sambalpur Division of East Coast Railway, in

the State of Odisha, India (Package 3) (**₹ 1.47 crore**)

- Design, Supply, Erection, Testing and Commissioning of the work of modification of existing 110 KV & 220 KV Power line crossing to meet the requirement of Indian Railway Schedule of Dimensions (IRSOD) in the existing BG Railway Line at Chainage No. 590/7-590/8 and 597/4-597/5 in Gulbarga-Wadi Section of Pune-Bhigwan and Gulbarga-Wadi RE Project (**₹ 1.47 crore**)
- Balance works in between BLGR-DFR Block Section in Package 2 (from Ch:173000 to Ch:177500, i.e. Br. No. 378 to Br. No. 386, protection works and misc. works) in connection with SBD-TIG Doubling in Sambalpur Division of East Coast Railway, in the State of Odisha, India (Package 3) (**₹ 0.91 crore**)
- Execution of balance work for the Major Br. No. 319 (3 X 12.20 m PSC girder) in section between Chilikidara (CLDR) - Sagadpeta (SGDP) Section in connection with doubling between Jaroli (incl.) and Jakhapura (incl.) \*170.903 km) on Khurda Road Division of East Coast Railway in State of Odisha, India (**₹ 0.63 crore**)
- Design, Supply, Erection, Testing and Commissioning of the work of modification of existing 110 KV to meet the requirement of Indian Railway Schedule of Dimensions (IRSOD) in the existing BG Railway Line at Chainage No. 386/9-387/0 Vakav-Wadsinge Section of Solapur Division, Central Railway (**₹ 0.37 crore**)
- Provision of communication arrangement in MLY'C' - GT, BMO-MOB & RCPH-TLPR sections of MMTS-Ph II, South Central Railway, Secunderabad (**₹ 0.14 crore**)

- Besides these works contracts, FLS, DDE & PMC contracts of **₹ 368.51 crore** have also been awarded during 2017-18.

### **3.18 Final Location Survey (FLS):**

During 2017-18, 983 km of Final Location Survey (FLS) was carried out, the details are given below:

- |       |   |           |
|-------|---|-----------|
| (i)   | Mau-Ghazipur-Tarighat new line:             | 51 km     |
| (ii)  | Vizianagram-Sambalpur (Titlagarh) 3rd line: | 108.60 km |
| (iii) | Mathura-Jhansi-3rd line:                    | 273.80 km |
| (iv)  | Vijayawada-Gudur-3rd line:                  | 287.67 km |
| (v)   | Madurai - Maniyachi-Tuticorin doubling:     | 160 km    |
| (vi)  | Maniyachi - Nagercoil doubling:             | 102 km    |

## **4. PROJECT PLANNING & DEVELOPMENT**

### **4.1. PUBLIC PRIVATE PARTNERSHIP (PPP) in Indian Railway Connectivity Projects**

#### **Detailed Status of SPVs**

As a part of the mandate of Rail Vikas Nigam Limited (RVNL) to undertake project development, mobilization of financial resources and to implement projects pertaining to strengthening of Golden Quadrilateral and better connectivity to various ports, six Special Purpose Vehicles (SPVs) as Joint Ventures (JVs) have been created. RVNL has a minimum equity participation of 26 percent in each one of these SPVs.

Through these SPVs, RVNL has been able to mobilize a cumulative investment of ₹ 6702.83 crore out of which ₹ 1807.04 crore is equity and ₹ 4895.79 crore is debt. RVNL itself has invested a total of ₹ 648.57 crore as equity among these 6 SPVs, which is approximately 10% of their Gross total investment (refer to table below).

| Name of SPV                                | RVNL's Equity |               | Partners' Equity |               | Total Equity   | Debt           | Total          |
|--|---------------|---------------|------------------|---------------|----------------|----------------|----------------|
|  | ₹ Crore       | %age          | ₹ Crore          | %age          | ₹ Crore        | ₹ Crore        | ₹ Crore        |
| Kutch Railway Co Ltd.(KRC) (301 km)        | 100.00        | 50.00%        | 100.00           | 50.0%         | 200.00         | 300.00         | 500.00         |
| Bharuch Dahej Railway Co. Ltd. (63 km)     | 55.00         | 33.33%        | 100.11           | 64.54%        | 155.11         | 230.00         | 385.11         |
| Krishnapatnam Railway Co. Ltd. (113 km)    | 81.00         | 30.00%        | 189.00           | 70.00%        | 270.00         | 933.00         | 1203.00        |
| Haridaspur Paradip Railway Co.Ltd. (82 km) | 223.52        | 37.25%        | 358.31           | 61.58%        | 581.83         | 1561.64        | 2143.47        |
| Angul Sukinda Railway Ltd.(102 km)         | 189.00        | 31.50%        | 411.00           | 68.50%        | 600.00         | 1163*          | 1763.00        |
| Dighi Roha Rail Limited (34 Km)            | 0.05          | 50.00%        | 0.05             | 50.00%        | 0.10           | 708.15*        | 786.84         |
| <b>Total</b>                               | <b>648.57</b> | <b>35.89%</b> | <b>1158.47</b>   | <b>64.11%</b> | <b>1807.04</b> | <b>4895.79</b> | <b>6702.83</b> |

**\*Proposed Debt**

**a) Kutch Railway Company Limited (KRC)**

|   |   |     |
|---|---|-----|
| <b>Length</b>                           | 301.0 Km  |     |
| <b>Project Type</b>                     | Gauge Conversion of Palanpur – Gandhidham section     |     |
| <b>Division, Railway</b>                | Ahmedabad, Western Railway                            |     |
| <b>Traffic Catchment Area</b>           | Ports of Deendayal Port Trust and Mundra in Gujarat   |     |
| <b>Equity Participants</b>              | Rail Vikas Nigam Limited                              | 50% |
|   | Deendayal Port Trust (previously Kandla Port Trust)   | 26% |
|   | Adani Port & SEZ Ltd                                  | 20% |
|   | Govt. of Gujarat                                      | 4%  |
| <b>Commercial Operations Date (COD)</b> | Year 2006   |     |
| <b>Turn Over 2017-18 (provisional)</b>  | ₹ 695 Crore (Increase from ₹ 613.30 Crore in 2016-17) |     |

**\* The name of Kandla Port Trust is changed to Deendayal Port Trust**

**Current Development:**

- a. The Company is undertaking the doubling of Samakhiali - Palanpur section (248 km) to cater to the anticipated increase in traffic flows from Mundra and Deendayal ports. The project is being executed by RVNL.

Cost: ₹ 1548.66 Crore: sanctioned by Ministry of Railways

Source: Internal accruals of KRC

Progress: Contracts awarded for all five Packages

- b. Physical Progress: 34% and Financial Progress: 34%

**b) Krishnapatnam Railway Company Limited (KRCL)**

|   |  |        |
|---|--|--------|
| <b>Length</b>                           | 113 Km   |        |
| <b>Project Type</b>                     | New line: Obulavaripalle to Krishnapatnam Port   |        |
| <b>Division, Railway</b>                | Vijayawada, South Central Railway  |        |
| <b>Traffic Catchment Area</b>           | Krishnapatnam Port in Andhra Pradesh   |        |
| <b>Equity Participants</b>              | Rail Vikas Nigam Limited   | 30%    |
|   | Krishnapatnam Port Co. Ltd   | 30%    |
|   | National Mineral Development Corporation Ltd.  | 14.81% |
|   | Govt. of Andhra Pradesh  | 12.96% |
|   | Bramhani Industries Ltd.   | 12.22% |
| <b>Commercial Operations Date (COD)</b> | Phase I: 21 km line from VKT to KAPT – COD-2008<br>Phase-III: doubling of 21 km line from VKT to KAPT – COD-2014 |        |
| <b>Turn Over 2017-18 (provisional)</b>  | ₹ 36.89 Crore  |        |

**Current Development:**

- a. For Phase II i.e. construction of new line from Obulavaripalle to Venkatachalam involving construction of a tunnel is in progress.

- b. Physical Progress: 93.00% and Financial Progress: 93.00%

**c) Angul Sukinda Railway Limited (ASRL)**

|                          |                                     |
|--------------------------|-------------------------------------|
| <b>Length</b>            | 102 Km                              |
| <b>Project Type</b>      | New line: Angul to Sukinda          |
| <b>Division, Railway</b> | Khurda Division, East Coast Railway |

|   |  |         |
|---|--|---------|
| <b>Traffic Catchment Area</b>           | Traffic to and from Dhamra & Paradip Ports in Odisha     |         |
| <b>Equity Participants</b>              | Rail Vikas Nigam Limited                                 | 31.50%  |
|   | Container Corporation of India                           | 26.00%. |
|   | Govt. of Odisha  | 21.30%  |
|   | Odisha Mining Corporation                                | 10.50%  |
|   | Jindal Steel Power Limited                               | 10%     |
|   | Odisha Industrial Infrastructure Development Corporation | 0.70%   |
| <b>Commercial Operations Date (COD)</b> | Still under construction                                 |         |

**Current Development:**

- a. *Land acquisition:*
  - (i) *Private land:*
    - a. 1199.081 Acres (69 Villages) of private land has been acquired.
    - b. 11(1) notification for additional land of 24.814 acres has been done by all three District Administration in April, 2018 and under process for 19 (1) at district level / LAO.
  - (ii) *Government land (222.05 acres):*
    - a. Alienations of 110.325 acres received and balance under process.
    - b. Physical possession received for 222.05 acres and work is in progress.
  - (iii) *Forest Land (350.566 acres):*
    - a. In principle Stage-I & II clearance has been received from MOEF in Oct, 2017.
    - b. Tree felling works has been completed over the entire forest land and work is in progress.
- b. *Physical Progress: 44.00% and Financial Progress: 43.56%*

**d) Haridaspur Paradip Railway Company Limited (HPRCL)**

|                        |                                      |
|------------------------|--------------------------------------|
| Length                 | 82 Km                                |
| Project Type           | New line: Haridaspur to Paradip Port |
| Division, Railway      | Khurda Division, East Coast Railway  |
| Traffic Catchment Area | Paradip Port in Odisha               |

|   |   |        |
|---|---|--------|
| <b>Equity Participants</b>              | Rail Vikas Nigam Limited  | 37.25% |
|   | Govt. of Odisha   | 23.80% |
|   | Odisha Mining Corporation Ltd.  | 15.49% |
|   | Paradip Port Trust  | 8.98%  |
|   | Essel Mining & Industries Ltd.  | 5.00%  |
|   | Rungta Mines Ltd  | 5.00%  |
|   | Mundra Steel Power Limited  | 2.50%  |
|   | Jindal Steel Power Limited  | 0.83%  |
|   | Steel Authority of India Limited  | 0.83%  |
|   | Odisha Industrial Infrastructure Development Corporation, (Govt. of Odisha) | 0.32%  |
| <b>Commercial Operations Date (COD)</b> | Still under construction  |        |

**Current Development:**

- a. All the Private land of area 1444.611 Acres over the stretch of 86 villages have already been acquired. Government Land Alienation/Advance possession taken for area of 136.975 Acres. Requisition filed to Railway for Additional Land of 39 villages for Private Land of 46.982 Acres and for Government Land of 4.959 acres.
- b. Physical Progress: 67.39% and Financial Progress: 61.28% respectively.
- e) **Bharuch Dahej Railway Company Limited (BDRCL)**

|   |   |        |
|---|---|--------|
| <b>Length</b>                           | 62 Km                                       |        |
| <b>Project Type</b>                     | Gauge Conversion                            |        |
| <b>Division, Railway</b>                | Vadodara, Western Railway                   |        |
| <b>Traffic Catchment Area</b>           | Dahej Port in South Gujarat                 |        |
| <b>Equity Participants</b>              | Rail Vikas Nigam Limited                    | 33.33% |
|   | Dahej SEZ Limited                           | 6.45%  |
|   | Gujarat Maritime Board                      | 11.51% |
|   | Gujarat Industrial Development Corporation  | 11.51% |
|   | Jindal Rail Infrastructure Limited          | 6.45%  |
|   | Hindalco Industries Limited                 | 8.72%  |
|   | Gujarat Narmada Valley Fertilizer Company   | 8.72%  |
|   | Adani Petronet (Dahej) Port Private Limited | 11.17% |
| <b>Commercial Operations Date (COD)</b> | Year 2012                                   |        |
| <b>Turn Over 2016-17</b>                | ₹ 60.43 crore (₹ 122.79 crore in 2015-16)   |        |

**f) Dighi Roha Rail Limited (DRRL)**

|   |   |     |
|---|---|-----|
| <b>Length</b>                           | 34 Km   |     |
| <b>Project Type</b>                     | New line: Roha to Dighi Port                  |     |
| <b>Division, Railway</b>                | Mumbai Division, Central Railway              |     |
| <b>Traffic Catchment Area</b>           | Traffic to and from Dighi Port in Maharashtra |     |
| <b>Equity Participants</b>              | Rail Vikas Nigam Limited                      | 26% |
|   | Dighi Port Limited                            | 52% |
|   | * Maharashtra Maritime Board                  | 11% |
|   | * Sagarmala Development Company               | 11% |
|   | <b>* Proposed Strategic Partners</b>          |     |
| <b>Commercial Operations Date (COD)</b> | Process of land acquisition initiated         |     |

**Current Development:**

- The Company's Authorized Capital has been increased to ₹ 78.69 crore.
- Share Holder's Agreement is under finalization.
- Ministry of shipping has conveyed in principle approval (dated 18.10.2016) to take 11% equity in Dighi Roha Rail Limited from Sagarmala Development Company.

**5. PERSONNEL DEVELOPMENT**

An organisation is as good as its Human Resource. The primary focus of RVNL Management has been to have not only a team of highly motivated, skilled and experienced manpower but also retain them by facilitating a right environment, competitive perks and ample opportunities for a better career progression through training and support. The main philosophy of the Company has been to execute projects on a fast track basis with a lean and thin organisation without compromising on the availability of manpower and ensuring safety and quality at the work-sites and at the same time

controlling the wage bill for a sustained profitability of the Company. It is in this background that the HR Department has strived to support the Management by creating a highly effective manpower base consisting mostly of technical personnel with a judicious mix of deputationists and RVNL cadre supported ably by a pool of experienced retired personnel and fresh engineers on contract. As on 31.03.2018, the Company executed projects worth over ₹ 7556.56 crore successfully with just 541 regular employees out of which 150 were cadre officials and 391 deputationists. The productivity of per capita manpower of RVNL is ₹ 11.60 crore, which is not only the best amongst the sister CPSEs but one of the best amongst all the CPSEs.

Having belief in a transparent and employee oriented procedures and practices, the Company has developed an employee-friendly HR policy to boost the morale and motivate the employees to give their best in execution of projects. The main thrust of the HR policy is to ensure that the employees are able to adapt to the changing

business needs and priorities and discharge their roles as a strategic business partner in the growth of the organisation. The Company has given special attention to professional and personal development of employees by organising intensive training programmes not only relevant to their functional areas but also to enhance their overall managerial capabilities. A total of 413 mandays of trainings in Project Management, Contract Management, Railway Electrification, Quality Assurances, Financial Management, Risk Management, CSR etc were provided at various levels during 2017-18. Out of the total 413 mandays of training, senior management i.e. DGM and above level have been imparted training for 338 mandays and 75 mandays to the Sr Managers and below. To enhance the efficiency in HR working, HR Module has been implemented through SAP. Consequent upon implementation of the

recommendations of the 3rd PRC for the CPSEs, the Company has revised the pay packages of the RVNL employees in accordance with the decisions of the Government and various perks/allowances, such as TA/DA on official tour, housing lease policy, special incentives for working in Left Wing affected and difficult areas etc have also been revised.

The Company celebrates its annual foundation day on 2nd saturday of April. This year also, a befitting celebration was organised on 7th April, which was graced by the Hon'ble Minister of Railways and a large gathering of the Railway family. The meritorious services of employees were recognized and rewarded through individual/group awards by presenting shields and cash awards. The shields for excellence in performance were presented by Chairman Railway Board and Member Engineering to the following Project Implementation Units: -

| S.N. | Description of Award                | Awarded to                                    |
|------|-------------------------------------|---|
| 1    | Best Project                        | Ponmalai-Thanjavur (PIU Chennai)              |
| 2    | Best Workshop Project               | Barauni Workshop (PIU Varanasi)               |
| 3    | Maximum Expenditure Award           | PIU, Chennai                                  |
| 4    | Special Project                     | Obulavaripalle-Venkatachalam (PIU, Chennai)   |
| 5    | Best PIU in Signalling Work         | PIU, Chennai                                  |
| 6    | Best PIU in RE Project              | PIU, Varanasi (RE)                            |
| 7    | Best PIU for Commissioning Projects | PIU, Chennai                                  |
| 8    | Most Difficult Project              | Dallirajhara-Rowghat Project (PIU Rajpur-III) |
| 9    | Best PIU Runners_up                 | PIU, Ahemdabad and PIU Raipur-II              |
| 10.  | Best PIU Winner                     | PIU, Chennai                                  |

## **5.1 INDUSTRIAL RELATIONS**

During the year, the Industrial Relations remained cordial and harmonious and as in the past, there were no untoward incident of any nature. As a welfare measures to the employees, the services of Allopathic and Homeo Physicians are made available in the Corporate Office. The employees in the Company also observed "Swatch Bharat Abhiyan" and 'International Yoga Day'.

## **5.2 Disclosure under the Sexual Harassment of Women at Workplace (Prevention, Prohibition & Redressal) Act, 2013.**

The Company has in place an Anti-Sexual Harassment policy in line with the requirements of the Sexual Harassment of Women at the Workplace (Prevention, Prohibition & Redressal) Act, 2013. An internal Complaints Committee called "Vishaka Committee" has been set up in RVNL to redress complaints related to sexual harassment. All employees are covered under this policy. As in the past, there had been nil incidence of any such case of harassment in the year.

## **5.3 Right to Information Act:**

RVNL is committed to the Right to Information Act and the Company has nominated an Appellate Authority, CPIO and an APIO for Corporate Office and APIOs for each Project Implementation Unit. During the year 2017-18, 78 applications were received and disposed off in time.

## **5.4 Rajbhasha (Official Language)**

The Company has been making concerted efforts to implement the directives of the Government of India on use of Rajbhasha (Official Language). The Rajbhasha Department of the Company has a part-time Mukhya and Up-Mukhya Rajbhasha Adhikari and a regular Manager (Rajbhasha). The website of the company is bilingual and is updated

regularly. All the computers in the Corporate Office have been provided with Unicode compliant software and fonts to facilitate access to common templates in Devnagari. To encourage use of Rajbhasha, officials who use Rajbhasha in drafting notes and letters are identified from each department and given Shankar Dayal Singh Smriti Puraskar. A competition on Hindi essay writing, Hindi noting and drafting, Hindi Shabd Gyan and Quiz was organised on the occasion of Hindi Divas Pakhwara in the month of September, 2017. Cash awards of ₹ 43,200/- were distributed to 63 successful participants. The Company has also set up a reading room-cum-library in the Corporate Office with a good collection of books, newspapers and periodicals in Hindi. During 2017-18, 4 meetings of the Rajabhasha Implementation Committee of RVNL were held with the representatives of Rajbhasha Directorate of Railway Board.

## **5.5 Presidential Directives:**

Consequent upon acceptance of the recommendations of the 3rd PRC by the Government, a proposal seeking Presidential Directives for implementation of the recommendations was sought from Ministry of Railways. Ministry of Railways vide letter No. 2017/PL/52/4 dated 21-11-2017 conveyed the Presidential Directives and the same have been implemented in RVNL as per the guidelines.

## **5.6 Compliance of MoU Targets related to Human Resource Management for the year 2017-18**

Under the MoU, signed between RVNL and Ministry of Railways, for 2017 -18, Human Resource Management (HRM) related Parameters have been fixed as under:-

## 15<sup>th</sup> ANNUAL DAY CELEBRATION



| S.No. | Parameter   | Target for excellence               |
|-------|---|-------------------------------------|
| i     | On-line submission of ACR/APAR in respect of all executives (E0 & above) along with compliance of prescribed timelines w.r.t. writing of ACR/APAR   | 100% of number of executives        |
| ii    | On-line quarterly vigilance clearance updation for Senior Executives (E-5 & above)  | 100% of number of senior executives |
| iii   | Preparation of Succession Plan and its approval by Board of Directors Holding of DPC without delay for executive ( E0 & above level )   | By 30.9.2017                        |
| iv    | Holding of DPC without delay for executive (E0 & above level)   | 100%                                |
| v     | Talent Management and carrier progression by imparting at least one week training in Centre of Excellence e.g. IITs, IIMs, NITs, ICAI etc. within India or technical training outside India | 10% of executives                   |

All the above items have been fully complied/implemented as per targets mentioned in above table and the itemwise details are as under: -

**i. On-line submission of ACR/APAR in respect of all executives (E0 & above) along with compliance of prescribed timelines w.r.t. writing of ACR/APAR**

As per instructions, the Annual Performance Appraisal Report (APAR) for a Financial Year is to be recorded by 31st December of the year in the year in which the financial year ends.

To implement the MoU target of on-line submission of ACR/APAR in respect of all executives (E0 & above) along with compliance of prescribed timelines w.r.t. writing of ACR/APAR, action was initiated for introduction of online submission of APAR by the employees in E0 and above and its completion. Firstly, with the help of L&T Infotech, software programme has been developed as a part of integrated ERP system. With successful launch

of the Performance Management System (PMS), complete digitalisation of online submission of ACR/APAR in respect of all executives (E0 & above in RVNL), its processing by different authorities i.e. Reporting, Reviewing, Accepting officials and its finalisation alongwith compliance of prescribed timelines with respect to writing of ACR/APAR (for all executives E0 and above) has been accomplished. Completed APARs 2016-17 have been communicated to all the employees working in E0 and above grades on 29th December 2017. RVNL has completed the process before the prescribed last date for communication of completed APARS to the employee i.e. 31st December of each year.

M/s Accenture Solutions, the PMC supervising the implementation of ERP system in RVNL has certified online processing and successful completion of all APARs for 2016-17 and its communication to individual employee of RVNL on 29th December 2017.

Thus the MOU target of on-line submission of ACR/APAR in respect of 100% executives (E0 & above) along with compliance of prescribed timelines w.r.t. writing of ACR/APAR has been complied with.

**ii On-line quarterly vigilance clearance updation for Senior Executives (E - 5 & above)**

DoPT, Government of India vide their letter issued in April, 2017, decided to put in place a web enabled online system for vigilance status of senior officials working in CPSEs to expedite appointment to Board level officials in various CPSEs. The system is operational with effect from 1.04.2017 with added security features to ensure confidentiality and security of data. As per instruction issued by DoPT, for Board level officials and officials who are one level below Board, updation of Vigilance Status will have to be carried out once every month. For officers who are second level or below, the updation of vigilance status have to be done every three months as per rule. However, in compliance of MOU targets, RVNL has uploaded the data of officials upto E 5 and regularly updates it.

It is certified that RVNL is strictly following the instructions and has been updating the vigilance status on online portal accordingly for all eligible employees at desired intervals. Thus, the MOU parameter relating to web based online monthly/quarterly updation of vigilance clearance for senior executives has been implemented for 100% employees in RVNL in eligible categories.

**iii Preparation of Succession Plan and its approval by Board of Directors**

A major objective of the Succession Planning process is to ensure that each individual is given the opportunity to capitalize on his/her strengths and is given the relevant inputs for their

development in area where needed.

The process of succession planning and positioning, is critical to ensure the long term growth of the Company, and goes a long way to ensure that the right candidates are available at the right moment for manning of critical and key positions in the Company.

The Board of Directors, in its 85th meeting held on **07.09.2017**, approved the Succession Plan.

The MoU target date for 'Excellent' rating which was 30.09.2017, has been complied with.

**iv Holding of DPC without delay for executive (E0 & above level) in 100% cases.**

To implement the timely completion of selection process for 2017-2018 for 100% employees who were eligible to get promoted, it was decided to have a defined schedule for holding DPC for promotion. Accordingly, a Selection Calender was prepared for the year 2017-18 with details of departmentwise and categorywise time of holding and finalisation of proceedings by the Departmental Promotion Committee for empanelment of eligible and suitable staff. The calender was discussed and duly approved by the Board of Directors in their 83rd meeting held on 19.5.2017.

The selection process included nomination of Departmental Promotion Committees, holding of written test / vivavoce, approval of the select list by the Competent Authority and issue of promotion orders. The selections held during the year for officials in E0 and above strictly followed the timeline mentioned in the calender approved by the BOD. The selection process was completed as per schedule and approved by the Competent Authority and orders issued.

Thus, it can be seen from the enclosed report that all the DPC were held without delay for Executives

(E-O and above) and promotion orders of empanelled staff were issued in 100% cases.

**v Talent Management and carrier progression by imparting at least one week training in Centre of Excellence e.g. IITs, IIMs, NITs, ICAI etc. within India or technical training outside India.**

(Target- 10% of executives to be covered)

Under Talent Management and carrier progression, the target fixed was to impart atleast one-week training in Centre of Excellence to 10% of executives. RVNL imparted training in various prestigious institutions namely IIMs – Ahmedabad Campus, Lucknow – Noida Campus, CSIR, National Institute of Rock Mechanics, Bangalore, Norwegian Geotechnical Institute (NGI), Norway in different subjects like Tunnelling Technology, Advances in Concrete Technology, Strategic Leadership in Uncertain Environments, Project Management, MDP on Finance for Non-Finance Executives, Norwegian Tunneling Technology etc. A total no of 76 employees, i.e. 14% of total strength of 541 RVNL employees, successfully completed training of one week or more in prestigious institutes.

The MoU target for nos. of employees to be imparted training for 'Excellent' rating was 10% of manpower strength and RVNL has achieved the target for excellent rating by imparting one week training in Centre of Excellence to 14% staff.

## **6. Vigilance**

The Vigilance Department in RVNL is manned by a Chief Vigilance Officer, one GGM/Vigilance (Part time), two DGM/Vigilance and one Senior Manager. Since February 2018, on completion of the tenure of the CVO, the GGM/CC who was also working as GGM/Vigilance is now working as CVO of the organization till the new incumbent is posted.

RVNL Vigilance continued its endeavor in its preventive role to aid Management in strengthening transparency and accountability. To this end, Action Plan 2017-18, envisaged combination of intensive inspections and preventive checks covering major ongoing works and miscellaneous establishment matters.

### **Inspections in brief:**

During 2017-18, intensive examination of three selected projects under execution by Project Implementation Units was conducted. The scope of the examination covered entire contract management and compliance with corporate standards & policies. Preventive Checks were also conducted with specific focus on contractor's claims, quality issues and rotational transfer of RVNL personnel. Observations made during CTE/CTE Type Inspections were followed up and replies on paras pertaining to various CTE inspections were sent to CTE/CVC.

### **System Improvements:**

Some major system improvements effected during 2017-18 due to preventive vigilance covered the following areas:

- During a Preventive Check, RVNL Vigilance had detected sub-contracting of substantial portion of work by the principal contractor with the permission of the Employer and found that the same was not in keeping with the objectives of the governing clause. A system improvement was recommended for suitable modification in sub-contracting provisions in the Standard Bid Document. Instructions have been issued for limiting the scope of works to be sub-contracted with the prior approval of the Employer.
- RVNL Vigilance also recommended for review of provisions of contracts of project

management consultancy for suitable penalty in the case of non/short deployment of safety personnel and the authority for accepting personnel below prescribed qualification/experience.

- During investigation, it was observed that instructions for stacking of ballast were not followed by a field unit. On the advice of Vigilance, RVNL Management have directed to all concerned for ensuring proper levelling of the surface for stacking of ballast and to carry out spot checks for the same.
- During a preventive check, it was observed that subsequent to approval and passing of amount for cash awards, there were some changes without recording the reason for such modification. It was advised to ensure that the proposals for cash award/merit certificate should duly reflect/incorporate adequate justification thereof.
- During a preventive check, it was observed that a work on quotation was awarded to a fictitious firm at exorbitant rates bypassing corporate procedure. Based on the recommendation of Vigilance, Management have reiterated strict compliance of relevant SOP provision on calling of quotations and dispensing with tender by all field units.
- On the advice of Vigilance, instructions have been issued to all concerned to ensure that if a contract is terminated, the copy of termination letter should be sent to all the constituents of JV in addition to the address of the JV so that all the partners know about the termination.

#### **Recovery:**

Besides, institution of corrective measures, an

amount of ₹ 2.31 crore (approx.) was recovered from the contractors for deficiencies in performance.

#### **Investigations:**

The complaints received by Vigilance from time to time were dealt with as per prescribed procedure and surprise checks done as deemed fit. During the year, five complaints were taken up for investigation. Vigilance has suggested/recommended remedial measures in the wake of the investigations to prevent incurrence of similar lapses.

A case of irregular award of temporary lighting arrangement on Quotation basis was detected by Vigilance involving one Group 'A', two Group 'B' and one Group 'C' employee. After obtaining the comments of the concerned GM (Railway) in the case of Group 'A' officer, the case with recommendation for disciplinary proceedings was forwarded to Railway Board Vigilance. Further, a Preventive Check with regard to undue drawal of Dearness Relief on pension by some absorbed officials of RVNL is also being done.

#### **Disciplinary Action:**

During the year 2017-18, two Administrative Action cases and two Minor Penalty cases were concluded. Administrative action was taken against the officials who had irregularly drawn Dearness Relief on pension. As regards the cases wherein Minor Penalty has been imposed, both these cases had been investigated by Northern Railway Vigilance and were regarding execution of work on Northern Railway.

#### **Periodic Reports to CVC/Railway Board:**

The status of various matters namely inspections, complaints, disciplinary cases and miscellaneous matters was regularly apprised to CVC/Railway

Board through periodic monthly, quarterly and annual 2017 to September, 2017 was reviewed by the Board of Directors during 84th & 87th Meetings held on 20.07.2017 and 18.12.2017 respectively.

#### **Vigilance Awareness Week:**

'Vigilance Awareness Week-2017 was observed by Corporate Office & the field units spread across the country from **30.10.2017** to **04.11.2017** with the theme "My Vision-Corruption Free India". Attractive posters (1800 in number) on anti-corruption based on the drawings made by the students who participated in the competition organised by the RVNL during Vigilance Awareness Week-2016 were distributed to all the field units for display at prominent locations. A write-up on the provisions contained in the Public Interest Disclosure and Protection of Informers' Resolution (PIDPIR), the procedure to be adopted for making a complaint under this Resolution and Whistle-blower policy of RVNL was also circulated to all the field units for wide dissemination among the staff and the related community.

Integrity Pledge was administered to the employees of the organization on 30.10.2017 in Corporate office as well as in the field offices. To facilitate 'e'-pledge by RVNL staff & their families and others associated with RVNL works, hyperlink to the CVC website was displayed on RVNL website.

An Inter-active session/workshop on Vigilance awareness was held on 02.11.2017 with officers of RVNL in the Corporate Office on important issues highlighted during vigilance inspections pertaining to project implementation. Besides, field units across the Country conducted workshops/sensitization programmes.

Various kinds of competitions viz. slogan writing, poem writing, poster making, group discussion,

speech, essay writing etc. were organized in 43 schools & 4 colleges across the Country by Corporate office and its field units on anti-corruption themes. In particular, 58 students of Delhi & NCR participated in poster making competition on the theme, 'My Vision-Corruption Free India' held in the premises of Corporate office on 30.10.2017. Twelve of these submissions were featured in a desk calendar for 2018 for wide distribution. An inter-college debate on the topic 'Whether consumerism is leading to a moral deficit in social values' was organized in the premises of Hindu College, Delhi where 12 competitors participated with an attendance of 120 students. As per advice of CVC, Regional Co-ordinators and Principals of Kendriya Vidyalayas who organized competition during Vigilance Awareness Week 2016 were advised to set up Integrity Clubs to which some responded positively.

During a workshop of Chief Project Managers held on 31.10.2017, 12th Issue of RVNL Vigilance Bulletin was released containing informative notes/contribution on 'whistle-blowing policy', role of Vigilance in Management, key system improvements etc.

#### **Development of Integrity Index:**

RVNL has been selected by CVC as one of the 25 participating organisations (Department/CPSE) in the pilot project for development of Integrity Index. CVO interacted with the IIMA, the consultant & CVC during meetings held from time to time and co-ordinated with the Management in submission of data inputs to the IIMA.

#### **Online Vigilance Clearance:**

As advised by DOP&T, RVNL Vigilance has started online feeding of vigilance status of senior level officials to expedite their appointment for Board Level posts.

## 7. MEMORANDUM OF UNDERSTANDING

The Company secured a rating of “Excellent” from Department of Public Enterprises for 2016-17 on the basis of the achievement of the committed targets fixed in the Memorandum of Understanding signed between RVNL and Ministry of Railways. This is the seventh consecutive year for which the Company has been rated as “Excellent”.

In 2017-18, the Company has been able to achieve the targets set in the MoU and even surpassed them. RVNL completed New Line of 17 km, Gauge Conversion of 86.3 km and Doubling of 315.2 km, totalling to 418.5 km (104.63%) against a target of 400 km (100%) for “Excellent” under “Completion of milestone of clients orders/ agreements without time overrun” and 78.32 km against a target of 73 km under “Other sector specific result-oriented measurable parameter”. Under “Capacity Utilization” parameter, completion of 425 km Railway Electrification was achieved against a target of 400 km for “Excellent” and Barauni- 250 high Horse Power Loco Shed was completed ahead of schedule and was handed over to ECR on 31.10.2017. The Company was also able to meet the targets for all financial, enterprise specific, sectors specific parameters set in the MoU for

2017-18. Accordingly, the Company is expecting to achieve an “Excellent” rating for 2017-18 as well.

## 8. PARTICULARS RELATING TO CONSERVATION OF ENERGY, TECHNOLOGY ABSORPTION AND FOREIGN EXCHANGE EARNINGS AND OUTGO ETC.

### 8.1 Conservation of Energy and Technology Absorption

RVNL is conscious of the limited nature of conventional sources and the importance of using our energy resources wisely. Initiatives taken to create awareness on conservation of energy among employees has resulted in a steady reduction in energy consumption at Corporate Office. In addition, various state of the art systems have been installed and environment friendly technology has been adopted in the Corporate Office building.

Environment friendly equipments like solar heaters, solar lights etc are being installed in project offices of the Company.

### 8.2 Foreign Exchange Earnings and Outgo

The Foreign Exchange outgo during the year in terms of actual outflows as compared to previous year are mentioned below:

(₹ in crores)

| Particulars   | 2017-18 | 2016-17 |
|---|---------|---------|
| Foreign Exchange on foreign travel of Company's officials | 1.07    | 0.63    |
| Project Management Consultancy                            | 0.79    | 3.74    |

## 9. RISK MANAGEMENT

RVNL keeps a close watch over the risks to the Company. RVNL has a Risk Management Policy duly approved by the Board of Directors. The

Policy aims to review the exposure of RVNL to various risks and the mitigation measures to be taken periodically. It also strives to increase awareness among its employees and other

stakeholders about possible risks and measures to control the same.

The Company has a Risk Management Committee under the chairmanship of Director (Projects). The details with respects to composition and terms of reference of committee is provided in the Report on Corporate Governance, forming part of Directors' Report. **(Annexure B)**

The Committee deliberated on the key challenges/ critical area of potential risk to the Company and the following challenges / risks were identified:

- a) Delay in approval of drawings and changes in drawings/scope of work.
- b) Delay in land acquisition.
- c) Aggressive bidding by contractors leading to potential non performing contractors.
- d) Non adherence to standards of safety at work site by contractors/subcontractors.
- e) Increase in the number of Arbitration and court cases.

Following initiatives have been taken based on the suggestions made by the Risk Management Committee:

- a) An online portal has been developed to monitor approval of drawings and the same has been launched for the use with effect from 3.1.2018.
- b) Instructions have been issued to Project Implementation Units that direct negotiations with land owners should be resorted to, in case small quantity of land involving a few owners is likely to become a bottleneck in commissioning of the section.
- c) Provision of submission of additional BG by the contractor has been introduced in standard bidding documents of RVNL to discourage the contractors quoting

abnormally low rates and later on failing to execute the project.

- d) To handle increasing number of arbitration/ court cases, policy for engagement of suitable retired personnel by PIUs as Consultants/Advisors on regular basis or on case to case basis for dealing with arbitration and court cases has been issued on 6.3.2018.

Reporting and monitoring is being done as per report submitted by a professional firm engaged for preparing a detailed document on Enterprise Risk Assessment and Management in RVNL.

## **10. CORPORATE SOCIAL RESPONSIBILITY (CSR)**

The Corporate Social Responsibility Committee comprises of Mrs. Gita Mishra, Director (Personnel), Mr. Vijay Anand, Director (Projects) and Mr. Shiv Kumar Gupta, Part time (Non-Official) Director. The Committee monitors the adherence of projects to the Corporate Social Responsibility policy (CSR policy) of the Board and the process for implementation of the same.

The key philosophy of CSR, as enshrined in the policy, is to meet the following broad objectives:

1. Implementation in project/programme mode
2. Focus on periphery of project areas of RVNL
3. Thrust areas of education and healthcare
4. Inclusive growth of society with emphasis on development of weaker sections of society and in the backward districts of the country

During 2017-18, the Company has spent the entire budgeted amount of ₹7.67 crores. The CSR policy may be accessed on the Company's website at the link [http://www.rvnl.org/admin/uploaded1/leftdocument/20141117161351\\_CSR%20Policy%20Oct%202014.pdf](http://www.rvnl.org/admin/uploaded1/leftdocument/20141117161351_CSR%20Policy%20Oct%202014.pdf).

A report on CSR activities is annexed as **Annexure-C**.

### **11. COMPLIANCE OF PROVISIONS OF COMPANIES ACT, 2013**

All the provisions of the Companies Act, 2013 and the Rules made thereunder, SEBI (LODR) Regulations 2015 to the extent applicable to the Company as well as all relevant notifications thereon issued by the Government of India, are being strictly complied with.

### **12. COMPLIANCE OF DPE GUIDELINES AND POLICIES**

All the guidelines and policies including guidelines having financial implications issued by Department of Public Enterprises from time to time are duly complied with by the Company.

### **13. COMPLIANCE OF THE PUBLIC PROCUREMENT POLICY FOR MICRO AND SMALL ENTERPRISES (MSEs) ORDER, 2012**

The Government of India has notified Public Procurement Policy for Micro and Small Enterprises (MSEs) Order, 2012 with effect from 1st April, 2012 and 20% of procurement of annual requirement of goods and services by all Central Ministries/Departments/Central Public Sector Undertakings (CPSUs) has become mandatory from the Micro and Small Enterprises (MSEs) with effect from 1st April, 2015.

Your Company has taken several steps for effective implementation of MSE policy. The benefits of waiver of cost of tender documents and deposit of earnest money, prescribed under the Policy, have been incorporated in the tender documents for procurement of stores and obtaining services, etc. Two Vendor Development Programmes were also conducted during 2017-18.

Shri Ajay Kumar, Executive Director/HR is the Nodal Officer and Shri P.K. Sharma, Group General Manager/P-II has been nominated as the Grievance Officer for seamless implementation of

the MSE policy in RVNL. Contact details of these officers are uploaded on RVNL website.

The Annual Procurement Plan for purchases in 2017-18 was made available on RVNL website for information of MSEs to encourage their participation in the procurement of goods and services.

In 2017-18, RVNL procured goods and services amounting to a total of ₹ 13.79 crore. Out of this, the total value of goods and services purchased from MSEs (including MSEs owned by SC/ST entrepreneurs) was to the tune of ₹ 5.28 crore i.e 38.29% of the total procurement. Thus, RVNL has complied with the Public Procurement Policy related to Micro and Small Enterprises.

### **14. RESEARCH AND DEVELOPMENT**

#### **Implementation of an Integrated IT Solution for RVNL**

The implementation of an integrated IT Solution for RVNL Corporate Office and its Project Implementing Units for computerization of all core business processes including project planning, e-tendering, monitoring of project execution, associated finance functions and personnel management etc., has undergone major developments during 2017-18.

In addition to the progress achieved previously, IT infrastructure of RVNL has been fully setup and the integrated IT software solution has achieved partial Go-Live on 27.02.2018 of major functionalities, and the remaining portion of the project is catching up at a fast pace. A helpdesk team assists users in system usage and troubleshooting, leading to enhanced user acceptance of the system.

Latest Pay Commission recommendations have been successfully updated in the payroll system for all employees. The Employee and Management Self-Service module has now been successfully

rolled out to all PIUs, digitizing all employee matters viz. travel, claims, payments, leave, etc.

Digitalisation of APAR with entire processing has been implemented in case of all RVNL employee in EO & above level. The completed APARs were digitally communicated to all employees on 29th December, 2017 before the target date of 31st December, 2017.

E-Office with features of online filing, office communication, meeting management, decision recording, Vigilance and D&AR processes, has been piloted at Corporate Office and Delhi-PIU.

### **15. DIRECTORS' RESPONSIBILITY STATEMENT**

Pursuant to Section 134(5) of the Companies Act, 2013, the Directors confirm that -

- in the preparation of the Annual Accounts, the applicable accounting standards had been followed along with proper explanation relating to material departures;
- the Directors have selected such accounting policies and applied them consistently and made judgments and estimates that are reasonable and prudent so as to give a true

and fair view of the state of affairs of the Company at the end of the financial year and of the profit of the Company for that period;

- the Directors have taken proper and sufficient care for the maintenance of adequate accounting records in accordance with the provisions of this Act for safeguarding the assets of the Company and for preventing and detecting fraud and other irregularities;
- the Directors had prepared the annual accounts on a going concern basis.
- the Directors had devised proper systems to ensure compliance with the provisions of all applicable laws and that such systems were adequate and operating effectively.

### **16. DIRECTORS AND KEY MANAGERIAL PERSONNEL**

Mr. A. K. Ganju, superannuated as whole-time Director (Finance) on October 31, 2017 and Mr. K. K. Agarwal, ceased to be a Director as Nomination was withdrawn by appointing authority, on March 8, 2018.

The following Directors were appointed upto the date of the Directors Report

| S. No. | Directors Name                             | Designation                 | Date of Appointment |
|--------|--|-----------------------------|---------------------|
| 1.     | Mr. Arun Kumar                             | Director (Operations)       | October 10, 2017    |
| 2.     | Mr. Rajen Habib Khwaja                     | Independent Director        | October 13, 2017    |
| 3.     | Mrs. Sabita Pradhan                        | Independent Director        | October 17, 2017    |
| 4.     | Mr. A. P. Dwivedi<br>ED(PSU)/Railway Board | Government Nominee Director | March 23, 2018      |
| 5.     | Dr. L. V. Muralikrishna Reddy              | Independent Director        | March 23, 2018      |
| 6.     | Dr. Anil Kumar                             | Independent Director        | May 21, 2018        |

On the date of report, the strength of the Board of Directors of the Company is 12 Directors comprising of 4 functional Directors including Chairman and Managing Director and 2 part-time (official) Directors and 6 part-time (non-official) Directors. One (1) Position of Director (Finance) is still vacant.

The following Directors are holding office as on the date of the report: -

|     |  |  |
|-----|--|--|
| 1.  | Mr. S.C. Agnihotri<br>Chairman and Managing Director                           | from 27.1.2010 as Managing Director and<br>from 5.3.2013 onwards as CMD<br>[Extended upto 31.8.2018] |
| 2.  | Mrs. Gita Mishra<br>Director (Personnel)                                       | from 13.10.2008 onwards  |
| 3.  | Mr. Vijay Anand<br>Director (Projects)   | from 9.4.2011 onwards<br>[Extended upto 31.07.2019]  |
| 4.  | Mr. Arun Kumar<br>Director (Operations)  | from 10.10.2017 onwards  |
| 5.  | Mr. S C Jain,<br>ED (Works)/ Railway Board,<br>Part- time (official) Director  | from 18.01.2017 onwards  |
| 6.  | Mr. A. P. Dwivedi<br>ED (PSU) Railway Board,<br>Part- time (official) Director | from 23.03.2018 onwards  |
| 7.  | Mr. Vinayak B. Karanjikar<br>Part-time (Non-official) Director                 | from 01.04.2016 onwards  |
| 8.  | Mr. Shiv Kumar Gupta<br>Part-time (Non-official) Director                      | from 01.04.2016 onwards  |
| 9.  | Mr. Rajen Habib Khwaja<br>Part-time (Non-official) Director                    | from 13.10.2017 onwards  |
| 10. | Mrs. Sabita Pradhan<br>Part-time (Non-official) Director                       | from 17.10.2017 onwards  |
| 11. | Dr. L V Muralikrishna Reddy<br>Part-time (Non-official) Director               | from 23.03.2018 onwards  |
| 12. | Dr. Anil Kumar<br>Part-time (Non-official) Director                            | from 21.05.2018 onwards  |

The Company has received declarations from the Independent Directors confirming that they meet the criteria of independence as prescribed under the Companies Act, 2013.

#### **Woman Director**

In terms of the provisions of Section 149 of the Companies Act, 2013 read with the Companies (Appointment and Qualification of Directors) Rules, 2014, a Company shall have at least one Woman Director on the Board of the Company. Your Company has Mrs. Gita Mishra as Director (Personnel) since October 2008 and Mrs. Sabita

Pradhan as Part-time (Non-official) Director on the Board of the Company since October 2017.

#### **Appointment/Resignations of Key Managerial Personnels**

Apart from Chairman and Managing Director and Whole Time Directors, the following persons are also the Key Management Personnel of your Company in compliance with the provisions of section 2 (51) of Companies Act, 2013, SEBI (ICDR) Regulations, 2009 and IND AS-24.

1. Mr. A.K. Choudhary, (Chief Financial Officer)
2. Mrs. Kalpana Dubey, (Company Secretary & Compliance Officer)

Changes (Appointment/Cessation) in Key Management Personnels (KMP) during the year.

| Name                | Designation              | Date of change    | Reasons                 |
|---------------------|--------------------------|-------------------|-------------------------|
| Mr. Ashok K. Ganju  | Director (Finance) & CFO | October 31, 2017  | Superannuation          |
| Mr. A. K. Choudhary | Chief Financial Officer  | November 01, 2017 | Designated by the Board |
| Mr. Vijay Anand     | Director (Projects)      | March 23, 2018    | Designated by the Board |
| Mrs. Gita Mishra    | Director (Personnel)     | March 23, 2018    | Designated by the Board |
| Mr. Arun Kumar      | Director (Operations)    | March 23, 2018    | Designated by the Board |

#### **Annual evaluation by the Board of its own performance and that of its Committees and Individual Directors**

RVNL being a Government Company is exempted vide notification No. F.No.1/2/2014-CL. V dated 5.6.2015 issued by Ministry of Corporate Affairs, to comply with the provisions of Sec 134(3)(p) with respect to Annual evaluation by the Board of its own performance and that of its Committees and Individual Directors. In case of RVNL, the performance evaluation of Directors is done by the Ministry of Railways.

#### **Number of Meetings of the Board**

Pursuant to the Companies Act, 2013 and Rules framed there under, seven (7) Board Meetings were held in the F.Y.2017-18. The details of the Meetings are in the Corporate Governance Report forming part of this report.

#### **Audit Committee**

The Audit Committee as on the date of the report comprises of Mr. Shiv Kumar Gupta, Part time (Non-Official) Director, Mr. Vinayak B. Karanjikar, Part time (Non-Official) Director and Mr. A. P. Dwivedi, Part time (Official) Director. All recommendations made by the Audit Committee were accepted by the Board.

## **17. AUDITORS**

### **a) Statutory Auditor**

The Comptroller & Auditor General of India has appointed M/s Raj Har Gopal & Co. Chartered Accountants as Statutory Auditors of the Company for the year ended 31st March, 2018. The Board would like to thank them for their valuable support and guidance during the audit of accounts under review.

### **b) Secretarial Auditor**

The Board of Directors has appointed M/s P.C Jain & Co. (Practising Company Secretaries) to conduct the Secretarial Audit for financial year 2017-18. The Secretarial Audit Report is annexed and forms part of this Annual Report in **Annexure D**.

## **18. COMMENTS OF COMPTROLLER & AUDITOR GENERAL (C&AG) OF INDIA**

The Comptroller & Auditor General of India has undertaken supplementary audit on the accounts of the Company for the year ended 31st March, 2018 under Section 139(5) of the Companies Act, 2013. The comments of the C & AG on the Annual Accounts of the Company for the year ended 31st March, 2018 shall also form part of this report.

## **19. ACKNOWLEDGEMENTS**

At the outset, the Company would also like to place on record and express their appreciation of the special contribution of Mr. Ashok K. Ganju, Director (Finance) who demitted office on 31st October,

2017. During his tenure as a Director of your Company, he has made significant contribution in the growth & development of the company. Company has benefitted immensely from his vast experience and knowledge.

We also take this opportunity to gratefully acknowledge the cooperation, guidance and support received from Ministry of Railways (MoR), Ministry of Finance, Department of Public Enterprises, various banks, Asian Development Bank, the Zonal Railways, IRFC and our equity partners in Joint Venture SPVs for their continued interest and support to the Company. The Directors would like to express their thanks for the devotion, commitment and dedication of each and every employee of the Company due to which your Company could face the new challenges and opportunities and create a niche for itself as a major provider of rail infrastructure in the Country. The Directors also place on record their appreciation to the officials of Comptroller & Auditor General of India for their guidance during the year under review. Last but not the least, the Directors would like to express their deep appreciation and gratitude towards all their predecessors who have been associated with RVNL, for their invaluable contribution to the growth and development of the Company in attainment of the Company's aims and goals in all spheres.

**For and on behalf of Board of Directors**

**Sd/-**

**(S. C. Agnihotri)**

Chairman and Managing Director

Place: New Delhi

Date: 13.08.2018

## MANAGEMENT DISCUSSION AND ANALYSIS REPORT

### Industry Structure and Development:

India has the fourth largest railway network in the world with a total network of 67,368 route kilometer (rkm), out of which 25,367 route kilometer (rkm) are electrified lines and with 7,349 stations as of March 2017. It runs nearly 21,000 trains daily; i.e. approximately 13,313 passenger trains that carry more than 2.3 crore passengers and approximately 8,000 freight trains that carry around 3 million tonnes of freight per day.

Railway reforms are addressing a wide range of challenges, which includes Improved customer experience and faster/timely delivery of cargo, [introduction of high-technology trains, locomotives, improved terminals, construction of Dedicated Freight Corridors (DFCs), policy initiatives to increase freight traffic], ensuring customer safety [elimination of unmanned level crossings, and construction of railway over-bridges/under-bridges], innovative financing mechanisms [Railways of India Development Fund (RIDF), engaging state governments in participative models for rail connectivity, attracting foreign direct investment (FDI)] and ensuring financial sustainability through non-fare revenues. The focus is also on encouraging the participation of the private sector in infrastructure up gradation.

Indian Railways is considered the country's lifeline for transporting passengers as well as cargo. To remain competitive vis-à-vis other transportation modes and to provide optimum level of service to passengers and for freight, there is an acute need to invest in railway infrastructure to augment capacity to expand the railway network.

### Role of Rail Vikas Nigam Limited:

RVNL was incorporated with an objective to undertake rail project development, mobilization of

financial resources and implementation of rail projects pertaining to strengthening of golden quadrilateral and port connectivity and raising of extra- budgetary resources for project execution. RVNL is in the business of executing all types of railway projects including new lines, doubling, gauge conversion, railway electrification, metro projects, workshops, major bridges, construction of cable stayed bridges, institutional buildings etc.

RVNL functions as an executing arm of Indian Railways and works for and on behalf of the Ministry for projects assigned to it for execution. It generally works on a turnkey basis and undertakes the full cycle of project development from conceptualization to commissioning including stages of design, preparation of estimates, calling and award of contracts, project and contract management, etc.

The projects undertaken by RVNL are spread all over the country and for efficient implementation of projects, 37 project implementation units (PIUs) have been established at different locations to execute projects in their geographical hinterland. They are located at Delhi, Mumbai, Kolkata (4 units), Chennai, Secunderabad (2 units), Bhubaneswar (3 units), Bhopal (3 units), Jhansi, Kota, Jodhpur, Waltair (2 units), Bengaluru, Pune, Raipur (3 units), Lucknow (2 units), Rishikesh, Ahmedabad (2 units), Kanpur, Varanasi (2 units), Chandigarh, Mughalsarai, Ambala and Guwahati.

RVNL's major client is the Indian Railways and other clients include various central and state government ministries, departments, and public sector undertakings.

RVNL has also recognised the vast potential for building a High Speed Rail Network in the country and with the approval of President of India has formed High Speed Rail Corporation of India Ltd.

(HSRC), as its subsidiary. It has been mandated to carry out feasibility studies for the Diamond Quadrilateral of high speed rail corridors across the Country and Delhi-Chandigarh-Amritsar corridor. Accordingly, the feasibility studies for Delhi-Kolkata, Delhi-Mumbai, Mumbai-Chennai, Mumbai-Kolkata (upto Nagpur in 1st Phase), Delhi-Chennai and Delhi-Chandigarh-Amritsar are currently in progress.

Further, HSRC has also been entrusted with the work of conducting feasibility studies for upgradation of the existing track in the Chennai-Bengaluru-Mysore Section, to raise its maximum permissible speed for passenger trains. HSRC was also the project coordinator for raising the speed on New-Delhi Agra, New Delhi-Kanpur and New Delhi-Chandigarh sections upto 160 kmph. The work of New Delhi-Agra section has already been completed and a train running with maximum permissible speed of 160 kmph has been inaugurated.

### **Strengths**

- RVNL has successfully mobilized funds for the construction of new lines by creating project specific SPVs with strategic stakeholders. Its large capital base can be leveraged to raise funds as per its original mandate.
- Ministry of Railways has delegated the authority to RVNL for sanctioning of estimates within prescribed limits and for awarding contracts of any value enabling RVNL to implement projects faster.
- As RVNL can award large value contracts, it has been able to attract the best infrastructure companies in India.
- It has developed expertise in undertaking all stages of project development - from concept to commissioning.
- RVNL has developed the requisite skills and experience to follow ADB procedures for

contracting and ensure Resettlement and Rehabilitation of Project Affected Persons to implement socio-economic safeguards.

- It has introduced large-scale mechanisation in all aspects of construction to achieve high quality output.
- It has refined its tendering processes and introduced innovative concepts like multi-package tenders resulting in faster decision making and savings in overall costs
- It has a sound and robust financial management system, allowing for effective monitoring and control of expenditure.

### **Weaknesses**

- RVNL is dependent on the Ministry of Railways for funding of projects which may prove detrimental for the future growth of the Company and for timely implementation of projects.
- RVNL has not been notified as a Zonal Railway and accordingly does not have the authority to approve drawings, designs etc.
- The progress of projects often gets impaired on account of delays in securing the necessary approvals for plans, granting of traffic blocks, etc. from Zonal Railways.
- Changes in approved plans by the Railways, during execution of projects, result in delays.
- RVNL has to depend on Railways for traffic blocks for execution of projects which causes delays.
- RVNL does not have the freedom to plan execution of projects and has to follow priorities set by Railways.
- RVNL is dependent on Ministry of Railways for approval of projects to be taken up through SPV route and for the terms of the Concession Agreement.

### Opportunities

- With the work of execution of Kolkata Metro projects, RVNL has developed expertise for implementation of metro projects in other cities across the Country.
- RVNL has successfully constructed major workshops for Indian Railways in fast track mode. RVNL can thus undertake implementation of large buildings, factories, townships etc. for other agencies as well.
- With RVNL's growth as a major provider of a variety of rail infrastructure, there is an opportunity of securing rail infrastructure projects overseas.
- RVNL can play a significant role in raising extra-budgetary resources for project execution as this is a specific mandate of the Company and has experience of implementation of projects in PPP mode.
- RVNL is implementing Rishikesh – Karnaprayag project in the Himalayan region and can also take up more such projects in hilly terrain.
- RVNL has formed a subsidiary company for the development and implementation of High Speed Rail projects - High Speed Rail Corporation of India Ltd. which can provide opportunities for:
  - Implementation of High Speed Corridors in the Country
  - Upgradation of some routes for semi high speed operation as planned by MoR, e.g. Chennai -Bengaluru -Mysore (130 km) etc.

### Threats

- The shortage of technical manpower, with required experience in the rail sector, is a major constraint in the delivery of projects.
- A large percentage of RVNL workforce is deputationists from Indian Railways. Any

adverse policy decision may result in railway officers not being available for deputation.

- Land acquisition issues require to be resolved expeditiously so that the progress of projects is not hampered.
- Delays in clearances for project execution such as tree-cutting, removal of utilities from the construction of viaducts for metro rail projects etc.
- A number of projects are being executed along existing running lines, which makes safety a serious challenge.
- Projects are adversely affected due to poor law and order conditions such as those in Left Wing Extremists affected districts.

### Industrial Relations

Industrial Relations remained harmonious and cordial.

### Strategies

The Company is taking measures for ensuring cost control and timely delivery of projects, without any compromise on quality for the execution and delivery of rail infrastructure projects on a fast track basis. RVNL can play a significant role in Ministry of Railways' efforts of raising extra-budgetary resources for project implementation, especially through the SPV route. Innovative models for project financing will also have to be explored. RVNL has also requested Ministry of Railways' that it may be permitted to leverage its equity base to raise funds from the market as per its mandate.

RVNL has created a permanent cadre through absorption to provide institutional continuity and to reduce the dependence on seeking officers and staff on deputation from Railways. Most of the workforce consists of qualified technical staff with experience in Railways and/or its PSUs. Wherever required, RVNL has also recruited specialists to provide expert guidance in its project implementation.

A comprehensive and appropriate training programme is being implemented to develop competent, suitably skilled and qualified manpower. Efforts are also being made to transfer skills and best practices from other infrastructure sectors and acquiring skills related to execution of railway projects.

**The Mission, Vision and Objectives of the Company as per the Memorandum of Understanding (MoU) are mentioned below:**

**Mission**

To create state of the art rail transport infrastructure to meet the growing demand.

**Vision**

To emerge as the most efficient provider of rail infrastructure, with a sound financial base and global construction practices, for timely completion of projects.

**Objectives**

- To undertake and execute successfully project development, financing and implementation of projects relating to infrastructure, especially rail infrastructure
- To mobilize financial and human resources for project implementation;
- Timely execution of projects with least cost escalation;
- To maintain a cost effective organizational set up;
- To encourage public private participation in rail related projects managed by RVNL;
- To be an infrastructure Project Execution Company committed to sustainable development and environment friendly construction practices of rail related projects in the country;
- To acquire, purchase, license, concession or assign rail infrastructure assets including contractual rights and obligation with the approval of MoR whenever required.

**Outlook**

As per the MoU between RVNL and Ministry of Railways for the year 2017-18, RVNL has been assigned a target to achieve 400 km of Doubling/third line/GC/New Line and 400 km of Railway Electrification in comparison with 355 km and 325 km respectively in the previous year.

**Concerns**

Over the past few years, RVNL has been augmenting its organisational capacity for project implementation and achieved a turnover of ₹ 7556.56 (excluding GST) crore in 2017-18. The Company is in a position to further increase the turnover, which however, will be dependent on the continued availability of assured funding from the Ministry or directions with regard to raising of Extra Budgetary Resources. In the long term, as project development requires a lead time of approximately 18 months, the Ministry will have to consider the regular assigning of additional projects to RVNL for execution so that the momentum of growth can be sustained.

Delays in land acquisition, finalization of plans by users, timely clearance of permissions from other government departments (mainly Ministry of Environment and Forests), law and order problems, and the continued support from Ministry of Railways are main concern areas in project execution. The capacity constraints of agencies capable of delivery of large value rail infrastructure projects will also have to be addressed to ensure the successful and timely completion of projects.

The poor pace of supply of rails from SAIL has been a matter of concern for the last two years.

**Internal Control Systems**

Effective internal control systems have been put in place for monitoring the implementation of projects including periodic reviews of the physical and financial progress, evaluation of efficiency of cost control measures based on inputs of both the Technical and Finance Departments.

Reviews of the progress and nature of expenditure is regularly conducted by the Finance and Accounts Department and reports thereon are submitted to Management. Budgetary reviews are also conducted.

The Company has laid down and developed a framework of internal financial controls, with reference to financial statements and reporting and such controls are adequate and operating effectively. A system of internal audit by an external firm ensures the efficacy of control systems and also submission of comments on the appropriateness of incurrence of expenditure, and their accountal by the Company. The reports of the internal auditor are periodically reviewed by Audit Committee of the Board of Directors and implementation of recommendations are monitored. The Annual Accounts of the Company are also subject to scrutiny by the Statutory Auditor appointed by CAG and Audit by CAG.

#### **Human Resource Development and Industrial Relations**

Rail Vikas Nigam Limited endeavors at enhancing

the capabilities of the organization in acquiring, developing, motivating and retaining its human resources in an environment in which team work and cooperation among employees contributes to the growth and wellbeing of individual employees as well as the organization as a whole. Emphasis is laid on employees maintaining work life balance.

To strengthen its position, the Company has formed a nucleus of its own permanent cadre through an Absorption Policy along with a Recruitment & Promotion Policy as approved by the Board of Directors of RVNL.

#### **Cautionary Statement**

Statements in the Management Discussion and Analysis Report describing the Company's strengths, strategies, projection and estimates are forward looking statements and progressive within the meaning of applicable laws and regulations. Actual results may vary from those expressed or implied, depending upon economic conditions, government policies and other incidental factors. Readers are cautioned and not to place undue reliance on the forward looking statements.

## REPORT ON CORPORATE GOVERNANCE

### 1. COMPANY’S PHILOSOPHY ON CORPORATE GOVERNANCE & KEY VALUES

At RVNL, Corporate Governance is not solely restricted to regulatory or structural remedies. In your Company, it is a culture, which is based on trusteeship, transparency, empowerment, accountability and corporate ethics.

Your Company has always shown commitment towards its Code of Corporate Governance, which is, “To act in accordance with the highest standards of professional integrity, honesty, ethical conduct and to be proficient, professional and profitable by upholding and promoting transparency and accountability.”

RVNL has taken initiatives to strengthen the Corporate Governance framework internally by implementing policies viz., Code of Conduct for Board members and Senior Management and Whistle Blower Policy. To attain the set goals and targets, your Company has been guided by the following key values:

- Zeal to attain excellence in performance;
- To act as a team;
- Honesty and justice in dealings;
- Firm obedience to commitments undertaken;
- Timely completion of work;
- Respect for dignity and potential of individuals;
- Devotion and pride towards RVNL.

### 2. BOARD OF DIRECTORS

#### 2.1 Composition of the Board of Directors:

The present strength of the Board of RVNL comprises of twelve (12) Directors. The composition of the Board comprises of four (4) whole-time Directors including Chairman and Managing Director, and two (2) Government Nominees (on behalf of Ministry of Railways) as (part-time) (official) Director and six (6) Independent Directors.

During 2017-18, Mr. Arun Kumar was appointed as Director (Operations) on 10.10.2017, Mr. Ashok K. Ganju, Director (Finance), superannuated on 31.10.2017. No appointment has been made vice him and the position of Director (Finance) is still vacant as on date of the report. Mr. A.P Dwivedi ED/PSU, Railway Board was appointed as Government Nominee Director on 23.03.2018 vice Mr. K.K Agarwal, the then ED/Work Planning, Railway Board.

Mr. R.H Khwaja, Mrs. Sabita Pradhan, Dr. LVM Reddy and Dr. Anil Kumar were appointed as independent Directors on the Board of our Company by the Ministry of Railways (MoR) during the year.

**2.2 The details of Directors as on the date of this report are given below:**

**Board of Directors and their Memberships of BOD/Committees**  
**(As on the date of this report)**

| S. No. | Name of Directors                           | Category of Directors (Whole-time/Part-time (Official)/ Independent                             | Number of Directorships/ Chairmanships in public limited companies excluding RVNL  | Total No. of Committee Memberships/ Chairmanships in public limited companies including RVNL |           |
|--------|---|---|--|--|-----------|
|        |   |   |  | As Chairman  | As Member |
| 1.     | Mr. S.C. Agnihotri<br>[DIN-01637856]        | Chairman and Managing Director-Whole Time   | 1<br>{Chairman - HSRC}   | Nil  | Nil       |
| 2.     | Mr. Arun Kumar<br>[DIN-02486535]            | Director (Operations)<br>-Whole Time  | 1<br>{Director - HSRC}   | Nil  | 1         |
| 3.     | Mrs. Gita Mishra<br>[DIN-02382477]          | Director (Personnel)<br>-Whole Time   | Nil  | 1  | 1         |
| 4.     | Mr. Vijay Anand<br>[DIN-01874842]           | Director (Projects)<br>-Whole Time  | 1<br>{Director - HSRC}   | Nil  | 1         |
| 5.     | Mr. A.P Dwivedi<br>[DIN-07122333]           | Part-time(Official)   | 1<br>{Director-RITES}  | Nil  | 3         |
| 6.     | Mr. S C Jain<br>[DIN-07564584]              | Part-time (Official)  | 3<br>{Director-Pipavav Railway Corp.Ltd.}<br>{Director-Rail Infrastructure Development Co. Karnataka Ltd.}<br>{Director-Kutch Railway Co. Ltd} | Nil  | 1         |
| 7.     | Mr. Shiv Kumar Gupta<br>[DIN-07391077]      | Independent<br>(Part – time Non-Official)   | Nil  | 1  | 3         |
| 8.     | Mr. Vinayak B. Karanjikar<br>[DIN-06518026] | Independent<br>(Part – time Non-Official)   | Nil  | 1  | 2         |
| 9.     | Mr.R.H Khwaja<br>[DIN-00101884]             | Independent<br>(Part – time Non-Official)   | 1<br>{Director-M.P State Tourism Development Corporation Limited}  | 1  | 1         |
| 10.    | Mrs. Sabita Pradhan<br>[DIN-07977780]       | Independent<br>(Part – time Non-Official)   | Nil  | Nil  | 1         |
| 11.    | Dr. L.V.M. Reddy<br>[DIN-03316871]          | Independent<br>(Part – time Non-Official)<br>{Director- The Kerala Minerals and Metals Limited} | 1  | Nil  | Nil       |
| 12.    | Dr. Anil Kumar<br>[DIN-00961397]            | Independent<br>(Part – time Non-Official)   | Nil  | Nil  | Nil       |

**Directors who ceased to hold office**  
**(During 2017-18 and thereafter till the date of this Report)**

| S. No. | Name of Directors                 | Category of Directors (Whole-time/Part-time (Official)/ Independent | Number of Directorships/ Chairmanships in public limited companies excluding RVNL                                      | Total No. of Committee Memberships/ Chairmanships in public limited companies including RVNL |           |
|--------|-----------------------------------|---|--|--|-----------|
|        |                                   |   |  | As Chairman  | As Member |
| 1.     | Mr. Ashok K. Ganju [DIN-01970462] | Director(Finance), -Whole Time                                      | 1<br>{Director - HSRC}   | Nil  | Nil       |
| 2.     | Mr. K.K. Agarwal [DIN-06589635]   | Part-time(Official)   | 6<br>{Director-BMRCL}<br>{Director-KMRCL}<br>{Director-CMRL}<br>{Director-NCRTC}<br>{Director-LMRC}<br>{Director-MMRC} | Nil  | 1         |

**Notes:**

- The number of directorships is within the maximum limit of 10 Public Companies (within the overall maximum limit of 20 Companies) in accordance with the Companies Act, 2013 and it does not include Directorships of Foreign Companies, Section 8 Companies and Private Limited Companies.
- The Committees covered under the last two Columns are Audit Committee, Nomination and Remuneration Committee, CSR Committee and Stakeholders Relationship Committee
- None of the Directors are member of more than 10 Committees or Chairman of more than 5 Committees as laid down in DPE's guidelines on Corporate Governance of May, 2010. Only Audit Committee has been counted for the said limit.
- The term "**whole time**" indicates functional/executive Directors (in the whole time employment of the Company).
- The term "**part-time official**" indicates the Directors nominated by Government (Ministry of Railways) on the Board of RVNL who are officials of the Ministry of Railways.
- The term "**part-time non-official**" indicates the Directors who are Independent and do not hold any office in the Government, and are appointed by the Ministry of Railways.
- The Directorships and Memberships/Chairmanships are based on the latest disclosure received.
- Apart from the remuneration to Directors as per the terms and conditions of their appointment and sitting fee to Part- Time (Non-Official) Directors, none of the Directors has any material or pecuniary relationship with the Company which can affect their independence of judgement.
- Full names of the referred companies:
  - HSRC – High Speed Rail Corporation of India Limited
  - BMRCL – Bangalore Metro Rail Corporation Limited
  - KMRCL- Kolkata Metro Rail Corporation Limited
  - NCRTC- National Capital Region Transport Corporation
  - CMRL – Chennai Metro Rail Limited
  - LMRC-Lucknow Metro Rail Corporation
  - MMRC-Mumbai Metro Rail Corporation

### **3. DISCLOSURES ABOUT DIRECTORS**

As per the disclosures made by the Directors in terms of Section 184 of the Companies Act, 2013 read with Companies (Meeting of Board and its Powers) Rules, 2014, no relationship exists between Directors inter-se. Two Directors (Part-Time Official) are officials from the Ministry of Railways, and thus related to the Promoter.

Since appointment of all the Directors including Part-Time Directors is done by the Government in the name of the President of India, it has not been possible to have an item in the notice of AGM for appointment of Directors as per Section 152 of the Companies Act, 2013, which requires determining not less than 2/3 of the Directors liable to retire by rotation at the General Meeting. Further, Government appoints (not the Company) the Part-Time Directors including Independent Directors with the fixed tenure due to which there is no scope for actually retiring any Director by rotation every year. Hence it is not possible to apply Section 152 of the Companies Act, 2013.

The performance evaluation of Functional Directors as well as the Board of your Company is done on the basis of the achievement against the targets set in the Memorandum of Understanding entered with Ministry of Railways and submitted to Department of Public Enterprises by the Administrative Ministry.

#### **3.1 Brief Resume of Directors Who Joined the Company**

##### **Mr. Arun Kumar**

Arun Kumar was appointed as Director (Operations) of our Company on 10.10.2017. He has been associated with our Company since 2008. He holds a bachelor's degree in engineering (civil) from Banaras Hindu University and has

qualified the Indian Railways Service of Engineers in 1982. He has been associated with the Indian Railways from 1984 till 2010. He has an experience of over 30 years in Indian railways wherein he served as a Chief Engineer & Executive Director (Track Modernization). He has served in North East (North Frontier Railway) and made contribution in construction and maintenance of railway infrastructures in very difficult hilly terrain.

##### **Mr. Rajen Habib Khwaja**

Rajen Habib Khwaja was appointed as an independent Director of our Company on 13.10.2017. He holds a bachelor's degree in arts from St. Stephen's College, Delhi University and a master's degree in history from Aligarh Muslim University, Aligarh. He joined the Indian Administrative Service in 1976. He has, in past, served as the Director – General of Administrative Staff College of India, Hyderabad. He has an experience of over 38 years in administration.

##### **Mrs. Sabita Pradhan**

Sabita Pradhan was appointed as an independent Director of our Company on 13.10.2017. She holds a bachelor's degree in arts from Sambalpur University, master's degree in philosophy from Sambalpur University, and doctorate in philosophy from Visva Bharati University. She has 37 years of experience in teaching & research in linguistics & stylistics, modern literature.

##### **Mr. A.P. Dwivedi**

A.P. Dwivedi, ED/PSU, Railway Board was appointed as the Government Nominee Director on the Board of our Company on 23.03.2018. He holds a bachelor's degree in civil engineering from Indian Institute of Technology, Delhi and is presently working as Executive Director (PSU & High Speed), Railway Board. He has over 28 years of experience.

#### Dr. L.V.M Reddy

L.V.M Reddy was appointed as an independent Director of our Company on 15.03.2018. He holds a bachelor's degree in chemical engineering from Mangalore University, a master's degree in technology on energy systems from Jawaharlal Nehru Technical University, and a doctorate of philosophy in energy conservation from Bangalore University. He has over 25 years of experience.

#### Dr. Anil Kumar

Anil Kumar was appointed as an independent Director of our Company on 21.05.2018. He holds a master's degree in science (Geology) from Ranchi University and a Doctorate of Philosophy (geology) from Patna University. He has over 26 years of experience in the field of education

#### 4. REMUNERATION OF DIRECTORS

Being a Government Company, the whole-time Directors are appointed by the President of India through Ministry of Railways and draw remuneration as per Industrial Dearness Allowance (IDA) pay scales pre-determined by the Government as per the terms and conditions of their appointment issued by the Government.

The part-time official Directors nominated on the Board do not draw any remuneration from the Company for their roles as Director but draw their remuneration under Central Dearness Allowance (CDA) scales from the Government as government officials.

The Independent Directors are paid a sitting fee of ₹ 12000/- for attending every meeting of the Board of Directors and Committee(s) thereof.

#### 4.1 Disclosure on Remuneration package of Whole-Time Directors during 2017-18:

(Figures in ₹)

| S. No. | Name of Directors                          | Salary    | Lease/ Licence Fees) | Per-quisites | Performance Related Pay/ Ex-Gratia Payment | Retirement Benefit (EPF or FSC) | Bonus/ Ex-gratia | Stock options | Total       |
|--------|--|-----------|----------------------|--------------|--|---------------------------------|------------------|---------------|-------------|
| 1.     | S.C Agnihotri                              | 56,62,041 | 7,72,500             | 8,83,957     | 56,56,140                                  | 3,90,771                        | --               | --            | 1,33,65,409 |
| 2.     | A.K Ganju<br>(superannuated on 31.10.2017) | 35,00,996 | 4,50,000             | 4,33,017     | 37,63,350                                  | 2,03,904                        | --               | --            | 83,51,267   |
| 3.     | Gita Mishra                                | 42,08,838 | --                   | 1,22,922     | 39,73,905                                  | 3,68,321                        | --               | --            | 86,73,986   |
| 4.     | Arun Kumar<br>(Appointed on 10.10.2017)    | 21,47,185 | 5,28,600             | 5,38,579     | 8,35,024                                   | 1,74,115                        | --               | --            | 42,23,503   |
| 5.     | Vijay Anand                                | 48,07,670 | --                   | 2,09,081     | 32,72,688                                  | 3,44,288                        | --               | --            | 86,33,727   |

#### 4.2 Details of Payment made to Independent Directors/ Part-Time (Non-Official) Directors during 2017-18:

(Figures in ₹)

| Sr. No. | Name of the Independent Directors /<br>Part-Time (Non- Official) Directors | Sitting Fees  |                   | Total    |
|---------|--|---------------|-------------------|----------|
|         |  | Board Meeting | Committee Meeting |          |
| 1.      | Mr. Shiv Kumar Gupta   | 84,000        | 1,56,000          | 2,40,000 |
| 2.      | Mr. Vinayak B Karanjikar   | 84,000        | 96,000            | 1,80,000 |
| 3.      | Mr. Rajen Habib Khwaja   | 36,000        | -                 | 36,000   |
| 4.      | Mrs. Sabita Pradhan  | 12,000        | -                 | 12,000   |
| 5.      | Dr. L.V.M. Reddy   | 12,000        | -                 | 12,000   |

### 5. BOARD MEETINGS & PROCEDURES

#### 5.1 Board Meeting

##### a. Scheduling and selection of agenda for Board/Committee meetings

- The meetings are convened by giving appropriate advance notice after obtaining the approval of the Chairman of the Board/Committee. Detailed agenda notes, along with other explanatory statements, are circulated in advance among the members for focused discussion and effective decision- making during the meeting. When urgent issues need to be addressed, meetings are called at shorter notice or resolutions are passed by circulation, which are put up in the next meeting of the Board of Directors for ratification.
- Wherever it is not practical to attach a document to the agenda item, being confidential in nature, the same is tabled at the meeting with approval of Chairman of the Board/Committee
- In special and exceptional circumstances, additional or supplementary items are placed on table during the meeting

- The agenda papers are prepared by the concerned officials, sponsored by the concerned Functional Director and approved by the Chairman and Managing Director.
  - Duly approved Agenda papers are circulated amongst the members of the Board/Committee by the Company Secretary or the convener of the Committee.
  - The meetings are usually held at the Company's registered office.
  - The members of the Board have complete access to all information of the Company. The Board is also free to recommend any issue that it may consider important for inclusion in the agenda.
  - Presentations are made to the Board/Committee covering Finance, Operations, Human Resources, Joint Venture operations, whenever required.
- ##### b. Recording of minutes of the Board/Committee meeting

Minutes of the proceedings of each Board/Committee meeting are duly recorded. Draft minutes are circulated amongst all members of the

Board/Committee for their suggestions and comments. The comments received by the members are incorporated in the minutes, which are finally approved by the Chairman of the Board/Committee. The finalized minutes are entered in the Minutes Book. The minutes of the Board meeting are confirmed in the next meeting. Minutes of the meetings of the committees are included in the agenda of the Board meeting for information of the Directors.

**c. Compliance of laws**

RVNL endeavours that all provisions of laws, rules and guidelines applicable to it are complied with. To ensure the same, a duly signed Statutory Compliance Certificate is obtained from all the

Departments at Corporate Office level and all the Project Implementing Units which is consolidated by Company Secretary and put up to Board of Directors with the signature of Chairman and Managing Director on an annual basis.

**5.2 Board Meeting & Attendance during 2017-18**

The Board of Directors met Seven times during the Financial Year 2017-18 on:

19th May, 2017, 11th August, 2017, 7th September, 2017, 16th October, 2017, 18th December, 2017, 22nd January, 2018 and 23rd March, 2018.

In all cases of absence of a Director, Leave of Absence was granted under clause (b) of sub-section (1) of section 167 of the Companies Act, 2013.

**Details of attendance of the Directors & Company Secretary during 2017-18.**

| S. No. | Name of Directors and Company Secretary                       | No. of Board meetings held            |          | Last AGM attended |
|--------|---|---------------------------------------|----------|-------------------|
|        |   | Held (during their respective tenure) | Attended |                   |
| 1.     | Mr. S.C. Agnihotri  | 7                                     | 7        | Yes               |
| 2.     | Ms. Gita Mishra   | 7                                     | 6        | Yes               |
| 3.     | Mr. Ashok K. Ganju<br>(Superannuated on 31.10.2017)           | 4                                     | 4        | Yes               |
| 4.     | Mr. Arun Kumar (Appointed on 10.10.2017)                      | 4                                     | 4        | No                |
| 5.     | Mr. Vijay Anand   | 7                                     | 7        | Yes               |
| 6.     | Mr. S.C. Jain   | 7                                     | 5        | Yes               |
| 7.     | Mr. K.K. Aggarwal (ceased on 08.03.2018)                      | 6                                     | 6        | Yes               |
| 8.     | Mr. A. P Dwivedi (Appointed on 23.03.2018)                    | 1                                     | 1        | No                |
| 9.     | Mr. Shiv Kumar Gupta  | 7                                     | 7        | Yes               |
| 10.    | Mr. Vinayak B Karanjikar                                      | 7                                     | 7        | No                |
| 11.    | Mr. Rajen Habib Khwaja (Appointed on 13.10.2017)              | 4                                     | 3        | No                |
| 12.    | Mrs. Sabita Pradhan (Appointed on 17.10.2017)                 | 4                                     | 1        | No                |
| 13.    | Dr. LVM Reddy (Appointed on 15.03.2018)                       | 1                                     | 1        | No                |
| 14.    | Ms. Kalpana Dubey<br>(Company Secretary & Compliance Officer) | 7                                     | 7        | Yes               |

## **6. COMMITTEES OF BOARD**

### **6.1 Audit Committee**

The terms of reference of the Audit Committee:

The Committee acts in accordance with the Terms of Reference as per Section 177 of Companies Act, 2013, Regulation 18 of SEBI (Listing Obligation and Disclosure Requirement) 2015 and Guidelines of Corporate Governance laid down by Department of Public Enterprises in May, 2010. The scope of the Committee is:

- A. The role of the Audit Committee shall include the following:
  1. Oversight of the company's financial reporting process and the disclosure of its financial information to ensure that the financial statements are correct, sufficient and credible;
  2. Recommendation for remuneration of auditors of the Company appointed by CAG of India;
  3. Approval of payment to statutory auditors for any other services rendered by the statutory auditors;
  4. Reviewing, with the management, the annual financial statements and auditor's report thereon before submission to the Board for approval, with particular reference to:
    - a. Matters required to be included in the Director's Responsibility Statement to be included in the Board's report in terms of clause (c) of sub-section 3 of section 134 of the Companies Act, 2013;
    - b. Changes, if any, in accounting policies and practices and reasons for the same;
    - c. Major accounting entries involving estimates based on the exercise of judgment by management;
    - d. Significant adjustments made in the financial statements arising out of audit findings;
    - e. Compliance with listing and other legal requirements relating to financial statements;
    - f. Disclosure of any related party transactions; and
    - g. Qualifications in the draft audit report.
5. Reviewing, with the management, the quarterly financial statements before submission to the Board for approval;
6. Reviewing, with the management, the statement of uses/application of funds raised through an issue (public issue, rights issue, preferential issue, etc.), the statement of funds utilized for purposes other than those stated in the offer document / prospectus / notice and the report submitted by the monitoring agency monitoring the utilization of proceeds of a public or rights issue, and making appropriate recommendations to the Board to take up steps in this matter;
7. Reviewing and monitoring the auditor's independence and performance, and effectiveness of audit process;
8. Approving initial or any subsequent modification of transactions of the Company with related parties;
9. Scrutiny of inter-corporate loans and investments;
10. Valuation of undertakings or assets of the Company, wherever it is necessary;
11. Evaluation of internal financial controls and risk management systems;
12. Reviewing, with the management, performance of statutory and internal

- auditors, adequacy of the internal control systems;
13. Reviewing the adequacy of internal audit function, if any, including the structure of the internal audit department, staffing and seniority of the official heading the department, reporting structure coverage and frequency of internal audit;
  14. Discussion with internal auditors of any significant findings and follow up there on;
  15. Reviewing the findings of any internal investigations by the internal auditors into matters where there is suspected fraud or irregularity or a failure of internal control systems of a material nature and reporting the matter to the Board;
  16. Discussion with statutory auditors before the audit commences, about the nature and scope of audit as well as post-audit discussion to ascertain any area of concern;
  17. Looking into the reasons for substantial defaults in the payment to depositors, debenture holders, shareholders (in case of non-payment of declared dividends) and creditors;
  18. Reviewing the functioning of the whistle blower mechanism;
  19. To review the follow up action on the audit observations of the CAG audit.
  20. To review the follow up action taken on the recommendations of Committee on Public Undertaking (COPU) of the Parliament.
  21. Provide an open avenue of communication between the statutory auditor, internal auditor and the Board of Directors.
  22. Review all related party transactions in the Company. For this purpose, the Audit Committee may designate a member who shall be responsible for reviewing related party transactions.
  23. Review with the statutory auditor the co-ordination of audit efforts to assure completeness of coverage, reduction of redundant efforts, and the effective use of all audit resources.
  24. Consider and review the following with the Statutory auditor and the management:
    - a. The adequacy of internal controls including computerized information system controls and security, and
    - b. Related findings and recommendations of the Statutory Auditor and Internal Auditor, together with the management response
  25. Consider and review the following with the management, internal auditors and the Statutory auditor:
    - a. Significant findings during the year, including the status of previous audit recommendation
    - b. Any difficulties encountered during audit work including any restrictions on the activities or access to required information.
  26. Noting the appointment of Chief Financial Officer (i.e., the whole-time finance Director or any other person heading the finance function or discharging that function);
  27. To take note for the appointment, and terms of appointment of the auditors of the Company; and
  28. Carrying out any other function as is mentioned in the terms of reference of the Audit Committee.

### Composition of Committee

The Composition of the Audit Committee is as under:

| Name of the Director   | Status   |
|--|----------|
| Mr. Shiv Kumar Gupta, Part-Time (Non-Official) Director      | Chairman |
| Mr. Vinayak B. Karanjikar, Part-Time (Non-Official) Director | Member   |
| Mr. A.P. Dwivedi, Part-Time (Official) Director              | Member   |

The Company Secretary acts as Secretary to the Committee.

The Audit Committee met five times during the Financial Year 2017-18 on:

13th June, 2017, 10th August, 2017, 7th September, 2017, 18th December, 2017 and 22nd January, 2018.

The attendance details of Meetings held during 2017-18 are as under:

| Name of the Member with Status  | Meetings held during their respective tenure | Attendance |
|---|--|------------|
| Mr. Shiv Kumar Gupta, Part-Time (Non-Official) Director, Chairman                 | 5  | 5          |
| Mr. K.K. Aggarwal, Part-Time (Official) Director, Member (Ceased on 08.03.2018)   | 5  | 3          |
| Mr. Vinayak Karanjikar, Part-Time Non-Official, Member                            | 5  | 5          |
| Mr. A.P. Dwivedi, Part-Time (Official) Director, Member (Appointed on 23.03.2018) | Nil  | Nil        |

Company Secretary RVNL acts as Secretary to this Committee and all meetings were attended by the Company Secretary.

## 6.2 Nomination and Remuneration Committee

### Scope of the Committee

In terms of provisions of section 178 of Companies Act, 2013 and Provisions of SEBI (LODR) Regulations 2015, your Company has a Committee of the board viz. '**Nomination and Remuneration Committee**'.

The terms of reference of the Nomination and Remuneration Committee consists of the following:

1. To decide Performance Related Pay ("PRP") for the Company subject to presence of

Independent Director on its Board.

2. Performing such other activities as may be delegated by the Board of Directors and/or are statutorily prescribed under any law to be attended to by the Nomination and Remuneration Committee.

### Composition of the Committee:

Nomination and Remuneration Committee was re-constituted by a resolution of the Board dated March 16, 2017, in compliance with Section 178 of the Companies Act, 2013, Regulation 19 of the SEBI Listing Regulations and DPE's guidelines on

Corporate Governance released in May 2010. The Company being a Government Company is exempted from compliance of the provisions of

section 178(2)/ (3)/ (4) vide Notification No. F.No.1/2/2014-CL. V dated 5-6-2015 issued by the Ministry of Corporate Affairs.

The Nomination and Remuneration Committee consists of:

| Name of the Director                                       | Status   |
|--|----------|
| Mr. Vinayak B. Karanjikar, Part-Time Non-Official Director | Chairman |
| Mr. S C Jain, Part-time official Director                  | Member   |
| Mr. Shiv Kumar Gupta, Part-Time Non-Official Director      | Member   |

Mrs. Gita Mishra, Director (Personnel) is permanent invitee for the meetings of the Committee.

Mr. Ajay Kumar, ED (HR) is Secretary to the Committee.

*Meetings and Attendance during the year:*

During 2017-18, two meetings of the Committee were held on 19.05.2017 & 22.01.2018

| Name of the Member with Status   | Meetings held during their respective tenure | Attendance |
|--|--|------------|
| Mr. Vinayak B. Karanjikar, Part-Time (Non-Official) Director, Chairman | 2  | 2          |
| Mr.S C Jain, Part-time (Official )Director, Member                     | 2  | 2          |
| Mr. Shiv Kumar Gupta, Part-Time (Non-Official) Director, Member        | 2  | 2          |

### 6.3 Corporate Social Responsibility Committee

Your company has a two Tier system for management and implementation of CSR and sustainability activities. Tier-I CSR Committee is a board level Committee. Tier-II Committee is a below board level Committee.

The Constitution of the Committee is in accordance with the provisions of Section 135 (1) of the Companies Act, 2013 read with the Corporate Social Responsibility Rules, 2014 and the revised DPE Guidelines on CSR and Sustainability.

The Composition of the Committee is as under:

| Name of the Director                                    | Status      |
|---|-------------|
| Mrs. Gita Mishra, Director (Personnel)                  | Chairperson |
| Mr. Vijay Anand, Director (Projects)                    | Member      |
| Mr. Shiv Kumar Gupta, Director Part-Time (Non-Official) | Member      |

The scope of the CSR Committee is as under:

- (a) formulate and recommend to the Board, a Corporate Social Responsibility Policy which shall indicate the activities to be undertaken by the Company specified in Schedule VII;
- (b) recommend the amount of expenditure to be incurred on the activities referred to in clause(a); and

- (c) monitor the Corporate Social Responsibility Policy and programmes of the Company from time to time.

#### *Meetings and attendance of the Committee*

The Committee met Five times during the year on: 19th May, 2017, 11th August, 2017, 16th October, 2017, 18th December, 2017 and 12th March, 2018

| Name of the Member with Status  | Meetings held during their respective tenure | Attendance |
|---|--|------------|
| Mrs. Gita Mishra, Director (Personnel), Chairperson                         | 5  | 5          |
| Mr. Ashok K Ganju, Director (Finance), Member (Superannuated on 31.10.2017) | 3  | 3          |
| Mr. Vijay Anand, Director (Projects), Member                                | 5  | 5          |
| Mr. Shiv Kumar Gupta, Director Part-Time (Non-Official), Member             | 5  | 5          |

#### **6.4 Stakeholder Relationship Committee**

Stakeholders' Relationship Committee was constituted by a resolution of the Board dated December 18, 2017. The scope and function of the Stakeholders' Relationship Committee is in

accordance with section 178 of the Companies Act, 2013 and Regulation 20 of the SEBI (LODR) Regulations, 2015.

The Stakeholders' Relationship Committee consists of:

| Name of the Director                                 | Status   |
|--|----------|
| Mr. R.H. Khwaja Part-Time Non-Official Director      | Chairman |
| Mrs. Sabita Pradhan, Part-Time Non-Official Director | Member   |
| Mr. Arun Kumar, Director (Operations)                | Member   |

No meeting of Committee was held during the period under review.

Terms of reference of the Stakeholders' Relationship Committee are:

1. Considering and resolving grievances of shareholders', debenture holders and other security holders;
2. Redressal of grievances of the security holders of the Company, including
3. Allotment of Equity Shares, approval of transfer or transmission of Equity Shares, debentures or any other securities;
4. Issue of duplicate certificates and new certificates on split/ consolidation/ renewal, etc.; and

complaints in respect of allotment of Equity Shares, transfer of Equity Shares, non-receipt of declared dividends, balance sheets of the Company, etc.;

5. Carrying out any other function contained in the Securities and Exchange Board of India (Listing Obligations and Disclosure Requirements) Regulations, 2015 as and when amended from time to time.

#### **Risk Management Committee**

Risk Management Committee was re-constituted by a resolution of the Board dated March 23, 2018 in compliance with Regulation 21 of the SEBI (LODR) Regulations, 2015.

| <b>Name of the Director</b>                   | <b>Status</b> |
|---|---------------|
| Mr. Vijay Anand, Director (Projects)          | Chairman      |
| Mr. Arun Kumar, Director (Operations)         | Member        |
| Mrs. Gita Mishra , Director (Personnel)       | Member        |
| Mr. A. K. Choudhary (Chief Financial Officer) | Member        |
| Mr. S. K. Dhiman (Chief Risk Officer)         | Member        |

The terms of reference of the Risk Management Committee consist of the following:

1. Ensure key risks exposure are brought down to acceptable levels and suggest newer approaches/ methodologies for managing risks
2. Recommend training programs for staff with specific risk management responsibilities
3. Review and approve the risk assessment report including selection of critical risks to be put before the Board of Directors and Audit Committee.
4. To review and assess the risk management system and policy of the Company from time to time and recommend for amendment or modification thereof;
5. To frame and devise risk management plan and policy of the Company;
6. To review and recommend potential risk involved in any new business plans and processes;
7. To obtain outside legal or other professional advice whenever required.
8. To secure attendance of outsiders with relevant expertise, if it considers necessary.
9. Any other similar or other functions as may be laid down by Board from time to time. Any other role assigned for the Committee due to changes/modification in the Companies Act, 2013, SEBI Regulations & DPE Guidelines.
10. Ensure compliance with Risk Management Policy.
11. Review adequacy and effectiveness of business risk management.
12. Review the organization wide risk portfolio and consider it against the risk appetite.
13. Suggest improvements to risk management techniques and lift management awareness.
14. Provide updates to Board through the Audit Committee on the current risk management procedures and status of key risks.

#### **Independent Directors Meeting**

In terms of provisions under the code of independent directors under Companies Act, 2013 and SEBI (LODR) Regulation 2015, the Independent Directors are required to meet at least once in a Financial year. Accordingly, a meeting of Independent Directors of Company was held on 30th August 2017 without the presence of Chairman and Managing Director, Functional, Government Directors and the management Team. The Meeting was attended by all the independent

directors as existed on the date of the meeting.

The minutes of the said meeting of Independent Directors was placed in the meeting of Board of Directors.

## **7. CODE OF BUSINESS CONDUCT AND ETHICS**

The Code of Business Conduct and Ethics as prepared in accordance with the guidelines on Corporate Governance released by Department of Public Enterprises is posted on the website of the Company, [www.rvnl.org](http://www.rvnl.org).

The Compliance of the Code of Conduct has been affirmed on the basis of confirmation received from all the Board members and senior management personnel for the financial year 2017-18. A declaration to this effect, duly signed by the Chairman and Managing Director is placed at

**Annexure B-1** and forms part of this report.

## **8. SUBSIDIARY INFORMATION**

High Speed Rail Corporation of India Limited is a 100% wholly owned subsidiary Company of RVNL. Chapter 6 of the guidelines issued by Department of Public Enterprises in May 2010 on Corporate Governance covers only those subsidiaries, whose turnover or net worth is not less than 20% of the turnover/networth of the Holding Company. Since, the turnover / networth of HSRC did not exceed 20% of the turnover or net worth of RVNL (Holding Company) during 2017-18, HSRC is not a 'subsidiary' under the above-mentioned DPE's guidelines. Therefore, provisions relating to Subsidiary Companies are not applicable to RVNL. However, the minutes of the Board meetings of HSRC, subsidiary of RVNL are invariably placed before the Board of Directors of RVNL.

## **9. GENERAL BODY MEETINGS**

The details relating to date, time, venue of the last three Annual General Meetings of the Company are placed below:

| Year    | AGM  | Date       | Time      | Venue                       | Special Resolution passed |
|---------|------|------------|-----------|-----------------------------|---------------------------|
| 2016-17 | 14th | 22.09.2017 | 1200hrs   | Committee Room, Rail Bhawan | Yes                       |
| 2015-16 | 13th | 22.09.2016 | 1030hrs   | Committee Room, Rail Bhawan | No                        |
| 2014-15 | 12th | 22.09.2015 | 1230 hrs. | Committee Room, Rail Bhawan | No                        |

## **10. DISCLOSURES**

- The Company has not entered into any significant related party transactions with the Directors or their relatives (Disclosure made by Directors individually pursuant to section 188 of Companies Act, 2013) having potential interest with the Company at large.
- The Company has not been imposed a penalty by any statutory authority owing to non-compliance under any law, during the last three years.
- The Company has complied with the guidelines on Corporate Governance issued by Department of Public Enterprises (DPE) released in May 2010. RVNL has been including a Report on Corporate Governance and Management Discussion and Analysis Report in its Directors Report since 2007-08. The compliance to these Guidelines was also reflected in the Chairman's speech delivered at the last Annual General Meeting of the Company held on 22.09.2017.

- The Company has not received any Presidential directive during the financial year 2017-18.
- All items of expenditure debited in the Books of Accounts of RVNL are for the purpose of project execution entrusted to RVNL and are related to project expenditure.
- There are no personal expenses incurred for the Board of Directors except which are as per terms of appointment as contractual obligations.
- Details of Administrative and office expenses as a percentage of total expenses vis-à-vis financial expenses—The principles of allocation of administrative expenses in RVNL are approved by the Audit Committee. After excluding the turnover from expenditure incurred by Zonal Railways, expenditure on PMC etc. the net management fee on direct expenditure is 8.21%. The percentage of administrative expenses to direct expenses in 2017-18 was 2.80%. This was on account of the increased availability of funds and achievement of higher turnover at the end of the year, without the commensurate growth in manpower.
- Your Company has filed the report on Corporate Governance with the Ministry of Railways and Department of Public Enterprises within the stipulated time.
- The Company has set up a Risk Management Committee under the chairmanship of a Functional Director. The Committee meets on a quarterly basis and the recommendations of the Committee are put up to Board of Directors at regular intervals.
- Audit Qualifications—The Company has been putting all efforts towards ensuring a regime

of unqualified financial statements and there have been no significant qualifications.

- Whistle Blower Policy- RVNL, being a Government Company under Ministry of Railways, is covered by the Chief Vigilance Commission (CVC) and as per CVC guidelines, a mechanism is established for all its employees and clients to report on any unethical behaviour, actual or suspected fraud to the CVC or the Chairman and Managing Director directly. However, to encourage best Corporate Governance practices within the Company, a Whistle-blower Policy of RVNL has been prepared and after approval of the Board of Directors, is placed on the Company's website, [www.rvnl.org](http://www.rvnl.org).

No employee has been denied access to the Audit Committee of the Board of Directors.

#### **11. CMD/CFO CERTIFICATION**

The certificate duly signed by Mr. S.C. Agnihotri, Chairman and Managing Director {CMD} and Mr. Ashok Kumar Choudhary, Chief Financial Officer {CFO} as presented to Board of Directors, is annexed as **Annexure B-2** to the report.

#### **Rating on Corporate Governance by Department of Public Enterprises**

Department of Public Enterprises has rated RVNL as "Excellent" under the category of Corporate Governance during 2016-17. On the basis of self-evaluation of achievement of sector specific targets in the MoU, it is expected that RVNL will achieve an "Excellent" rating for 2017-18 also.

#### **12. GENERAL INFORMATION FOR SHAREHOLDERS**

##### **12.1 Means of Communication**

Apart from the Annual Reports which are sent to shareholders before the Annual General Meeting,

the periodical information(s) on the physical and financial progress of the Company are regularly submitted to Ministry of Railways, the sole shareholder of RVNL.

The audited annual financial results and Annual Report are displayed on RVNL's website, [www.rvnl.org](http://www.rvnl.org). Tenders of various departments, details of tenders/contracts awarded, physical and financial Plan of RVNL along with other official news releases are also uploaded on the website of RVNL and the Central Public Procurement Portal of Government of India.

The policies and plans framed under Corporate Governance, viz., Code of Business Conduct, Whistle Blower Policy and CSR Policy are placed on the Company's website. The information uploaded on the website of RVNL is updated from time to time according to the information provided.

## 12.2 Annual General Meeting of the Current Year

|       |   |
|-------|---|
| Date  | : 18th September, 2018  |
| Time  | : 1100 hrs.   |
| Venue | : Committee Room (Room No. 237), 2nd Floor, Rail Bhawan, New Delhi-110001 |

## 12.3 Record Date for payment of dividend

The record date for the payment of Dividend would be Date of Annual General Meeting. Dividend declared is paid within 5 days of declaration.

## 12.4 Distribution of Shareholding

| Category   | No. of shares held | % of share holding |
|--|--------------------|--------------------|
| Central Government (Ministry of Railways) in the name of President of India and its nominees | 2085020100         | 100                |
| <b>Total</b>   | <b>2085020100</b>  | <b>100</b>         |

## 12.5 Plant Location/ Operation Units

RVNL does not have plant locations or operating units but has its Project Implementing Units in more than fifteen States across the Country. A list of the units has been mentioned in the Report.

## 12.6 Transfer of Shares

Transfer of shares is normally technical in nature from one government nominee shareholder to another upon change in incumbency, as the entire paid-up share capital of the Company is held by Government of India (Ministry of Railways). To effect the transfer, Company Secretary has been authorized and no transfer is pending.

In view of the proposed listing of the Company on account of Disinvestment of Government of India shareholding in the Company, all the physical shares of President of India and its nominees have been Dematerialized. M/s Alankit Assignments Limited has been appointed as Registrar and Share transfer agent (R&TA).

## 13. TRAINING OF BOARD MEMBERS

In this regard, pursuant to clause 3.7 of the guidelines released by Department of Public Enterprises on Corporate Governance, the Company has framed a Training Policy for Board of Directors of RVNL, duly approved by the Board of Directors. The Policy is also posted on the Company's website, [www.rvnl.org](http://www.rvnl.org).

RVNL also takes initiatives to train its Board members about RVNL's profile, business parameters, etc. All the relevant issues and significant developments related to the working of RVNL are imparted to part-time Directors {(official) and (non-official), as the case may be} by the management of RVNL from time to time. The documents related to the Company including Annual Reports, Memorandum and Articles of Association, MoU between RVNL and Ministry of

Railways etc are provided to them as per requirement.

Director(s) are nominated on training programmes organized by DPE & SCOPE from time to time.

#### **14. COMPLIANCE ON CORPORATE GOVERNANCE**

This report duly complies with the legal

requirements in respect of data to be disclosed in the Corporate Governance Report.

A Certificate obtained from a Practicing Company Secretary regarding compliance of the conditions of Corporate Governance in accordance with the guidelines issued by Department of Public Enterprises has been included as **Annexure- B-3** to the Report.

## 15<sup>th</sup> ANNUAL GENERAL MEETING



**Annexure “B-1”**

**Declaration by Chairman and Managing Director regarding compliance with the Code of Conduct by Board Members and Senior Management for the Financial Year 2017-18**

I, S.C. Agnihotri, Chairman and Managing Director, Rail Vikas Nigam Limited, do hereby declare that all the members of the Board of Directors and the Senior Management team of the Company have affirmed their compliance with the Code of Conduct and key values of the Company during 2017-18.

**Place: New Delhi**

**Date: 30.06.2018**

**Sd/-**

**(S.C. Agnihotri)**

**Chairman and Managing Director**

**Chairman and Managing Director and Finance Head Certification**

We have reviewed financial statements and the cash flow statement for the financial year 2017-18 and to the best of our knowledge and belief:

- i) These statements do not contain any materially untrue statement or omit any material fact or contain statements that might be misleading;
- ii) These statements together present a true and fair view of the Company’s affairs and are in compliance with existing accounting standards, applicable laws and regulations.
- iii) There are, to the best of our knowledge and belief, no transactions entered into by the Company during the year which are illegal or violative of the Company’s code of conduct.
- iv) We accept responsibility for establishing and maintaining internal controls for financial reporting and that we have evaluated the effectiveness of the internal control systems of the Company pertaining to financial reporting. We have disclosed, to the auditors and the Audit Committee, deficiencies in the design or operation of such internal controls of which we are aware and the steps we have taken or propose to take or rectify these deficiencies.
- v) We have discussed with the auditors and the Audit Committee
  - (a) Significant changes in internal control over financial reporting during the year.
  - (b) Significant changes in accounting policies during the year, and that the same have been disclosed in the notes to the financial statements; and
- vi) There was no instance of significant fraud of which we are not aware nor there has been involvement of management or an employee having significant role in the Company’s under internal control system over financial reporting.

**Sd/-**  
**S.C. Agnihotri**  
**Chairman and Managing Director**

**Sd/-**  
**A.K. Choudhary**  
**Chief Financial Officer**

**Place: New Delhi**

**Date: 08.08.2018**

**Annexure “B-3”**

**VINOD KUMAR & CO.**

**Company Secretaries**

**CS Vinod Kumar M.Com, FCS, LL.B.**

833, 9th Floor, West End Mall, District Centre, Janakpuri, New Delhi - 110058  
CELL NO. 9212477250. 8800497844, vkaneja2001@gmail.com, fcsvinod@gmail.com  
PNB ACCOUNT NUMBER 0120002100742799, IFS CODE : PUNB0152200  
PAN :- AGEPA2325G

**CERTIFICATE OF COMPLIANCE**

**WITH THE CONDITIONS OF CORPORATE GOVERNANCE IN ACCORDANCE WITH GUIDELINES  
ON CORPORATE GOVERNANCE ISSUED BY DEPARTMENT OF PUBLIC ENTERPRISES**

To

The Members of

RAIL VIKAS NIGAM LIMITED

CIN: U74999DL2003GOI18633

1<sup>st</sup> Floor, August Kranti Bhawan, Bhikaji Cama Place,  
R.K. Puram, New Delhi-110066

The Certificate is in respect of the Compliance of the conditions of corporate governance as issued by the Department of Public Enterprises on 14<sup>th</sup> May 2010, RAIL VIKAS NIGAM LIMITED, a Government Company under the Companies Act, 2013, for the year ended 31<sup>st</sup> March, 2018, as stipulated in the Company's code on corporate governance.

We have studied the Report on Corporate Governance of the said Company as approved by its Board of Directors. We have also examined the relevant records and documents maintained by the Company and furnished to us for our review in this regard.

The compliance of conditions of Corporate Governance is the responsibility of the management. Our examination was limited to a review of procedures and implementation thereof adopted by the Company for ensuring the compliance of the conditions of Corporate Governance. It is neither an audit nor an expression of opinion on the financial statement of the Company.

We comment that such compliance is neither an assurance as to the future viability of the Company nor the efficiency or effectiveness with which the Management has conducted the affairs of the Company.

In our opinion and to the best of our information and on the basis of our review and according to the information and explanations given to us, we certify that the Company has complied with the mandatory requirements of Corporate Governance as stipulated in Company's code of corporate governance in all material respects.

**FOR VINOD KUMAR & CO.  
COMPANY SECRETARIES**

**Places: New Delhi**

**Dated: 26.06.2018**

**Sd/-**

**CS VINOD KUMAR  
(CP 5740 FCS 5740)**

## Corporate Social Responsibility

### CSR Policy

In accordance with Section 135 of the Companies Act, 2013 and guidelines issued by Department of Public Enterprises (DPE), RVNL has formulated its CSR Policy duly approved by the Board of Directors (BoD) of RVNL in October 2014. The CSR policy has been uploaded on RVNL’s website.

### Aims & Objectives

CSR and Sustainability activities are being implemented to meet the following broad objectives underlined in the Policy:

- Implementation in project/ program mode
- Focus on periphery of project areas of RVNL
- Thrust areas of education, health care and sanitation
- Inclusive growth of society with emphasis on development of weaker sections of society and in the backward districts of the country

### Strategic Partners

RVNL has entered into a long term MoU with National CSR Hub, Tata Institute of Social Sciences, Mumbai (TISS) since 2011 for providing necessary professional support in implementation of CSR activities of RVNL.

RVNL is utilizing the services of National CSR Hub empaneled NGOs and specialized external agencies, like, Ramakrishna Mission, TERI and Sulabh International who have necessary capability, expertise & established track record in undertaking CSR projects apart from involvement of the field level Committees for close monitoring, evaluation and feedback.

### Reporting & Disclosures

A comprehensive report on CSR activities of RVNL has been made in the 14th Annual Report of RVNL for the year 2016-17. All information related to CSR are being uploaded on regular basis on RVNL’s website <http://www.rvnl.org> under a separate head of CSR since 2013.

### Organizational Structure

As per the approved CSR Policy, RVNL has put in place a two tier organizational structure to steer the CSR agenda of RVNL.

| Tier | Structure                  |
|------|----------------------------|
| I    | CSR Committee of the Board |
| II   | CSR Committee PIU Level    |

### CSR Committee of the Board<sup>1</sup>

The CSR Committee of the Board comprises the following members:

- Mrs. Gita Mishra, Director (Personnel), Chairperson
- Mr. Vijay Anand, Director (Projects), Member
- Mr. Shiv Kumar Gupta, Independent Director, Member

The Committee is assisted by Executive Director (Mech) who is the Nodal Officer for implementation of CSR in RVNL.

### CSR Committee PIU Level

CSR Committees at the field level are headed by Chief Project Manager (CPM) of Project Implementation Units (PIU).

1. The Committee was approved vide Item No 7/16(A) in the 77th Meeting of the BoD of RVNL held on 24.05.2016 and uploaded on RVNL’s website.



RAMAKRISHNA MATH  
&  
RAMAKRISHNA MISSION SEVASHRAMA  
VRINDAVAN, MATHURA, U.P., INDIA

NURSES  
A VOICE TO LEAD  
LOCAL TIES & HUMAN RIGHTS

RAMAKRISHNA MISSION SEVASHRAMA  
CHARITABLE HOSPITAL & SCHOOL OF NURSING  
CELEBRATION OF  
INTERNATIONAL NURSES DAY  
Saturday, 12<sup>th</sup> MAY, 2018

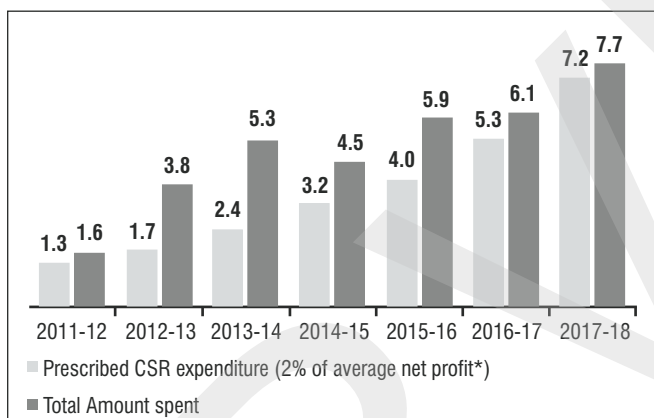
CSR ACTIVITIES

### Committee Meetings

During the year 2017-18, the CSR Committee of the Board held five meetings on 19.05.2017, 11.08.2017, 16.10.2017, 18.12.2017 and 12.03.2018.

### Budget & Expenditure

During the financial year 2017-18, ₹ 7.67 crore has been spent on CSR activities, which is 2.12% of average net profit made during the three immediately preceding financial years.



Out of a total CSR expenditure of ₹ 7.67 crore for 2017-18, 97.4% expenditure is on CSR projects and balance 2.6% expenditure is due to professional charges made to National CSR Hub (TISS).

During the last seven-year period FY 2011-18, RVNL has spent ₹ 35 crore on CSR activities, which is 2.8% of average net profit.

### CSR Projects

The status of various CSR projects implemented during the year 2017-18 is briefly discussed hereunder.

#### Sector: Education

#### 1 EDUCATION AND DEVELOPMENT OF UNDERPRIVILEGED DIFFERENTLY ABLED CHILDREN

The CSR project is being implemented in the backward District of South 24 Paraganas in the State of West Bengal by the Institute for the Handicapped and Backward People (IHBP), Kolkata. A total amount of ₹ 1.55 crore has been spent during six year period (FY 2012-18) and out of which, ₹ 26.62 lakhs was spent in the current year.

IHBP, a National CSR Hub empanelled NGO, is dedicated to the cause of education and development of underprivileged differently abled children. The CSR project is in the periphery of Joka-BBD Bagh new metro line construction project of RVNL being executed by PIU Kolkata.

National CSR Hub approved the project report, prepared by IHBP, on 29.02.2012. The CSR Committee sanctioned the project on 06.03.2012. Implementing agency was appointed on 28.03.2012 (date of signing of MoU). CSR project commenced on 01.04.2012. Project monitoring is being done by Kolkata PIU CSR Committee.

One hundred under privileged differently abled children (56 boys & 44 girls; 20% SC/ST, 26% OBC and Minority community) having three types of disabilities, namely, 38 hearing impaired children (19 boys and 19 girls), 54 mentally challenged children (35 boys and 19 girls) and 8 children with cerebral palsy (2 boys and 6 girls) have been covered in the project.

Education and development of these children are done under the close supervision of well-qualified and trained teachers with student to teacher ratio of 10:1 for hearing impaired, 6:1 for mentally challenged, 3:1 for cerebral palsy and dedicated support staff.

Children are provided with uniforms, books, stationary, educational kits, medical aid, nutritious

meal, speech and occupational therapy. From the feedback obtained from parents, it is seen that parents are satisfied with the progress of the children and these children have immensely benefited with overall improvement in education, awareness and comprehension.

**Extract of National CSR Hub (TISS) Report March 2018<sup>2</sup>**

*Under this CSR project, IHBP is providing quality education and training to 100 differently abled underprivileged children in a special school. IHBP is totally dependent on RVNL for financial support to the institute and its activities. The importance of this CSR project can be realised as it has directly benefited differently abled underprivileged children from socially and economically backward sections of society.*

*During interaction with parents, the importance of the project could be realized. Parents conveyed their request for continuation of support as they are very happy with the performance and progress of their children who are moving towards self-dependent stage.*

*In view of a very positive feedback and impact the project has generated among the stakeholders, the audit team is of the opinion that RVNL should continue this CSR project for the betterment of the differently abled underprivileged children in the backward District and should continue this project for its sustainability on the long run.*

## **2 EDUCATIONAL SUPPORT TO UNDERPRIVILEGED CHILDREN AND HEALTH SUPPORT**

The CSR project is being implemented in the backward District of South 24 Paraganas in the State of West Bengal by Ramakrishna Math, Naora and covers a population of about 85,000 people comprising 35% SC/ST and 56% Minority

community in three Gram Panchayats of Bhangar Block comprising 52 villages. A total amount of ₹ 3.98 crore has been spent during six-year period (FY 2012-18) and out of which, ₹ 83 lakhs was spent in the current year.

The CSR project is in the periphery of Joka-BBD Bagh new metro line construction project of RVNL being executed by PIU Kolkata. NCSR Hub approved the project on 19.06.2012. The CSR Committee sanctioned the project on 22.08.2012. Implementing agency was appointed on 27.08.2012 (date of signing of MoU). CSR project commenced on 01.10.2012. Project monitoring is being done by Kolkata PIU CSR Committee.

400 under privileged children (189 boys and 211 girls; 78% SC/ST, 21% OBC and Minority community) are given free coaching, spoken English classes, computer and physical training, sports, yoga, music etc for 6 days in a week for overall development of the children at 4 centers, namely, Naora, Behulabari, Mulchutki and South Ishwaripur. These children are provided with uniforms, school bags, books, stationary, nutritious meal etc. The teachers taking the tuition classes follow the same course pattern as followed in the school. A group of local women prepares the nutritious food provided to the children. From the feedback obtained from parents, it is seen that parents are extremely satisfied with the overall development of the children.

Health support is provided by a team of qualified doctors and medical staff along with free medicines including homeopathy and ayurvedic at Naora dispensary, which is equipped with facilities for Dental, ENT, Ophthalmology, pathological tests. Medical service is also rendered through mobile medical van and health awareness camps at Behulabari, Gangacheri, Rajendrapur,

2. Impact Assessment and Mid-term evaluation of CSR activities in 2017-18 by NCSR Hub (TISS) and uploaded on RVNL's website

Malampota, Bhojati, Khargachi, Shankshar and Ishwaripur.

During 2017-18, average 2,300 patients were treated in a month (600 male, 1,310 female and 390 children; 30% SC/ST, 63% OBC and Minority community). Needy people from the villages have immensely benefited from the health support provided to them.

**Extract of National CSR Hub (TISS) Report March 2018<sup>3</sup>**

*The audit team believes that this CSR project is very special in nature as beneficiaries are underprivileged children from SC/ ST category in the backward district who are also the first generation learners. The CSR project could directly target and impact the lives of intended beneficiaries from underprivileged communities in a short time frame whereas government sponsored projects takes long time.*

*The CSR project has led to all round development and value education to 400 under privileged children and provided primary health care services to the population of about 85,000 people belonging to underprivileged and weaker sections of society in the backward District.*

*In view of a very positive feedback and impact the program has generated among the stakeholders, the audit team is of the opinion that RVNL should continue this CSR project for the betterment of the underprivileged children and people in the backward District and should continue this project for its sustainability on the long run.*

### **3 HOSTEL FACILITIES FOR 120 GIRL NURSING STUDENTS**

The CSR project has been successfully completed in Ramakrishna Mission Sevashrama School of Nursing, Vrindaban, in Mathura District of Uttar Pradesh. His Excellency, Governor of Uttar Pradesh Shri Ram Naik inaugurated the Hostel facilities on 24th September 2016. CSR project was implemented by Ramakrishna Mission

Sevashrama, Vrindaban. Out of the total project cost of ₹ 5.56 crore (FY 2016-18), RVNL and Tata Trust's contributions are ₹ 3.98 crore and ₹ 1.17 crore respectively. An amount of ₹ 1.98 crore was spent in the current year.

The CSR project is in the periphery of Mathura-Jhansi third line project of RVNL being executed by PIU Delhi. CSR Committee of the Board sanctioned the project on 03.02.2016. Implementing agency was appointed on 26.02.2016 (date of signing of MoU). Project monitoring was done by Delhi PIU CSR Committee.

Ramakrishna Mission Sevashrama Charitable Hospital at Vrindaban is a 210-bedded multi-disciplinary general hospital treating about four lakh patients in a year from poor and under privileged background. Started in 1981, Ramakrishna Mission Sevashrama School of Nursing at Vrindaban, recognized by the UP State Medical faculty and the Indian Nursing Council, offers a diploma in General Nursing and Midwifery three year course to 40 girl students every year. The school provides free education, boarding and lodging to all students from poor and under privileged sections of society.

CSR project entailed construction of a 120-bedded fully furnished Nivedita Nurses Hostel and provided with modern amenities and facilities. At present 119 girl students (19% SC/ST, 47% OBC and Minority community) are residing in the hostel.

**Extract of National CSR Hub (TISS) Report March 2018**

*The audit team after its study and impact assessment of the CSR project concludes that the hostel with modern facilities and providing a safe, secure and comfortable stay for girl students pursuing nursing course, is a model worthy for emulating. There is a strong sense of attachment among students residing in the hostel.*

## **Sector: Health Care**

### **4 180 BEDDED HOSPITAL FACILITIES FOR TREATMENT OF FEMALE AND CHILD PATIENTS**

The CSR project is being implemented by Ramakrishna Mission Sevashrama (RKMS) Vrindaban. The total cost of project is ₹ 12.38 crore (FY 2017-20), out of which RVNL's contribution is ₹ 9 crore and balance from donations received by RKMS. An amount of ₹1 crore has been spent in the current year.

The CSR project is in the periphery of Mathura-Jhansi third line project of RVNL being executed by PIU Delhi. CSR Committee of the Board sanctioned the project on 18.12.2017. Implementing agency was appointed on 28.12.2017 (date of signing of MoU). Project monitoring is being done by Delhi PIU CSR Committee.

Ramakrishna Mission Sevashrama Charitable Hospital established in 1907 at Vrindaban is a 240-bedded multi-disciplinary general hospital treating about five lakh patients in a year from poor and under privileged background.

The CSR project is reconstruction of dilapidated maternity, female and pediatric wards and augmentation of health facilities from 110 to 180 beds, labor room, emergency ward, radiology department, stores, mortuary etc to meet the increasing patient load. About 16,000 patients belonging to poor and deprived section of society will get indoor treatment annually.

## **Sector: Sanitation**

### **5 COMMUNITY TOILET BLOCKS UNDER NAMAMI GANGE AND SWACHH BHARAT MISSION**

The CSR project of providing community toilet blocks is being implemented in District Ghazipur in

the State of Uttar Pradesh under "Namami Gange and Swachh Bharat" mission by Sulabh International Social Service Organization. A total amount of ₹ 2.56 crore has been spent during three year period (FY 2015-18) and out of which, ₹ 31.24 lakhs was spent in the current year.

Shri Manoj Sinha, Hon'ble Minister of State of Railways inaugurated the community toilet blocks at Collector Ghat, Steamer Ghat, Shamshan Ghat on 26.03.2016; Lal Darwaja on 17.08.2016; Saidpur and Kargil Market on 09.10.2016 and Kachchari on 12.01.2018.

The CSR project is in the periphery of railway electrification project of Allahabad-Varanasi-Ghazipur-Chhapra being executed by PIU Varanasi. The CSR project was sanctioned by the CSR Committee of the Board on 06.08.2015 based on project report prepared by Sulabh. CSR project commenced on 17.08.2015. Implementing agency was appointed on 04.08.2015 (date of signing of MoU). Project monitoring is being done by Varanasi PIU CSR Committee.

The project entails construction of community toilet blocks with modern amenities and facilities comprising gents and ladies sections. Septic tanks, solar powered bore well, water tanks, LED lighting etc. along with upkeep and maintenance by Sulabh International for three years have been provided. About 14,000 persons inhabiting the banks of Ganges and belonging to poor strata of society are availing these toilet facilities daily.

#### **Extract of National CSR Hub (TISS) Report March 2018**

*The audit team was very satisfied that the toilet blocks constructed on near the riverbanks in Ghazipur District with superior quality are maintained very well. Toilets are cleaned after its use. These toilet blocks*

*have changed perception among local people about health and hygiene. Local people now prefer to use the toilets rather than going to the riverbank as it gives them both sense of security and hygiene.*

## **6 TOILET BLOCKS UNDER SWACHH BHARAT MISSION**

The CSR projects of providing toilet blocks under “Swachh Bharat” mission are being implemented at various locations:

1. Railway stations at Kanpur, Mathura, Haridwar, Yashwanthpur
2. Ramakrishna Mission Ashrama, Bhopal
3. Ramakrishna Mission, New Delhi
4. Ramakrishna Mission Vivekananda University, Belur
5. Ramakrishna Mission Ashrama, Narendrapur
6. Adhyatma Vidyapit Brahmachary ashram, Naimisaranya
7. Keshav Dham, Vrindaban

A total amount of ₹ 3 crore was spent in the current year. The CSR project entails construction of modern toilet blocks equipped with modern amenities and facilities.

## **Sector: Environment**

### **7 SOLAR LIGHTING SYSTEM IN SCHOOL, HOSTEL AND LIBRARY**

The CSR project of providing solar lighting system was successfully implemented in Vidya Mandir, Keshav Dham, Vrindaban, District Mathura in the State of Uttar Pradesh by TERI. The project was inaugurated on 06.12.2017 by Shri Laxmi Narayan Choudhary, Hon'ble Minister of Culture, Government of UP. A total amount of ₹ 38.70 lakhs was spent in the current year.

The project benefited 900 students and 35 teachers by improving learning environment of children in school, library and hostel premises. The project entails 25 kWp roof top solar plant with battery backup connection. Project monitoring was done by Delhi PIU CSR Committee.

#### ***Extract of National CSR Hub (TISS) Report March 2018***

*The solar lighting has proved very useful to the resident students. Solar lighting system has improved the access of the students to library and other parts of the campus at night.*

## Annual Report on CSR Activities

| S.No. | Item  | Compliance  |                        |
|-------|---|---|------------------------|
| 1     | A brief outline of the RVNL's CSR policy, including overview of projects or programs proposed to be undertaken and a reference to the web-link to the CSR policy and projects or programs | Discussed in detail in the Report and related web-link references on RVNL's website:<br><a href="http://www.rvnl.org/content.php?id=8">http://www.rvnl.org/content.php?id=8</a><br>1. <a href="#">CSR Policy of RVNL issued in October 2014</a><br>2. <a href="#">MoU with TISS dated 11.12.2017</a><br>3. Impact Assessment and Midterm evaluation of CSR activities in 2017-18 by NCSR Hub (TISS) |                        |
| 2     | The composition of the CSR Committee  | Discussed in detail in the Report and related web-link reference on RVNL's website:<br><a href="http://www.rvnl.org/content.php?id=8">http://www.rvnl.org/content.php?id=8</a><br><a href="#">Reconstitution of the CSR Committee of the Board vide Item No 07/16A of 77th Meeting of the BoD of RVNL held on 24.05.2016</a>  |                        |
| 3     | Average net profit (Profit Before Tax) of RVNL for last three financial years   | Year  | Profit Before Tax in ₹ |
|       |   | 2014-15   | 2,36,34,91,828         |
|       |   | 2015-16   | 3,63,65,47,312         |
|       |   | 2016-17   | 4,84,79,45,000         |
|       |   | Total   | 1084,79,84,140         |
|       |   | Average   | 3,61,59,94,713         |
| 4     | Prescribed CSR expenditure (2% of the amount as in item # 3 above)  | ₹7,23,19,894  |                        |
| 5     | Details of CSR spent during the financial year 2017-18  |   |                        |
| (a)   | Total amount to be spent for the financial year   | ₹7,67,34,917  |                        |
| (b)   | Amount unspent, if any  | Nil   |                        |
| (c)   | Manner in which the amount spent during the financial year is detailed below  |   |                        |

(Figure in ₹ Crore)

|  | 2011-12 | 2012-13 | 2013-14 | 2014-15 | 2015-16 | 2016-17 | 2017-18 | Total | Avg  |
|--|---------|---------|---------|---------|---------|---------|---------|-------|------|
| Average net Profit*                                    | 66.7    | 87.4    | 120.7   | 160.7   | 199.7   | 265.1   | 361.8   |       | 180  |
| Prescribed CSR expenditure (2% of average net profit*) | 1.3     | 1.7     | 2.4     | 3.2     | 4.0     | 5.3     | 7.2     | 25.2  | 3.6  |
| Total Amount Spent                                     | 1.6     | 3.8     | 5.3     | 4.5     | 5.9     | 6.1     | 7.7     | 35.0  | 5.0  |
| % Amount Spent on CSR over average net profit*         | 2.5%    | 4.4%    | 4.4%    | 2.8%    | 3.0%    | 2.3%    | 2.1%    |       | 2.8% |

\*Profit before Tax (PBT) for three preceeding Financial years.

## DETAILS OF EXPENDITURE ON CSR DURING THE FINANCIAL YEAR 2017-18

(Figure in ₹)

| No. | CSR Project or Activity identified                                      | Sector in which project is covered | Project or Program local Area, State, District where project was undertaken | Amount Outlay Project or program wise | Amount Spent on project or program - (1) Direct (2) overheads | Cumm Expenditure upto the reporting period | Amount Spent: Director or through Implementing agency    |
|-----|---|------------------------------------|---|---------------------------------------|---|--|--|
| (1) | (2)   | (3)                                | (4)   | (5)                                   | (6)   | (7)  | (8)  |
| 1   | Education & Development of under privileged differently abled children  | Education                          | Kolkata, District South 24 par aganas (West bengal)                         | 2,662,000                             | 2,662,000   | (1) 15,453,108                             | Institute for the Handicapped & Backward People, Kolkata |
| 2   | Educational Support to 400 under privileged children & Health support   | Education & Health Care            | Naora District South 24 par aganas (West bengal)                            | 8,300,000                             | 8,300,000   | (1) 39,797,316                             | Ramkrishna Math, Naora                                   |
| 3   | 180 Bedded Hospital Facilities for treatment of female & child patients | Health Care                        | Vrindavan, District Mathura (UP)  | 10,000,000                            | 10,000,000  | (1) 10,00,000                              | Ramkrishna Mission Serashrama, Vrindavan                 |
| 4   | Solar Lighting System in School, Hostel & Library                       | Environmental Sustainability       | Vrindaban, District Mathura (UP)  | 3,870,000                             | 3,870,000   | (1) 3,870,000                              | TERI, New Delhi  |
| 5   | Hostel Facilities for 120 Girl Nursing Students                         | Education                          | Vrindaban, District Mathura (UP)  | 19,850,054                            | 19,850,054  | (1) 39,850,054                             | Ramakrishna Mission Sevashrama, Vrindavan                |
| 6   | Toilet Blocks-Swachh Bharat   | Sanitation                         | Belur, District Howrah (West bengal)  | 4,350,000                             | 4,350,000   | (1) 4,350,000                              | Ramakrishna Mission Ashrama, University, Belur           |
| 7   | Toilet Blocks-Swachh Bharat   | Sanitation                         | Narendrapur, District South 24 paraganas (West bengal)                      | 8,729,000                             | 8,729,000   | (1) 8,729,000                              | Ramakrishna Mission Ashrama, Narendrapur                 |
| 8   | Toilet Blocks-Swachh Bharat   | Sanitation                         | New Delhi   | 1,608,500                             | 1,608,500   | (1) 1,608,500                              | Ramakrishna Mission New Delhi                            |
| 9   | Toilet Blocks-Swachh Bharat   | Sanitation                         | Central Railway Station, Kanpur (UP)  | 1,906,962                             | 1,906,962   | (1) 1,906,962                              | CPM Kanpur   |
| 10  | Toilet Blocks-Swachh Bharat   | Sanitation                         | Railway Station Haridwar (Uttarkhand)                                       | 1,147,079                             | 1,147,079   | (1) 1,147,079                              | CPM Rishikesh  |
| 11  | Toilet Blocks-Swachh Bharat   | Sanitation                         | Bhopal (MP)   | 1,400,000                             | 1,400,000   | (1) 1,400,000                              | Ramakrishna Mission Ashrama, Bhopal                      |
| 12  | Toilet Blocks-Swachh Bharat   | Sanitation                         | Railway Station Mathura (UP)  | 1,433,315                             | 1,433,315   | (1) 1,433,315                              | CPM Delhi  |
| 13  | Toilet Blocks-Swachh Bharat   | Sanitation                         | Railway Station Yashwanthpur (Karnataka)                                    | 1,968,014                             | 1,968,014   | (1) 1,968,014                              | CPM Bengaluru  |

(Figure in ₹)

| No. | CSR Project or Activity identified                   | Sector in which project is covered | Project or Program local Area, State, District where project was undertaken | Amount Outlay Project or program wise | Amount Spent on project or program - (1) Direct (2) overheads | Cumm Expenditure upto the reporting period | Amount Spent: Director or through Implementing agency |
|-----|--|------------------------------------|---|---------------------------------------|---|--|---|
| (1) | (2)  | (3)                                | (4)   | (5)                                   | (6)   | (7)  | (8)   |
| 14  | Toilet Blocks-Swachh Bharat                          | Sanitation                         | Naimsaranya, District Sitapur (UP)  | 1,911,895                             | 1,911,895 (1)   | 1,911,895                                  | CPM Lucknow   |
| 15  | Toilet Blocks-Swachh Bharat                          | Sanitation                         | Vrindaban, District Mathura (UP)  | 2,474,000                             | 2,474,000 (1)   | 2,474,000                                  | Keshav Dham Vrindaban                                 |
| 16  | Community Toilet Blocks-Namami Gange & Swachh Bharat | Sanitation                         | District Ghazipur (UP)  | 3,124,097                             | 3,124,097 (1)   | 25,565,514                                 | Sulabh International Social Service Organisation      |
| 17  | Professional charges to National CSR hub             |                                    |   | 2,000,000                             | 2,000,000 (2)   |  | Tata Institute of Social Sciences, Mumbai             |
|     | <b>Total</b>   |                                    |   | <b>76,734,917</b>                     | <b>76,734,917</b>   |  |   |

#### RESPONSIBILITY STATEMENT

The Responsibility Statement of the Corporate Social Responsibility of the Board of Directors of the Company is reproduced below:

"The implementation and monitoring of Corporate Social Responsibility (CSR) Policy, is in compliance with CSR objectives and Policy of the Company".

**Sd/-**  
**Gita Mishra**  
 (Chairperson, CSR Committee)

**Sd/-**  
**S.C. Agnihotri**  
 (Chairman and Managing Director)

**Date: 13.08.2018**

Annexure “D”

**P. C. Jain & Co.**

**(Company Secretaries)**

H.O.: 2382, 1st Floor, Sector-16,  
Faridabad-121002 (Delhi NCR)

Ph.: 0129-4043338, 9811078338

E-mail: info@cspcjain.com

Website: www.cspcjain.com

**Form No. MR-3**

**SECRETARIAL AUDIT REPORT**

FOR THE FINANCIAL YEAR ENDED 31<sup>ST</sup> March, 2018

[Pursuant to section 204(1) of the Companies Act, 2013 and rule

No. 9 of the Companies (Appointment and Remuneration of Management Personnel  
Rules, 2014)

To

**The Members,  
M/s Rail Vikas Nigam Limited.  
1<sup>st</sup> Floor, August Kranti Bhawan,  
Bhikaji Kama Place,  
New Delhi-110066**

Dear Sir(s),

We have conducted the Secretarial Audit of the compliance of applicable statutory provisions and the adherence to good corporate practices by **M/s. Rail Vikas Nigam Limited CIN: U74999DL2003GOI118633 (hereinafter called “the Company”)**. Secretarial Audit was conducted in a manner that provided us a reasonable basis for evaluating the corporate conducts/statutory compliances and expressing our opinion thereon.

Based on our verification of the books, papers, minute books, forms and returns filed and other records maintained by the Company and also the information provided by the Company, its officers, agents and authorized representatives during the conduct of secretarial audit, We hereby report that in our opinion, the Company has, during the audit period ended on 31st March, 2018 complied with the statutory provisions listed hereunder and also that the Company has proper board-processes and compliance-mechanism in place to the extent, in the manner and subject to the reporting made hereinafter:

We have examined the books, papers, minute books, forms and returns filed and other records maintained by the Company for the period ended on 31st March, 2018 according to the provisions of:

- (i) The Companies Act, 2013 (“the Act”) and the Rules made thereunder;
- (ii) The Securities Contracts (Regulation) Act, 1956 (‘SCRA’) and the Rules made thereunder; **(Not applicable during the period under review).**

- (iii) The Depositories Act, 1996 and the Regulations and Bye-laws framed thereunder.
- (iv) Foreign Exchange Management Act, 1999 and the Rules and Regulations made thereunder to the extent of Foreign Direct Investment, Overseas Direct Investment and External Commercial Borrowings.
- (v) The following Regulations and Guidelines prescribed under the Securities and Exchange Board of India Act, 1992 ('SEBI Act').
  - a. The Securities and Exchange Board of India (Substantial Acquisition of Shares and Takeovers) Regulations, 2011; **(Not applicable during the period under review).**
  - b. The Securities and Exchange Board of India (Prohibition of Insider Trading) Regulations, 1992; **(Not applicable during the period under review).**
  - c. The Securities and Exchange Board of India (Issue of Capital and Disclosure Requirements) Regulations, 2009;
  - d. The Securities and Exchange Board of India (Employee Stock Option Scheme and Employee Stock Purchase Scheme) Guidelines, 1989; **(Not applicable during the period under review).**
  - e. The Securities and Exchange Board of India (Issue and listing of Debt Securities) Regulations 2008; **(Not applicable during the period under review).**
  - f. The Securities and Exchange Board of India (Registrars to an Issue and Share Transfer Agents) Regulations, 1993 regarding the Companies Act, 2013 and dealing with client.
  - g. The Securities and Exchange Board of India (Delisting of Equity Shares) Regulations, 2009; **(Not applicable during the period under review).**
  - h. The Securities and Exchange Board of India (Buyback of Securities) Regulations, 1998; **(Not applicable during the period under review).**
- (vi) The Company has provided the certificate from different projects units stating that all legal compliances in respect of project workers are being made fully and timely Thus, the compliance observations related to applicable labour laws have been given on the basis of the certification.

We have also examined compliance with the applicable clauses of the following:

- i) Secretarial Standards issued by The Institute of Company Secretaries of India and notified by the Ministry of Corporate Affairs.
- ii) Being an unlisted company, no listing agreement is required to be entered with any Stock Exchange(s).

During the period under review the Company has complied with the provisions of the Act, Rules, Regulations, Guidelines, Standards, etc as mentioned above **except to the extent as mentioned below-**

***The composition of the Board of the Board of not in compliance with the Para 3.1.4 of the DPE Guidelines on Corporate Governance upto 16th October, 2017 as the Company did not have requisite number of Independent directors on its Board.***

**Ministry of Railways vide its Order no 2009/PL/52/1 dated 19th September, 2017 nominated two Independent Directors on the Board of RVNL, who were appointed as directors with effect from 17th October, 2017.**

**We further report that:**

- The Board of Directors of the Company, with effect from 17th October, 2017, is duly constituted with proper balance of Executive Directors and Non-Executive Directors. The changes in the composition of the Board of Directors that took place during the period under review were carried out in compliance with the provisions of the Act.
- Adequate notice is given to all directors to schedule the Board Meetings, agenda and detailed notes on agenda were sent at least seven days in advance, and a system exists for seeking and obtaining further information and clarifications on the agenda items before the meetings and for meaningful participation at the meeting.
- The decision in the meeting was passed unanimously hence no dissenting member's view was recorded to be the part of minutes.
- These are adequate systems and processes in the company commensurate with the size and operations of the Company to monitor and ensure compliance with applicable laws, rules, regulations and guidelines.
- we further report that during the audit period, no specific events actions were taken by the Company which have major bearing on the Company's affairs in pursuance of the act, rules, regulations, guidelines, standards etc. referred above except the following :

1. **In accordance with the directives dated 27.03.2018 as received from the Government of India, Ministry of Finance, Department of investment and Public Asset Management regarding disinvestment of equity capital, the Government of India has proposed to disinvest the shareholding of President of India to the extent of 10%+ employee share (to be conveyed by the CPSE through the Administrative Ministry) in the Company through Initial Public Offer (IPO).**

**P.C. JAIN & Co.**  
**Company Secretaries**  
**(FRN No. P2016HR051300)**

**Sd/-**

**(P. C. Jain)**  
**Partner**

**Date: 19th July, 2018**  
**Place : Faridabad**

**M. No: F-4103**  
**CP No: 3349**

**Note : This report is to be read with our letter of even date which is annexed as Annexure A and forms an integral part of this report.**

To,  
The Members,  
Rail Vikas Nigam Limited  
1st Floor, August Kranti Bhawan,  
Bhikaji Cama Place,  
New Delhi - 110066

Dear Sir (s),

Our Secretarial Audit Report for the financial year 2017-18 of even date is to be read along with this letter:

1. Maintenance of secretarial record is the responsibility of the management of the Company. Our responsibility is to express an opinion on these secretarial records based on our audit.
2. We have followed the audit practice and process as were appropriate to obtain reasonable assurance about the correctness of the contents of the secretarial records. The verification were done on the test basis to ensure that correctness facts are reflected in secretarial records. We believe that the procedure and practice, we followed provided a reasonable basis for our opinion.
3. We have relied on the correctness and appropriateness of financial records and Books of Accounts of the Company, based on audited and approved financials.
4. Wherever required, we have obtained the Management representation about the compliances of laws, rules, and the regulations and happening of events.
5. The Compliances of the provisions of Corporate and other specific laws, rules, regulations, standard are the responsibility of management. Our examination was limited to the verification of procedure on test basis.
6. The secretarial Audit Report is neither an assurance as the future viability of the Company nor the efficiency, effectiveness with which the management has conducted the affairs of the Company.

**P.C. JAIN & Co.**  
**Company Secretaries**  
**(FRN No. P2016HR051300)**

**Sd/-**

**(P. C. Jain)**  
**Partner**

**M. No: F-4103**  
**CP No: 3349**

**Date: 19th July, 2018**  
**Place : Faridabad**

**FORM NO. MGT 9**
**EXTRACT OF ANNUAL RETURN**
**as on financial year ended on 31.03.2018**
**Pursuant to Section 92 (3) of the Companies Act, 2013 and rule 12(1) of the Company (Management & Administration) Rules, 2014.**
**I REGISTRATION & OTHER DETAILS:**

|     |   |   |
|-----|---|---|
| i   | CIN   | U74999DL2003GOI118633   |
| ii  | Registration Date   | 24.01.2003  |
| iii | Name of the Company   | RAIL VIKAS NIGAM LIMITED  |
| iv  | Category/Sub-category of the Company  | GOVERNMENT COMPANY  |
| v   | Address of the Registered office & contact details                          | 1st Floor, August Kranti Bhawan,<br>Bhikaji Cama Place, R.K. Puram, New Delhi-110066. |
| vi  | Whether listed company  | Unlisted  |
| vii | Name , Address & contact details of the Registrar & Transfer Agent, if any. | N.A.  |

**II PRINCIPAL BUSINESS ACTIVITIES OF THE COMPANY**

All the business activities contributing 10% or more of the total turnover of the company shall be stated

| S. No. | Name & Description of main products/services  | NIC Code of the Product /service | % to total turnover of the company |
|--------|---|----------------------------------|------------------------------------|
| 1      | To create vital rail infrastructure and provide vital port linkage including the corridors connecting the port of Hinterlands |                                  | 100%                               |

**III PARTICULARS OF HOLDING , SUBSIDIARY & ASSOCIATE COMPANIES**

| S. No. | Name & Address of the Company             | CIN/GLN               | HOLDING/ SUBSIDIARY/ ASSOCIATE | % OF SHARES HELD(OF PAID UP CAPITAL) | APPLICABLE SECTION |
|--------|---|-----------------------|--------------------------------|--------------------------------------|--------------------|
| 1      | Kutch Railway Company Limited             | U45202DL2004PLC124267 | Associate                      | 50%                                  | Section 2(6)       |
| 2      | Bharuch Dahej Railway Company Ltd.        | U45203DL2006PLC155511 | Associate                      | 33.33%                               | Section 2(6)       |
| 3      | Krishnapatnam Railway Company Ltd.        | U45200TG2006PLC051378 | Associate                      | 30%                                  | Section 2(6)       |
| 4      | Haridaspur Paradip Railway Company Ltd.   | U45203OR2006PLC008959 | Associate                      | 37.25%                               | Section 2(6)       |
| 5      | Angul Sukinda Railway Limited             | U45203OR2009PLC010620 | Associate                      | 31.50%                               | Section 2(6)       |
| 6      | Dighi Roha Rail Limited                   | U74140DL2015PLC285745 | Associate                      | 50%                                  | Section 2(6)       |
| 7      | High Speed Rail Corporation of India Ltd. | U45204DL2012GOI239289 | Subsidiary                     | 100%                                 | Section 2(87)      |

**IV SHAREHOLDING PATTERN (Equity Share capital Break up as % to total Equity)**

| Category of Shareholders  | No. of Shares held at the beginning of the year |            |            |                   | No. of Shares held at the end of the year |            |            |                   | % change during the year |      |
|---|---|------------|------------|-------------------|---|------------|------------|-------------------|--------------------------|------|
|   | Demat   | Physical   | Total      | % of Total Shares | Demat                                     | Physical   | Total      | % of Total Shares |                          |      |
| <b>A. Promoters</b>   |   |            |            |                   |   |            |            |                   |                          |      |
| (1) Indian  |   |            |            |                   |   |            |            |                   |                          |      |
| a) Individual/HUF   |   |            |            |                   |   |            |            |                   |                          |      |
| "b) Central Govt. or State Govt."   |   | 2085020100 | 2085020100 | 100%              |   | 2085020100 | 2085020100 | 100%              | N.A.                     | N.A. |
| c) Bodies Corporates  |   |            |            |                   |   |            |            |                   |                          |      |
| d) Bank/Fl  |   |            |            |                   |   |            |            |                   |                          |      |
| e) Any other  |   |            |            |                   |   |            |            |                   |                          |      |
| <b>SUB TOTAL: (A) (1)</b>   |   | 2085020100 | 2085020100 | 100%              |   | 2085020100 | 2085020100 | 100%              | N.A.                     | N.A. |
| <b>(2) Foreign</b>  |   |            |            |                   |   |            |            |                   |                          |      |
| a) NRI- Individuals   |   |            |            |                   |   |            |            |                   |                          |      |
| b) Other Individuals  |   |            |            |                   |   |            |            |                   |                          |      |
| c) Bodies Corp.   |   |            |            |                   |   |            |            |                   |                          |      |
| d) Banks/Fl   |   |            |            |                   |   |            |            |                   |                          |      |
| e) Any other...   |   |            |            |                   |   |            |            |                   |                          |      |
| <b>SUB TOTAL (A) (2)</b>  | 0   | 0          | 0          | 0                 | 0   | 0          | 0          | 0                 | 0                        | 0    |
| <b>"Total Shareholding of Promoter (A) = (A)(1) + (A)(2)"</b>                       |   | 2085020100 | 2085020100 | 100%              |   | 2085020100 | 2085020100 | 100%              | N.A.                     | N.A. |
| <b>B. PUBLIC SHAREHOLDING</b>   |   |            |            |                   |   |            |            |                   |                          |      |
| <b>(1) Institutions</b>   |   |            |            |                   |   |            |            |                   |                          |      |
| a) Mutual Funds   |   |            |            |                   |   |            |            |                   |                          |      |
| b) Banks/Fl   |   |            |            |                   |   |            |            |                   |                          |      |
| c) Central govt   |   |            |            |                   |   |            |            |                   |                          |      |
| d) State Govt.  |   |            |            |                   |   |            |            |                   |                          |      |
| e) Venture Capital Fund   |   |            |            |                   |   |            |            |                   |                          |      |
| f) Insurance Companies  |   |            |            |                   |   |            |            |                   |                          |      |
| g) FIIS   |   |            |            |                   |   |            |            |                   |                          |      |
| "h) Foreign Venture Capital Funds"  |   |            |            |                   |   |            |            |                   |                          |      |
| i) Others (specify)   |   |            |            |                   |   |            |            |                   |                          |      |
| <b>SUB TOTAL (B)(1):</b>  | 0   | 0          | 0          | 0                 | 0   | 0          | 0          | 0                 | 0                        | 0    |
| <b>(2) Non Institutions</b>   |   |            |            |                   |   |            |            |                   |                          |      |
| a) Bodies corporates  |   |            |            |                   |   |            |            |                   |                          |      |
| i) Indian   |   |            |            |                   |   |            |            |                   |                          |      |
| ii) Overseas  |   |            |            |                   |   |            |            |                   |                          |      |
| b) Individuals  |   |            |            |                   |   |            |            |                   |                          |      |
| i) Individual shareholders holding nominal share capital upto Rs.1 lakhs            |   |            |            |                   |   |            |            |                   |                          |      |
| ii) Individuals shareholders holding nominal share capital in excess of Rs. 1 lakhs |   |            |            |                   |   |            |            |                   |                          |      |
| c) Others (specify)   |   |            |            |                   |   |            |            |                   |                          |      |
| <b>SUB TOTAL (B)(2):</b>  | 0   | 0          | 0          | 0                 | 0   | 0          | 0          | 0                 | 0                        | 0    |
| <b>"Total Public Shareholding (B) = (B)(1) + (B)(2)"</b>                            | 0   | 0          | 0          | 0                 | 0   | 0          | 0          | 0                 | 0                        | 0    |
| <b>"C. Shares held by Custodian for GDRs &amp; ADRs"</b>                            | 0   | 0          | 0          | 0                 | 0   | 0          | 0          | 0                 | 0                        | 0    |
| <b>Grand Total (A + B + C)</b>  |   | 2085020100 | 2085020100 | 100%              |   | 2085020100 | 2085020100 | 100%              | N.A.                     | N.A. |

**(ii) SHARE HOLDING OF PROMOTERS**

| S. No. | Shareholders Name                                 | Shareholding at the beginning of the year(As on 01.04.2017) |                                  |  | Shareholding at the end of the year(As on 31.03.2018) |                                  |  | % change in share holding during the year |
|--------|---|---|----------------------------------|--|---|----------------------------------|--|---|
|        |   | No. of shares   | % of total shares of the company | % of shares pledged encumbered to total shares | No. of shares   | % of total shares of the company | % of shares pledged encumbered to total shares |   |
| 1      | President of India through Chairman Railway Board | 2085020100  | 100                              | 0  | 2085020100  | 100                              | 0  | 0   |
|        | <b>Total</b>                                      | <b>2085020100</b>   | <b>100</b>                       | <b>0</b>                                       | <b>2085020100</b>                                     | <b>100</b>                       | <b>0</b>                                       | <b>0</b>                                  |

**(iii) CHANGE IN PROMOTERS' SHAREHOLDING ( SPECIFY IF THERE IS NO CHANGE)**

| S. No. |   | Share holding at the beginning of the Year<br>(As on 01.04.2017) |                                  | Cumulative Share holding during the year(2017-18) |                                  |
|--------|---|--|----------------------------------|---|----------------------------------|
|        |   | No. of Shares  | % of total shares of the company | No of shares                                      | % of total shares of the company |
|        | At the beginning of the year<br>(As on 01.04.2017)  | 2085020100   | 100                              | 2085020100  | 100                              |
|        | Date wise increase/decrease in Promoters Share holding during the year specifying the reasons for increase/decrease (e.g. allotment/ transfer/bonus/sweat equity etc) | 0  | 0                                | 0   | 0                                |
|        | At the end of the year<br>(As on 31.03.2018)  | 2085020100   | 100                              | 2085020100  | 100                              |

**(iv) Shareholding Pattern of top ten Shareholders (other than Directors, Promoters & Holders of GDRs & ADRs)**

| S. No. |   | Shareholding at the end of the year<br>(As on 31.03.2018) |                                  | Cumulative Share holding during the year (2017-18) |                                  |
|--------|---|---|----------------------------------|--|----------------------------------|
|        |   | No. of Shares   | % of total shares of the company | No of shares                                       | % of total shares of the company |
| 1      | At the beginning of the year<br>(As on 01.04.2017)  | 0   | 0                                | 0  | 0                                |
| 2      | Date wise increase/decrease in Promoters Share holding during the year specifying the reasons for increase/decrease (e.g. allotment/ transfer/bonus/sweat equity etc) | 0   | 0                                | 0  | 0                                |
| 3      | At the end of the year (or on the date of separation, if separated during the year)   | 0   | 0                                | 0  | 0                                |

**(v) Shareholding of Directors & KMP**

| S. No. | For Each of the Directors & KMP   | Shareholding at the end of the year |                                  | Cumulative Share holding during the year |                                  |
|--------|---|-------------------------------------|----------------------------------|--|----------------------------------|
|        |   | No. of Shares                       | % of total shares of the company | No of shares                             | % of total shares of the company |
| 1      | At the beginning of the year (As on 01.04.2017)   | 0                                   | 0                                | 0  | 0                                |
| 2      | Date wise increase/decrease in Promoters Share holding during the year specifying the reasons for increase/decrease (e.g. allotment/ transfer/bonus/sweat equity etc) | 0                                   | 0                                | 0  | 0                                |
| 3      | At the end of the year (As on 31.03.2018)   | 0                                   | 0                                | 0  | 0                                |

**V INDEBTEDNESS**

₹ in Lakhs

| Indebtedness of the Company including interest outstanding/accrued but not due for payment |                                  |                   |          |                    |
|--|----------------------------------|-------------------|----------|--------------------|
|  | Secured Loans excluding deposits | Unsecured Loans   | Deposits | Total Indebtedness |
| <b>Indebtness at the beginning of the financial year (As on 01.04.2017)</b>                |                                  |                   |          |                    |
| i) Principal Amount  | 0                                | 216,403.00        | 0        | 216,403.00         |
| ii) Interest due but not paid  | 0                                | 0                 | 0        | -                  |
| iii) Interest accrued but not due  | 0                                | 73,817.34         | 0        | 73,817.34          |
|  | 0                                | -                 | 0        | -                  |
| <b>Total (i + ii + iii)</b>  | <b>0</b>                         | <b>290,220.34</b> | <b>0</b> | <b>290,220.34</b>  |
| Change in Indebtedness during the financial year   | 0                                |                   |          |                    |
| Additions*   | 0                                | 32,383.87         | 0        | 32,383.87          |
| Reduction**  | 0                                | -47,270.17        | 0        | -47,270.17         |
| <b>Net Change</b>  | <b>0</b>                         | <b>-14,886.30</b> | <b>0</b> | <b>-14,886.31</b>  |
| <b>Indebtedness at the end of the financial year (As on 31.03.2018)</b>                    |                                  |                   |          |                    |
| i) Principal Amount  | 0                                | 203,795.50        | 0        | 203,795.50         |
| ii) Interest due but not paid  | 0                                | -                 | 0        | -                  |
| iii) Interest accrued but not due  | 0                                | 71,538.53         | 0        | 71,538.53          |
|  | 0                                |                   |          |                    |
| <b>Total (i + ii + iii)</b>  | <b>0</b>                         | <b>275,334.03</b> | <b>0</b> | <b>275,334.03</b>  |

\*Principal Amount 9,25,000  
Interest accrued but not due 23,133.87

\*\*Principal amount 21,857.50  
Interest accrued but not due 25,412.67

**VI REMUNERATION OF DIRECTORS AND KEY MANAGERIAL PERSONNEL**
**A. Remuneration to Managing Director, Whole time director and/or Manager:**

| S. No | Particulars of Remuneration  | Name of the MD/WTD/Manager                           |   |  |                                       |  |
|-------|--|--|---|--|---------------------------------------|--|
| 1     | Gross salary   | S C Agnihotri<br>(Chairman and<br>Managing Director) | Ashok K Ganju<br>(Director<br>Finance/CFO)<br>(Upto 31.10.2017) | Gita Mishra<br>(Director<br>Personnel) | Vijay Anand<br>(Director<br>Projects) | Arun Kumar<br>(Director<br>Operations) |
|       | (a) Salary as per provisions contained in section 17(1) of the Income Tax. 1961. | 12,481,452.00  | 7,918,250.00  | 8,551,064.00                           | 8,424,646.00                          | 3,684,924.00                           |
|       | (b) Value of perquisites u/s 17(2) of the Income tax Act, 1961                   | 883,957.00   | 433,017.00  | 122,922.00                             | 209,081.00                            | 538,579.00                             |
|       | (c ) Profits in lieu of salary under section 17(3) of the Income Tax Act, 1961   |  |   |  |                                       |  |
| 2     | Stock option   | -  | -   | -                                      | -                                     | -                                      |
| 3     | Sweat Equity   | -  | -   | -                                      | -                                     | -                                      |
| 4     | Commission   | -  | -   | -                                      | -                                     | -                                      |
|       | as % of profit   | -  | -   | -                                      | -                                     | -                                      |
|       | others (specify)   | -  | -   | -                                      | -                                     | -                                      |
| 5     | Others, please specify   | -  | -   | -                                      | -                                     | -                                      |
|       | <b>Total (A)</b>   | <b>13,365,409.00</b>                                 | <b>8,351,267.00</b>   | <b>8,673,986.00</b>                    | <b>8,633,727.00</b>                   | <b>4,223,503.00</b>                    |

**B. Remuneration to other directors:**

| S. No | Particulars of Remuneration                      | Name of the Directors |                    |                  |                  |                  |
|-------|--|-----------------------|--------------------|------------------|------------------|------------------|
| 1     | <b>Independent Directors</b>                     | Shiv Kumar Gupta      | Vinayak Karanjikar | R H khwaja       | Sabita Pradhan   | L. V. M. Reddy   |
|       | (a) Fee for attending board committee meetings   | 240,000.00            | 180,000.00         | 36,000.00        | 12,000.00        | 12,000.00        |
|       | (b) Commission                                   | -                     | -                  | -                | -                | -                |
|       | (c ) Others, please specify                      | -                     | -                  | -                | -                | -                |
|       | <b>Total (1)</b>                                 | <b>240,000.00</b>     | <b>180,000.00</b>  | <b>36,000.00</b> | <b>12,000.00</b> | <b>12,000.00</b> |
| 2     | <b>Other Non Executive Directors</b>             |                       |                    |                  |                  |                  |
|       | "(a) Fee for attending board committee meetings" | -                     | -                  | -                | -                | -                |
|       | (b) Commission                                   | -                     | -                  | -                | -                | -                |
|       | (c ) Others, please specify.                     | -                     | -                  | -                | -                | -                |
|       | <b>Total (2)</b>                                 | -                     | -                  | -                | -                | -                |
|       | <b>Total (B)=(1+2)</b>                           | <b>240,000.00</b>     | <b>180,000.00</b>  | <b>36,000.00</b> | <b>12,000.00</b> | <b>12,000.00</b> |
|       | <b>Total Managerial Remuneration</b>             | <b>240,000.00</b>     | <b>180,000.00</b>  | <b>36,000.00</b> | <b>12,000.00</b> | <b>12,000.00</b> |

**C. REMUNERATION TO KEY MANAGERIAL PERSONNEL OTHER THAN MD/MANAGER/WTD**

| S. No. | Particulars of Remuneration  | Key Managerial Personnel             |                                       |                     |
|--------|--|--------------------------------------|---------------------------------------|---------------------|
|        |  | Company Secretary<br>(Kalpana Dubey) | CFO(A K Choudhary<br>w.e.f 1.11.2017) | Total               |
| 1      | <b>Gross Salary</b>  |                                      |                                       |                     |
|        | (a) Salary as per provisions contained in section 17(1) of the Income Tax Act, 1961. | 1,337,724.00                         | 2,429,706.00                          | 3,767,430.00        |
|        | (b) Value of perquisites u/s 17(2) of the Income Tax Act, 1961                       | -                                    | 457419                                | 457,419.00          |
|        | (c ) Profits in lieu of salary under section 17(3) of the Income Tax Act, 1961       | -                                    | -                                     | -                   |
| 2      | Stock Option   | -                                    | -                                     | -                   |
| 3      | Sweat Equity   | -                                    | -                                     | -                   |
| 4      | Commission   | -                                    | -                                     | -                   |
|        | as % of profit   | -                                    | -                                     | -                   |
|        | others, specify  | -                                    | -                                     | -                   |
| 5      | Others, please specify   | -                                    | -                                     | -                   |
|        | <b>Total</b>   | <b>1,337,724.00</b>                  | <b>2,887,125.00</b>                   | <b>42,24,849.00</b> |

**VII PENALTIES/PUNISHMENT/COMPOUNDING OF OFFENCES**

| Type                                | Section of the Companies Act | Brief Description | Details of Penalty/Punishment/Compounding fees imposed | Authority (RD/NCLT/Court) | Appeal made if any (give details) |
|-------------------------------------|------------------------------|-------------------|--|---------------------------|-----------------------------------|
| <b>A. COMPANY</b>                   |                              |                   |  |                           |                                   |
| Penalty                             | NIL                          | NIL               | NIL  | NIL                       | NIL                               |
| Punishment                          | NIL                          | NIL               | NIL  | NIL                       | NIL                               |
| Compounding                         | NIL                          | NIL               | NIL  | NIL                       | NIL                               |
|                                     | NIL                          | NIL               | NIL  | NIL                       | NIL                               |
| <b>B. DIRECTORS</b>                 |                              |                   |  |                           |                                   |
| Penalty                             | NIL                          | NIL               | NIL  | NIL                       | NIL                               |
| Punishment                          | NIL                          | NIL               | NIL  | NIL                       | NIL                               |
| Compounding                         | NIL                          | NIL               | NIL  | NIL                       | NIL                               |
|                                     | NIL                          | NIL               | NIL  | NIL                       | NIL                               |
| <b>C. OTHER OFFICERS IN DEFAULT</b> |                              |                   |  |                           |                                   |
| Penalty                             | NIL                          | NIL               | NIL  | NIL                       | NIL                               |
| Punishment                          | NIL                          | NIL               | NIL  | NIL                       | NIL                               |
| Compounding                         | NIL                          | NIL               | NIL  | NIL                       | NIL                               |

**Annexure “F”**
**FORM NO. AOC -2**

**(Pursuant to clause (h) of sub-section (3) of section 134 of the Act and Rule 8(2) of the Companies (Accounts) Rules, 2014.**

Form for Disclosure of particulars of contracts/arrangements entered into by the company with related parties referred to in sub section (1) of section 188 of the Companies Act, 2013 including certain arms length transaction under third proviso thereto.

**1. Details of contracts or arrangements or transactions not at Arm's length basis :- NIL**
**2. Details of contracts or arrangements or transactions at Arm's length basis:-**

| S. No. | Name of the related party and nature of relationship                  | Nature of Contracts / arrangements / transactions  | Duration of Contracts / arrangements / transactions   | Salient terms of contracts / arrangements / transactions, including the value, if any  | Date of approval by the BoD, if any | Amount paid as advances, if any |
|--------|---|--|---|--|-------------------------------------|---------------------------------|
| 1      | Angul Sukinda Railway Company Limited, Associate Company              | <b>Execution of Engineering, Procurement and Construction (EPC) agency for execution of the new rail line works between Budhapank (Angul) and Baghuapal (Sukinda).</b>   | <b>Date of Agreement/ MoU:</b><br>24th day of April 2015<br><b>Duration of Agreement/MoU:</b> The agreement is effective for the period beginning from the date of award of first contract related to execution of the project by RVNL and ending on the Commercial Operation date (COD)    | RVNL has been appointed as an EPC Agency for execution of New Rail Line work. The contract is in terms of the construction agreement signed between ASRL and RVNL.               | Not Applicable                      | Nil                             |
| 2      | Haridaspur Paradip Railway Company Limited (HPRCL), Associate Company | <b>Execution of Engineering, Procurement and Construction (EPC) agency for execution of the new rail line works between Haridaspur and Paradip.</b>  | <b>Date of Agreement/MoU:</b><br>11th day of August 2009<br><b>Duration of Agreement/MoU:</b> The agreement is effective for the period beginning from the date of award of first contract related to execution of the project by RVNL and ending on the Commercial Operation date (COD)    | RVNL has been appointed as an EPC Agency for execution of New Rail Line work. The contract is in terms of the construction agreement signed between HPRCL and RVNL.              | Not Applicable                      | Nil                             |
| 3      | Baruch Dahej Railway Company Limited (BDRCL), Associate Company       | <b>Execution of Engineering, Procurement and Construction (EPC) agency for execution of the Gauge Conversion (from Narrow Gauge to Broad Gauge) works between Baruch and Dahej.</b>  | <b>Date of Agreement/MoU:</b><br>1st day of July 2009<br><b>Duration of Agreement/MoU:</b> The agreement is effective for the period beginning from the date of award of first contract related to execution of the project by RVNL and ending on the Commercial Operation date (COD)       | RVNL has been appointed as an EPC Agency for execution of gauge conversion. The contract is in terms of the construction agreement signed between BDRCL and RVNL.                | Not Applicable                      | Nil                             |
| 4      | Krishnapatnam Railway Company Limited (KPRCL), Associate Company      | <b>Execution of Engineering, Procurement and Construction (EPC) agency for execution of the new rail line works between Obulavaripalle to Krishnapatnam port limits and doubling of line between Vankatachalam Road station to Krishnapatnam port.</b> | <b>Date of Agreement/MoU:</b><br>29th day of September 2011<br><b>Duration of Agreement/MoU:</b> The agreement is effective for the period beginning from the date of award of first contract related to execution of the project by RVNL and ending on the Commercial Operation date (COD) | RVNL has been appointed as an EPC Agency for execution of New Rail Line work and Doubling. The contract is in terms of the construction agreement signed between KPRCL and RVNL. | Not Applicable                      | Nil                             |
| 5      | Kutch Railway Company Limited (KRCL), Associate Company               | <b>Execution of doubling of the Palanpur-Samkhali line</b>   | Letter of award dated 1.4.2013 have nominated RVNL as the client agency for doubling of the Palanpur-Samkhali line. Final Construction Agreement in this regard is under finalization.  | RVNL has been appointed as an EPC Agency for execution of Doubling. Final Construction Agreement in this regard is under finalization.   | Not Applicable                      | Nil                             |

For and on behalf of the Board of Director

Sd/-

**S.C. Agnihotri**

(Chairman and Managing Director)

Place: New Delhi  
Date: 13.08.2018

## Standalone Balance Sheet as at 31st March 2018

₹ in Lakhs

| Particulars   | Notes | As at 31 st March 2018 | As at 31 st March 2017 |
|---|-------|------------------------|------------------------|
| <b>I.ASSETS</b>   |       |                        |                        |
| 1 Non-current assets  |       |                        |                        |
| (a) Property, Plant and equipment   | 3     | 24,875.89              | 756.90                 |
| (b) Capital work-in-progress  | 4     | -                      | -                      |
| (c) Other Intangible assets   | 5     | 11.08                  | 0.55                   |
| (d) Intangible assets under development                                       | 5     | 2,113.58               | 1,272.82               |
| (e) Financial Assets  | 6     |                        |                        |
| (i) Investments   | 6.1   | 65,867.35              | 61,484.74              |
| (ii) Lease Receivables  | 6.2   | 171,952.77             | 114,675.84             |
| (iii) Loans   | 6.3   | 647.56                 | 656.27                 |
| (iv) Others   | 6.4   | 46,263.24              | 49,142.56              |
| (f) Deferred tax assets (Net)   | 7     | 6,556.28               | 4,096.06               |
| (g) Other non-current assets  | 8     | 325.94                 | 16,405.70              |
|   |       | 318,613.69             | 248,491.44             |
| 2 Current assets  |       |                        |                        |
| (a) Project-Work-in-Progress  | 9     | 192.46                 | 74,076.97              |
| (b) Financial Assets  | 10    |                        |                        |
| (i) Trade Receivables   | 10.1  | 93,723.59              | 28,099.66              |
| (ii) Lease Receivables  | 10.2  | 24,132.50              | 20,043.23              |
| (iii) Cash and cash equivalents   | 10.3  | 34,083.49              | 124,943.43             |
| (iv) Bank Balances other than (iii) above                                     | 10.4  | 106,000.00             | 145,000.00             |
| (v) Loans   | 10.5  | 741.74                 | 105.99                 |
| (vi) Others   | 10.6  | 45,210.02              | 44,121.97              |
| (c) Current Tax Asset (Net)   | 11.1  | 688.63                 | 1,069.33               |
| (d) Other current assets  | 12    | 176,108.69             | 149,792.30             |
|   |       | 480,881.11             | 587,252.88             |
| <b>Total Assets</b>   |       | <b>799,494.80</b>      | <b>835,744.32</b>      |
| <b>II. EQUITY AND LIABILITIES</b>   |       |                        |                        |
| 1 Equity  |       |                        |                        |
| (a) Equity Share Capital  | 13    | 208,502.01             | 208,502.01             |
| (b) Other Equity  | 14    | 126,646.14             | 99,835.95              |
|   |       | 335,148.15             | 308,337.96             |
| 2 Liabilities   |       |                        |                        |
| <b>Non-current liabilities</b>  |       |                        |                        |
| (a) Financial Liabilities   | 15    |                        |                        |
| (i) Borrowing   | 15.1  | 225,914.87             | 243,688.06             |
| (ii) Other financial liabilities  | 15.2  | 37,482.80              | -                      |
| (b) Other Non current liabilities   | 16    | 4,008.35               | -                      |
| (c) Provisions  | 17    | 849.76                 | 888.71                 |
|   |       | 268,255.78             | 244,576.77             |
| <b>Current liabilities</b>  |       |                        |                        |
| (a) Financial Liabilities   | 18    |                        |                        |
| (i) Trade payables  | 18.1  | 6,844.75               | 10,989.21              |
| (ii) Other financial liabilities  | 18.2  | 89,124.83              | 91,215.67              |
| (b) Provisions  | 17    | 4,577.67               | 4,088.86               |
| (c) Other current liabilities   | 19    | 94,233.53              | 176,535.84             |
| (d) Current Tax liability (Net)   | 11.2  | 1,310.11               | -                      |
|   |       | 196,090.88             | 282,829.58             |
| <b>Total Equity and Liabilities</b>   |       | <b>799,494.80</b>      | <b>835,744.32</b>      |
| III Summary of significant accounting policies (Standalone)                   | 1 & 2 |                        |                        |
| IV See accompanying notes to the Standalone financial statements from 3 to 48 |       |                        |                        |

This is the Balance Sheet referred to in our report of even date

For Raj Har Gopal & Co.

FOR AND ON BEHALF OF THE BOARD

Chartered Accountants

Firm Registration No.:002074N

Sd/-

G.K. Gupta

Partner (M.No. 081085)

Sd/-

S.C. Agnihotri

Chairman and Managing Director  
(DIN : 01637856)

Sd/-

A.K. Choudhary

Chief Financial Officer

Sd/-

Kalpana Dubey

Company Secretary

Place: New Delhi

Date: 13.08.2018

## Standalone Statement of Profit and Loss for the year ended 31st March 2018 ₹ in Lakhs

| Particulars  | Note No. | For the Year ended 31st March 2018 | For the Year ended 31st March 2017 |
|--|----------|------------------------------------|------------------------------------|
| <b>Revenue :</b>   |          |                                    |                                    |
| I. Revenue from operations   | 20       | 755,655.93                         | 591,962.28                         |
| II. Other income   | 21       | 22,480.28                          | 24,755.78                          |
| <b>III. Total Income (I + II)</b>  |          | <b>778,136.20</b>                  | <b>616,718.06</b>                  |
| <b>IV. Expenses:</b>   |          |                                    |                                    |
| Expenses on Operations   | 22       | 698,316.67                         | 547,520.50                         |
| Employee benefits expenses   | 23       | 14,034.44                          | 11,976.50                          |
| Finance Costs  | 24       | 4,465.83                           | 3,545.42                           |
| Depreciation, amortization and impairment  | 25       | 483.48                             | 501.79                             |
| Other Expenses   | 26       | 4,289.11                           | 4,423.35                           |
| CSR and R&D Expenses   | 27       | 767.35                             | 612.29                             |
| <b>Total Expenses (IV)</b>   |          | <b>722,356.88</b>                  | <b>568,579.85</b>                  |
| V. Profit/(loss) before exceptional items and tax (III-IV)   |          | 55,779.32                          | 48,138.20                          |
| VI. Exceptional items  |          | 635.60                             | -                                  |
| VII. Profit/(Loss) before tax (V - VI)   |          | 56,414.92                          | 48,138.20                          |
| VIII. Tax expense:   | 28       |                                    |                                    |
| (1) Current tax  |          | 11,903.69                          | 10,318.54                          |
| (2) Deferred tax (net)   |          | (2,454.50)                         | (341.67)                           |
| Total Tax Expense (VIII)   |          | 9,449.19                           | 9,976.87                           |
| <b>IX. Profit/(loss) for the period from continuing operation (VII - VIII)</b>   |          | <b>46,965.72</b>                   | <b>38,161.33</b>                   |
| X. Profit/(loss) from discontinued operations  |          | -                                  | -                                  |
| XI. Tax Expense of discontinued operations   |          | -                                  | -                                  |
| XII. Profit/(loss) from discontinued operations (after tax) (X-XI)   |          | -                                  | -                                  |
| <b>XIII. Profit/(loss) for the period (IX + XII)</b>   |          | <b>46,965.72</b>                   | <b>38,161.33</b>                   |
| <b>XIV. Other Comprehensive Income</b>   |          |                                    |                                    |
| <b>Items that will not be reclassified to profit or loss</b>   | 29       |                                    |                                    |
| Remeasurement gains (losses) on defined benefit plans  |          | (61.55)                            | (41.48)                            |
| Income tax effect on Remeasurement gains (losses) on defined benefit plans   |          | 5.73                               | 4.57                               |
| <b>XV. Total Comprehensive Income for the period (XIII + XIV) (Comprehensive profit and other comprehensive income for the period)</b> |          | <b>46,909.91</b>                   | <b>38,124.42</b>                   |
| <b>XVI. Earnings Per Equity Share:</b>   |          |                                    |                                    |
| (For Continuing Operation)   |          |                                    |                                    |
| (1) Basic  | 40       | 2.25                               | 1.83                               |
| (2) Diluted  | 40       | 2.25                               | 1.83                               |
| <b>XVII. Earnings Per Equity Share:</b>  |          |                                    |                                    |
| (For discontinuing Operation)  |          |                                    |                                    |
| (1) Basic  | 40       | -                                  | -                                  |
| (2) Diluted  | 40       | -                                  | -                                  |
| <b>XVIII. Earnings Per Equity Share:</b>   |          |                                    |                                    |
| (For discontinued and continuing Operation)  |          |                                    |                                    |
| (1) Basic  | 40       | 2.25                               | 1.83                               |
| (2) Diluted  | 40       | 2.25                               | 1.83                               |

This is the Statement of Profit and Loss referred to in our report of even date

**For Raj Har Gopal & Co.**

**Chartered Accountants**

**Firm Registration No.:002074N**

**Sd/-**

**G.K. Gupta**

Partner (M.No. 081085)

**Place: New Delhi**

**Date: 13.08.2018**

**FOR AND ON BEHALF OF THE BOARD**

**Sd/-**

**S.C. Agnihotri**

Chairman and Managing Director  
(DIN : 01637856)

**Sd/-**

**A.K. Choudhary**

Chief Financial Officer

**Sd/-**

**Kalpna Dubey**

Company Secretary

## Standalone Statement of Changes in Equity

### Statement of changes in equity for the year ended 31st March 2018

#### A. Equity share capital

₹ in Lakhs

| Particulars  | No of Shares | Amount     |
|--|--------------|------------|
| Balance at April 1, 2017                           | 20,850.20    | 208,502.01 |
| Changes in equity share capital during the year    |              |            |
| (a) issue of equity shares capital during the year | -            | -          |
| Balance at March 31, 2018                          | 20,850.20    | 208,502.01 |

#### B. Other Equity

(₹ in Lakhs)

| Particulars  | Reserve & Surplus |                   | Total             |
|--|-------------------|-------------------|-------------------|
|  | General Reserve   | Retained Earnings |                   |
| Balance at the beginning of the reporting period                 | 7,100.00          | 93,077.24         | 100,177.24        |
| Prior period errors (refer note-33)                              | -                 | (341.29)          | (341.29)          |
| <b>Restated balance at the beginning of the reporting period</b> | <b>7,100.00</b>   | <b>92,735.95</b>  | <b>99,835.95</b>  |
| Profit for the year  | -                 | 46,965.72         | 46,965.72         |
| Other Comprehensive Income for the year (net of income tax)      | -                 | (55.81)           | (55.81)           |
| <b>Total Comprehensive Income for the year</b>                   | <b>-</b>          | <b>46,909.91</b>  | <b>46,909.91</b>  |
| Dividends (including Tax thereon)                                | -                 | (20,099.73)       | (20,099.73)       |
| Transfer to retained earning                                     | -                 | -                 | -                 |
| <b>Balance at the end of the reporting period</b>                | <b>7,100.00</b>   | <b>119,546.14</b> | <b>126,646.14</b> |

### Statement of changes in equity for the year ended 31st March 2017

#### A. Equity share capital

(₹ in Lakhs)

| Particulars  | No of Shares | Amount     |
|--|--------------|------------|
| Balance at April 1, 2016                           | 20,850.20    | 208,502.01 |
| Changes in equity share capital during the year    |              |            |
| (a) issue of equity shares capital during the year | -            | -          |
| Balance at March 31, 2017                          | 20,850.20    | 208,502.01 |

#### B. Other Equity

(₹ in Lakhs)

| Particulars   | Reserve & Surplus |                   | Total            |
|---|-------------------|-------------------|------------------|
|   | General Reserve   | Retained Earnings |                  |
| Balance at the beginning of the reporting period            | 7,100.00          | 85,560.53         | 92,660.53        |
| Prior period errors (refer note-33)                         | -                 | (5.04)            | (5.04)           |
| <b>Restated balance at the beginning of the year</b>        | <b>7,100.00</b>   | <b>85,555.49</b>  | <b>92,655.49</b> |
| Profit for the year   | -                 | 38,161.33         | 38,161.33        |
| Other Comprehensive Income for the year (net of income tax) | -                 | (36.91)           | (36.91)          |
| <b>Total Comprehensive Income for the year</b>              | <b>-</b>          | <b>38,124.42</b>  | <b>38,124.42</b> |
| Dividends (including Tax thereon)                           | -                 | (30,943.96)       | (30,943.96)      |
| Transfer to retained earning                                | -                 | -                 | -                |
| <b>Balance at the end of the reporting period</b>           | <b>7,100.00</b>   | <b>92,735.95</b>  | <b>99,835.95</b> |

This is the Balance Sheet referred to in our report of even date  
For Raj Har Gopal & Co.  
Chartered Accountants  
Firm Registration No.:002074N

Sd/-

G.K. Gupta

Partner (M.No. 081085)

Sd/-

S.C. Agnihotri

Chairman and Managing Director  
(DIN : 01637856)

Sd/-

A.K. Choudhary

Chief Financial Officer

Sd/-

Kalpana Dubey

Company Secretary

Place: New Delhi

Date: 13.08.2018

## Standalone Cash Flow Statement for the year ended 31st March 2018

| S. Particulars<br>No.  | Figures for the period ended 31.03.2018 |                   | Figures for the period ended 31.03.2017 |                  |
|--|---|-------------------|---|------------------|
|  | Amount (₹)                              | Amount (₹)        | Amount (₹)                              | Amount (₹)       |
| <b>(a) Cash Flow from Operating Activities</b>                           |   |                   |   |                  |
| Net Profit Before Taxation   | 56,414.92                               |                   | 48,138.20                               |                  |
| Add: Adjustment for non cash items :                                     |   |                   |   |                  |
| Depreciation, amortization and impairment                                | 483.48                                  |                   | 501.79                                  |                  |
| CWIP Written Off   | -                                       |                   | -                                       |                  |
|  | <u>56,898.40</u>                        |                   | <u>48,640.00</u>                        |                  |
| Add: Adjustment for other items  |   |                   |   |                  |
| Loss on sale of Fixed assets   | 0.04                                    |                   | 9.29                                    |                  |
| Other Income   | (16,719.42)                             |                   | (20,080.07)                             |                  |
| Dividend Received  | (1,000.00)                              |                   | (550.00)                                |                  |
| Other Comprehensive Income   | (61.55)                                 |                   | (41.48)                                 |                  |
| Operating Profit Before Working Capital Changes                          | <u>39,117.47</u>                        |                   | <u>27,977.74</u>                        |                  |
| <b>(b) Adjustments for Changes in Working Capital:</b>                   |   |                   |   |                  |
| Adjustments for (Increase)/Decrease in Operating Assets:                 |   |                   |   |                  |
| Trade Receivables (Current)  | (65,623.93)                             |                   | 20,235.43                               |                  |
| Lease Receivables (Non-Current)  | (57,276.93)                             |                   | (50,999.03)                             |                  |
| Lease Receivables (Current)  | (4,089.27)                              |                   | (9,144.92)                              |                  |
| Project work in progress (Inventory)                                     | 73,884.51                               |                   | 1,407,073.08                            |                  |
| Bank Balances other than cash and cash equivalents                       | 39,000.00                               |                   | 20,500.00                               |                  |
| Other Non Current Financial Assets                                       | 26,013.19                               |                   | -                                       |                  |
| Other Financial Assets   | (1,088.05)                              |                   | (21,573.96)                             |                  |
| Other Non Current Assets   | 37.81                                   |                   |   |                  |
| Other Current Assets   | (25,954.21)                             |                   | (17,104.86)                             |                  |
|  | <u>-15,096.88</u>                       |                   | <u>1,348,985.74</u>                     |                  |
| <b>(c) Adjustments for (Increase)/Decrease in Operating Liabilities:</b> |   |                   |   |                  |
| Trade Payables   | -4,144.46                               |                   | 1,939.68                                |                  |
| Other current Financial Liabilities                                      | -4,977.73                               |                   | 7,047.45                                |                  |
| Other NonCurrent Liabilities   | 4,008.35                                |                   |   |                  |
| Other NonCurrent Financial Liabilities                                   | 37,482.80                               |                   |   |                  |
| Other Current Liabilities  | (82,302.31)                             |                   | -1,349,635.68                           |                  |
| Short Term Provisions  | 488.81                                  |                   | 1,848.50                                |                  |
| Long Term Provisions   | -38.95                                  |                   | 138.24                                  |                  |
|  | <u>(49,483.50)</u>                      |                   | <u>-1,338,661.81</u>                    |                  |
| <b>Cash Generated from Operations</b>                                    | <u>-25,462.91</u>                       |                   | <u>38,301.67</u>                        |                  |
| Direct Taxes Paid/Received   | 10,874.03                               |                   | 10,782.46                               |                  |
| <b>Cash Flow from Operating Activities (A)</b>                           | <b>-36,336.94</b>                       | <b>-36,336.94</b> | <b>27,519.21</b>                        | <b>27,519.21</b> |
| <b>Cash from Investment Activities :-</b>                                |   |                   |   |                  |
| Capital Expenditure on Fixed Assets, Including Capital Advances          | (8,264.94)                              |                   | (17,014.80)                             |                  |
| Capital Expenditure on CWIP  | -                                       |                   | -                                       |                  |
| Capital Expenditure on Intangibles                                       | (853.91)                                |                   | (715.42)                                |                  |
| Proceeds from Sale of Fixed Assets                                       | 5.99                                    |                   | 15.42                                   |                  |
| Proceeds from Loan given   | (627.04)                                |                   | 7.46                                    |                  |
| Current Investments not Considered as Cash and Cash Equivalents:         |   |                   |   |                  |
| - Purchased  | -                                       |                   |   |                  |
| <b>Purchase of Long Term Investments:</b>                                |   |                   |   |                  |
| - Joint Venture  | (4,382.61)                              |                   | (969.00)                                |                  |
| <b>Interest Income (Revenue)</b>   |   |                   |   |                  |
| - Others   | 16,719.42                               |                   | 20,080.07                               |                  |
| <b>Dividend Received</b>   |   |                   |   |                  |
| - Joint Venture  | 1,000.00                                |                   | 550.00                                  |                  |
| <b>Net Cash Generated from / (used in) Investing Activities (B)</b>      | <b>3,596.91</b>                         | <b>3,596.91</b>   | <b>1,953.73</b>                         | <b>1,953.73</b>  |

## Standalone Cash Flow Statement for the year ended 31st March 2018

| S. Particulars<br>No.  | Figures for the period ended 31.03.2018 |                    | Figures for the period ended 31.03.2017 |                    |
|--|---|--------------------|---|--------------------|
|  | Amount (₹)                              | Amount (₹)         | Amount (₹)                              | Amount (₹)         |
| <b>Cash Flow from Financing Activities :-</b>                                  |   |                    |   |                    |
| Proceeds from issuance of share capital<br>(including share application money) | -                                       |                    | -                                       |                    |
| Proceeds from Long Term Borrowings   | 9,250.00                                |                    | 3,713.00                                |                    |
| Repayment of Short -Term Borrowings  | (21,857.50)                             |                    | (18,190.83)                             |                    |
| Dividend and Tax thereon   | (20,099.73)                             |                    | (30,943.96)                             |                    |
| Interest accrued during the year   | -                                       |                    | 24,717.45                               |                    |
| Repayment of interest accrued  | (25,412.67)                             |                    | (21,418.87)                             |                    |
| Utilisation of Reserve   |   |                    |   |                    |
| <b>Net Cash Generated from / (used in)<br/>Financing Activities ©</b>          | <u>(58,119.90)</u>                      | <u>(58,119.90)</u> | <u>(42,123.21)</u>                      | <u>(42,123.21)</u> |
| <b>Net Increase/(Decrease) in Cash &amp; Cash<br/>Equivalent (A + B + C)</b>   |   | (90,859.94)        |   | (12,650.27)        |
| <b>Cash &amp; Cash Equivalent at the beginning of the Year</b>                 |   | <u>124,943.43</u>  |   | <u>137,593.70</u>  |
| <b>Cash &amp; Cash Equivalent at the end of year</b>                           |   | <u>34,083.49</u>   |   | <u>124,943.43</u>  |
| <b>Cash and Cash Equivalents</b>   |   |                    |   |                    |
| - Cash and Cheques in Hand   | -                                       |                    |   |                    |
| <b>Balance with Scheduled Banks</b>  |   |                    |   |                    |
| - On Current Account   | 3,958.04                                |                    | 13,643.43                               |                    |
| - On term Deposit Account  | 30,125.45                               |                    | 111,300.00                              |                    |
|  |   | <b>34,083.49</b>   |   | <b>124,943.43</b>  |

### Notes :

The above Cash Flow Statement has been prepared under the indirect method setout as per Ind-AS-7 issued by The Institute of Chartered Accountants of India and notified u/s 133 of the Companies Act, 2013.

For Raj Har Gopal & Co.  
Chartered Accountants  
Firm Registration No.:002074N

Sd/-  
**G.K. Gupta**  
Partner (M.No. 081085)

Place: New Delhi  
Date: 13.08.2018

Sd/-  
**S.C. Agnihotri**  
Chairman and Managing Director  
(DIN : 01637856)

### FOR AND ON BEHALF OF THE BOARD

Sd/-  
**A.K. Choudhary**  
Chief Financial Officer

Sd/-  
**Kalpana Dubey**  
Company Secretary

## **Notes to the Standalone Financial Statements**

### **For the year ended 31st March 2018**

#### **Summary of Significant Accounting Policies**

##### **Note 1 :- Corporate Information**

"Rail Vikas Nigam Limited (RVNL) is a public limited company domiciled and incorporated in India, the registered office of the company is located at 1st floor August Kranti Bhawan Bhikaji Cama Place New Delhi- 110066. RVNL is Public Sector Undertaking fully owned by Ministry of Railways (MOR), Government of India and was incorporated under the Companies Act, 1956 on 24th January, 2003 with an authorized share capital of ₹ 300000.00 lakhs. The objectives of the Company include:

- (i) Fast track implementation of rail infrastructure projects
- (ii) Raising extra budgetary resources for project execution.

The Company is implementing various types of Rail infrastructure projects assigned by MoR including doubling (including 3rd/4th lines), gauge conversion, new lines, railway electrification, major bridges, workshops, Production Units and extension of the Kolkata Metro Rail System. The Company has also formed six SPVs with equity participant shareholders for port and last mile connectivity projects."

##### **Note 2 :-**

#### **2.1 Basis of Preparation**

##### **a) Statement of Compliance**

The financial statements as at and for year ended March 31, 2018 have been prepared in accordance with Indian Accounting Standards (Ind-AS) notified under section 133 of the Companies Act 2013 as Companies (Indian Accounting Standards) Rules, 2015, Companies (Indian accounting standards) Amendment Rules 2016 and Companies (Indian Accounting Standards) Amendment Rules 2017.

##### **b) Basis of Measurement**

The financial statements have been prepared under the historical cost convention and on an accrual basis, except for the following items that have been measured at fair value as required by relevant Ind-AS. (i) Defined benefit Plan and other long term employee benefits (ii) Certain financial assets and liabilities measured at fair value."

##### **c) Use of estimates and judgment**

The preparation of financial statements is in conformity with Ind AS, requires management to make judgments, estimates and assumptions that affect the application of accounting policies and the reported amounts of assets, liabilities, disclosure of contingent assets and liabilities at the date of financial statements and the reported amount of income and expenses. Examples of such estimates include estimates of future obligations under employee retirement benefit plans and estimated useful life of property, plant and equipment actual results may differ from these estimates.

Estimates and underlying assumptions are reviewed on a periodic basis. Future results could differ due to changes in these estimates and difference between the actual result and the estimates are recognised in the period in which the results are known /materialize.

All financial information presented in Indian rupees and all values are rounded to the nearest lakhs rupees with two decimal points except where otherwise stated. Due to rounding off, the numbers presented throughout the document may not add up precisely to the totals and percentages may not precisely reflect the absolute figures."

#### **2.2 Cash Flow Statement**

Cash flow statement is reported using the indirect method, whereby profit / (loss) before tax is

adjusted for the effects of transactions of non-cash nature and any deferrals or accruals of past or future cash receipts or payments. The cash flows from operating, investing and financing activities of the company are segregated based on the available information."

### **Amendment to Ind-AS 7**

Effective April 1, 2017, the company has adopted the amendment to Ind-AS 7, which require the entities to provide disclosures that enable users of financial statements to evaluate changes in liabilities arising from financing activities, including both changes arising from cash flows and non-cash changes, suggesting inclusion of a reconciliation between the opening and closing balances in the balance sheet for liabilities arising from financing activities, to meet the disclosures requirement. The adoption of amendment did not have any material effect on the financial statements.

### **2.3 Exceptional Items**

On certain occasions, the size, type or incidence of an item of income or expense, pertaining to the ordinary activities of the Company, is such that its disclosure improves an understanding of the performance of the Company. Such income or expense is classified as an exceptional item and accordingly disclosed in the Notes to Accounts."

### **2.4 Property, plant and equipment**

- a) Property, plant and equipment are measured at cost less accumulated depreciation and impairment losses, if any. Cost of asset includes the following
  - i. Cost directly attributable to the acquisition of the assets
  - ii. Incidental expenditure during the construction period is capitalized as part of the indirect construction cost to the extent to which the expenditure is directly related to construction or is incidental thereto.

- iii. Present value of the estimated costs of dismantling & removing the items & restoring the site on which it is located if recognition criteria are met.
- b) Cost of replacement, major inspection, repair of significant parts and borrowing costs for long-term construction projects are capitalised if the recognition criteria are met.
- c) Upon sale of assets cost and accumulated depreciation are eliminated from the financial statements and the resultant gains or losses are recognized in the statement of profit and loss.
- d) Amounts paid towards the acquisition of property, plant and equipment outstanding as of each reporting date and the cost of property, plant and equipment not ready for intended use before such date are disclosed under capital work-in-progress."

### **Depreciation**

- a) Depreciation on Property, plant and Equipment is provided on Straight Line basis (SLM) over the useful life of the assets as specified in Schedule II of the Companies Act, 2013 except in the case of (i) Furniture & Fixtures and (ii) Mobiles Phones & Tablets. In both the categories of these assets, Management has estimated the useful life after taking into consideration the economic benefits embodied in these assets and other factors such as technical obsolescence and wear and tear etc.

The estimated useful life of assets for current and comparative period of significant items of property plant and equipment are as follows:

| <b>Particulars</b>                              | <b>Useful Life</b> |
|---|--------------------|
| Furniture and fixtures                          | 4 year             |
| Computers                                       | 3 year             |
| Mobile phones                                   | 2 year             |
| Office Equipment's<br>(excluding Mobile Phones) | 5 year             |

- (b) Each part of an item of Property, Plant and Equipment is depreciated separately if the cost of part is significant in relation to the total cost of the item and useful life of that part is different from the useful life of remaining asset.
- (c) Leasehold improvements are amortized over the lower of estimated useful life and lease term.
- (d) Depreciation methods, useful lives and residual values are reviewed at each reporting date.
- (e) Depreciation on individual assets acquired for ₹ 5000/- or less is depreciated at the rate of 100% taking in to consideration the commercial life in the year of purchase itself."

## **2.5 Intangible Assets**

Intangible assets are recognized when it is probable that the future economic benefits that are attributable to the asset will flow to the enterprise and the cost of the asset can be measured reliably. Intangible assets are stated at historical cost less accumulated amortization and impairment loss, if any.

Intangible assets comprise of license fees, other implementation costs for system software and other application software acquired for in-house use. The costs are capitalized in the year in which the relevant software is implemented for use. The cost of an intangible asset comprises its purchase price, including any import duties and other taxes, and any directly attributable expenditure on making the asset ready for its intended use. intangible assets not ready for intended use as on reporting date is recognised as intangible assets under development."

### **Amortization of Intangible Assets**

Intangible assets are amortized over their respective estimated useful lives on a straight-line

basis from the date that they are available for use.

The estimated useful life of acquired software's are finite (3 years). Amortisation methods, useful lives and residual values are reviewed at each reporting date."

## **2.6 Impairment of non-financial assets**

An asset is treated as impaired when the carrying cost of assets exceeds its recoverable value and impairment loss is charged to the Statement of Profit & Loss in the year in which an asset is identified as impaired. At each reporting date company assesses the estimate amount of impairment loss. The impairment loss recognized in prior accounting periods is reversed if there has been a change in the estimate of recoverable amount and such losses either no longer exists or has decreased. Reversal of impaired loss is recognized in the Statement of Profit & Loss."

## **2.7 Investments in subsidiaries, and Joint Arrangements**

### **a) Investment in Subsidiaries**

Investments in subsidiaries are accounted for at cost less impairment loss, if any, in separate financial statements.

### **b) Joint Arrangement**

Investment in joint arrangement are classified as either joint operation or joint ventures. The classification depends on the contractual rights and obligations of each investors rather than the legal structure of the joint arrangement. Company has both joint ventures and joint operations.

### **i) Joint Operations**

Company recognizes its direct right to the assets, liabilities, revenue and expenses of joint operations and its share of any jointly held or incurred assets, liabilities, revenue and expenses.

## ii) Joint Venture

Investments in Joint Venture are accounted for at cost less impairment loss, if any, in separate financial statements."

## 2.8 Inventories & Project Accounting

- (a) Project Work-in-Progress is valued at the contract rates and construction material at site is stated at cost. Payments made to Zonal Railways for acquiring land included in project Work-in-Progress is stated at cost.
- (b) IRFC Funded Projects: In accordance with revised Procedure Order dt. 30.12.2016 of MoR, PWIP of IRFC funded projects are Shown as Lease Receivable. The amount of expenditure for the period including opening balance on IRFC funded projects are transferred from PWIP to Lease Receivable and from the subsequent financial year adjustments will be carried out periodically.
- (c) The value of projects which are transferred from the project Work in Progress (PWIP) is determined by adding direct expenditure plus management fee as agreed with MoR.
- (d) **MoR Funded Projects:** In accordance with revised Procedure Order dt. 30.12.2016 of MoR, PWIP of MoR funded projects are adjusted against fund received from MoR. The amount of expenditure on MoR funded projects recognised during the year including opening balances of PWIP for MoR funded project are being adjusted as at 31.03.2017 from the fund received from MoR and from the subsequent financial year adjustments will be carried out periodically."
- (a) Projects executed for Ministry of Railways (MOR): Revenue from project execution is determined by adding aggregate cost plus margin agreed with MOR and any subsequent clarifications received in this respect.
- (b) Works Executed by Zonal Railways on behalf of RVNL - Revenue from works executed by Zonal Railways on RVNL projects is determined on the basis of statement of Expenditure submitted by the respective Zonal Railways.
- (c) Deposit works (cost plus contract) related to JCEs (Jointly Controlled Entities) in the form of Special Purpose Vehicles and others): Contract revenue is determined by adding the aggregate cost plus proportionate margin (Direction & General Charges) based on fixed percentage as agreed with the customer.
- (d) In case of IRFC funded projects, interest component on installments received from Ministry of Railway's in netted against the interest payable on IRFC borrowings.
- (e) Claims are accounted as income in the year of acceptance by client or evidence of acceptance received."

## 2.10 Other Revenue Recognition

- i. Dividend income is recognized when the right to receive is established.
- ii. Interest income is recognized on a time proportion basis taking into account the amount outstanding and the interest rate applicable using Effective Interest Rate Method."

## 2.11 Employee Benefits

### a) Short Term Employee Benefits

All employee benefits payable wholly within twelve months of rendering the services are classified as short term employee benefits. Benefits such as salaries, wages, and short-

## 2.9 Revenue Recognition

Revenue is recognized based on the nature of activity, when consideration can be reasonably measured and there exists reasonable certainty of its recovery. Revenue from construction/project related activity is recognized as follows:

term compensated absences, LTC etc. are recognized in the period in which the employee renders the related service.

**b) Long Term Employee Benefits :**

The obligation for long-term employee benefits such as long-term compensated absences & half pay leave is recognized in the same manner as in the case of defined benefit plans as mentioned in (c)(iii) below

**c) Post Employment Benefits**

- i. Defined contribution plans: The Company makes defined contribution to the Regional Provident Fund Commissioner in respect of provident fund scheme, CGIS and employee state insurance scheme. The contribution paid/payable under the schemes is recognized during the period in which the employee renders the related service.
- ii. Defined contribution plans: The Company makes defined contribution to the RVNL Medical and Welfare Trust in respect of RVNL Medical and Welfare Scheme. The contribution paid/payable under the schemes is recognized during the period in which the employee renders the related service.
- iii. Defined benefit plans: Gratuity is a post employment defined benefit plan. The liability recognized in the balance sheet is the present value of the defined benefit obligation at the balance sheet date less fair value of plan assets. The defined benefit obligation is calculated by an independent actuary using projected unit credit (PUC) method. Actuarial gains and losses are recognised immediately in the Profit & Loss Account.
- d) Retirement benefits of the 'staff on deputation' have been accounted for on the basis of the guidelines of the Ministry of Railways.
- e) Actuarial gains or losses are recognized in Other Comprehensive Income.

- f) Re-measurements recognised in Other Comprehensive Income are comprising actuarial gains or losses that are not reclassified to profit or loss from Other Comprehensive Income in subsequent periods.

**2.12 Functional and presentation currency**

Items included in the financial statements are measured using the currency of the primary economic environment in which the Company operates. (Functional Currency) The financial statements are presented in Indian rupees, which is the presentation currency of company.

**Foreign Currency Transactions**

- i. All foreign currency transactions are translated into functional Currency at the rate prevalent on the date of transaction.
- ii. Non-monetary items are translated at the rate on the date of initial transaction.
- iii. Monetary items denominated in foreign currency are translated at the prevailing closing buying rate at each reporting date.
- iv. Foreign exchange gain or losses in respect of monetary and non-monetary items is recognised in statement of profit and loss."

**2.13 Borrowing Cost**

Borrowing costs that are attributable to the acquisition, construction or production of a qualifying asset are capitalized as part of cost of such asset till such time as the asset is ready for its intended use. A qualifying asset is an asset that necessarily requires a substantial period of time to get ready for its intended use. All other borrowing costs are recognized as an expense in the period in which they are incurred."

**2.14 Tax expenses represents the sum of current tax and deferred tax**

**a) Current Income Tax**

- i. Taxes including current income-tax are

computed using the applicable tax rates and tax laws.

- ii. The tax rates and tax laws used to compute the amount are those that are enacted or substantively enacted, at the reporting date in the countries where the company operates and generates taxable income.
- iii. Current income tax assets and liabilities for current and prior periods are measured at the amount expected to be recovered from or paid to the taxation authorities. Liability for additional taxes, if any, is provided / paid as and when assessments are completed.
- iv. Current tax related to OCI Item are recognized in Other Comprehensive Income (OCI).

**b) Deferred tax**

- i. Deferred income tax is recognized using balance sheet approach.
- ii. Deferred income tax assets and liabilities are recognized for temporary differences which is computed using the tax rates and tax laws that have been enacted or substantively enacted at the reporting date.
- iii. Deferred income tax asset are recognized to the extent that it is probable that taxable profit will be available against which the deductible temporary differences, and the carry forward of unused tax credits and unused tax losses can be utilized.
- iv. The carrying amount of deferred income tax assets is reviewed at each reporting date and reduced to the extent that it is no longer probable that sufficient taxable profit will be available to allow all or part of the deferred income tax asset to be utilized.
- v. Deferred tax related to OCI Item are recognized in Other Comprehensive Income (OCI)."

**2.15 Leases**

**a) Company as a lessee**

**Finance Lease:-**

- (i) that transfers substantially all the risks and rewards incidental to ownership of an asset
- (ii) are capitalised at lease inception at lower of fair value or present value of minimum lease payment
- (iii) Payments are apportioned between finance charges and reduction of the lease liability so as to achieve a constant rate of interest on the remaining balance of the liability.
- (iv) Finance charges are recognised in finance costs in the statement of profit and loss.
- (v) Depreciated over the useful life of the asset. However, if there is no reasonable certainty to obtain ownership by the end of the lease term, the asset is depreciated over the shorter of the estimated useful life of the asset and the lease term.

**Operating Lease:-**

- i. is classified as operating lease when significant portion of the risk and rewards are not transferred to the company.
- ii. payment are charged to profit and loss on straight-line basis over the lease term except where lease payment are structured to increase in line with expected general inflation to compensate for the expected inflationary cost increase

**b) Company as a lessor**

**Finance Lease**

- i. is recognised when substantially all of the risks and rewards of ownership transfer from the company to the lessee.
- ii. Payment due are recorded as receivables at the company's net investment in the leases.

Finance lease income is allocated to accounting periods so as to reflect a constant periodic rate of return on the net investment outstanding in respect of the lease.

### **Operating Lease**

- i. are the leases in which the company does not transfer substantially all the risks and rewards of ownership to the lessee. ii. incomes are recognized as income in the statement of profit & loss on straight-line basis over the lease term except where lease payment are structured to increase in line with expected general inflation expected general inflation to compensate for the expected inflationary cost increase"

### **2.16 Provisions**

#### **Provision is recognised when:**

- i) The Company has a present obligation as a result of a past event,
- ii) A probable outflow of resources is expected to settle the obligation and
- iii) A reliable estimate of the amount of the obligation can be made.

Reimbursement of the expenditure required to settle a provision is recognised as per contract provisions or when it is virtually certain that reimbursement will be received. Provisions are reviewed at each Balance Sheet date.

#### **a) Discounting of Provisions**

Provision which expected to be settled beyond 12 months are measured at the present value by using pretax discount rate that reflects the risks specific to the liability. The increase in the provision due to the passage of time is recognised as interest expenses."

### **2.17 Contingent Liabilities and contingent Assets**

- (a) Contingent Liabilities are disclosed in either of the following cases:

- i) A present obligation arising from a past event, when it is not probable that an outflow of resources will be required to settle the obligation; or
  - ii) A reliable estimate of the present obligation cannot be made; or
  - iii) A possible obligation, unless the probability of outflow of resource is remote.
- (b) Contingent assets is disclosed where an inflow of economic benefits is probable.
  - (c) Contingent Liability and Provisions needed against Contingent Liability and Contingent Assets are reviewed at each Reporting date.
  - (d) Contingent Liability is net of estimated provisions considering possible outflow on settlement."

### **2.18 Earnings Per Share**

In determining earnings per share, the Company considers the net profit attributable to equity shareholders. The number of shares used in computing basic earnings per share is the weighted average number of shares outstanding during the year. The dilutive earning per share is not computed as there is no dilution involved during the year.

### **2.19 Liquidated Damages and Penalties**

Credit items arising on account of Liquidated Damages and Penalties during execution of contract or due to termination of contract etc. are carried as "Retention Money" under "other Current Liabilities" until the final Closure of the Project. Thereafter, i.e. on financial closure of the Project, such leftover balances of liquidity Damages and Penalties are credited to the total cost of the concerned project.

### **2.20 Stale Cheques Policy**

Cheques which have not been cleared within the validity period of 3 months are credited to the stale

cheque account. Items which are more than 3 yrs.' old and could not be cleared in stale cheque account are credited to the head which was earlier debited while making payments except deductions made from salary of staff which are credited to misc income."

### **2.21 Operating Segment**

Operating segments are reported in the manner consistent with the internal reporting provided by the Chief Operating Decision Maker (CODM). Chairman and Managing Director of the company has been identified as CODM. Company has identified only one reportable segment i.e. Development of Railway Infrastructure.

### **2.22 Fair Value Measurement**

Company measures financial instruments at fair value at each reporting date. Fair value is the price that would be received to sell an asset or paid to transfer a liability in an orderly transaction between market participants at the measurement date. The fair value measurement is based on the presumption that the transaction to sell the asset or transfer the liability takes place either:

- in the principal market for the asset or liability, or
- in the absence of a principal market, in the most advantageous market for the asset or liability.

The principal or the most advantageous market must be accessible to the company. The fair value of an asset or a liability is measured using the assumptions that market participants would use when pricing the asset or liability, assuming that market participants act in their economic best interest. The company uses valuation techniques that are appropriate in the circumstances and for which sufficient data are available to measure fair value, maximizing the use of relevant observable inputs and minimizing the use of unobservable inputs.

### **2.23 Dividend to equity holders**

Dividend paid/payable shall be recognised in the year in which the related dividends are approved by shareholders or board of directors as appropriate.

### **2.24 Financial instruments:-**

#### **(A) Initial recognition and measurement**

Financial Instruments are recognized at its fair value plus or minus transaction costs that are directly attributable to the acquisition or issue of the financial instruments.

#### **(B) Subsequent measurement**

##### **(I) Financial Assets**

Financial assets are classified in following categories:

- a) At Amortised Cost
- b) Fair value through Other Comprehensive Income.
- c) Fair value through Profit and loss account.

##### **a. Debt instrument at Amortised Cost**

A financial asset shall be measured at amortised cost if both of the following conditions are met:

- (a) the financial asset is held within a business model whose objective is to hold financial assets in order to collect contractual cash flows and
- (b) The contractual terms of the financial asset give rise on specified dates to cash flows that are solely payments of principal and interest on the principal amount outstanding.

Financial assets measured at amortised cost using effective interest rate method less impairment if any. The EIR amortisation is included in finance income in the statement of profit and loss.

##### **b. Debt instrument at FVTOCI**

A debt instrument is classified as at the FVTOCI if both of the following criteria are met:

- The objective of the business model is achieved both by collecting contractual cash flows and selling the financial assets, and
- The asset's contractual cash flows represent SPPI.

Debt instruments included within the FVTOCI category are measured initially as well as at each reporting date at fair value. Fair value movements are recognized in the Other Comprehensive Income (OCI). However, the company recognizes interest income, impairment losses & reversals and foreign exchange gain or loss in the P&L. On derecognition of the asset, cumulative gain or loss previously recognised in OCI is reclassified from the equity to P&L. Interest earned is recognised using the EIR method."

#### **c. Debt instrument at FVTPL**

FVTPL is a residual category for financial Assets. Any financial assets, which does not meet the criteria for categorization as at amortized cost or as FVTOCI, is classified as at FVTPL. In addition, the company may elect to designate financial asset, which otherwise meets amortized cost or FVTOCI criteria, as at FVTPL. If doing so reduces or eliminates a measurement or recognition inconsistency. The company has not designated any financial asset as at FVTPL. Financial assets included within the FVTPL category are measured at fair value with all changes recognized in the P&L. Investment in Equity instruments are measured through FVTPL.

#### **(ii) Financial liabilities**

##### **a) Financial liabilities at Amortised Cost**

Financial liabilities at amortised cost represented by trade and other payables, security deposits and retention money are initially recognized at fair value, and subsequently carried at amortized cost using the effective interest rate method.

##### **b) Financial liabilities at FVTPL**

The company has not designated in any financial liabilities at FVTPL.

#### **b. Derecognition**

##### **Financial Asset**

A financial asset (or, where applicable, a part of a financial asset or part of a group of similar financial assets) is derecognized only when the contractual rights to the cash flows from the asset expires or it transfers the financial assets and substantially all risks and rewards of the ownership of the asset.

##### **Financial Liability**

A financial liability is derecognised when the obligation under the liability is discharged or cancelled or expires. When an existing financial liability is replaced by another from the same lender on substantially different terms, or the terms of an existing liability are substantially modified, such an exchange or modification is treated as a derecognition of the original liability and the recognition of a new liability, and the difference in the respective carrying amounts is recognised in the income statement."

##### **c. Impairment of financial assets:**

Company applies expected credit loss (ECL) model for measurement and recognition of impairment loss. The Company follows 'simplified approach' for recognition of impairment loss allowance on trade receivable. The application of simplified approach does not require the Company to track changes in credit risk. Rather, it recognises impairment loss allowance based on lifetime ECLs at each reporting date, right from its initial recognition. Company assesses on a forward looking basis the expected credit losses associated with its assets carried at amortised cost and FVTOCI debt instruments. The impairment methodology applies on whether there has been significant increase in credit risk.

## **2.25 Non-current Assets (or disposal groups) held for Sale**

Non-current assets (or disposal groups) are classified as assets held for sale when their carrying amount is to be recovered principally through a sale transaction and a sale is considered highly probable. The sale is considered highly probable only when the asset or disposal group is available for immediate sale in its present condition, it is unlikely that the sale will be withdrawn and sale is expected within one year from the date of the classification. Disposal groups classified as held for sale are stated at the lower of carrying amount and fair value less costs to sell. Property, plant and equipment and intangible assets are not depreciated or amortised once classified as held for sale. Assets and liabilities classified as held for sale are presented separately in the statement of financial position. If the criteria stated by IND AS 105 "Non-current Assets Held for Sale and Discontinued Operations" are no longer met, the disposal group ceases to be classified as held for sale. Non-current asset that ceases to be classified as held for sale are measured at the lower of (i) its carrying amount before the asset was classified as held for sale, adjusted for depreciation that would have been recognised had that asset

not been classified as held for sale, and (ii) its recoverable amount at the date when the disposal group ceases to be classified as held for sale."

## **2.26 IND AS 115 Revenue from Contracts with Customers**

MCA had notified IND AS 115 on Revenue from Contracts with Customers on dated March 28, 2018. The standard establishes a new five step model that will apply to revenue arising from Contracts with customers. Under IND AS 115, revenue is recognized at an amount that reflects the consideration to which an entity expects to be entitled in exchange for transferring goods or services to a customer. The principles in IND AS 115 provide a more structured approach to measuring and recognizing revenue. The new revenue standard is applicable to all entities and will supersede all current revenue recognition requirements under IND AS.

The effective date of IND AS 115 is annual periods beginning on or after 1st April 2018. The Company is required to adopt the standard by the Financial Year commencing 1st April 2018. The Company is currently evaluating the requirements of IND AS 115 and has not yet determined the impact on the financial statements.

### Note: - 3 : Property, Plant and equipment

(₹ in Lakhs)

| Particulars                               | Lease hold Land * | Lease hold Improvements | Furniture and Fixtures | EDP Assets | Office Equipment's | Total     |
|---|-------------------|-------------------------|------------------------|------------|--------------------|-----------|
| <b><u>Cost or Deemed cost</u></b>         |                   |                         |                        |            |                    |           |
| <b>At 1 April 2016</b>                    | -                 | 1,008.09                | 740.28                 | 1,162.76   | 767.48             | 3,678.61  |
| Additions during the year                 | -                 | 114.30                  | 165.26                 | 257.25     | 149.81             | 686.62    |
| Disposals/Adjustments                     | -                 | -                       | (91.48)                | (151.70)   | (171.94)           | (415.12)  |
| <b>At 31 March 2017</b>                   | -                 | 1,122.39                | 814.05                 | 1,268.31   | 745.36             | 3,950.11  |
| Additions during the year                 | 23,548.36         | 508.28                  | 151.89                 | 251.84     | 145.48             | 24,605.83 |
| Disposals/Adjustments                     |                   | -                       | (13.27)                | (33.68)    | (18.76)            | (65.71)   |
| <b>At 31st March 2018</b>                 | 23,548.36         | 1,630.67                | 952.67                 | 1,486.47   | 872.07             | 28,490.23 |
| <b><u>Depreciation and impairment</u></b> |                   |                         |                        |            |                    |           |
| <b>At 1 April 2016</b>                    | -                 | 809.95                  | 635.10                 | 981.98     | 656.31             | 3,083.34  |
| Depreciation charge for the year          | -                 | 99.82                   | 129.31                 | 167.15     | 104.00             | 500.28    |
| Disposals/Adjustments                     |                   | -                       | (87.95)                | (142.44)   | (160.02)           | (390.41)  |
| <b>At 31 March 2017</b>                   | -                 | 909.77                  | 676.46                 | 1,006.69   | 600.29             | 3,193.21  |
| Depreciation charge during the year       | -                 | 168.16                  | 82.67                  | 143.47     | 86.55              | 480.86    |
| Disposals/Adjustments                     | -                 | -                       | (12.78)                | (30.12)    | (16.82)            | (59.73)   |
| <b>At 31 March 2018</b>                   | -                 | 1,077.93                | 746.35                 | 1,120.04   | 670.02             | 3,614.34  |
| <b><u>Net book value</u></b>              |                   |                         |                        |            |                    |           |
| <b>At 31 March 2018</b>                   | 23,548.36         | 552.74                  | 206.32                 | 366.43     | 202.05             | 24,875.89 |
| <b>At 31 March 2017</b>                   | -                 | 212.62                  | 137.59                 | 261.62     | 145.07             | 756.90    |
| <b>At 31 March 2016</b>                   | -                 | 198.14                  | 105.18                 | 180.78     | 111.17             | 595.27    |

\*The BoD in its 80th meeting has approved purchase of land at NOIDA to be used for Training Facility and for other purposes. Allotment of Land is dated 02.05.2017. However title deed is dated 04.12.2017.

As on 31st March 2018 there are property plants and equipment with net carrying value of ₹ 24,875.89 lakhs out of which bill for assets with net carrying value of ₹133.33 lakhs are in the name of employees of RVNL, However ownership of these assets belongs to RVNL. During the Financial year 2017-18 company has charged depreciation of ₹89.29 Lakhs On these assets.

## Note: - 4 : Capital Work in Progress

(₹ in Lakhs)

| Particulars               |  |  |  |  |  | Amount |
|---------------------------|--|--|--|--|--|--------|
| <b>At 31 March 2016</b>   |  |  |  |  |  | -      |
| Additions during the year |  |  |  |  |  | -      |
| Adjustments               |  |  |  |  |  | -      |
| <b>At 31 March 2017</b>   |  |  |  |  |  | -      |
| Additions during the year |  |  |  |  |  | -      |
| Adjustments               |  |  |  |  |  | -      |
| <b>At 31 March 2018</b>   |  |  |  |  |  | -      |

## Note: - 5 : Intangible Assets

(₹ in Lakhs)

| Particulars                               | Intangible assets under development (ERP) | Other Intangibles (Software) | Total           |
|---|---|------------------------------|-----------------|
| <b><u>Cost or deemed cost</u></b>         |   |                              |                 |
| <b>At 1st April 2016</b>                  | 558.12                                    | 5.05                         | 563.17          |
| Additions during the year                 | 714.70                                    | 0.76                         | 715.46          |
| Disposals/Adjustments                     | -   | -                            | -               |
| <b>At 31 March 2017</b>                   | <b>1,272.82</b>                           | <b>5.82</b>                  | <b>1,278.63</b> |
| Additions during the year                 | 840.76                                    | 13.16                        | 853.91          |
| Disposals/Adjustments                     |   |                              |                 |
| <b>At 31 March 2018</b>                   | <b>2,113.58</b>                           | <b>18.97</b>                 | <b>2,132.54</b> |
| <b><u>Amortisation and Impairment</u></b> |   |                              |                 |
| <b>At 1st April 2016</b>                  | -   | 3.75                         | 3.75            |
| Amortisation for the year                 | -   | 1.51                         | 1.51            |
| Impairment                                | -   | -                            | -               |
| Disposals/Adjustments                     | -   | -                            | -               |
| <b>At 31 March 2017</b>                   | -   | 5.26                         | 5.26            |
| Amortisation for the year                 | -   | 2.62                         | 2.62            |
| Impairment                                | -   | -                            | -               |
| Disposals/Adjustments                     | -   | -                            | -               |
| <b>At 31 March 2018</b>                   | -   | 7.89                         | 7.89            |
| <b>Net book value</b>                     |   |                              |                 |
| <b>At 31 March 2018</b>                   | <b>2,113.58</b>                           | <b>11.08</b>                 | <b>2,124.65</b> |
| <b>At 31 March 2017</b>                   | <b>1,272.82</b>                           | <b>0.55</b>                  | <b>1,273.37</b> |
| <b>At 1st April 2016</b>                  | <b>558.12</b>                             | <b>1.30</b>                  | <b>559.41</b>   |

## Note: - 6 Financial Assets Non Current

### 6.1 Investments

(₹ in Lakhs)

| <b>A. Investment in Equity instruments of joint ventures (fully paid-up)</b>   |                  |                  |
|--|------------------|------------------|
| <b>Unquoted-at-cost</b>  |                  |                  |
| Kutch Railways Company Limited<br>10,00,00,000 Equity Share of ₹ 10 Each fully paid up & 2,50,00,000<br>Bonus Share of ₹ 10 Each fully paid up                                 | 10,000.00        | 10,000.00        |
| Haridaspur Paradip Railways Company Limited<br>2,23,51,61,20 shares are Fully paid up @ Rs 10.00/- per share]<br>( As at 31 st March 2017 : 17,96,90,000 shares @ Rs. 10 each) | 22,351.61        | 17,969.00        |
| Krishnapatnam Railways Company Limited<br>8,10,00,000 Equity Share of ₹ 10 Each fully paid-up  | 8,100.00         | 8,100.00         |
| Bharuch Dahej Railways Company Limited<br>5,50,00,000 Equity Share of ₹ 10 Each fully paid up  | 5,500.00         | 5,500.00         |
| Angul Sukinda Railways Company Limited<br>18,90,00,000 Equity Share of ₹ 10 Each fully paid up   | 18,900.00        | 18,900.00        |
| Dighi Roha rail Limited<br>50,000 Equity Share of ₹ 10 Each fully paid up  | 5.00             | 5.00             |
| <b>Total (Equity instruments in joint ventures)</b>  | <b>64,856.61</b> | <b>60,474.00</b> |
| <b>B. Investment in Equity instruments of subsidiaries (fully paid-up)</b>   |                  |                  |
| <b>Unquoted-at-cost</b>  |                  |                  |
| High Speed Rail Corporation of India Limited<br>1,07,411 Equity share of ₹ 10 Each fully paid up   | 10.74            | 10.74            |
| <b>Total (Equity instruments in subsidiaries)</b>  | <b>10.74</b>     | <b>10.74</b>     |
| <b>C. Investment in Equity instruments Others (Unquoted)</b>   |                  |                  |
| Indian Port Rail Corporation Limited<br>1,00,00,000 Equity Share of ₹ 10 Each fully paid up  | 1,000.00         | 1,000.00         |
| <b>Total (Investment in equity instruments others)</b>   | <b>1,000.00</b>  | <b>1,000.00</b>  |
| Total Non current investments  | 65,867.35        | 61,484.74        |
| Aggregate value of unquoted investments  | 65,867.35        | 61,484.74        |
| Aggregate amount of impairment in value of investments   | -                | -                |

(i) Company has recognised investment in subsidiaries and joint ventures at cost in accordance with para 10 of Ind AS 27.

(ii) Investment in Indian Port Railway Corporation Limited is reported at historical cost due to non availability of fair value of the investment.

## 6.2 Lease Receivables

(₹ in Lakhs)

| Particulars                                 | 31 March 2018 |                   | 31 March 2017 |                   |
|---|---------------|-------------------|---------------|-------------------|
| Unsecured, considered good                  |               |                   |               |                   |
| Opening Balance                             | 114,675.84    |                   | 63,676.81     |                   |
| Add: Transfer during the Period             | 83,671.16     |                   | 105,550.37    |                   |
| Add/(less): Adjustment during the Period    | (2,261.73)    |                   | (34,508.11)   |                   |
| Less: Repayment to be made within 12 months | (24,132.50)   | 171,952.77        | (20,043.23)   | 114,675.84        |
| <b>Total</b>                                |               | <b>171,952.77</b> |               | <b>114,675.84</b> |

- (i) Lease receivable represents the amount receivable from Ministry of Railway in respect of the projects which was IRFC funded and has already been transferred to concerned zonal railways. Lease Receivable has been recognised after adjusting the funds received from MoR for the transferred amounts of the projects. (Refer Note 32 (c))
- (ii) Lease receivables are interest bearing equal to the amount which has been charged by IRFC in respect of the borrowings outstanding for projects.

## 6.3 Loans

(₹ in Lakhs)

| Particulars                               | 31 March 2018 | 31 March 2017 |
|---|---------------|---------------|
| <b>Unsecured, considered good</b>         |               |               |
| (a) Loan to employees (refer note 32 (a)) | 396.13        | 70.38         |
| (b) Security Deposit                      | 251.42        | 585.89        |
| <b>Total</b>                              | <b>647.56</b> | <b>656.27</b> |

## 6.4 Other Financial Assets

(₹ in Lakhs)

| Particulars  | 31 March 2018    | 31 March 2017    |
|--|------------------|------------------|
| <b>Unsecured, considered good</b>  |                  |                  |
| (a) Recoverable from Ministry of Railways<br>(Interest accrued but not due on IRFC Loan) | 46,251.87        | 49,142.56        |
| (b) Other Receivables  | 11.37            | -                |
| <b>Total</b>   | <b>46,263.24</b> | <b>49,142.56</b> |

**Note: - 7**
**Deferred Tax**

(₹ in Lakhs)

| Particulars  | 31 March 2018   | 31 March 2017   |
|--|-----------------|-----------------|
| Deferred tax assets  | 6,556.28        | 4,096.06        |
| Deferred tax liabilities   | -               | -               |
| Deferred tax assets (net of deferred tax liabilities)                  | 6,556.28        | 4,096.06        |
| <b>The balance comprises to temporary differences attributable to:</b> |                 |                 |
| <b>Deferred Tax Assets</b>   |                 |                 |
| (a) Depreciation and amortisation                                      | 293.55          | 237.71          |
| (b) Employee Benefits  | 506.66          | 445.65          |
| (c) MAT Credit Entitlement   | 5,756.07        | 3,412.70        |
|  | <b>6,556.28</b> | <b>4,096.06</b> |

**Movement in Deferred Tax (Liability)/Asset**

(₹ in Lakhs)

| Particulars                   | Property, Plant and Equipment Intangible Assets | Employee Benefits | MAT credit      | Total           |
|-------------------------------|---|-------------------|-----------------|-----------------|
| <b>At 1 April 2016</b>        | <b>194.71</b>                                   | <b>221.41</b>     | <b>3,333.68</b> | <b>3,749.80</b> |
| Charged/(credited)            |   |                   |                 |                 |
| To Profit & Loss              | 43.00   | 219.67            | 79.02           | 341.69          |
| To other comprehensive income | -   | 4.57              | -               | 4.57            |
| <b>At 31 March 2017</b>       | <b>237.71</b>                                   | <b>445.65</b>     | <b>3,412.70</b> | <b>4,096.06</b> |
| Charged/(credited)            |   |                   |                 |                 |
| To Profit & Loss              | 55.84   | 55.28             | 2,343.37        | 2,454.49        |
| To other comprehensive income | -   | 5.73              | -               | 5.73            |
| <b>At 31 March 2018</b>       | <b>293.55</b>                                   | <b>506.66</b>     | <b>5,756.07</b> | <b>6,556.28</b> |

**Note: - 8**
**Other Non Current Assets**

(₹ in Lakhs)

| Particulars   | 31 March 2018 | 31 March 2017    |
|---|---------------|------------------|
| Capital Advance*  | -             | 16,340.89        |
| Prepaid Expenditure ( Arising on Fair Value Adjustment on Financial Assets) | 27.00         | 64.81            |
| Tax Refundable  | 298.94        | -                |
|   | <b>325.94</b> | <b>16,405.70</b> |

\* Capital Advances of ₹ 16340.89 Lakhs has been adjusted against leasehold land & capitalised during the year ended as on 31st March 2018.  
(Refer Note 3)

**Note: - 9**

**Project Work-in-Progress**

(₹ in Lakhs)

| S. No.   | Particulars  | Balances as on 01.04.2016<br>(₹) | Addition from 01.04.2016 to 31.03.2017<br>(₹) | Project transferred from 01.04.2016 to 31.03.2017<br>(₹) | Balances as on 31.03.2017<br>(₹) | Addition from 01.04.2017 to 31-03-2018<br>(₹) | Project transferred from 01.04.2017 to 31.03.2018<br>(₹) | Balances as on 31.03.2018<br>(₹) |
|----------|--|----------------------------------|---|--|----------------------------------|---|--|----------------------------------|
| <b>1</b> | <b>Civil Works</b>   |                                  |   |  |                                  |   |  |                                  |
|          | Bridges  | 304,613.34                       | 84,702.04                                     | 375,690.71   | 13,624.67                        | 106,896.05                                    | 120,520.72   | -                                |
|          | Civil Works  | 2,173.72                         | (166.55)                                      | 1,417.35   | 589.82                           | 3,348.91                                      | 3,938.73   | -                                |
|          | Preliminary Project Expenditure  | 11,114.63                        | 2,353.82                                      | 13,411.28  | 57.17                            | 3,715.59                                      | 3,772.76   | -                                |
|          | Equipments Plants and Machinery  | 6,751.55                         | 14,406.92                                     | 21,152.66  | 5.81                             | 6,508.74                                      | 6,514.55   | -                                |
|          | Formation  | 147,231.21                       | 42,797.68                                     | 175,972.91   | 14,055.98                        | 47,275.43                                     | 61,331.41  | -                                |
|          | Land   | 20,337.24                        | 21,898.56                                     | 41,924.29  | 311.51                           | 89,379.92                                     | 89,691.43  | -                                |
|          | Permanent Way  | 452,230.35                       | 122,013.17                                    | 547,559.59   | 26,683.93                        | 97,907.48                                     | 124,591.41   | -                                |
|          | Detailed Design & Engineering (Civil)  | 1,774.86                         | 940.47  | 2,659.42   | 55.91                            | 754.78  | 810.69   | -                                |
|          | Station Buildings  | 100,646.89                       | 56,805.06                                     | 155,214.48   | 2,237.47                         | 56,148.39                                     | 58,385.86  | -                                |
|          | <b>Total Civil Work (A)</b>  | <b>1,046,873.79</b>              | <b>345,751.17</b>                             | <b>1,335,002.69</b>                                      | <b>57,622.27</b>                 | <b>411,935.30</b>                             | <b>469,557.57</b>  | -                                |
| <b>2</b> | <b>S &amp; T Work</b>  |                                  |   |  |                                  |   |  |                                  |
|          | Detailed Design & Engineering  | 2,457.54                         | 21.19   | 2,478.10   | 0.63                             | 172.73  | 173.36   | -                                |
|          | Signaling Arrangement  | 51,272.71                        | 25,361.01                                     | 72,238.92  | 4,394.80                         | 31,970.84                                     | 36,365.64  | -                                |
|          | Telecommunication Arrangement  | 1,075.76                         | 224.90  | 1,300.62   | 0.04                             | 147.92  | 147.96   | -                                |
|          | Signaling & Telecom Works  | 57,462.30                        | 10,686.45                                     | 67,750.20  | 398.55                           | 16,408.68                                     | 16,807.23  | -                                |
|          | <b>Total S &amp; T Work (B)</b>  | <b>112,268.31</b>                | <b>36,293.55</b>                              | <b>143,767.84</b>  | <b>4,794.02</b>                  | <b>48,700.17</b>                              | <b>53,494.19</b>   | -                                |
| <b>3</b> | <b>Electrical Works</b>  |                                  |   |  |                                  |   |  |                                  |
|          | General Electrification  | 52,414.04                        | 13,060.95                                     | 65,198.78  | 276.21                           | 27,520.79                                     | 27,797.00  | -                                |
|          | Detailed Design & Engineering (Electrical)   | 678.62                           | 15.15   | 693.77   | -                                | 103.18  | 103.18   | -                                |
|          | Overhead Electric Equipment  | 148,641.58                       | 42,176.59                                     | 185,963.85   | 4,854.32                         | 61,140.83                                     | 65,995.15  | -                                |
|          | <b>Total Electrical Work (C)</b>   | <b>201,734.24</b>                | <b>55,252.69</b>                              | <b>251,856.40</b>  | <b>5,130.53</b>                  | <b>88,764.81</b>                              | <b>93,895.34</b>   | -                                |
| <b>4</b> | <b>Incidental Expenditure during Construction Period</b>   |                                  |   |  |                                  |   |  |                                  |
|          | Opening Balance  | 14,226.17                        | -   | 14,225.67  | 0.50                             | -   | 0.50   | -                                |
|          | <b>Project related Direct Expenditure</b>  |                                  |   |  |                                  |   |  |                                  |
|          | Project management Consultancy   | 15,183.56                        | 11,740.30                                     | 25,489.43  | 1,434.43                         | 12,700.36                                     | 14,134.79  | -                                |
|          | Direction & General Charges to Railways  | 1,361.77                         | 597.13  | 1,876.90   | 82.00                            | 581.37  | 663.37   | -                                |
|          | <b>Total Incidental Expenditure During Construction Period</b>   | <b>30,771.50</b>                 | <b>12,337.43</b>                              | <b>41,592.00</b>   | <b>1,516.93</b>                  | <b>13,281.73</b>                              | <b>14,798.66</b>   | -                                |
|          | Less: Interest on Mobilisation Advance   | 9,198.22                         | 4,195.96                                      | 12,647.91  | 746.27                           | -   | 746.27   | -                                |
|          | <b>Net Incidental expenditure Apportioned to Projects in the ratio of spending on individual projects to project expenditure (D)</b> | <b>21,573.28</b>                 | <b>8,141.47</b>                               | <b>28,944.09</b>   | <b>770.66</b>                    | <b>13,281.73</b>                              | <b>14,052.39</b>   | -                                |
| <b>5</b> | <b>Others</b>  |                                  |   |  |                                  |   |  |                                  |
|          | Expenditure Pending Allocation   | 4,270.59                         | (447.01)                                      | 3,823.57   | 0.00                             | -   | 0.00   | -                                |
|          | Management fees  | 95,213.97                        | 36,685.06                                     | 126,221.06   | 5,677.97                         | 46,852.64                                     | 52,530.61  | -                                |
|          | GST Output   | -                                | -   | -  | -                                | 50,600.29                                     | 50,600.29  | -                                |
|          | <b>Total Others (E)</b>  | <b>99,484.56</b>                 | <b>36,238.05</b>                              | <b>130,044.63</b>  | <b>5,677.97</b>                  | <b>97,452.93</b>                              | <b>103,130.90</b>  | -                                |
|          | Total Project Work in Progress   | 1,481,934.18                     | 481,676.93                                    | 1,889,615.65   | 73,995.45                        | 660,134.94                                    | 734,130.39   | -                                |
|          | Less: Credit from Release Material   | 3.24                             | -   | 3.24   | -                                | -   | -  | -                                |
|          | Less: Deposit (LD, Penalty & Misc Deposit)   | 795.13                           | 1,932.30                                      | 2,727.43   | -                                | -150.00                                       | -150.00  | -                                |
|          | <b>Net Project Work in Progress for MOR Projects</b>   | <b>1,482,732.55</b>              | <b>483,609.23</b>                             | <b>1,892,346.32</b>                                      | <b>73,995.45</b>                 | <b>660,284.94</b>                             | <b>734,280.39</b>  | -                                |
|          | Other Work in Progress   | 14.24                            | 67.28   | -  | 81.52                            | 4,190.78                                      | 4,079.84   | 192.46                           |
|          | <b>Total work in progress (MOR + Others)</b>   | <b>1,482,746.79</b>              | <b>483,676.51</b>                             | <b>1,892,346.32</b>                                      | <b>74,076.97</b>                 | <b>664,475.71</b>                             | <b>738,360.22</b>  | <b>192.46</b>                    |

- a. Land cost included in Project Work in Progress represents payments made through various Zonal Railways/ to concerned authority for the purpose of acquisition of land. The payment made amounts to ₹ 89,379.92 Lakhs (2016-17 ₹ 21,898.56 Lakhs) during the period. The land so acquired is in the name of the concerned Zonal Railway.
- b. The Company is executing projects assigned by MOR. In some of the projects, initially transferred to the Company, work was already in progress and some of the Zonal Railways had incurred expenditure on those projects prior to their transfer to the Company. The expenditure made by the concerned Railways prior to the formation of the Company has not been taken into account.
- c. In the opinion of the Management, the value of current assets, loans and advances on realization in the ordinary course of business, will not be less than the value at which these have been stated in the Balance Sheet.
- d. "Interest on mobilization Advance, recovered from the Contractors as per the terms and conditions of the contract, is being credited to the other income of the company."

Existing Procedure of Recognition of Interest on Mobilization Advance: Interest on Mobilisation Advance given to the Contractors is presently being credited to the project in terms of Railway Board's guidelines issued vide letter No. 2011/AC-III/34/1 dated 14.02.2013.

Background and overview: In this regard, it may be stated that till 2014-15 funds for execution of projects were being provided to RVNL well in advance by MoR. Accordingly, interest earned on the sum of mobilisation advance given to contractors out of the 'Project Advance' provided by MoR, was also logically credited to the project cost, which in turn formed receipt of the MoR and appropriately disclosed in notes to account of Financial Statement.

Reasons for Change: As per Revised Order vide letter No. 2011/AC-II/1/6/RVNL dated 30.12.2016 wherein a new mechanism of periodical reimbursement of project expenditure incurred by RVNL out of its own resources has been set forth. Consequently, MoR is now releasing funds against a demand for reimbursement of project expenditure submitted by RVNL and not extending any 'Project Advance'. The entire process of actual release of funds by MoR takes around one month's time after submission of the demand by RVNL.

Under the revised mechanism, total expenditure against a project including the Mobilisation Advance to contractors is met out from RVNL's own resources. As such, the interest earned on Mobilisation Advance should be a receipt of RVNL.

Financial Impact : It may further be pointed out that as per the March accounts of RVNL, interest on Mobilisation Advance for the year ending March, 2018 works out to ₹ 3034.55 lakhs.

In view of the position explained above, the interest on Mobilisation Advance should now legitimately be part of RVNL's receipts, against the loss of interest on blocked working capital of RVNL.

- e. As per Ministry of Railway's letter no. 2004/W-1/RVNL/15 dated 24.4.2006, it was advised that "after physical completion of the work by RVNL, the asset should be straight away transferred to the concerned Zonal Railway who will add the value of the created asset in their block account." From 2007-08 onwards, Ministry of Railways was releasing funds to RVNL for execution of projects as a "Project Advance". Accordingly, it was not practical for the Zonal Railways to book the expenditure against projects as and when it occurred. Further, as per Procedure Order issued by Ministry of Railways dated 17.12.2013 for Budgeting, Release/Accountal of funds to/by RVNL and financial transfer of completed projects by RVNL, it was directed that after handing over of the complete project by RVNL for operation and maintenance to Zonal Railways, RVNL would provide the complete details of booking of expenditure to Railway Board to facilitate the financial transfer of the project to the concerned railway. However, from 2016-17 onwards, in terms of revised Procedure Order dated 30.12.2016, the Ministry of Railways decided that funds will be released to RVNL for project execution on "reimbursement" basis. At the time of reimbursement the Ministry of Railways is advising the Zonal Railways the project wise actual expenditure incurred by RVNL. This amount is to be accounted for by the Zonal Railways against the specific project directly. At the end of the Financial Year, RVNL is also intimating the total expenditure incurred against the project during the year. As the expenditure is to be accounted for in the Block Account of the respective railways in the same year, the expenditure incurred on projects and accounted for in the books of railways have been adjusted against the fund received from MoR.
- f. Total project Work in progress of ₹ 734130.39 lakhs has been transferred during the period out of this ₹ 83671.16 lakhs transferred for the IRFC Projects in including opening balance of ₹ 73955.44 lakhs .
- g. Other work in progress contains the preliminary expenses incurred on Construction of Flats near Safdarjung Airport under the agreement of sharing with various PSUs. The land used for construction of Flats is related to MoR and MoR will occupy 50% of total flats to be constructed against consideration of land used. The lease period of Land will be 30 years.
- h. Work of feasibility study was entrusted to HSRCL through RVNL. Hence , the total actual expenditure incurred on feasibility study of ₹ 4079.84 lakhs has been transferred to RVNL by HSRCL . In the books of RVNL total expenditure was recognised under other project work in progress and now has been adjusted with the fund received from MoR.

## Note: - 10 Financial Assets Current

### 10.1 Trade Receivables

(₹ in Lakhs)

| Particulars                                      | 31 March 2018    | 31 March 2017    |
|--|------------------|------------------|
| Unsecured, considered good                       |                  |                  |
| Receivables from related parties (Refer Note 42) | 83,246.58        | 27,268.78        |
| Other Trade receivables                          | 10,477.01        | 830.88           |
| <b>Total Trade Receivables</b>                   | <b>93,723.59</b> | <b>28,099.66</b> |

(I) Receivables from related parties are interest bearing at SBI Base rate +1%.

### 10.2 Lease Receivables

(₹ in Lakhs)

| Particulars                    | 31 March 2018    | 31 March 2017    |
|--------------------------------|------------------|------------------|
| Unsecured, considered good     |                  |                  |
| Opening Balance                | 20,043.23        | 10,898.33        |
| Add: Transfer during the year  | 24,132.50        | 20,043.23        |
| Less: Amount received          | (20,043.23)      | (10,898.33)      |
| <b>Total Lease Receivables</b> | <b>24,132.50</b> | <b>20,043.23</b> |

(I) Lease receivables-current represents receivable from railways within 12 months in respect of the cost of completed projects which has been transferred to railways. For details refer note 6.2.(i)(ii).

### 10.3 Cash and Cash equivalent

(₹ in Lakhs)

| Particulars                                     | 31 March 2018    | 31 March 2017     |
|---|------------------|-------------------|
| (i) Balances with Bank                          |                  |                   |
| -- Current Account                              | 3,958.04         | 13,643.43         |
| -- Fixed Deposits (Maturity less than 3 Months) | 30,125.45        | 111,300.00        |
| <b>Total</b>                                    | <b>34,083.49</b> | <b>124,943.43</b> |

(I) There are no restrictions with regards to cash and cash equivalents as at the end of the reporting periods and earlier periods.

### 10.4 Bank Balances other than Cash and Cash equivalent

(₹ in Lakhs)

| Particulars   | 31 March 2018     | 31 March 2017     |
|---|-------------------|-------------------|
| Other Bank Balances   |                   |                   |
| (i) Balances with Bank  |                   |                   |
| Term Deposit in Schedule Bank (Maturity more than 3 Months but less than 12 months) | 106,000.00        | 145,000.00        |
| <b>Total</b>  | <b>106,000.00</b> | <b>145,000.00</b> |

## 10.5 Loans

(₹ in Lakhs)

| Particulars                           | 31 March 2018 | 31 March 2017 |
|---------------------------------------|---------------|---------------|
| Unsecured, considered good            |               |               |
| Loan to employees {Refer Note 32 (a)} | 298.86        | 71.85         |
| Security Deposit                      | 442.88        | 34.14         |
| <b>Total</b>                          | <b>741.74</b> | <b>105.99</b> |

## 10.6 Other Financial Assets

(₹ in Lakhs)

| Particulars   | 31 March 2018    | 31 March 2017    |
|---|------------------|------------------|
| Unsecured, considered good  |                  |                  |
| Recoverable from Ministry of Railways (Interest Accrued but not due)Refer Note 6.2 (ii)         | 25,286.66        | 24,674.78        |
| Recoverable from Telangana State Govt.  | 18,645.10        | 18,645.10        |
| Other Receivables   | 952.18           | 521.15           |
| Interest accrued on Fixed Deposit and others  | 83.07            | 280.94           |
| Recoverable from Ministry of Railways-Demand No. 80<br>Railway Major Head 3001 (Chardham Yatra) | 243.00           | -                |
| <b>Total</b>  | <b>45,210.02</b> | <b>44,121.97</b> |

## Note: - 11 Current Tax

(₹ in Lakhs)

| Particulars                   | 31 March 2018 | 31 March 2017   |
|-------------------------------|---------------|-----------------|
| <b>11.1 Current Tax Asset</b> |               |                 |
| Advance Tax and TDS           | -             | 10,623.54       |
| Less: Direct Tax Payable      | -             | (10,317.53)     |
| Income Tax Refundable         | 688.63        | 763.32          |
| <b>Total</b>                  | <b>688.63</b> | <b>1,069.33</b> |

## 11.2 Current Tax Liabilities

(₹ in Lakhs)

|                            |                 |          |
|----------------------------|-----------------|----------|
| Direct Tax Payable         | 11,885.16       | -        |
| Less : Advance Tax and TDS | (10,575.06)     | -        |
| <b>Total</b>               | <b>1,310.11</b> | <b>-</b> |

## Note: - 12

### Other current assets

(₹ in Lakhs)

| Particulars  | 31 March 2018     | 31 March 2017     |
|--|-------------------|-------------------|
| <b>(a) Advances Other than Capital Advances</b>                                |                   |                   |
| Advances to Zonal Railways   | 29,962.58         | 17,715.48         |
| Advances for Sleepers  | 24,121.08         | 15,811.74         |
| Mobilization Advances  | 24,132.00         | 18,905.61         |
| Other Advances (Project)   | 97,589.83         | 96,826.08         |
| <b>(b) Others</b>  |                   |                   |
| Interest accrued on Mobilization Advance                                       | 129.22            | 500.23            |
| Duties & Taxes   | 152.41            | -                 |
| (c) Prepaid Expenditure (Arising on Fair Value Adjustment on Financial Assets) | 21.56             | 33.16             |
| <b>Total</b>   | <b>176,108.69</b> | <b>149,792.30</b> |

## Note: - 13

### Equity Share capital

(₹ in Lakhs)

| Particulars   | As at 31 March 2018 | As at 31 March 2017 |
|---|---------------------|---------------------|
| Authorised share capital 3,00,00,00,000.00 Equity shares of ₹ 10 each   | 300,000.00          | 300,000.00          |
|   | 300,000.00          | 300,000.00          |
| Issued/Subscribed and Paid up Capital                                   |                     |                     |
| 2,08,50,20,100.00 Equity shares of ₹ 10 each (100% shareholding of MoR) | 208,502.01          | 208,502.01          |
|   | <b>208,502.01</b>   | <b>208,502.01</b>   |

### Details of shareholder holding more than 5% in the Company

(₹ in Lakhs)

| Name of the shareholder              | As at 31 March 2018        |                           | As at 31 March 2017        |                           |
|--------------------------------------|----------------------------|---------------------------|----------------------------|---------------------------|
|                                      | No in Shares<br>(in Lakhs) | % holding<br>in the class | No in Shares<br>(in Lakhs) | % holding<br>in the class |
| Equity shares of INR each fully paid |                            |                           |                            |                           |
| Ministry of Railways (MoR)           | 20,850.20                  | 100                       | 20,850.20                  | 100                       |
| <b>Total</b>                         | <b>20,850.20</b>           | <b>100</b>                | <b>20,850.20</b>           | <b>100</b>                |

## 1. Rights, Preferences and Restrictions attaching to shares

Equity Shares: The Company has one class of Equity Shares having at par value of ₹ 10 per share. Each shareholder is eligible for one vote per share held. In the event of liquidation, the equity shareholders are eligible to receive the remaining assets of the Company after distribution of all preferential amounts, in proportion to their shareholding.

## Reconciliation of the number of equity shares and share capital

(₹ in Lakhs)

| Name of the shareholder   | As at 31 March 2018        |            | As at 31 March 2017        |            |
|---|----------------------------|------------|----------------------------|------------|
|   | No in Shares<br>(in Lakhs) | ₹ in Lakhs | No in Shares<br>(in Lakhs) | ₹ in Lakhs |
| Issued/Subscribed and Paid up equity Capital outstanding at the beginning of the year | 20,850.20                  | 208,502.01 | 20,850.20                  | 208,502.01 |
| Add: Shares Issued during the year  | -                          | -          | -                          | -          |
| Issued/Subscribed and Paid up equity Capital outstanding at the end of the year       | 20,850.20                  | 208,502.01 | 20,850.20                  | 208,502.01 |

## No of shares issued as Bonus Shares/ Bought back

(₹ in Lakhs)

| Particulars                         | 2016-17                    | 2015-16                    | 2014-15                    | 2013-14                    | 2012-13                    |
|-------------------------------------|----------------------------|----------------------------|----------------------------|----------------------------|----------------------------|
|                                     | No in Shares<br>(in Lakhs) | No in Shares<br>(in Lakhs) | No in Shares<br>(in Lakhs) | No in Shares<br>(in Lakhs) | No in Shares<br>(in Lakhs) |
| No of shares issued as Bonus Shares | -                          | -                          | -                          | -                          | -                          |
| No of shares Bought back            | -                          | -                          | -                          | -                          | -                          |
|                                     | -                          | -                          | -                          | -                          | -                          |

## Note: - 14

## Other Equity

(₹ in Lakhs)

| Particulars       | 31 March 2018     | 31 March 2017    |
|-------------------|-------------------|------------------|
| General Reserve   | 7,100.00          | 7,100.00         |
| Retained Earnings | 119,546.14        | 92,735.95        |
|                   | <b>126,646.14</b> | <b>99,835.95</b> |

**Note: - 14.1**

(₹ in Lakhs)

| Particulars   | 31 March 2018     | 31 March 2017    |
|---|-------------------|------------------|
| (a) General Reserve   |                   |                  |
| As per last Balance sheet   | 7,100.00          | 7,100.00         |
| Add: Transfer from retained earning   | -                 | -                |
|   | <b>7,100.00</b>   | <b>7,100.00</b>  |
| (b) Retained Earnings   |                   |                  |
| As per last Balance Sheet   | 92,735.95         | 85,555.49        |
| Add: Profit after Tax   | 46,965.72         | 38,161.33        |
| Less: Dividend declared and paid during the year                                    | (1,250.00)        | (11,510.00)      |
| Less: Dividend distribution tax (DDT) on dividend declared and paid                 | (254.47)          | (2,343.17)       |
| Less: Interim Dividend paid during the year   | (15,450.00)       | (14,200.00)      |
| Less: Dividend distribution tax (DDT) on Interim dividend paid                      | (3,145.26)        | (2,890.79)       |
| <b>Items of Other comprehensive income recognised directly in retained earnings</b> |                   |                  |
| Remeasurements of defined benefits plans, net of tax                                | (55.81)           | (36.91)          |
|   | <b>119,546.14</b> | <b>92,735.95</b> |

- (i) On dated 23rd March 2018, the interim dividend of ₹ 0.50 per share was approved and paid for FY 2017-18, on dated 22nd December 2017, the interim dividend of ₹ 0.24 per share was approved and paid for FY 2017-18 (total interim dividend during FY 2017-18 of ₹ 15450.00 lakhs and DDT of ₹ 3145.26 lakhs).
- (ii) On dated 22nd September 2017, the final dividend of ₹ 0.06 per share was approved for FY 2016-17, Interim dividend of ₹ 0.68 per share was paid during the F.Y. 2016-17 (total dividend of ₹ 15,450.00 lakhs and DDT of ₹ 3145.26 lakhs).

## Note: - 15 Financial Liability - Non Current

### 15.1 Borrowings

(₹ in Lakhs)

| Particulars                                   | 31 March 2018 |                   | 31 March 2017 |                   |
|---|---------------|-------------------|---------------|-------------------|
| Unsecured                                     |               |                   |               |                   |
| (i) Indian Railway Finance Corporation        |               |                   |               |                   |
| Opening Balance                               | 194,545.50    |                   | 212,690.00    |                   |
| Addition during the year                      | 9,250.00      |                   | 3,713.00      |                   |
| Less Repayment made with in 12 months         | (24,132.50)   | 179,663.00        | (21,857.50)   | 194,545.50        |
| (ii) Interest accrued but not due (IRFC Loan) |               |                   |               |                   |
| Opening Balance                               | 49,142.56     |                   | 49,718.34     |                   |
| Addition during the year                      | 23,133.87     |                   | 24,717.45     |                   |
| Less Repayment made with in 12 months         | (26,024.56)   | 46,251.87         | (25,293.23)   | 49,142.56         |
|   |               | <b>225,914.87</b> |               | <b>243,688.06</b> |

#### Terms of Repayment:

- (iii) There is a moratorium period of 3 years for each year's loan. During the said moratorium period, no amount on account of interest and principal shall be payable. The interest shall be charged on yearly basis and repayment of loan shall be once in a year (for a period of 12 years) after the completion of moratorium period. Ministry of Railways would make available to RVNL the required funds thereafter, to enable them to do the debt servicing. The debt servicing will pass through RVNL books.
- (iv) Company has borrowed funds ₹ 9250.00 lakhs amount (Financial year 2016-17: ₹ 3,713.00 Lakhs) during the period from Indian Railway Finance Corporation (IRFC). The outstanding borrowing is ₹ 2,03,795.50 Lakhs (as at 31.03.2017 : ₹ 2,16,403.00 Lakhs, which includes current liability i.e. repayable in next twelve months ₹ 24,132.50 Lakhs (as at 31.03.2017: ₹ 21,857.50 Lakhs).
- (v) The Interest Liability has been assessed on the amount disbursed in the F.Y. 2005-06 to 2017-18 by applying the Interest rate as advised by the IRFC for each Financial year (2017-18 : 8.75% estimated, 2016-17 : 8.19%, 2015-16 : 8.68%, 2014-15 : 9.56%, 2013-14 : 9.60%, 2012-13 : 9.41%, 2011-12 : 10.12%, 2010-11 : 9.12%, 2009-10 : 8.92%, 2008-09 : 9.96%, 2007-08 : 10.24%, 2006-07 : 9.73%, 2005-06 : 8.06%) The interest accrued but not due on the IRFC loan amount has been shown in the Balance Sheet as recoverable from MoR under Current Assets & Non-Current assets (for the interest non recoverable in next 12 Months) and the interest payable but not due under the Current Liabilities and Non-Current Liabilities (for the interest not payable in next 12 Months) payable to IRFC.

## 15.2 Other Financial Liability

(₹ in Lakhs)

| Particulars                            | 31 March 2018    | 31 March 2017 |
|--|------------------|---------------|
| Earnest Money                          | 5,425.47         | -             |
| Performance Security Deposit           | 18,869.95        | -             |
| Misc. Deposit                          | 4,257.78         | -             |
| Retention money                        | 8,929.60         | -             |
| <b>Total other financial liability</b> | <b>37,482.80</b> | <b>-</b>      |

## Note: - 16 Other Non Current Liability

(₹ in Lakhs)

| Particulars                             | 31 March 2018   | 31 March 2017 |
|---|-----------------|---------------|
| Deferred Income (Fair Value Adjustment) | 4,008.35        | -             |
|   | <b>4,008.35</b> | <b>-</b>      |

## Note: - 17 Provisions

(₹ in Lakhs)

| Particulars                       | Provisions for employee benefits           |                       |                                  |                   |                         |                                  |                       | Total           |
|-----------------------------------|--|-----------------------|----------------------------------|-------------------|-------------------------|----------------------------------|-----------------------|-----------------|
|                                   | Provision for Foreign Service Contribution | Provision for PRP/PLI | Provision for Retirement Benefit | Provision for LTC | Provision for Ex Gratia | Provision for 7th Pay Commission | Provision for 3rd PRC |                 |
| <b>At 1-April-2016</b>            | <b>518.65</b>                              | <b>809.32</b>         | <b>813.29</b>                    | <b>17.26</b>      | <b>534.10</b>           | <b>298.21</b>                    | <b>-</b>              | <b>2,990.83</b> |
| Current                           | 518.65                                     | 809.32                | 62.82                            | 17.26             | 534.10                  | 298.21                           | -                     | 2,240.36        |
| Non Current                       | -  | -                     | 750.47                           | -                 | -                       | -                                | -                     | 750.47          |
| Provision made during the year    | 1,253.51                                   | 544.65                | 195.42                           | 61.08             | 615.25                  | 635.60                           | 140.21                | 3,445.72        |
| Utilization during the year       | (327.90)                                   | (420.38)              | (43.54)                          | (13.83)           | (515.12)                | (138.21)                         | -                     | (1,458.98)      |
| <b>At 31-March-2017</b>           | <b>1,444.26</b>                            | <b>933.59</b>         | <b>965.17</b>                    | <b>64.51</b>      | <b>634.23</b>           | <b>795.60</b>                    | <b>140.21</b>         | <b>4,977.57</b> |
| Current                           | 1,444.26                                   | 933.58                | 76.46                            | 64.51             | 634.23                  | 795.60                           | 140.21                | 4,088.86        |
| Non Current                       | -  | -                     | 888.71                           | -                 | -                       | -                                | -                     | 888.71          |
| Provisions made during the period | 1,317.69                                   | 1,291.66              | 202.73                           | 18.15             | 820.00                  | -                                | 267.78                | 3,918.01        |
| Utilisation during the period     | (949.99)                                   | (799.36)              | (204.49)                         | (7.71)            | (537.09)                | (635.60)                         | (333.92)              | (3,468.14)      |
| <b>At 31-March-2018</b>           | <b>1,811.96</b>                            | <b>1,425.88</b>       | <b>963.41752</b>                 | <b>74.95</b>      | <b>917.14</b>           | <b>160.00</b>                    | <b>74.07</b>          | <b>5,427.44</b> |
| Current                           | 1,811.96                                   | 1,425.88              | 113.66                           | 74.95             | 917.14                  | 160.00                           | 74.07                 | 4,577.67        |
| Non Current                       | -  | -                     | 849.76                           | -                 | -                       | -                                | -                     | 849.76          |

## Foot Note

### 17.1 Foreign Service Contribution :

The majority of the officers / staff employed in RVNL are on deputation from Indian Railways. RVNL is paying Foreign Service Contribution to the Indian Railways towards retirement benefits.

### 17.2 For RVNL Employees

The disclosure required under Indian Accounting Standard-19 “Employee Benefit” in respect of defined benefit plan is:

## Reconciliation of opening and closing balances of the present value of the defined benefit obligation:

(₹ in Lakhs)

| Particulars                          | Gratuity      |               | Leave Encashment |               | Half Pay Leave |              | LTC          |              |
|--------------------------------------|---------------|---------------|------------------|---------------|----------------|--------------|--------------|--------------|
|                                      | 31.03.2018    | 31.03.2017    | 31.03.2018       | 31.03.2017    | 31.03.2018     | 31.03.2017   | 31.03.2018   | 31.03.2017   |
| Opening Balance                      | 411.15        | 316.15        | 471.62           | 425.87        | 78.54          | 71.27        | 64.51        | 17.26        |
| Interest Cost                        | 30.84         | 25.29         | 35.37            | 34.07         | 5.89           | 5.70         | 4.84         | 1.38         |
| Current Service Cost                 | 125.24        | 90.80         | 45.62            | 88.95         | 17.82          | 14.57        | 17.54        | 14.54        |
| Benefit Paid                         | (37.89)       | (17.41)       | (145.46)         | (26.12)       | -              | -            | (7.71)       | (13.83)      |
| Actuarial (Gain)/ Loss on Obligation | 65.78         | (3.68)        | (134.45)         | (51.15)       | 6.94           | (13.00)      | (4.23)       | 45.16        |
| <b>Closing Balance</b>               | <b>595.12</b> | <b>411.15</b> | <b>272.70</b>    | <b>471.62</b> | <b>109.19</b>  | <b>78.54</b> | <b>74.95</b> | <b>64.51</b> |

## Amount Recognised in Statement of Profit and Loss

(₹ in Lakhs)

| Particulars                          | Gratuity      |               | Leave Encashment |              | Half Pay Leave |             | LTC          |              |
|--------------------------------------|---------------|---------------|------------------|--------------|----------------|-------------|--------------|--------------|
|                                      | 31.03.2018    | 31.03.2017    | 31.03.2018       | 31.03.2017   | 31.03.2018     | 31.03.2017  | 31.03.2018   | 31.03.2017   |
| Interest Cost                        | 30.84         | 25.29         | 35.37            | 34.07        | 5.89           | 5.70        | 4.84         | 1.38         |
| Current Service Cost                 | 125.24        | 90.80         | 45.62            | 88.95        | 17.82          | 14.57       | 17.54        | 14.54        |
| Actuarial (Gain)/ Loss on Obligation | -             | -             | (134.45)         | (51.15)      | 6.94           | (13.00)     | -            | -            |
|                                      | <b>156.07</b> | <b>116.09</b> | <b>(53.46)</b>   | <b>71.87</b> | <b>30.65</b>   | <b>7.27</b> | <b>22.38</b> | <b>15.92</b> |

## Amount Recognised in Other Comprehensive Income account

(₹ in Lakhs)

| Particulars                          | Gratuity     |               | Leave Encashment |            | Half Pay Leave |            | LTC           |              |
|--------------------------------------|--------------|---------------|------------------|------------|----------------|------------|---------------|--------------|
|                                      | 31.03.2018   | 31.03.2017    | 31.03.2018       | 31.03.2017 | 31.03.2018     | 31.03.2017 | 31.03.2018    | 31.03.2017   |
| Actuarial (Gain)/ Loss on Obligation | 65.78        | (3.68)        | -                | -          | -              | -          | (4.23)        | 45.16        |
|                                      | <b>65.78</b> | <b>(3.68)</b> | <b>-</b>         | <b>-</b>   | <b>-</b>       | <b>-</b>   | <b>(4.23)</b> | <b>45.16</b> |

Leave Encashment including Half pay Leave is payable to employees on retirement. The amount of Leave Encashment payable is based on past service and salary at time of retirement.

There are no Investment held against the provision for gratuity and leave encashment.

| ACTUARIAL ASSUMPTIONS   | 2017-18   | 2016-17   |
|-------------------------|---|---|
| Method Of Valuation :   | Project Unit Credit Method  | Project Unit Credit Method  |
| Discount Rate :         | 7.80%   | 7.50%   |
| Salary Escalation Rate: | 6.50%   | 6.50%   |
| Retirement Age:         | 60 Years  | 60 Years  |
| Withdrawal Rate:        | 3% at younger ages and reducing to 1% at older ages according to graduated scale. | 3% at younger ages and reducing to 1% at older ages according to graduated scale. |
| Mortality Rate          | India Assured Lives Mortality (2006-08) Ult.                                      | India Assured Lives Mortality (2006-08) Ult.                                      |

#### Sensitivity analysis:

The above sensitivity analysis is based on a change in an assumption while holding all other assumptions constant. In practice, this is unlikely to occur, and changes in some of the assumptions may be correlated. When calculating the sensitivity of the defined benefit obligation to significant actuarial assumptions the same method (projected unit credit method) has been applied as when calculating the defined benefit obligation recognised within the statement of financial position.

#### For the Year ended 31st March 2018

| Change in          | Change in assumptions | Effect on Gratuity obligation | Effect on Leave Encashment | Effect on Half pay Leave | Effect on LTC |
|--------------------|-----------------------|-------------------------------|----------------------------|--------------------------|---------------|
| Discount Rate      | +0.5%                 | (26.39)                       | (7.14)                     | (2.90)                   | (1.96)        |
|                    | -0.5%                 | 29.09                         | 7.53                       | 3.06                     | 2.07          |
| Salary Growth Rate | +0.5%                 | 29.32                         | 7.58                       | 2.90                     | -             |
|                    | -0.5%                 | (26.82)                       | (7.25)                     | (3.06)                   | -             |

## Note: - 18 Financial Liability Current

### 18.1 Trade Payables

(₹ in Lakhs)

| Particulars   | 31 March 2018   | 31 March 2017    |
|---|-----------------|------------------|
| - Micro, Small and medium enterprises (Refer note-35) | -               | -                |
| - Others  | 6,844.75        | 10,989.21        |
| <b>Total</b>  | <b>6,844.75</b> | <b>10,989.21</b> |

### 18.2 Other Financial Liability

(₹ in Lakhs)

| Particulars                                     | 31 March 2018    | 31 March 2017    |
|---|------------------|------------------|
| Earnest Money Deposits& Security Deposit        | 1,999.47         | 5,439.57         |
| Performance Security Deposit                    | 26,762.33        | 28,060.14        |
| Sundry Creditors (Miscellaneous Services)       | 79.34            | 155.60           |
| Sundry Creditors Others                         | 366.69           | 1,035.96         |
| Miscellaneous Deposit                           | 2,511.26         | 1,709.22         |
| Retention Money                                 | 6,228.18         | 6,726.47         |
| Other Liabilities                               | 1,438.01         | 1,193.95         |
| Expenses Payable                                | 320.38           | 362.48           |
| <b>Indian Railway Finance Corporation *</b>     |                  |                  |
| Opening balance                                 | 21,857.50        | 18,190.83        |
| Add: Addition during the year                   | 24,132.50        | 21,857.50        |
| Less: Repayment during the year                 | (21,857.50)      | (18,190.83)      |
|   | 24,132.50        | 21,857.50        |
| <b>Interest accrued but not due (IRFC Loan)</b> |                  |                  |
| Opening balance                                 | 24,674.78        | 20,800.42        |
| Add: Addition during the year                   | 26,024.56        | 25,293.23        |
| Less: Repayment during the year                 | (25,412.67)      | (21,418.87)      |
|   | 25,286.66        | 24,674.78        |
| <b>Total other financial liability</b>          | <b>89,124.83</b> | <b>91,215.67</b> |

\*For terms and conditions refer note no 15.1 and 32(c)

## Note: - 19 Other current Liability

(₹ in Lakhs)

| Particulars  | 31 March 2018 |            | 31 March 2017 |           |
|--|---------------|------------|---------------|-----------|
| <b>19.1 Other Advances</b>   |               |            |               |           |
| <b>i) Unsecured Project Advance Capital Ministry of Railways :</b>         |               |            |               |           |
| Opening Balance  | 91,572.04     |            | 805,662.56    |           |
| Add: Addition during the year  | 161,606.81    |            | 91,297.00     |           |
| Less: Projects Transferred during the year                                 | (312,363.97)  | -59,185.11 | (805,387.52)  | 91,572.04 |
| <b>ii) Unsecured Project Advance (Capital Fund) Ministry of Railways :</b> |               |            |               |           |
| Opening Balance  | 3,903.30      |            | 84,868.18     |           |
| Add: Addition during the year  | 5,887.01      |            | -             |           |
| Less: Projects Transferred during the year                                 | -             | 9,790.31   | (80,964.88)   | 3,903.30  |
| <b>iii) Unsecured Advance from MoR IRFC loan Repayment</b>                 |               |            |               |           |
| Opening Balance  | 447.15        |            | 27,662.76     |           |
| Add: Addition during the year  | 21,857.50     |            | 39,609.70     |           |
| Less: Projects Transferred during the year                                 | (22,304.65)   | 0.00       | (66,825.31)   | 447.15    |
| <b>iv) Unsecured: Misc. Advance Capital (Metro project)</b>                |               |            |               |           |
| Opening Balance  | 37,930.60     |            | 203,083.00    |           |
| Add: Addition during the year  | 25,639.00     |            | 44,505.00     |           |
| Less: Projects Transferred during the year                                 | (69,252.80)   | -5,683.21  | (209,657.40)  | 37,930.60 |
| <b>v) Project Advance Capital Bonds</b>                                    |               |            |               |           |
| Opening Balance  | 1,534.76      |            | 32,179.00     |           |
| Add: Addition during the year  | 0.00          |            | -             |           |
| Less: Projects Transferred during the year                                 | -             | 1,534.76   | (30,644.24)   | 1,534.76  |
| <b>vi) Project Advance Safety Fund</b>                                     |               |            |               |           |
| Opening Balance  | 1,860.35      |            | 8,652.00      |           |
| Add: Addition during the year  | 0.00          |            | 10,720.00     |           |
| Less: Projects Transferred during the year                                 | (1,365.73)    | 494.62     | (17,511.65)   | 1,860.35  |
| <b>vii) Development Fund-3</b>   |               |            |               |           |
| Opening Balance  | 2,442.90      |            | 13,794.00     |           |
| Add: Addition during the year  | 1,000.00      |            | 440.00        |           |
| Less: Projects Transferred during the year                                 | (3,551.74)    | -108.83    | (11,791.10)   | 2,442.90  |

|  |              |                 |              |                  |
|--|--------------|-----------------|--------------|------------------|
| <b>(viii) Project Advance EBR (IF)</b>       |              |                 |              |                  |
| Opening Balance                              | 9,243.56     |                 | 304,164.00   |                  |
| Add: Addition during the year                | 362,390.00   |                 | 291,073.00   |                  |
| Less: Projects Transferred during the year   | (263,804.28) | 107,829.28      | (585,993.44) | 9,243.56         |
| <b>(ix) Depreciation Reserve Fund</b>        |              |                 |              |                  |
| Opening Balance                              | 3.00         |                 | 3.00         |                  |
| Add: Addition during the year                | -            |                 | -            |                  |
| Less: Projects Transferred during the year   | (1.17)       | 1.83            | -            | 3.00             |
| <b>(ix) RRSK Fund</b>                        |              |                 |              |                  |
| Opening Balance                              | -            |                 |              |                  |
| Add: Addition during the year                | 2,882.00     |                 |              |                  |
| Less: Projects Transferred during the year   | -            | 2,882.00        |              |                  |
| <b>x) HSR Studies under Demand-2</b>         |              |                 |              |                  |
| Opening Balance                              | -            |                 | -            |                  |
| Add: Addition during the year                | 4,525.72     |                 | 1,312.45     |                  |
| Less: Projects Transferred during the year   | (4,225.30)   | 300.42          | (1,312.45)   | -                |
| <b>xi) Deposit Andhra Pradesh Govt.</b>      |              |                 |              |                  |
| Opening Balance                              | 2,860.72     |                 | 20,600.00    |                  |
| Add: Addition during the year                | 3,757.00     |                 | -            |                  |
| Less: Projects Transferred during the year   | -            | 6,617.72        | (17,739.28)  | 2,860.72         |
| <b>xii) Deposit Himachal Pradesh Govt.</b>   |              |                 |              |                  |
| Opening Balance                              | 1,200.00     |                 | -            |                  |
| Add: Addition during the year                | 8,602.00     |                 | 1,200.00     |                  |
| Less: Projects Transferred during the year   | -            | 9,802.00        | -            | 1,200.00         |
| <b>xiii) Advance received from Customers</b> |              | <b>7,033.84</b> |              | <b>12,924.73</b> |

## 19.2 Others

(₹ in Lakhs)

| Particulars                                | 31 March 2018 |          | 31 March 2017 |          |
|--|---------------|----------|---------------|----------|
| Duties & Taxes                             |               | 9,457.75 |               | 3,626.66 |
| Dividend Payable                           |               | -        |               | -        |
| RVNL Welfare Fund                          |               | 48.05    |               | 35.76    |
| <b>RVNL Welfare Scheme#</b>                |               |          |               |          |
| Opening Balance                            | -             |          | 1,000.00      |          |
| Add: Addition during the year              | -             |          | -             |          |
| Less: Projects Transferred during the year | -             | -        | (1,000.00)    | -        |

(₹ in Lakhs)

| RVNL Medical Scheme#                    |          |                  |          |                   |
|---|----------|------------------|----------|-------------------|
| Opening Balance                         | -        |                  | -        |                   |
| Add: Addition during the year           | 256.37   |                  | 163.14   |                   |
| Less: Adjustment during the year        | (256.37) | -                | (163.14) | -                 |
| Deferred Income (Fair Value Adjustment) |          | 3,418.11         |          | 6,950.31          |
|   |          | <b>94,233.53</b> |          | <b>176,535.84</b> |

#### # RVNL Medical and Welfare Scheme

Company has provided contribution of ₹ 256.37 lakhs (Previous year ₹ 163.10 lakhs) in RVNL Medical Scheme and ₹ Nil (Previous Year ₹ Nil) in RVNL Welfare Scheme of RVNL Medical and Welfare Trust.

#### Note: - 20

#### Revenue from operations

(₹ in Lakhs)

| Particulars  | For the year ended<br>31 Mar 2018 | For the year ended<br>31 Mar 2017 |
|--|-----------------------------------|-----------------------------------|
| <b>Revenue from Operation:</b>                                 |                                   |                                   |
| (Turnover from Construction Work and Project related Activity) |                                   |                                   |
| - From MoR Projects  | 558,086.02                        | 423,466.43                        |
| - From MoR Metro Projects                                      | 49,255.39                         | 48,897.75                         |
| - From MoR Projects (Executed by Zonal Railways)               | 2,169.33                          | 9,312.74                          |
| - From Deposit Work - Projects (SPV)                           | 116,694.11                        | 91,221.54                         |
| - From Deposit Work - Project (Others)                         | 29,451.08                         | 19,063.82                         |
| <b>Total</b>   | <b>755,655.93</b>                 | <b>591,962.28</b>                 |

**20.1** In accordance with Railway Board's letter No. 2004/W-1/RVNL/15 dated 04.01.2012 RVNL has accounted Consolidated Management fee @ 9.25% in case of Metro Projects and 8.5% in case of Other Plan Heads on the expenditure incurred by RVNL on MoR projects. As per the directions of MoR, all expenditure in the nature of consultancies related to Project Management are being charged directly to project. D&G charges payable to Railway up to 0.25 % of cost of projects are allocated to the projects on actual funds released to the respective Zonal Railway, Expenditure incurred on D&G (Supervision) are being charged to the Statement of Profit & Loss account. The miscellaneous receipts from sale proceeds of Tender and other income has been credited to the Statement Profit & Loss account.

**20.2** In respect of SPV projects, construction works have been undertaken by RVNL as per the terms and conditions of the Model Construction agreement for execution of SPV Projects issued by MoR and revenue recognised accordingly. In respect of Kutch Railways Company Limited (KRCL), revenue is recognised based on bills raised and payments received although acceptance of Formal Construction Agreement by KRCL is pending.

**20.3** In respect of Deposit Work of Simar Port and Rewas Port Turnover of ₹ 29.26 lakhs has been accounted and adjusted with the outstanding balances of respective parties.

**Note: - 21**  
**Other Income**

(₹ in Lakhs)

| Particulars   | For the year ended<br>31 Mar 2018 | For the year ended<br>31 Mar 2017 |
|---|-----------------------------------|-----------------------------------|
| (a) Interest income   |                                   |                                   |
| - Banks - Gross   | 11,270.33                         | 15,838.75                         |
| - Others - Gross  | 5,449.10                          | 4,241.32                          |
| (b) Dividend income:  | 1,000.00                          | 550.00                            |
| (c) Misc. Income  | 268.90                            | 439.44                            |
| (d) Unwinding of interest income on security deposit          | 54.41                             | 51.41                             |
| (e) Amortisation of deferred revenue on financial liabilities |                                   |                                   |
| - Performance Deposit   | 2,553.50                          | 2,295.24                          |
| - Misc Deposits   | 365.54                            | 170.66                            |
| - Retention Money   | 919.19                            | 663.06                            |
| - Earnest Money   | 599.31                            | 505.89                            |
| <b>Total</b>  | <b>22,480.28</b>                  | <b>24,755.78</b>                  |

"Interest from others" includes interest from Special Purpose Vehicles (SPVs) against balances outstanding.

**Note: - 22**  
**Expenses on Operations :-**

(₹ in Lakhs)

| Particulars  | For the year ended<br>31 Mar 2018 | For the year ended<br>31 Mar 2017 |
|--|-----------------------------------|-----------------------------------|
| <b>Expenses on Operation:</b>                                  |                                   |                                   |
| (Direct Expenses on Construction and Project related Activity) |                                   |                                   |
| - Incurred on MoR Projects                                     | 515,426.11                        | 391,028.36                        |
| - Incurred on MoR Metro Projects                               | 45,086.57                         | 44,650.77                         |
| - Incurred on Projects (Zonal Railway)                         | 2,169.33                          | 9,312.74                          |
| - Incurred on Deposit Work - Projects (SPV)                    | 108,421.09                        | 84,879.35                         |
| - Incurred on Deposit Work - Projects ( Others)                | 27,213.58                         | 17,649.28                         |
| <b>Total</b>   | <b>698,316.67</b>                 | <b>547,520.50</b>                 |

**22.1** Expenditure against contracts awarded by the Company is recognized on completion of measurements and testing certified by the Engineer.

**22.2** Expenditure of execution of projects done by the Zonal Railways on behalf of the Company on MoR projects is accounted for on the basis of statement of estimated expenditure received from respective Zonal Railways and is adjusted allocation-wise as and when the final expenditure statement is received.

**22.3** With the rationalisation of the revenue stream of RVNL, the expenses incurred on supervision and monitoring directly allocable to the projects have been reviewed in terms of Railway Board 's letter no 2004/W-1/RVNL/15 dated 04/01/2012, the pattern of booking of expenditure on Zonal Railways and general accounting practices. The expenditure incurred on this account related to execution of Deposit Works (for SPV and others) have been charged to the Statement of Profit and Loss.

## Note: - 23

### Employee Benefit Expenses

(₹ in Lakhs)

| Particulars                                 | For the year ended<br>31 Mar 2018 | For the year ended<br>31 Mar 2017 |
|---|-----------------------------------|-----------------------------------|
| (a) Salaries and Wages                      | 12,976.43                         | 10,888.15                         |
| (b) Contribution to Provident & Other Funds | 519.11                            | 364.00                            |
| (c) Staff Welfare Expenses.                 | 538.89                            | 724.35                            |
| <b>Total</b>                                | <b>14,034.44</b>                  | <b>11,976.50</b>                  |

## Note: - 24

### Finance Costs

(₹ in Lakhs)

| Particulars   | For the year ended<br>31 Mar 2018 | For the year ended<br>31 Mar 2017 |
|---|-----------------------------------|-----------------------------------|
| (a) Unwinding of Interest Cost Performance Deposit                  | 2,618.21                          | 2,190.25                          |
| (b) Unwinding of Interest Cost Misc Deposit                         | 355.11                            | 171.48                            |
| (c) Unwinding of Interest Cost Retention Money                      | 916.25                            | 628.62                            |
| (d) Unwinding of Interest Cost Earnest Money                        | 576.26                            | 555.06                            |
| (e) Interest on Loan from IRFC ( Complete Project)(refer note 24.1) | 10,043.18                         | 7,752.22                          |
| Less: Interest receivable from MoR on loan from IRFC                | (10,043.18)                       | (7,752.22)                        |
| <b>Total</b>  | <b>4,465.83</b>                   | <b>3,545.42</b>                   |

24.1 Interest payable on IRFC Loan for the above mentioned period and recoverable from MoR for completed/ transferred project has been disclosed .

## Note: - 25

### Depreciation and Amortization

(₹ in Lakhs)

| Particulars   | For the year ended<br>31 Mar 2018 | For the year ended<br>31 Mar 2017 |
|---|-----------------------------------|-----------------------------------|
| Depreciation on Property Plant and equipment (Refer Note 3) | 480.86                            | 500.28                            |
| Amortisation on Intangible Assets (Refer Note 5)            | 2.62                              | 1.51                              |
| <b>Total</b>  | <b>483.48</b>                     | <b>501.79</b>                     |

**Note: - 26**  
**Other Expenses**

(₹ in Lakhs)

| Particulars                                 | For the year ended<br>31 Mar 2018 | For the year ended<br>31 Mar 2017 |
|---|-----------------------------------|-----------------------------------|
| (a) Power & Fuel                            | 215.36                            | 200.65                            |
| (b) Rent (Refer note-26.1)                  | 607.86                            | 769.73                            |
| (c) Rates & Taxes                           | 0.63                              | 1.63                              |
| (d) Miscellaneous Expenditure               | 254.40                            | 149.57                            |
| (e) Payment to Auditors                     |                                   |                                   |
| (i) As Auditor                              | 19.90                             | 11.57                             |
| (ii) For Taxation Matters                   | 2.72                              | 3.06                              |
| (iii) For Other Services                    | 1.82                              | 1.73                              |
| (iv) For Expenses                           | -                                 | 1.55                              |
| (v) For Expenses-Previous Auditor           | 0.38                              | -                                 |
| (f) Advertisement and Business Promotion    | 568.60                            | 534.83                            |
| (g) Printing and Stationery                 | 340.29                            | 312.29                            |
| (h) Travelling & Local Conveyance           | 396.89                            | 392.34                            |
| (i) Communication                           | 339.79                            | 335.00                            |
| (j) Books & Periodicals                     | 4.74                              | 4.34                              |
| (k) Legal and Professional Charges          | 509.08                            | 372.29                            |
| (l) Consultant Fee                          | 357.53                            | 700.37                            |
| (m) Other expenses                          | 668.82                            | 627.69                            |
| (n) Expenditure of Multi Functional Complex | -                                 | 4.81                              |
| (o) Short & Excess due to rounding off      | 0.30                              | (0.10)                            |
| <b>Total</b>                                | <b>4,289.11</b>                   | <b>4,423.35</b>                   |

**26.1** The company has taken offices and residential premises under operating lease. The lease agreement are for period form 11 months to 3 years and are cancellable & renewable by consent. Rent expenses includes ₹ 51.50 lakhs during the year ended 31.03.2018 and ₹ 54.92 Lakhs during the year ended 31.03.2017 for amortisation of deferred expense recognised due to fair valuation of security deposits.

**26.2** The company has reversed the provision of 7th pay commission of ₹ 635.60 lakhs, ₹ 0.13 lakhs for service tax payable to Statutory Auditor . It has been shown as exceptional item in the Statement of Profit & Loss.

**Note: - 27**

**CSR and R&D Expenses**

(₹ in Lakhs)

| Particulars                         | For the year ended<br>31 Mar 2018 | For the year ended<br>31 Mar 2017 |
|-------------------------------------|-----------------------------------|-----------------------------------|
| (a) CSR Expenses                    | 767.35                            | 612.29                            |
| (b) Research & Development Expenses | -                                 | -                                 |
| <b>Total</b>                        | <b>767.35</b>                     | <b>612.29</b>                     |

**27.1** As per the Companies Act, 2013, an amount equivalent to 2% of Average PBT of immediately preceding 3 Financial Year i.e. ₹ 767.35 Lakhs is required to be spent during the year on Corporate Social Responsibility (CSR) Activities.

**27.2 Amount spent during the period**

(₹ in Lakhs)

| Particulars                                       | In Cash       | Yet to be paid in Cash | Total         |
|---|---------------|------------------------|---------------|
| <b>For the year ended 31 Mar 2018</b>             |               |                        |               |
| <b>(I) Construction/acquisition of any assets</b> | -             | -                      | -             |
| <b>(ii) On purpose other than (I) above</b>       |               |                        |               |
| Healthcare  | 442.03        | -                      | 442.03        |
| Education and livelihood                          | 266.62        | -                      | 266.62        |
| Environment                                       | 38.70         | -                      | 38.70         |
| Rural Development                                 | -             | -                      | -             |
| Administrative                                    | 20.00         | -                      | 20.00         |
| <b>Total Expenses (ii)</b>                        | <b>767.35</b> | -                      | <b>767.35</b> |
| <b>Grand Total (i) and (ii)</b>                   | <b>767.35</b> | -                      | <b>767.35</b> |
| <b>For the year ended 31 Mar 2017</b>             |               |                        |               |
| <b>(I) Construction/acquisition of any assets</b> | -             | -                      | -             |
| <b>(ii) On purpose other than (I) above</b>       |               |                        |               |
| Healthcare  | 273.66        | -                      | 273.66        |
| Education and livelihood                          | 336.01        | -                      | 336.01        |
| Environment                                       | 2.62          | -                      | 2.62          |
| Rural Development                                 | -             | -                      | -             |
| Administrative                                    | -             | -                      | -             |
| <b>Total Expenses (ii)</b>                        | <b>612.29</b> | -                      | <b>612.29</b> |
| <b>Grand Total (i) and (ii)</b>                   | <b>612.29</b> | -                      | <b>612.29</b> |

## Note: - 28

### Tax Expense

(₹ in Lakhs)

| Particulars   | For the year ended<br>31 Mar 2018 | For the year ended<br>31 Mar 2017 |
|---|-----------------------------------|-----------------------------------|
| <b>Current income tax:</b>                                    |                                   |                                   |
| Current income tax charge                                     | 11,885.16                         | 10,317.53                         |
| Adjustments in respect of previous year                       | 18.53                             | 1.01                              |
| <b>Deferred tax:</b>  |                                   |                                   |
| Relating to origination and reversal of temporary differences | (2,454.50)                        | (341.67)                          |
|   | 9,449.19                          | 9,976.87                          |

### 28.1 Other Comprehensive Income section

Deferred tax related to items recognised in OCI during the year:

(₹ in Lakhs)

| Particulars  | For the year ended<br>31 Mar 2018 | For the year ended<br>31 Mar 2017 |
|--|-----------------------------------|-----------------------------------|
| Net loss/(gain) on remeasurements of defined benefit plans | 5.73                              | 4.57                              |
| <b>Total</b>   | <b>5.73</b>                       | <b>4.57</b>                       |

**28.2 Reconciliation of tax expense and the accounting profit multiplied by India's domestic tax rate for 31 March 2017 and 31 March 2018:**

(₹ in Lakhs)

| Particulars   | For the year ended<br>31 Mar 2018 | For the year ended<br>31 Mar 2017 |
|---|-----------------------------------|-----------------------------------|
| Accounting profit before tax from continuing operations | 56,414.92                         | 48,138.20                         |
| Profit/(loss) before tax from a discontinued operation  | -                                 | -                                 |
| <b>Accounting profit before income tax</b>              | <b>56,414.92</b>                  | <b>48,138.20</b>                  |
| <b>Calculation as per MAT</b>                           |                                   |                                   |
| At India's statutory income tax rate of 21.3416%        | 12,039.85                         | 10,273.43                         |
| Less: Ind-AS Adjustment                                 | 19.22                             | 96.92                             |
| Less: Dividend Income (Exempt)                          | (213.42)                          | (117.38)                          |
| Add: Expenditure disallowed as per Rule 8D              | 21.33                             | 64.56                             |
| Add: Interest on TDS and Tax                            | 18.17                             | -                                 |
| <b>Tax payable as per MAT</b>                           | <b>11,885.16</b>                  | <b>10,317.53</b>                  |
| Add: Adjustments in respect of previous year            | 18.53                             | 1.01                              |
| Less: Deferred Tax Assets (Refer note no. 7)            | (2,454.50)                        | (341.67)                          |
| <b>Tax Expenses</b>                                     | <b>9,449.19</b>                   | <b>9,976.87</b>                   |
| <b>Effective Rate of income Tax</b>                     | <b>16.75%</b>                     | <b>20.73%</b>                     |

## Note: - 29

### Components of Other Comprehensive Income (OCI)

The disaggregation of changes to OCI by each type of reserve in equity is shown below

(₹ in Lakhs)

| Particulars   | For the year ended<br>31 Mar 2018 | For the year ended<br>31 Mar 2017 |
|---|-----------------------------------|-----------------------------------|
| Remeasurement of Defined benefit plans  | (61.55)                           | (41.48)                           |
| Income Tax relating to Items that will not be reclassified to profit and loss | 5.73                              | 4.57                              |
| <b>Total</b>  | <b>(55.81467)</b>                 | <b>(36.91000)</b>                 |

## Note: - 30 Capital management

The company objective to manage its capital in a manner to ensure and safeguard their ability to continue as a going concern so that company can continue to provide maximum returns to shareholders and benefit to other stake holders. Company has paid dividend as per the guidelines issued by Department of Public Enterprises (DPE) as follows:-

(₹ in Lakhs)

| Particulars   | For the year ended<br>31 Mar 2018 | For the year ended<br>31 Mar 2017 |
|---------------|-----------------------------------|-----------------------------------|
| Dividend Paid | 16,700.00                         | 25,710.00                         |
| <b>Total</b>  | <b>16,700.00</b>                  | <b>25,710.00</b>                  |

Further, company manages its capital structure to make adjustments in light of changes in economic conditions and the requirements of the financial covenants. Company has borrowed the funds from IRFC for railway projects, for repayment of IRFC loan Ministry of Railways would make available to RVNL the required funds thereafter, to enable them to do the debt servicing. The debt servicing will pass through RVNL books.

## Debt Equity Ratio

(₹ in Lakhs)

| Particulars               | For the year ended<br>31 Mar 2018 | For the year ended<br>31 Mar 2017 |
|---------------------------|-----------------------------------|-----------------------------------|
| Borrowing (Note No. 15.1) | 225,914.87                        | 243,688.06                        |
| <b>Long term debt</b>     | <b>225,914.87</b>                 | <b>243,688.06</b>                 |
| Equity (Note No.13)       | 208,502.01                        | 208,502.01                        |
| Other equity (Note No.14) | 126,646.14                        | 99,835.95                         |
| <b>Total equity</b>       | <b>335,148.15</b>                 | <b>308,337.96</b>                 |
| <b>Debt equity Ratio</b>  | <b>40:60</b>                      | <b>44:56</b>                      |

In order to achieve this overall objective, the Company capital management, amongst other things, aims to ensure that it meets financial covenants attached to the interest-bearing loans and borrowings that define capital structure requirements.

No changes were made in the objectives, policies or processes for managing capital during the year ended 31 March 2018.

## Note 31 :Fair Value measurements

### (i) Financial Instruments by Category

(₹ in Lakhs)

| Particulars                                       | 31 March 2018   |          |                   | 31 March 2017   |          |                   |
|---|-----------------|----------|-------------------|-----------------|----------|-------------------|
|   | FVTPL           | FVTOCI   | Amortised Cost    | FVTPL           | FVTOCI   | Amortised Cost    |
| <b>Financial Assets</b>                           |                 |          |                   |                 |          |                   |
| Loans   | -               | -        | 695.00            | -               | -        | 142.23            |
| Lease Receivables                                 | -               | -        | 196,085.27        | -               | -        | 134,719.07        |
| Trade Receivables                                 |                 |          | 93,723.59         |                 |          | 28,099.66         |
| Investments *                                     | 1,000.00        | -        | -                 | 1,000.00        | -        | -                 |
| Cash and Cash Equivalents                         | -               | -        | 34,083.49         | -               | -        | 124,943.43        |
| Bank Balances other than Cash and Cash equivalent | -               | -        | 106,000.00        | -               | -        | 145,000.00        |
| Recoverable from MOR                              | -               | -        | 71,538.53         | -               | -        | 73,817.34         |
| Security Deposit                                  | -               | -        | 646.56            | -               | -        | 620.03            |
| Other Receivable                                  |                 |          | 963.55            |                 |          | 521.15            |
| Other Financial Assets                            | -               | -        | 19,018.91         | -               | -        | 18,926.04         |
| <b>Total Financial Assets</b>                     | <b>1,000.00</b> | <b>-</b> | <b>522,754.90</b> | <b>1,000.00</b> | <b>-</b> | <b>526,788.95</b> |
| <b>Financial Liabilities</b>                      |                 |          |                   |                 |          |                   |
| Borrowings  | -               | -        | 225,914.87        | -               | -        | 243,688.06        |
| Trade Payables                                    | -               | -        | 6,844.75          | -               | -        | 10,989.21         |
| Earnest Money Deposits                            | -               | -        | 7,424.94          | -               | -        | 5,439.57          |
| Performance Security Deposit                      | -               | -        | 45,632.28         | -               | -        | 28,060.14         |
| Miscellaneous Deposit                             | -               | -        | 6,769.04          | -               | -        | 1,709.22          |
| Retention money                                   | -               | -        | 15,157.78         | -               | -        | 6,726.47          |
| Other financial liabilities                       | -               | -        | 51,623.59         | -               | -        | 49,280.27         |
| <b>Total Financial Liabilities</b>                | <b>-</b>        | <b>-</b> | <b>359,367.24</b> | <b>-</b>        | <b>-</b> | <b>345,892.94</b> |

(i) Investment in Indian Port Railway Corporation Limited is reported at historical cost due to non availability of fair value of the investment.

(ii) Fair value of financial assets and liabilities that are measured at amortised cost:

(₹ in Lakhs)

| Particulars                  | 31 March 2018    |                  | 31 March 2017    |                  |
|------------------------------|------------------|------------------|------------------|------------------|
|                              | Carrying value   | Fair value       | Carrying value   | Fair value       |
| <b>Financial Assets</b>      |                  |                  |                  |                  |
| Security deposits            | 646.56           | 703.69           | 620.03           | 674.10           |
| <b>Total Assets</b>          | <b>646.56</b>    | <b>703.69</b>    | <b>620.03</b>    | <b>674.10</b>    |
| <b>Financial Liabilities</b> |                  |                  |                  |                  |
| Other financial liabilities  |                  |                  |                  |                  |
| Earnest Money Deposits       | 7,424.94         | 7,664.70         | 5,439.57         | 5,759.33         |
| Performance Security Deposit | 45,632.28        | 43,411.92        | 28,060.14        | 29,290.82        |
| Miscellaneous Deposit        | 6,769.04         | 6,913.65         | 1,709.22         | 1,827.69         |
| Retention money              | 15,157.78        | 15,572.00        | 6,726.47         | 7,140.46         |
| <b>Total Liabilities</b>     | <b>74,984.04</b> | <b>73,562.28</b> | <b>41,935.40</b> | <b>44,018.30</b> |

- i) The carrying amounts of trade receivables, trade payables, cash and cash equivalents and other short term trade receivables and payables which are due to be settled within 12 months are considered to the same as their fair values, due to short term nature.
- ii) Long term variable rate borrowings and lease receivables are evaluated by company on parameters such as interest rates, specific country risk factors and other risk factors. Based on this evaluation the fair value of such payables are not materially different from their carrying amount.
- iii) The fair value of Security Deposits and Earnest Money Deposit, Performance Security Deposit, Miscellaneous Deposit and Retention Money are calculated based on cash flows discounted using current market rate. Interest rate of fixed deposits as on the beginning of financial year is being considered as discounting rate, for F Y 2017-18 rate used is 6.10%. They are classified as level 3 fair values in fair value hierarchy due to the inclusion of unobservable inputs including counterparty credit risk.
- iv) Investment in unquoted equity of subsidiaries and joint ventures are stated at cost as per exemption provided by Para 10 of IND AS 27.
- v) Staff loans and advances have been continued at carrying value as measurement implications are immaterial.

### Fair Value hierarchy

Level 1- Quoted prices (unadjusted) in active markets for identical assets or liabilities

Level 2- Inputs other than quoted prices included within Level 1 that are observable for the assets or liability, either directly (i.e. as prices) or indirectly (i.e. derived form prices)

Level 3- Inputs for the assets or liabilities that are not based on observable market data (unobservable inputs)

The following table presents the fair value measurement hierarchy of financial assets and liabilities measured at amortised cost:-

**As at 31-03-2018**

(₹ in Lakhs)

| Particulars                        | Level 1 | Level 2 | Level 3       | Total         |
|------------------------------------|---------|---------|---------------|---------------|
| <b>Financial Assets</b>            |         |         |               |               |
| Financial assets at Amortised Cost |         |         |               |               |
| Security deposits                  | -       | -       | 703.69        | 703.69        |
|                                    | -       | -       | <b>703.69</b> | <b>703.69</b> |

**As at 31-03-2018**

(₹ in Lakhs)

| Particulars                             | Level 1 | Level 2 | Level 3          | Total            |
|---|---------|---------|------------------|------------------|
| <b>Financial Liabilities</b>            |         |         |                  |                  |
| Financial Liabilities at Amortised Cost |         |         |                  |                  |
| Earnest Money Deposits                  | -       | -       | 7,664.70         | 7,664.70         |
| Performance Security Deposit            | -       | -       | 43,411.92        | 43,411.92        |
| Miscellaneous Deposit                   | -       | -       | 6,913.65         | 6,913.65         |
| Retention money                         | -       | -       | 15,572.00        | 15,572.00        |
|   | -       | -       | <b>73,562.28</b> | <b>73,562.28</b> |

**As at 31-03-2017**

(₹ in Lakhs)

| Particulars                        | Level 1 | Level 2 | Level 3       | Total         |
|------------------------------------|---------|---------|---------------|---------------|
| <b>Financial Assets</b>            |         |         |               |               |
| Financial assets at Amortised Cost |         |         |               |               |
| Security deposits                  | -       | -       | 674.10        | 674.10        |
|                                    | -       | -       | <b>674.10</b> | <b>674.10</b> |

**As at 31-03-2017**

(₹ in Lakhs)

| Particulars                             | Level 1 | Level 2 | Level 3          | Total            |
|---|---------|---------|------------------|------------------|
| <b>Financial Liabilities</b>            |         |         |                  |                  |
| Financial Liabilities at Amortised Cost |         |         |                  |                  |
| Earnest Money Deposits                  | -       | -       | 5,759.33         | 5,759.33         |
| Performance Security Deposit            | -       | -       | 29,290.82        | 29,290.82        |
| Miscellaneous Deposit                   | -       | -       | 1,827.69         | 1,827.69         |
| Retention money                         | -       | -       | 7,140.46         | 7,140.46         |
|   | -       | -       | <b>44,018.30</b> | <b>44,018.30</b> |

### **(iii) Financial risk management**

The Company's principal financial liabilities comprise Borrowings from IRFC, trade payables and other payables. The main purpose of these financial liabilities is to finance the company's operations. The Company's principal financial assets include trade and lease receivables and cash and cash equivalents that derive directly from its operations. The Company is exposed to market risk, credit risk and liquidity risk. The company financial risk activities are governed by appropriated policies and procedures and that financial risk are identified, measured and managed in accordance with the companies policies and risk objectives. The board of directors reviews and agrees policies for managing each of these risk, which are summarised below:

#### **a) Market Risk**

Market risk is the risk that the fair value of future cash flows of a financial instruments will fluctuate because of changes in market prices. Market risk comprises Interest rate risk and foreign currency risk. Financial instruments affected by market risk includes loans and borrowing, deposits and other non derivative financial instruments.

##### **i) Interest Rate Risk**

Interest rate risk is the risk that the fair value of future cash flows of a financial instruments will fluctuate because of change in market interest rate and in case of IRFC loan for payment of interest and principal Ministry of Railways would make available to RVNL the required funds therefore the risk related to IRFC loan is nil, debt servicing will pass through RVNL books only.

##### **ii) Foreign Currency Risk**

Company has take services from outside India for project expenses and is exposed to foreign currency risk arising from such foreign currency transactions. due to immateriality of foreign exchange amount company does not hedge any risk.

#### **b) Credit risk**

Credit risk is the risk of financial loss to the Company if a customer or counterparty to a financial instrument fails to meet its contractual obligations, and arises principally from the Company's receivables from customers. The company is exposed to credit risk from its financial activities including deposits with banks, financial institutions and other financial instruments. There is negligible risk for receivable from Ministry of railways also company does not have any history of bad debts.

#### **Financial instruments and cash deposits**

Credit risk from balances with banks and financial institutions is managed in accordance with the companies policy. Investment of surplus are made only with approved with counterparty on the basis of the financial quotes received from the counterparty.

##### **c) Liquidity risk**

Liquidity risk is the risk that the company will not be able to meet its financial obligations as they become due. The company manages its liquidity risk by ensuring, as far as possible, that it will always have sufficient

liquidity to meet its liabilities when due, under both normal and stressed conditions, without incurring unacceptable losses or risk to the company's reputation. The company's principal sources of liquidity are cash and cash equivalents and the cash flow that is generated from operations. The company has no bank borrowings. The company believes that the working capital is sufficient to meet its current operational requirements. Any short term- surplus cash generated, over and above the amount required for working capital management and other operational requirements, are retained as cash and investment in short term deposits with banks. The said investments are made in instruments with appropriate maturities and sufficient liquidity.

**Note 32 Key sources of estimation uncertainty**

The followings are the key assumptions concerning the future, and the key sources of estimation uncertainty at the end of the reporting period that may have a significant risk of causing a material adjustment to the carrying amount of assets and liabilities with next financial year.

**a) Fair valuation measurement and valuation process**

Financial instruments are measured initially at fair value and subsequently at amortised cost on the basis of materiality, transaction value upto ₹ 12.00 lakhs are measured at fair value on initial recognition and subsequently at amortised cost on group basis by considering that the amount is recoverable or payable at a average period of 5 years and Income and amortisation on such financial instruments has been considered on yearly basis. Transaction value of ₹ 12.00 lakhs or more are measured at fair value at initial recognition and subsequently at amortised cost on individual transaction basis. Impact of fair valuation of Staff loans and advances are immaterial therefore it has been continuing at the carrying value.

The fair values of financial assets and financial liabilities is measured the valuation techniques including the DCF model. The inputs to these method are taken from observable markets where possible, but where this is not feasible, a degree of judgment is required in establishing fair values. Judgments include considerations of inputs such as liquidity risk, credit risk and volatility. Changes in assumptions about these factors could affect the reported fair value of financial instruments. See Note 31 for further disclosures.

**b) Taxes**

Deferred tax assets are recognized for unused tax losses and unabsorbed depreciation to the extent that it is probable that taxable profit will be available against which losses can be utilised significant management judgment is required to determine the amount of deferred tax asset that can be recognised, based upon the likely timing and level of future taxable profit together with future tax planning strategies.

**c) Borrowings and Lease Receivables from Railway against Completed Projects**

Company has borrowed funds from Indian Railway Finance Corporation for the purpose of construction of railway projects. There is a moratorium period of 3 years for each year's loan. During the said moratorium period, no amount on account of interest and principal shall be payable. The interest shall be charged on yearly basis and repayment of loan along with interest shall be once in a year (for a period of 12 years) after the completion of moratorium period. Ministry of Railways would make available to RVNL the required funds

thereafter, to enable them to do the debt servicing. The debt servicing will pass through RVNL books. Accordingly, funds are received by RVNL on each year from MoR and the same is transferred to IRFC immediately. Therefore, there is no impact on Profit & Loss of RVNL i.e.. on the debit side of Profit & Loss finance cost is charged and by the same amount interest income is recognised in Statement of Profit and Loss.

### Note 33 Prior Period Errors

(₹ in Lakhs)

| Particulars   | 31 March 2018   | 31 March 2017   |
|---|-----------------|-----------------|
| <b>Impact on equity (increase/(decrease) in equity)</b> |                 |                 |
| Sundry Creditors  | -               | -               |
| Sundry Creditors (Others)                               | (12.75)         | (11.06)         |
| Employee Loan and Advances                              | -               | 0.02            |
| Trade Payable   | -               | 2.94            |
| Sundry Creditors (Staff)                                | -               | 0.19            |
| Sundry Debtors  | -               | 0.20            |
| Financial Liabilities                                   | (338.68)        | (338.68)        |
| Financial Assets  | -               | -               |
| Property, Plant & Equipment and Intangible Assets       | 10.15           | 10.15           |
| <b>Net Impact on Equity</b>                             | <b>(341.28)</b> | <b>(336.24)</b> |

| Particulars   | 31 March 2018 | 31 March 2017 |
|---|---------------|---------------|
| <b>Impact on statement in profit and loss (increase/(decrease) in profit)</b> |               |               |
| Interest Cost on Financial Liabilities  | -             | 17.70         |
| Deferred Income on Financial Liabilities                                      | -             | (356.38)      |
| Rent Expense on Financial Assets  | -             | -             |
| Depreciation and Amortisation   | -             | (2.60)        |
|   | -             | (341.29)      |
| Attributable to Equity Holders  | -             | (341.29)      |

#### Impact on basic and diluted earnings per share (EPS) (increase/(decrease) in EPS)

| Particulars   | 31 March 2018 | 31 March 2017 |
|---|---------------|---------------|
| Earnings per share for continuing operation                               |               |               |
| Basic, profit from continuing operations attributable to equity holders   | -             | (0.02)        |
| Diluted, profit from continuing operations attributable to equity holders | -             | (0.02)        |

## Note 34:- Deposit Works (SPVs and others)

**34.1** Works being executed for SPVs and others parties are treated as a Deposit Work. The corresponding current assets and liabilities in respect of such projects have been recognized on the basis of expenditure incurred plus supervision charges as agreed. The advance received is disclosed under Current Liabilities and the amount recoverable on account of project execution under Sundry Debtors.

## 34.2 Costs incurred on Deposit and SPV Works:

(₹ in Lakhs)

| Particulars                                 | For the year ended<br>31 Mar 2018 | For the year ended<br>31 Mar 2017 |
|---|-----------------------------------|-----------------------------------|
| Costs incurred for SPV/ Deposit Works       | 135,634.67                        | 102,528.63                        |
| Recognized Profit/Loss                      | 10,510.52                         | 7,756.73                          |
| Advance received                            | 7,033.84                          | 12,924.73                         |
| Gross Amount due from Customers             | 93,723.59                         | 28,099.66                         |
| Cumulative amount of costs incurred         | 484,379.60                        | 348,744.93                        |
| Cumulative amount of recognized Profit/Loss | 40,844.76                         | 30,334.24                         |

## Note 35. Disclosure as required by the Micro , Small and Medium Enterprises Development Act, 2006 are as under:-

| Particulars  | For the year ended<br>31 Mar 2018 | For the year ended<br>31 Mar 2017 |
|--|-----------------------------------|-----------------------------------|
| a. the principal amount and the interest due thereon remaining unpaid to any supplier as at the end of each accounting year:<br>• Principal amount due to Micro, small and Medium Enterprises<br>• Interest due on above   | 7.08                              | 41.16                             |
| b. the amount of interest paid by the Company in terms of section 16 of the Micro, Small and Medium Enterprises Development Act, 2006, along with the amount of the payment made to the supplier beyond the appointed day during each accounting year;   | Nil                               | Nil                               |
| c. the amount of interest due and payable for the period of delay in making payment (which have been paid but beyond the appointed day during the year) but without adding the interest specified under Micro, Small and Medium Enterprises Development Act, 2006  | Nil                               | Nil                               |
| d. the amount of interest accrued and remaining unpaid at the end of each accounting year;   | Nil                               | Nil                               |
| e. The amount of further interest remaining due and payable even in the succeeding years, until such date when the interest dues above are actually paid to the small enterprise, for the purpose of disallowance of a deductible expenditure under section 23 of the Micro, Small and Medium Enterprises Development Act, 2006. | Nil                               | Nil                               |

## Note 36. Expenditure in Foreign Currency

(₹ in Lakhs)

| Particulars   | For the year ended<br>31 Mar 2018 | For the year ended<br>31 Mar 2017 |
|---|-----------------------------------|-----------------------------------|
| <b>A- Profit or loss (except those recognized as financial instrument and measured at fair value)</b> |                                   |                                   |
| Travel expenses   | 106.65                            | 63.30                             |
| Project Management Consultancy  | 79.30                             | 373.99                            |
| <b>B- Other Comprehensive Income</b>  | NIL                               | NIL                               |

## Note 37 A. Contingent Liabilities

**37.A.1** In respect of claims by the contractor on account of arbitration not acknowledged as debts by the Company is ₹ 3,81,835.09 Lakhs (as at 31.3.2017 : ₹ 3,19,352.17 Lakhs during 2017-18 contractors claims worth ₹ 8998.14 Lakhs were settled). A claim if any will be form part of the project cost and reimbursable by respective Clients.

**37.A.2** In respect of Income Tax Demand as reflected on the website of Income Tax Department is ₹ 15.28 (as at 31.3.2017: ₹ 70.61 Lakhs) and company has not accepted the claim and submitted its representation to department as follows:-

## Note 37 B. Contingent Assets

In respect of counter claims by the Company on account of arbitration is ₹ 1,14,923.41 Lakhs (as at 31.3.2017 : ₹ 484,15.06 Lakhs).

(₹ in Lakhs)

| Sr. No. | Authority    | A.Y     | For the year ended 31 Mar 2018 | For the year ended 31 Mar 2017 |
|---------|--------------|---------|--------------------------------|--------------------------------|
| 1       | Income Tax   | 2008-09 | 15.17                          | 15.17                          |
| 2       | Income Tax   | 2010-11 | -                              | 55.33                          |
| 3       | Income Tax   | 2012-13 | 0.06                           | 0.06                           |
| 4       | Income Tax   | 2014-15 | 0.02                           | 0.02                           |
| 5       | Income Tax   | 2015-16 | 0.03                           | 0.03                           |
|         | <b>Total</b> |         | <b>15.28</b>                   | <b>70.61</b>                   |

Company has received show cause notice from Director General Goods & Service Tax Intelligence, Delhi Zonal Unit showing a demand of ₹ 211.08 crore of non-payment of service tax for the period from July'12 to June'2017 under forward/reverse charge mechanism on services provided to Ministry of Railway and/or services received by Zonal Railways. In this regard, the company has appointed a counsel to represent the case before Adjudicating Authority. If the liability is decided against the company in future, the same will be borne by Ministry of Railway.

## Note 38. Capital Commitment

Capital commitment towards share capital in SPV's is as at 31.03.2018 ₹ 2,041.00 Lakhs (as at 31.3.2017: ₹ 2,041.00 lakhs), towards implementation of ERP is ₹ 3806.91 Lakhs as at 31.03.2018 (as at 31.03.2017: ₹ 4,352.15 Lakhs).

## 38.1 Other Commitment

Commitment towards Contractual Payments of Project expenditure is ₹ 10,99,836.03 lakhs (as at 31.3.2017: ₹ 10,66,640.75 lakhs).

## Note 39. Managerial Remuneration

(₹ in Lakhs)

| S.No.    | Particulars                         | For the year ended<br>31 Mar 2018 | For the year ended<br>31 Mar 2017 |
|----------|-------------------------------------|-----------------------------------|-----------------------------------|
| <b>1</b> | <b>Short Term Employee benefits</b> |                                   |                                   |
|          | Salary & allowances                 | 458.53                            | 260.32                            |
| <b>2</b> | <b>Post Employee benefits</b>       |                                   |                                   |
|          | Gratuity                            | 52.67                             | 27.99                             |
|          | Contribution to provident fund      | 16.19                             | 14.3                              |
|          | <b>TOTAL</b>                        | <b>527.39</b>                     | <b>302.61</b>                     |

## Note 40. Earnings per Share:

(₹ in Lakhs)

| S.No. | Particulars                  | For the year ended<br>31 Mar 2018<br>(₹ per share) | For the year ended<br>31 Mar 2017<br>(₹ per share) |
|-------|------------------------------|--|--|
|       | <b>Basic EPS</b>             |  |  |
|       | From continuing operation    | 2.25   | 1.83   |
|       | From discontinuing operation | -  | -  |
|       | <b>Diluted EPS</b>           |  |  |
|       | From continuing operation    | 2.25   | 1.83   |
|       | From discontinuing operation | -  | -  |

## 40.1 Basic Earning per Share

The earnings and weighted average number of equity shares used in calculation of basic earning per share:-

(₹ in Lakhs)

| S.No. | Particulars   | For the year ended<br>31 Mar 2018 | For the year ended<br>31 Mar 2017 |
|-------|---|-----------------------------------|-----------------------------------|
|       | Profit attributable to equity holders of the company:                         |                                   |                                   |
|       | Continuing operations   | 46,965.72                         | 38,161.33                         |
|       | Discontinuing operations  | -                                 | -                                 |
|       | Earnings used in calculation of Basic Earning Per Share                       | 46,965.72                         | 38,161.33                         |
|       | Weighted average number of shares for the purpose of basic earnings per share | 20,850.20                         | 20,850.20                         |

## 40.2 Diluted Earning per Share

The earnings and weighted average number of equity shares used in calculation of diluted earning per share:-

(₹ in Lakhs)

| S.No. | Particulars  | For the year ended<br>31 Mar 2018 | For the year ended<br>31 Mar 2017 |
|-------|--|-----------------------------------|-----------------------------------|
|       | Profit attributable to equity holders of the company:                                |                                   |                                   |
|       | Continuing operations  | 46,965.72                         | 38,161.33                         |
|       | Discontinuing operations -   | -                                 | -                                 |
|       | Earnings used in calculation of diluted Earning Per Share from continuing operations | 46,965.72                         | 38,161.33                         |

The weighted number of equity shares for the purpose of diluted earning per share reconciles to the weighted average number of equity shares used in calculation of basic earning per share as follows:

| S.No. | Particulars  | For the year ended<br>31 Mar 2018 | For the year ended<br>31 Mar 2017 |
|-------|--|-----------------------------------|-----------------------------------|
|       | Weighted average number of Equity shares used in calculation of basic earnings per share   | 20,850.20                         | 20,850.20                         |
|       | Effect of dilution:  |                                   |                                   |
|       | Share Options  | -                                 | -                                 |
|       | Weighted average number of Equity shares used in calculation of diluted earnings per share | 20,850.20                         | 20,850.20                         |

## Note 41. Composition of Group

(₹ in Lakhs)

| Name of Company                              | Principal Activity                         | Place of Incorporation and Operation | Proportion of Ownership interest and voting Power held by company |                      |
|--|--|--------------------------------------|---|----------------------|
|  |  |                                      | As at March 31, 2018  | As at March 31, 2017 |
| (I) Subsidiary company                       |  |                                      |   |                      |
| High Speed Rail Corporation of India Limited | Build operate and transfer of Railway line | INDIA                                | 100%  | 100%                 |

### (ii) Joint Ventures:

| Name of Company                            | Principal Activity                         | Place of Incorporation and Operation | Proportion of Ownership interest and voting Power held by company |                      |
|--|--|--------------------------------------|---|----------------------|
|  |  |                                      | As at March 31, 2018  | As at March 31, 2017 |
| Kutch Railway Company Limited              | Build operate and transfer of Railway line | INDIA                                | 50%   | 50%                  |
| Haridaspur Paradip Railway Company Limited |  | INDIA                                | 37.25%  | 35.23%               |
| Krishnapatnam Railway Company Limited      |  | INDIA                                | 30%   | 30%                  |
| Bharuch Dahej Railway Company Limited      |  | INDIA                                | 33.33%  | 33.33%               |
| Angul Sukinda Railway Limited              |  | INDIA                                | 31.5%   | 31.5%                |
| Dighi Roha Rail Limited                    |  | INDIA                                | 26.00%  | 26.00%               |

## Note 42. Related Party disclosures as required by Ind-AS 24 "Related party Disclosure"

### 42.1 Key Management Personnel:

#### Name

Sh. S.C. Agnihotri  
Sh. Ashok Krishna Ganju  
Ms. Gita Mishra  
Sh. Vijay Anand  
Sh. Arun Kumar  
Sh. Ashok Kumar Chaudhary  
Ms. Kalpana Dubey  
Sh. Vinayak Bhalchandra Karanjikar  
Sh. Kailash Kumar Aggarwal  
Sh. Shiv Kumar Gupta  
Sh. Rajen Habib Khwaja  
Ms. Sabita Pradhan  
Sh. Sukhmal Chand Jain

#### Designation

Managing Director  
Director Finance (up to 31.10.2017)  
Director Personnel  
Director Projects  
Director Operation  
Chief Financial Officer (From 01st Nov, 2017)  
Company Secretary  
Independent Director  
Independent Director  
Independent Director  
Independent Director  
Independent Director

#### 42.2 Enterprises in which Directors interest exist:

High Speed Rail Corporation of India Limited

#### 42.3 Joint Ventures

Kutch Railway Company Limited

Haridaspur Paradip Railway Company Limited

Krishnapatnam Railway Company Limited

Bharuch Dahej Railway Company Limited

Angul Sukinda Railway Limited

Dighi Roha Rail Limited

#### 42.4 Subsidiary

High Speed Rail Corporation of India Limited

#### 42.5 Superannuation Trust

RVNL Medical and Welfare Trust

#### 42.6 Disclosure of transactions with related parties:

(₹ in Lakhs)

| Particulars                                       | Transactions                      |                                   | Outstanding Amount*<br>(Unsecured, Considered Good) |                        |
|---|-----------------------------------|-----------------------------------|---|------------------------|
|   | For the year<br>ended 31 Mar 2018 | For the year<br>ended 31 Mar 2017 | As at March<br>31,2018                              | As at March<br>31,2017 |
| <b>Remuneration to Key Personnel</b>              |                                   | Refer Note no 39                  |   |                        |
| <b>Haridaspur Paradip Railway Company Limited</b> |                                   |                                   |   |                        |
| Investment in Shares                              | 4,382.61                          | 969.00                            |   | -                      |
| Interest paid/payable for the period              | -                                 | -                                 |   | -                      |
| Interest on Mob. Advance Payable                  | 67.16                             | 73.06                             |   | -                      |
| Interest on outstanding balances                  | -                                 | 22.03                             |   | -                      |
| Expenditure towards project                       | 27,851.53                         | 20,052.90                         | 3,569.00  | (3,534.36)             |
| <b>Bharuch Dahej Railway Company Limited</b>      |                                   |                                   |   |                        |
| Investment in Shares                              | -                                 | -                                 |   | -                      |
| Interest paid/payable for the period              | -                                 | -                                 |   | -                      |
| Interest on outstanding balances                  | -                                 | -                                 |   | -                      |
| Expenditure of Vadodara Office apportioned        | -                                 | -                                 |   | -                      |
| Expenditure towards project                       | 23.54                             | 40.04                             | 1.83  | 30.79                  |

|   |           |           |           |           |
|---|-----------|-----------|-----------|-----------|
| <b>Krishnapatnam Railway Company Limited</b>        |           |           |           |           |
| Investment in Shares                                |           | -         |           |           |
| Interest paid/payable for the period                |           | -         |           | -         |
| Interest on outstanding balances                    | 2,414.55  | 4,219.29  |           | -         |
| Interest on Mob. Advance Payable                    | 11.70     | 206.61    |           | -         |
| Expenditure towards project                         | 44,654.19 | 42,016.81 | 76,363.97 | 26,736.66 |
| <b>Angul Sukinda Railway Limited</b>                |           |           |           |           |
| Investment in Shares                                |           | -         |           | -         |
| Interest paid/payable for the period                |           | -         |           | -         |
| Interest on Mob. Advance Payable                    | 152.94    | 200.77    |           | -         |
| Expenditure towards project                         | 13,747.15 | 11,986.19 | (916.25)  | (622.46)  |
| <b>Kutch Railway Company Limited</b>                |           |           |           |           |
| Investment in Shares                                |           | -         |           | -         |
| Interest paid/payable for the period                |           | -         |           | -         |
| Interest on outstanding balances                    |           | -         |           | -         |
| Interest on Mob. Advance Payable                    | 43.23     | 51.13     |           | -         |
| Dividend Received                                   | 1,000.00  | 550.00    | -         | -         |
| Expenditure towards project                         | 30,417.69 | 17,125.59 | 685.31    | 224.73    |
| <b>Dighi Roha Rail Limited</b>                      |           |           |           |           |
| Investment in Shares                                | -         | -         |           | -         |
| Interest paid/payable for the period                | -         | -         |           | -         |
| Interest on Mob. Advance Payable                    | -         | -         |           | -         |
| Expenditure towards project                         | -         | -         | 75.38     | 73.80     |
| <b>High Speed Rail Corporation of India Limited</b> |           |           |           |           |
| Investment in Shares                                | -         | -         |           | -         |
| Payment towards expenses of company                 | -         | -         | 194.84    | 205.04    |
| <b>RVNL Medical and Welfare Trust</b>               |           |           |           |           |
| Subscription to Medical Fund                        | 256.37    | 163.14    |           |           |
| Other reimbursements                                | -         | 0.77      | 3.08      | 0.77      |

\* These represent amounts recoverable on account of expenditure incurred on various projects of Joint Ventures, misc. expenses of Subsidiary and Trust.

## 42.7 Transactions with the related Government Entities

Apart from transactions reported above, the company has transactions with related Government entities which included but not limited to the following:-

Name of Government:- Ministry of Railways, Government of India (Significant Control over Entity)

Certain Significant transactions & Closing Balances

### Transaction during the year:-

(₹ in Lakhs)

| S.No. | Particulars                              | 31-Mar-18  | 31-Mar-17  |
|-------|--|------------|------------|
| i)    | Revenue form Operation                   | 609,510.74 | 481,676.92 |
| ii)   | Interest Passed on Mobilization advances | -          | 4,195.96   |
| iii)  | Dividend Paid                            | 16,700.00  | 25,710.00  |

### Closing Balances:

(₹ in Lakhs)

| S.No. | Particulars                           | 31-Mar-18  | 31-Mar-17  |
|-------|---------------------------------------|------------|------------|
| i)    | Interest Accrued but not due from MOR | 71,538.53  | 73,817.34  |
| ii)   | Lease Receivable                      | 196,085.27 | 134,719.07 |
| iii)  | Other Recoverable from MOR            | 243.00     | -          |

## Note 43. Disclosure in respect of Joint Ventures/Subsidiary:

| Name of the Joint Venture                          | Partner(s), Country of Origin           | Proportion of Ownership Interest as at March 31, 2018 | Proportion of Ownership Interest as at March 31, 2017 |
|--|---|---|---|
| Kutch Railway Company Limited                      | Rail Vikas Nigam Limited, India         | 50%   | 50%   |
|  | Kandla Port Trust, India                | 26%   | 26%   |
|  | Mundra Port SEZ                         | 20%   | 20%   |
|  | Government of Gujarat, India            | 4%  | 4%  |
| Haridaspur Paradip Railway Company Limited (HPRCL) | Rail Vikas Nigam Limited, India *       | 37.25%  | 35.23%  |
|  | IDCO ( Govt of Odisha)                  | 0.32%   | 0.37%   |
|  | Essel Mining and Industries Ltd., India | 5.00%   | 5.88%   |
|  | Paradeep Port Trust                     | 8.98%   | 10.57%  |
|  | Rungla Mines Ltd                        | 5.00%   | 5.88%   |
|  | Jindal Steel & Power Ltd                | 0.83%   | 0.98%   |
|  | Steel Authority of India Limited        | 0.83%   | 0.98%   |
|  | MSPL LTD                                | 2.50%   | 2.94%   |
|  | OMC                                     | 15.49%  | 14.66%  |
|  | Govt of Odisha                          | 23.80%  | 22.51%  |

|   |  |        |        |
|---|--|--------|--------|
| Krishnapatanam Railway Company Limited (KRCL) | Rail Vikas Nigam Limited, India                    | 30%    | 30%    |
|   | Krishnapatnam Port Corporation Limited, India      | 30%    | 30%    |
|   | Bramhani Industries Limited                        | 12%    | 12%    |
|   | National Mineral Development Corporation           | 15%    | 15%    |
|   | Government of Andhra Pradesh                       | 13%    | 13%    |
| Bharuch Dahej Railway Company Limited (BDRCL) | Rail Vikas Nigam Limited, India                    | 33.33% | 33.33% |
|   | Adani Petronet (Dahej) Port Private Limited, India | 10.50% | 10.50% |
|   | Gujarat Maritime Board, India                      | 10.82% | 10.82% |
|   | Dahej SEZ Limited, India                           | 6.06%  | 6.06%  |
|   | GNFC   | 8.20%  | 8.20%  |
|   | Hindalco Industries Limited, India                 | 8.20%  | 8.20%  |
|   | Jindal Rail Infrastructure Limited, India          | 6.06%  | 6.06%  |
|   | Guj. Industrial Dev. Corp Ltd                      | 10.82% | 10.82% |
| Angul Sukinda Railway Limited (ASRL)          | Equity Gap   | 6.00%  | 6.00%  |
|   | Rail Vikas Nigam Limited, India                    | 31.5%  | 31.5%  |
|   | Jindal Steel and Power Limited, India              | 10.00% | 10.00% |
|   | Govt of Odisha                                     | 21.30% | 21.30% |
|   | OMC  | 10.50% | 10.50% |
|   | IDCO ( Govt of Odisha)                             | 0.70%  | 0.70%  |
| Dighi Roha Rail Limited                       | CONCOR   | 26.00% | 26.00% |
|   | Rail Vikas Nigam Limited, India                    | 50.00% | 50.00% |
| High Speed Rail Corporation of India Limited  | DPL  | 50.00% | 50.00% |
|   | Rail Vikas Nigam Limited, India                    | 100%   | 100%   |

\* Above disclosure for proportion of ownership in Joint venture has been shown as per Share Holder Agreement with the respective subscribers of SPVs, However, As per Audited balance sheet of Spv's holding in paid up capital are as follows :-

|  |         |
|--|---------|
| Kutch Railway Company Limited                | 50.00%  |
| Haridaspur Paradip Railway Company Limited   | 37.25%  |
| Bharuch Dahej Railway Company Limited        | 35.46%  |
| Angul Sukinda Railway Limited                | 31.50%  |
| Dighi Roha Rail Limited                      | 50.00%  |
| Krishnapatanam Railway Company Limited       | 30.00%  |
| High Speed Rail Corporation of India Limited | 100.00% |

Details of the aggregate amounts of the assets, liabilities, income and expenditure related to the interest in the Jointly Controlled Entities are as under:

### a. Kutch Railway Company Limited

(₹ in Lakhs)

| Particulars                              | As at March 31, 2018<br>Provisional | As at March 31, 2017<br>Audited |
|--|-------------------------------------|---------------------------------|
| Assets excluding preliminary expenditure | 111,852.80                          | 105,228.43                      |
| Liabilities                              | 36,448.54                           | 39,740.00                       |
| Income                                   | 56,048.45                           | 47,075.25                       |
| Expenditure                              | 43,604.64                           | 37,958.77                       |

Contingent liabilities: ₹ 10993.00 Lakhs (as at 31-03-2017: ₹ 14850.50 Lakhs)

Capital commitment: ₹ 54436.81 Lakhs (as at 31-03-2017: ₹ 67478.50 Lakhs)

### b. Haridaspur Paradip Railway Company Limited

(₹ in Lakhs)

| Particulars                              | As at March 31, 2018<br>Provisional | As at March 31, 2017<br>Audited |
|--|-------------------------------------|---------------------------------|
| Assets excluding preliminary expenditure | 47,145.68                           | 34,508.03                       |
| Liabilities                              | 24,782.69                           | 16,541.55                       |
| Income                                   | 10,234.81                           | 7,019.72                        |
| Expenditure                              | 10,228.08                           | 7,019.13                        |

Contingent liabilities: ₹ 770.29 lakhs (as at 31-03-2017: ₹ 622.34 lakhs )

Capital commitment: ₹ 22249.15 Lakhs (as at 31-03-2017: ₹ 1,26,485.00 Lakhs)

### c. Krishnapatnam Railway Company Limited

(₹ in Lakhs)

| Particulars                              | As at March 31, 2018<br>Provisional | As at March 31, 2017<br>Audited |
|--|-------------------------------------|---------------------------------|
| Assets excluding preliminary expenditure | 60,073.10                           | 41,824.12                       |
| Liabilities                              | 51,837.44                           | 34,362.44                       |
| Income                                   | 20,159.94                           | 15,838.43                       |
| Expenditure                              | 19,214.82                           | 15,822.55                       |

Contingent liabilities: ₹ 741.60 Lakhs (F.Y.2016-17 : ₹ 742.20 Lakhs)

Capital commitment: ₹ 550.98 Lakhs (as at 31-03-2016: ₹ 11539.80 Lakhs)

#### d. Bharuch Dahej Railway Company Limited

(₹ in Lakhs)

| Particulars                              | As at March 31, 2018<br>Provisional | As at March 31, 2017<br>Audited |
|--|-------------------------------------|---------------------------------|
| Assets excluding preliminary expenditure | 14,334.94                           | 16,464.45                       |
| Liabilities                              | 7,962.88                            | 10,634.09                       |
| Income                                   | 2,385.95                            | 2,142.86                        |
| Expenditure                              | 2,537.67                            | 2,963.53                        |

Contingent liabilities: ₹ 2240.11 Lakhs (as at 31-03-2017: ₹ 1090.22 Lakhs)

Capital commitment: ₹ 108.68 Lakhs (as at 31-03-2017: ₹ 733.26 Lakhs)

#### e. Angul Sukinda Railway Limited

(₹ in Lakhs)

| Particulars                              | As at March 31, 2018<br>Provisional | As at March 31, 2017<br>Audited |
|--|-------------------------------------|---------------------------------|
| Assets excluding preliminary expenditure | 22,555.74                           | 21,264.02                       |
| Liabilities                              | 1,149.33                            | 230.49                          |
| Income                                   | 5,004.74                            | 4,635.57                        |
| Expenditure                              | 4,530.70                            | 3,760.55                        |

Contingent liabilities: ₹ 36.89 Lakhs (as at 31-03-2017: ₹ 40.33 Lakhs)

Capital commitment: ₹ 244.33 Lakhs (as at 31-03-2017: ₹ 282.25 Lakhs)

#### f. High Speed Rail Corporation of India limited

(₹ in Lakhs)

| Particulars                              | As at March 31, 2018<br>Provisional | As at March 31, 2017<br>Audited |
|--|-------------------------------------|---------------------------------|
| Assets excluding preliminary expenditure | 203.54                              | 3,066.29                        |
| Liabilities                              | 199.04                              | 3,067.17                        |
| Income                                   | 4,092.76                            | 21.35                           |
| Expenditure                              | 4,084.88                            | 3.80                            |

Contingent liabilities: ₹ Nil (Financial year 2016-17 ₹ Nil)

Capital commitment: ₹ Nil (as at 31-03-2017: ₹ Nil)

## g. Dighi Roha Rail Limited

(₹ in Lakhs)

| Particulars                              | As at March 31, 2018<br>Provisional | As at March 31, 2017<br>Audited |
|--|-------------------------------------|---------------------------------|
| Assets excluding preliminary expenditure | 1.98                                | 0.73                            |
| Liabilities                              | 41.36                               | 20.13                           |
| Income                                   | 0.00                                | 0.00                            |
| Expenditure                              | 2.09                                | 1.90                            |

Contingent liabilities: ₹ 15.32 Lakh (Financial year 2016-17 ₹ Nil)

Capital commitment: ₹ 42.18 lakhs (as at 31-03-2017: ₹ 42.18 lakhs)

## Note 44. Lease Arrangements

### 44.1 Financial Lease

The value of assets given on lease is reflected against contra liability payable to IRFC towards loan on completed projects as appearing in note 5, which is liquidated progressively through loan repayment to IRFC being arranged by MoR.

Future minimum lease payments of gross investment in the lease are as follow:

(₹ in Lakhs)

| Particulars                                       | As at March<br>31, 2018 | As at March<br>31, 2017 |
|---|-------------------------|-------------------------|
| Not later than one year                           | 24,132.50               | 20,043.23               |
| Later than one year and not later than five years | 110,112.67              | 55,215.03               |
| Later than five years                             | 61,840.09               | 59,460.80               |
| <b>Total</b>                                      | <b>196,085.26</b>       | <b>134,719.07</b>       |

## Note 45. Approval of financial statement

The financial statements has been approved for issue by the Board of Directors on 13.08.2018.

## Note 46. Operating Cycle

Earlier, the operating cycle of the Company was more than 12 months and extends upto 5 to 6 years based on the time required from initiation of the project to completion of the project. Now the operating cycle of the Company is 12 months after change in procedure order of MoR in respects of transfer of PWIP as per the note no 9 (e).

## Note 47. Securities released to State Electricity Board/Public Companies

Securities paid to Electricity Boards/ Public Companies towards provision of High Tension Power Lines for electricity connections are booked as project expenditure being part of the project cost.

## Note 48 Disclosure of Operating Profit/Loss as per DPE Guidelines

(₹ in Lakhs)

| Particulars  | As at March<br>31, 2018 | As at March<br>31, 2017 |
|--|-------------------------|-------------------------|
| CPSE with operating profit (Profit/Surplus before Tax excluding Other Income, Extraordinary and Exceptional Items) | 33,299.04               | 23,382.43               |

**Note 49.** Previous year figures has been rearranged, regrouped and reclassified to make them confirmatory with current year figures.

For Raj Har Gopal & Co.  
Chartered Accountants  
Firm Registration No.:002074N

Sd/-  
**G.K. Gupta**  
Partner (M.No. 081085)

Place: New Delhi  
Date: 13.08.2018

FOR AND ON BEHALF OF THE BOARD

Sd/-  
**S.C. Agnihotri**  
Chairman and Managing Director  
(DIN : 01637856)

Sd/-  
**A.K. Choudhary**  
Chief Financial Officer

Sd/-  
**Kalpana Dubey**  
Company Secretary



**RAJ HAR GOPAL & CO.**  
CHARTERED ACCOUNTANTS

412, Ansal Bhawan, 16,  
Kasturba Gandhi Marg, New Delhi-110001  
Ph: 41520689, 41520699  
Fax: 41011302 Mob.: 9810133967  
Email: rajhargopal1@hotmail.com  
Website: www.rajhargopal.com

## INDEPENDENT AUDITOR'S REPORT

TO THE MEMBERS OF RAIL VIKAS NIGAM LIMITED

### 1. Report on the Standalone Ind AS Financial Statements

We have audited the accompanying standalone Ind As financial statements of **RAIL VIKAS NIGAM LIMITED** (hereinafter referred to as "the Company"), which comprise the Balance Sheet as at 31st March, 2018, the Statement of Profit and Loss (including Other Comprehensive Income), the Statement of Cash Flow, the Statement of Changes in Equity for the year then ended and a summary of the significant accounting policies and other explanatory information (hereinafter referred to as "standalone Ind As financial statements").

### 2. Management's Responsibility for the Standalone Ind As Financial Statements

The Company's Board of Directors is responsible for the matters stated in Section 134(5) of the Companies Act, 2013 (hereinafter referred to as "the Act") with respect to the preparation of these standalone Ind As financial statements that give a true and fair view of the financial position, financial performance, including other comprehensive income, cash flows and changes in equity of the Company in accordance with the accounting principles generally accepted in India, including the Indian Accounting Standards (Ind As) specified under Section 133 of the Act read with the Companies (Indian Accounting Standards) Rules, 2015, as amended.

This responsibility also includes maintenance of adequate accounting records in accordance with the provisions of the Act for safeguarding the assets of the Company and for preventing and detecting frauds and other irregularities; selection and application of appropriate accounting policies; making judgments and estimates that are reasonable and prudent; and design, implementation and maintenance of adequate internal financial controls, that were operating effectively for ensuring the accuracy and completeness of the accounting records, relevant to the preparation and presentation of the standalone Ind As financial statements that give a true and fair view and are free from material misstatement, whether due to fraud or error.

### 3. Auditor's Responsibility

Our responsibility is to express an opinion on these standalone Ind AS financial statements based on our audit.

We have taken into account the provisions of the Act, the accounting and auditing standards and matters which are required to be included in the audit report under the provisions of the Act and the Rules made there under.

We conducted our audit of the standalone Ind AS financial statements in accordance with the Standards on Auditing specified under Section 143(10) of the Act. Those Standards require that we

comply with ethical requirements and plan and perform the audit to obtain reasonable assurance about whether the standalone Ind AS financial statements are free from material misstatement.

An audit involves performing procedures to obtain audit evidence about the amounts and the disclosures in the standalone Ind AS financial statements. The procedures selected depend on the auditor's judgment, including the assessment of the risks of material misstatement of the standalone Ind AS financial statements, whether due to fraud or error. In making those risk assessments, the auditor considers internal financial control relevant to the Company's preparation of the standalone Ind AS financial statements that give a true and fair view in order to design audit procedures that are appropriate in the circumstances. An audit also includes evaluating the appropriateness of the accounting policies used and the reasonableness of the accounting estimates made by the Company's Directors, as well as evaluating the overall presentation of the standalone Ind AS financial statements.

We believe that the audit evidence we have obtained is sufficient and appropriate to provide a basis for our audit opinion on the standalone Ind AS financial statements.

#### **4. Opinion**

In our opinion and to the best of our information and according to the explanations given to us, the aforesaid standalone financial statements give the information required by the Act in the manner so required and give a true and fair view in conformity with the accounting principles generally accepted in India, of the state of affairs of the Company as at March 31, 2018, and its profit, total comprehensive income, the changes in equity and its cash flows for the year ended on that date.

#### **5. Emphasis of Matter (EOM)**

- Without qualifying our report attention is invited to note no. 10.1 (i) of standalone Ind AS financial statements Trade Receivable from Related Party. RVNL **receives advance payment from SPV's for incurring expenditure on their projects.** However in case of **Krishnapatnam Railway Company Ltd.**, RVNL is incurring project expenditure on a regular basis but insignificant amount is being received from **Krishnapatnam Railway Company Ltd.** as advance payment. During the Financial year 2017-18, **RVNL has incurred project expenditure amounting to ₹ 44,654.19 Lakhs on Krishnapatnam Railway Company Ltd. Total Trade Receivable from Krishnapatnam Railway Company Ltd. as on 31st March, 2018 is ₹ 76,363.97 Lakhs.**
- Without qualifying our report attention is invited to **Note No. 12 (a)** regarding **Advance to Zonal Railways.** No Balance confirmation has been received relating to advance given to zonal railways of ₹ 29,962.58 Lakhs as on 31.03.2018.

#### **6. Report on Other Legal and Regulatory Requirements**

- I. As required by the Companies (Auditor's Report) Order, 2016 ("the Order") issued by the Central Government of India in terms of section 143(11) of the Act, we give in **Annexure 'A'** a statement on the matters specified in paragraphs 3 and 4 of the order.
- II. As required by the directions issued by the Comptroller and Auditor General of India, in terms of section 143(5) of the Act, we give the compliance in **Annexure 'B'**.

III. As required by Section 143(3) of the Act, we report that:

- a. We have sought and obtained all the information and explanations which to the best of our knowledge and belief were necessary for the purpose of our audit.
- b. In our opinion, proper books of account as required by law have been kept by the Company so far as it appears from our examination of those books.
- c. The Balance Sheet, the Statement of Profit and Loss including Other Comprehensive Income, the Statement of Cash Flow and Statement of Changes in Equity dealt with by this Report are in agreement with the books of account.
- d. In our opinion, the aforesaid standalone Ind AS financial statements comply with the Accounting Standards specified under Section 133 of the Act read with Companies (Indian Accounting Standards) Rule, 2015, as amended.
- e. In terms of Ministry of Company Affairs notification no. GSR 463 (E) dated 5th June 2015, Government Companies are exempt from applicability of provisions of section 164 (2) of Companies Act, 2013.
- f. With respect to the adequacy of the internal financial controls over financial reporting of the Company and the operating effectiveness of such controls, refer to our separate Report in 'Annexure C'. Our report expresses an unqualified opinion on the adequacy and operating effectiveness of the company's internal financial controls over financial reporting.
- g. With respect to the other matters to be included in the Auditor's Report in accordance with Rule 11 of the Companies (Audit and Auditors) Rule, 2014, in our opinion and to the best of our information and according to the explanations given to us:
  - i. The Company has disclosed the impact of pending, litigations on its financial position in its financial statements- Refer Note No. 37 to the financial statement.
  - ii. The Company did not have any long-term contracts including derivative contracts for which there were any material foreseeable losses.
  - iii. There were no amounts which were required to be transferred to the Investor Education and Protection Fund by the Company.

**For Raj Har Gopal & Co.**  
**Chartered Accountants**  
**(FRN: 002074N)**

Sd/-

**G.K. Gupta**  
**(Partner)**  
**M. No. 081085**

**Date: 13<sup>th</sup> August 2018**  
**Place: New Delhi**



## **ANNEXURE “A” TO INDEPENDENT AUDITORS REPORT**

Annexure to the Independent Auditors’ Report referred to in paragraph 6(l) of our report of even date on the standalone Ind AS Financial Statements of **Rail Vikas Nigam Limited** for the Year ended 31st March, 2018

1. a) The Company has maintained proper records showing full particulars including quantitative details and situation of fixed assets.
- b) The fixed assets have been physically verified by the management during the year at reasonable interval. No material discrepancies were noticed on such verification.
- c) According to the information and explanations given to us, the records examined by us and based on the examination of the conveyance deeds provided to us, we report that, the Lease deeds, comprising all the immovable properties of land and buildings which are leasehold, are held in the name of the Company as at the balance sheet date. The company does not own any freehold land or building.
2. The company is in business of implementing railway infrastructure projects and the inventory primarily consists of project work in progress. The inventories are physically verified during the year and the same is recorded in the measurement book. Keeping in view the nature of business and inventory, the frequency of physical verification in our opinion is reasonable.
3. In our opinion and according to the information and explanations given to us, the company has not granted any loans, secured or unsecured to companies, firms, Limited Liability Partnerships or other parties covered in the register maintained under section 189 of the Companies Act, 2013.
4. In our opinion and according to the information and explanations given to us, the company has complied with the provisions of section 185 and 186 of Company Act, 2013, with respect to the loans and investment made.
5. According to the information and explanation given to us, the company has not accepted any deposit during the year from the public.
6. The maintenance of cost records has not been specified by the Central Government under section 148(1) of the Companies Act, 2013.
7. a) According to information and explanations given to us and on the basis of our examination of the books of account, and records, the Company has been regular in depositing undisputed statutory dues including Provident Fund, Employees State Insurance, Income-Tax, Sales tax, Service Tax, Duty of Customs, Duty of Excise, Value added Tax, Cess, Goods and Service Tax, and any other statutory dues with the appropriate authorities. According, to the information and explanation given to us, no undisputed amount payable in respect of any statutory dues were outstanding as at 31.03.2018 for a period of more than six months from the date they become payable.
- b) According to the information and explanation given to us, there are disputed dues of income tax amounting to ₹ 15.28 Lakhs and no dues of sales tax or wealth tax or service tax or custom

duty or excise duty or value added tax or cess or Goods and services Tax which have not been deposited on account of any dispute. The details of unpaid disputed income tax liability is as under:

| Assessment Year | Amount (₹ In lakhs) | Forum where pending          |
|-----------------|---------------------|------------------------------|
| 2008-09         | 15.17               | Assessing Officer u/s 154    |
| 2012-13         | 0.06                | CPC u/s 220(2)               |
| 2014-15         | 0.02                | Assessing Officer u/s 143(3) |
| 2015-16         | 0.03                | CPC u/s 143(1a)              |

8. In our opinion and according to the information and explanations given to us, the company has not defaulted in repayment of dues to financial institutions, government or bank or debenture holders.
9. During the year, the Company has not raised any money by way of initial public offer or further public offer (including debt instruments). Terms loans have been applied by the company for the purpose for which they were raised.
10. To the best of our knowledge and according to the information and explanations given to us, no fraud by the company and no fraud on the company by its officers or employees has been noticed or reported during the year.
11. The provisions of section 197 of the Companies Act, 2013 are not applicable since the company is a government company.
12. The Company is not a Nidhi Company and hence Para (xii) is not applicable.
13. In our opinion and according to the information and explanations given to us, the transactions with related parties are in compliance with provisions of section 177 and 188 of the Companies Act, 2013 as applicable and adequate disclosures have been made in the financial statements as required by the applicable accounting standards.
14. The Company has not made any preferential allotment or private placement of share or fully or partly convertible debentures during the year.
15. In our opinion and according to the information and explanations given to us, the company has not entered into any non-cash transactions with the directors or persons connected with them under the provisions of section 192 of the Companies Act, 2013.
16. In our opinion and as per the information and explanation given to us, the company is not required to be registered under section 45-IA of Reserve Bank of India Act, 1934.

**For Raj Har Gopal & Co.**  
**Chartered Accountants**  
**(FRN: 002074N)**

**Sd/-**  
**G.K. Gupta**  
**(Partner)**  
**M. No. 081085**

**Date: 13<sup>th</sup> August 2018**  
**Place: New Delhi**



**RAJ HAR GOPAL & CO.**  
 CHARTERED ACCOUNTANTS

### **ANNEXURE “B” TO INDEPENDENT AUDITORS REPORT**

Annexure to the Independent Auditors' Report referred to in paragraph 6(II) of our report of even date on the standalone Ind AS financial statements of **RAIL VIKAS NIGAM LIMITED** for the Year ended 31st March, 2018

| <b>S.No.</b> | <b>CAG's Directions</b>  | <b>Our Report</b>  | <b>Action Taken thereon</b> | <b>Impact on financial statements</b> |
|--------------|--|--|-----------------------------|---------------------------------------|
| 1.           | Whether the company has clear title/lease deeds for freehold and leasehold land respectively? If not please state the area of freehold and leasehold land for which title/lease deeds are not available. | The company has leasehold land that have been taken on lease and disclosed as Property, Plant, and Equipment in the standalone financial statements, the lease agreements are in the name of the Company. Company also has commercial space for which lease deed has been executed with the owner. The company does not own any freehold land. | No action required          | NIL                                   |
| 2.           | Please report whether there are any cases of waiver/write off of debts/ loans/interest etc., if any, the reasons there for and the amount involved.  | There is no case of waiver/ write off of debts/ loans/ interest during the year.   | No action required          | NIL                                   |
| 3.           | Whether proper records are maintained for inventories lying with third parties & assets received as gifts from Govt. or other authorities.   | No inventory is lying with third parties and no asset has been received as gifts from Government or any other authorities by RVNL.   | No action required          | NIL                                   |

**For Raj Har Gopal & Co.**  
**Chartered Accountants**  
**(FRN: 002074N)**

**Sd/-**  
**G.K. Gupta**  
**(Partner)**  
**M. No. 081085**

**Date: 13<sup>th</sup> August 2018**  
**Place: New Delhi**



## **ANNEXURE “C” TO INDEPENDENT AUDITORS REPORT**

Annexure to the Independent Auditors’ Report referred to in paragraph 6(III) (f) of our report of even date on the standalone Ind AS financial statements of **RAIL VIKAS NIGAM LIMITED** for the Year ended 31st March, 2018

### **Report on the Internal Financial Controls under Clause (i) of Sub-section 3 of Section 143 of the Companies Act, 2013 (“the Act”)**

We have audited the internal financial controls over financial reporting of **Rail Vikas Nigam Limited (“the Company”)** as of March 31, 2018 in conjunction with our audit of the standalone Ind AS financial statements of the Company for the year ended on that date.

#### **Management’s Responsibility for Internal Financial Controls**

The Company’s management is responsible for establishing and maintaining internal financial controls based on the internal control over financial reporting criteria established by the Company considering the essential components of internal control stated in the Guidance Note on Audit of Internal Financial Controls Over Financial Reporting issued by the Institute of Chartered Accountants of India. These responsibilities include the design, implementation and maintenance of adequate internal financial controls that were operating effectively for ensuring the orderly and efficient conduct of its business, including adherence to company’s policies, the safeguarding of its assets, the prevention and detection of frauds and errors, the accuracy and completeness of the accounting records, and the timely preparation of reliable financial information, as required under the Companies Act, 2013.

#### **Auditors’ Responsibility**

Our responsibility is to express an opinion on the Company’s internal financial controls over financial reporting based on our audit. We conducted our audit in accordance with the Guidance Note on Audit of Internal Financial Controls Over Financial Reporting (the “Guidance Note”) and the Standards on Auditing, issued by ICAI and deemed to be prescribed under section 143(10) of the Companies Act, 2013, to the extent applicable to an audit of internal financial controls, both applicable to an audit of Internal Financial Controls and, both issued by the Institute of Chartered Accountants of India. Those Standards and the Guidance Note require that we comply with ethical requirements and plan and perform the audit to obtain reasonable assurance about whether adequate internal financial controls over financial reporting was established and maintained and if such controls operated effectively in all material respects.

Our audit involves performing procedures to obtain audit evidence about the adequacy of the internal financial controls system over financial reporting and their operating effectiveness. Our audit of internal financial controls over financial reporting included obtaining an understanding of internal financial controls over financial reporting, assessing the risk that a material weakness exists, and testing and evaluating the design and operating effectiveness of internal control based on the assessed risk. The procedures selected depend on the auditor’s judgment, including the assessment of the risks of material misstatement of the financial statements, whether due to fraud or error.

We believe that the audit evidence we have obtained is sufficient and appropriate to provide a basis for our audit opinion on the Company's internal financial controls system over financial reporting.

### **Meaning of Internal Financial Controls Over Financial Reporting**

A company's internal financial control over financial reporting is a process designed to provide reasonable assurance regarding the reliability of financial reporting and the preparation of financial statements for external purposes in accordance with generally accepted accounting principles. A company's internal financial control over financial reporting includes those policies and procedures that (1) pertain to the maintenance of records that, in reasonable detail, accurately and fairly reflect the transactions and dispositions of the assets of the company; (2) provide reasonable assurance that transactions are recorded as necessary to permit preparation of financial statements in accordance with generally accepted accounting principles, and that receipts and expenditures of the company are being made only in accordance with authorizations of management and directors of the company; and (3) provide reasonable assurance regarding prevention or timely detection of unauthorized acquisition, use, or disposition of the company's assets that could have a material effect on the financial statements.

### **Inherent Limitations of Internal Financial Controls Over Financial Reporting**

Because of the inherent limitations of internal financial controls over financial reporting, including the possibility of collusion or improper management override of controls, material misstatements due to error or fraud may occur and not be detected. Also, projections of any evaluation of the internal financial controls over financial reporting to future periods are subject to the risk that the internal financial control over financial reporting may become inadequate because of changes in conditions, or that the degree of compliance with the policies or procedures may deteriorate.

### **Opinion**

In our opinion, the Company has, in all material respects, an adequate internal financial controls system over financial reporting and such internal financial controls over financial reporting were operating effectively as at March 31, 2018, based on the internal control over financial reporting criteria established by the Company considering the essential components of internal control stated in the Guidance Note on Audit of Internal Financial Controls Over Financial Reporting issued by the Institute of Chartered Accountants of India.

**For Raj Har Gopal & Co.**  
**Chartered Accountants**  
**(FRN: 002074N)**

**Sd/-**  
**G.K. Gupta**  
**(Partner)**  
**M. No. 081085**

**Date: 13<sup>th</sup> August 2018**  
**Place: New Delhi**

## RAIL VIKAS NIGAM LIMITED

### Consolidated Balance Sheet as at 31.03.2018

(₹ in Lakhs)

| Particulars   | Notes | Balances As at 31.03.2018 |                   | Balances As at 31.03.2017 |                   |
|---|-------|---------------------------|-------------------|---------------------------|-------------------|
|   |       | Amount (₹)                | Amount (₹)        | Amount (₹)                | Amount (₹)        |
| <b>I. ASSETS</b>  |       |                           |                   |                           |                   |
| (1) Non-Current Assets  |       |                           |                   |                           |                   |
| (a) Property, Plant and equipment   | 3     | 24,875.99                 |                   | 757.04                    |                   |
| (b) Capital work-in-progress  | 4     | -                         |                   | -                         |                   |
| (c) Other Intangible assets   | 5     | 11.08                     |                   | 0.55                      |                   |
| (d) Intangible assets under development   | 5     | 2,113.58                  |                   | 1,272.82                  |                   |
| (e) Financial Assets  | 6     |                           |                   |                           |                   |
| (i) Investments   | 6.1   | 123,116.89                |                   | 109,432.35                |                   |
| (ii) Lease Receivables  | 6.2   | 171,952.77                |                   | 114,675.84                |                   |
| (iii) Loans   | 6.3   | 647.56                    |                   | 656.27                    |                   |
| (iv) Others   | 6.4   | 46,263.24                 |                   | 49,142.56                 |                   |
| (f) Deferred tax assets (Net)   | 7     | 6,556.28                  |                   | 4,096.06                  |                   |
| (g) Other non-current assets  | 8     | 325.94                    | 375,863.32        | 16,405.70                 | 296,439.20        |
| <b>2. Current assets</b>  |       |                           |                   |                           |                   |
| (a) Project-Work-in-Progress  | 9     | 192.46                    |                   | 76,626.12                 |                   |
| (b) Financial Assets  | 10    |                           |                   |                           |                   |
| (i) Trade Receivables   | 10.1  | 93,528.75                 |                   | 27,895.05                 |                   |
| (ii) Lease Receivables  | 10.2  | 24,132.50                 |                   | 20,043.23                 |                   |
| (iii) Cash and cash equivalents   | 10.3  | 34,285.21                 |                   | 125,459.62                |                   |
| (iv) Bank Balances other than (iii) above                                       | 10.4  | 106,000.00                |                   | 145,000.00                |                   |
| (v) Loans   | 10.5  | 741.74                    |                   | 105.99                    |                   |
| (vi) Others   | 10.6  | 45,210.45                 |                   | 44,122.28                 |                   |
| (c) Current Tax Asset (Net)   | 11.1  | 689.82                    |                   | 1,069.73                  |                   |
| (d) Other current assets  | 12    | 176,108.79                | 480,889.71        | 149,792.40                | 590,114.42        |
| <b>Total Assets</b>   |       |                           | <b>856,753.04</b> |                           | <b>886,553.62</b> |
| <b>II. EQUITY AND LIABILITIES</b>   |       |                           |                   |                           |                   |
| <b>1. Equity</b>  |       |                           |                   |                           |                   |
| (a) Equity Share Capital  | 13    | 208,502.01                |                   | 208,502.01                |                   |
| (b) Other Equity  | 14    | 183,900.17                | 392,402.18        | 147,782.70                | 356,284.71        |
| <b>2. Liabilities</b>   |       |                           |                   |                           |                   |
| <b>Non-current liabilities</b>  |       |                           |                   |                           |                   |
| (a) Financial Liabilities   | 15    |                           |                   |                           |                   |
| (i) Borrowing   | 15.1  | 225,914.87                |                   | 243,688.06                |                   |
| (ii) Other financial liabilities  | 15.2  | 37,482.80                 |                   | -                         |                   |
| (b) Other Non current liabilities   | 16    | 4,008.35                  |                   | -                         | 244,576.77        |
| (c) Provisions  | 17    | 849.76                    | 268,255.78        | 888.71                    |                   |
| <b>Current liabilities</b>  |       |                           |                   |                           |                   |
| (a) Financial Liabilities   | 18    |                           |                   |                           |                   |
| (i) Trade payables  | 18.1  | 6,844.75                  |                   | 10,989.21                 |                   |
| (ii) Other financial liabilities  | 18.2  | 89,127.54                 |                   | 91,219.29                 |                   |
| (b) Provisions  | 17    | 4,577.67                  |                   | 4,088.86                  |                   |
| (c) Other current liabilities   | 19    | 94,235.02                 |                   | 179,394.78                |                   |
| (d) Current Tax liability (Net)   | 11.2  | 1,310.11                  | 196,095.08        | -                         | 285,692.14        |
| <b>Total Equity and Liabilities</b>   |       |                           | <b>856,753.04</b> |                           | <b>886,553.62</b> |
| III Summary of significant accounting policies (Consolidated)                   | 1 & 2 |                           |                   |                           |                   |
| IV See accompanying notes to the Consolidated financial statements from 3 to 52 |       |                           |                   |                           |                   |

This is the Balance Sheet referred to in our report of even date

**For Raj Har Gopal & Co.**

**Chartered Accountants**

**Firm Registration No.:002074N**

**Sd/-**

**G.K. Gupta**

Partner (M.No. 081085)

**Sd/-**

**S.C. Agnihotri**

Chairman and Managing Director  
(DIN : 01637856)

**Sd/-**

**A.K. Choudhary**

Chief Financial Officer

**Sd/-**

**Kalpana Dubey**

Company Secretary

**Place: New Delhi**

**Date: 13.08.2018**

## RAIL VIKAS NIGAM LIMITED

Consolidated Statement of Profit and Loss for the year ended 31st March 2018 (₹ in Lakhs)

| Particulars   | Notes | For the Year Ended 31.03.2018<br>Amount (₹) | For the Year Ended 31.03.2017<br>Amount (₹) |
|---|-------|---|---|
| <b>Revenue :</b>  |       |   |   |
| I. Revenue from operations  | 20    | 759,735.77                                  | 591,962.28                                  |
| II. Other income  | 21    | 22,493.20                                   | 24,777.13                                   |
| <b>III. Total Income (I + II)</b>   |       | <b>782,228.96</b>                           | <b>616,739.41</b>                           |
| <b>IV. Expenses:</b>  |       |   |   |
| Expenses on Operations  | 22    | 702,396.51                                  | 547,520.50                                  |
| Employee benefits expenses  | 23    | 14,034.44                                   | 11,976.50                                   |
| Finance Costs   | 24    | 4,465.89                                    | 3,545.42                                    |
| Depreciation, amortization and impairment   | 25    | 483.52                                      | 501.83                                      |
| Other Expenses  | 26    | 4,294.05                                    | 4,427.09                                    |
| CSR and R&D Expenses  | 27    | 767.35                                      | 612.29                                      |
| <b>Total Expenses (IV)</b>  |       | <b>726,441.76</b>                           | <b>568,583.63</b>                           |
| <b>V. Profit/(loss) before exceptional items and tax (III-IV)</b>   |       | <b>55,787.20</b>                            | <b>48,155.78</b>                            |
| VI. Exceptional items   |       | 635.60                                      | -   |
| VII. Share in Profit/(Loss) of Joint Ventures   |       | 9,980.54                                    | 5,699.86                                    |
| VIII. Profit/(Loss) before tax (V+VI+VII)   |       | 66,403.34                                   | 53,855.64                                   |
| IX. Tax expense:  | 28    |   |   |
| (1) Current tax   |       | 11,906.20                                   | 10,323.07                                   |
| (2) Deferred tax (net)  |       | (2,454.50)                                  | (341.67)                                    |
| Total Tax Expense (IX)  |       | 9,451.70                                    | 9,981.40                                    |
| <b>X. "Profit/(loss) for the period from continuing operation (VIII - IX)"</b>  |       | <b>56,951.64</b>                            | <b>43,874.24</b>                            |
| XI. Profit/(loss) from discontinued operations  |       | -   | -   |
| XII. Tax Expense of discontinued operations   |       | -   | -   |
| XIII. Profit/(loss) from discontinued operations (after tax) (XI-XII)   |       | -   | -   |
| <b>XIV. Profit/(loss) for the period (X+XIII)</b>   |       | <b>56,951.64</b>                            | <b>43,874.24</b>                            |
| <b>XV. Other Comprehensive Income</b>   |       |   |   |
| <b>Items that will not be reclassified to profit or loss</b>  | 29    |   |   |
| Remeasurement gains (losses) on defined benefit plans   |       | (61.67)                                     | (41.76)                                     |
| Income tax effect on Remeasurement gains (losses) on defined benefit plans  |       | 5.77  | 4.66  |
| <b>XVI. Total Comprehensive Income for the period (XIV + XV)</b><br><b>(Comprehensive profit and other comprehensive income for the period)</b> |       | <b>56,895.74</b>                            | <b>43,837.14</b>                            |
| <b>XVII. Earnings Per Equity Share:</b><br><b>(For Continuing Operation)</b>  |       |   |   |
| (1) Basic   | 40    | 2.73  | 2.10  |
| (2) Diluted   | 40    | 2.73  | 2.10  |
| <b>XVIII. Earnings Per Equity Share:</b><br><b>(For discontinuing Operation)</b>  |       |   |   |
| (1) Basic   | 40    | -   | -   |
| (2) Diluted   | 40    | -   | -   |
| <b>XIX Earnings Per Equity Share:</b><br><b>(For discontinued and continuing Operation)</b>   |       |   |   |
| (1) Basic   | 40    | 2.73  | 2.10  |
| (2) Diluted   | 40    | 2.73  | 2.10  |

This is the Statement of Profit & Loss referred to in our report of even date

**For Raj Har Gopal & Co.**

**Chartered Accountants**

**Firm Registration No.:002074N**

**Sd/-**

**G.K. Gupta**

Partner (M.No. 081085)

**Sd/-**

**S.C. Agnihotri**

Chairman and Managing Director  
(DIN : 01637856)

**Sd/-**

**A.K. Choudhary**

Chief Financial Officer

**Sd/-**

**Kalpna Dubey**

Company Secretary

**Place: New Delhi**

**Date: 13.08.2018**

**FOR AND ON BEHALF OF THE BOARD**

## RAIL VIKAS NIGAM LIMITED

### Consolidated Statement of Changes in Equity

Statement of changes in equity for the year ended 31st March 2018

#### A. Equity share capital

(₹ in Lakhs)

| Particulars  | No of Shares | Amount     |
|--|--------------|------------|
| Balance at April 1, 2017                           | 20,850.20    | 208,502.01 |
| Changes in equity share capital during the year    |              |            |
| (a) issue of equity shares capital during the year | -            | -          |
| Balance at March 31, 2018                          | 20,850.20    | 208,502.01 |

#### B. Other Equity

(₹ in Lakhs)

| Particulars  | Reserve & Surplus |                   | Total       |
|--|-------------------|-------------------|-------------|
|  | General Reserve   | Retained Earnings |             |
| Balance at the beginning of the reporting period   | 7,100.00          | 141,024.02        | 148,124.02  |
| Prior period errors (refer note-33)  | -                 | (341.33)          | (341.33)    |
| Restated balance at the beginning of the reporting period  | 7,100.00          | 140,682.70        | 147,782.70  |
| Profit for the year  | -                 | 56,951.64         | 56,951.64   |
| Other Comprehensive Income for the year (net of income tax)                                      | -                 | (55.89)           | (55.89)     |
| Total Comprehensive Income for the year  | -                 | 56,895.74         | 56,895.74   |
| Dividends (including Tax thereon)  | -                 | (20,099.73)       | (20,099.73) |
| Transfer to retained earning   | -                 | -                 | -           |
| Change in value of investment in Joint Venture other than share in their Profit and Loss account | -                 | (678.54)          | -678.54     |
| Balance at the end of the reporting period   | 7,100.00          | 176,800.17        | 183,900.17  |

Statement of changes in equity for the year ended 31st March 2017

#### A. Equity share capital

(₹ in Lakhs)

| Particulars  | No of Shares | Amount     |
|--|--------------|------------|
| Balance at April 1, 2016                           | 20,850.20    | 208,502.01 |
| Changes in equity share capital during the year    |              |            |
| (a) issue of equity shares capital during the year | -            | -          |
| Balance at March 31, 2017                          | 20,850.20    | 208,502.01 |

#### B. Other Equity

(₹ in Lakhs)

| Particulars  | Reserve & Surplus |                   | Total       |
|--|-------------------|-------------------|-------------|
|  | General Reserve   | Retained Earnings |             |
| Balance at the beginning of the reporting period   | 7,100.00          | 127,795.90        | 134,895.90  |
| Prior period errors (refer note-33)  | -                 | (5.04)            | (5.04)      |
| Restated balance at the beginning of the year  | 7,100.00          | 127,790.86        | 134,890.86  |
| Profit for the year  | -                 | 43,874.24         | 43,874.24   |
| Other Comprehensive Income for the year (net of income tax)                                      | -                 | (37.10)           | (37.10)     |
| Total Comprehensive Income for the year  | -                 | 43,837.14         | 43,837.14   |
| Dividends (including Tax thereon)  | -                 | (30,943.96)       | (30,943.96) |
| Transfer to retained earning   | -                 | -                 | -           |
| Change in value of investment in Joint Venture other than share in their Profit and Loss account | -                 | (1.34)            | (1.34)      |
| Balance at the end of the reporting period   | 7,100.00          | 140,682.70        | 147,782.70  |

This is the Statement of Change in Equity referred to in our report of even date

**For Raj Har Gopal & Co.**  
**Chartered Accountants**  
**Firm Registration No.:002074N**

Sd/-  
**G.K. Gupta**  
Partner (M.No. 081085)

Sd/-  
**S.C. Agnihotri**  
Chairman and Managing Director  
(DIN : 01637856)

Sd/-  
**A.K. Choudhary**  
Chief Financial Officer

Sd/-  
**Kalpna Dubey**  
Company Secretary

**FOR AND ON BEHALF OF THE BOARD**

**Place: New Delhi**  
**Date: 13.08.2018**

## RAIL VIKAS NIGAM LIMITED

### Consolidated Cash Flow Statement for the year ended 31st March 2018

| S. Particulars<br>No.  | Figures for the period ended 31.03.2018 |            | Figures for the period ended 31.03.2017 |            |
|--|---|------------|---|------------|
|  | Amount (₹)                              | Amount (₹) | Amount (₹)                              | Amount (₹) |
| <b>(a) Cash Flow from Operating Activities</b>                           |   |            |   |            |
| Net Profit Before Taxation   | 66,403.34                               |            | 53,855.64                               |            |
| Add: Adjustment for non cash items :                                     |   |            |   |            |
| Depreciation, amortization and impairment                                | 483.52                                  |            | 501.83                                  |            |
| CWIP Written Off   | -                                       |            | -                                       |            |
| Share in (Profit)/Loss of Joint Ventures                                 | -9,980.54                               |            | -5,699.86                               |            |
|  | 56,906.32                               |            | 48,657.61                               |            |
| Add: Adjustment for other items  |   |            |   |            |
| Loss on sale of Fixed assets   | 0.04                                    |            | 9.29                                    |            |
| Other Income   | (16,732.34)                             |            | (20,101.43)                             |            |
| Dividend Received  | (1,000.00)                              |            | (550.00)                                |            |
| Other Comprehensive Income   | (61.55)                                 |            | (41.48)                                 |            |
| <b>Operating Profit Before Working Capital Changes</b>                   | 39,112.47                               |            | 27,974.00                               |            |
| <b>(b) Adjustments for Changes in Working Capital:</b>                   |   |            |   |            |
| <b>Adjustments for (Increase)/Decrease in Operating Assets:</b>          |   |            |   |            |
| Trade Receivables (Current)  | (65,633.70)                             |            | 20,226.30                               |            |
| Lease Receivables (Non-Current)  | (57,276.93)                             |            | (50,999.03)                             |            |
| Lease Receivables (Current)  | (4,089.27)                              |            | (9,144.92)                              |            |
| Project work in progress (Inventory)                                     | 76,433.66                               |            | 1,406,184.73                            |            |
| Bank Balances other than cash and cash equivalents                       | 39,000.00                               |            | 20,500.00                               |            |
| Other Non Current Financial Assets                                       | 26,013.19                               |            | -                                       |            |
| Other Financial Assets   | (1,088.17)                              |            | (21,573.96)                             |            |
| Other Non Current Assets   | 37.81                                   |            | -                                       |            |
| Other Current/Non-Current Assets except capital advances                 | (25,957.51)                             |            | (17,104.94)                             |            |
|  | -12,560.92                              |            | 1,348,088.17                            |            |
| <b>(c) Adjustments for (Increase)/Decrease in Operating Liabilities:</b> |   |            |   |            |
| <b>Trade Payables</b>  | -4,144.46                               |            | 1,939.68                                |            |
| Other current Financial Liabilities                                      | -4,978.64                               |            | 7,049.07                                |            |
| Other NonCurrent Liabilities   | 4,008.35                                |            | -                                       |            |
| Other NonCurrent Financial Liabilities                                   | 37,482.80                               |            | -                                       |            |
| Other Current Liabilities  | (85,159.76)                             |            | (1,348,403.65)                          |            |
| Short Term Provisions  | 488.81                                  |            | 1,848.50                                |            |
| Long Term Provisions   | -38.95                                  |            | 138.24                                  |            |
|  | (52,341.85)                             |            | -1,337,428.16                           |            |
| <b>Cash Generated from Operations</b>                                    | -25,790.31                              |            | 38,634.01                               |            |
| Direct Taxes Paid/Received   | 10,874.03                               |            | 10,788.03                               |            |
| <b>Cash Flow from Operating Activities (A)</b>                           | -36,664.34                              | -36,664.34 | 27,845.98                               | 27,845.98  |
| <b>Cash from Investment Activities :-</b>                                |   |            |   |            |
| Capital Expenditure on Fixed Assets, Including Capital Advances          | (8,264.94)                              |            | (17,014.80)                             |            |
| Capital Expenditure on CWIP  | -                                       |            | -                                       |            |
| Capital Expenditure on Intangibles                                       | (853.91)                                |            | (715.42)                                |            |
| Proceeds from Sale of Fixed Assets                                       | 5.99                                    |            | 15.42                                   |            |
| Proceeds from Loan given   | (627.04)                                |            | 7.46                                    |            |
| <b>Current Investments not Considered as Cash and Cash Equivalents:</b>  |   |            |   |            |
| - Purchased  | -                                       |            | -                                       |            |
| <b>Purchase of Long Term Investments:</b>                                |   |            |   |            |
| - Joint Venture  | (4,382.61)                              |            | (969.00)                                |            |
| <b>Interest Income (Revenue)</b>   |   |            |   |            |
| - Others   | 16,732.34                               |            | 20,101.42                               |            |
| <b>Dividend Received</b>   |   |            |   |            |
| - Joint Venture  | 1,000.00                                |            | 550.00                                  |            |
| <b>Net Cash Generated from / (used in) Investing Activities (B)</b>      | 3,609.83                                | 3,609.83   | 1,975.08                                | 1,975.08   |

## Consolidated Cash Flow Statement for the year ended 31st March 2018

| S. Particulars<br>No.   | Figures for the period ended 31.03.2018 |                   | Figures for the period ended 31.03.2017 |                   |
|---|---|-------------------|---|-------------------|
|   | Amount (₹)                              | Amount (₹)        | Amount (₹)                              | Amount (₹)        |
| Cash Flow from Financing Activities :-                                      |   |                   |   |                   |
| Proceeds from issuance of share capital (including share application money) | -                                       |                   | -                                       |                   |
| Proceeds from Long Term Borrowings  | 9,250.00                                |                   | 3,713.00                                |                   |
| Repayment of Short -Term Borrowings   | (21,857.50)                             |                   | (18,190.83)                             |                   |
| Dividend and Tax thereon  | (20,099.73)                             |                   | (30,943.96)                             |                   |
| Interest accrued during the year  | -                                       |                   | 24,717.45                               |                   |
| Repayment of interest accrued   | (25,412.67)                             |                   | (21,418.87)                             |                   |
| Utilisation of Reserve  |   |                   |   |                   |
| Net Cash Generated from / (used in) Financing Activities ©                  | (58,119.90)                             | (58,119.90)       | (42,123.21)                             | (42,123.21)       |
| Net Increase/(Decrease) in Cash & Cash Equivalent (A+B+C)                   |   | (91,174.41)       |   | (12,302.15)       |
| <b>Cash &amp; Cash Equivalent at the beginning of the Year</b>              |   | <b>125,459.62</b> |   | <b>137,761.77</b> |
| <b>Cash &amp; Cash Equivalent at the end of year</b>                        |   | <b>34,285.21</b>  |   | <b>125,459.62</b> |
| Cash and Cash Equivalents   |   |                   |   |                   |
| - Cash and Cheques in Hand  | -                                       |                   |   |                   |
| Balance with Scheduled Banks  |   |                   |   |                   |
| - On Current Account  | 3,969.02                                |                   | 13,657.13                               |                   |
| -- Flexi Accounts   | 190.74                                  |                   | 502.49                                  |                   |
| - On term Deposit Account   | 30,125.45                               |                   | 111,300.00                              |                   |
|   |   | <b>34,285.21</b>  |   | <b>125,459.62</b> |

### Notes :

The above Cash Flow Statement has been prepared under the indirect method setout as per Ind-AS-7 issued by The Institute of Chartered Accountants of India and notified u/s 133 of the Companies Act, 2013.

**For Raj Har Gopal & Co.**  
**Chartered Accountants**  
**Firm Registration No.:002074N**

**Sd/-**  
**G.K. Gupta**  
Partner (M.No. 081085)

**Place: New Delhi**  
**Date: 13.08.2018**

### FOR AND ON BEHALF OF THE BOARD

**Sd/-**  
**S.C. Agnihotri**  
Chairman and Managing Director  
(DIN : 01637856)

**Sd/-**  
**A.K. Choudhary**  
Chief Financial Officer

**Sd/-**  
**Kalpana Dubey**  
Company Secretary

## Notes to the Consolidated Financial Statements For the year ended 31st March 2018

### Summary of Significant Consolidated Accounting Policies

#### Note 1 :- Corporate Information

Rail Vikas Nigam Limited ("the Parent Company"), its subsidiary and Joint Ventures (collectively referred to as the "Group") are engaged in the business of implementing various types of Rail infrastructure projects assigned by MoR including doubling (including 3rd/4th lines), gauge conversion, new lines, railway electrification, major bridges, workshops, Production Units and sharing of freight revenue with Railways as per the concession agreement entered into with Ministry of Railway.

#### Note 2 :-

#### 2.1 Basis of Preparation

##### a) Statement of Compliance

These consolidated financial statements as at and for the year ended March, 31 2018 have been prepared in accordance with Indian Accounting Standards (Ind-AS) notified under section 133 of the Companies Act 2013 as Companies (Indian Accounting Standards) Rules, 2015, Companies (Indian accounting standards) Amendment Rules 2016 and Companies (Indian Accounting Standards) Amendment Rules 2017.

##### b) Basis of Measurement

The consolidated financial statements have been prepared under the historical cost convention and on an accrual basis, except for the following items that have been measured at fair value as required by relevant Ind-AS.

- i. Defined benefit Plan and other long term employee benefits
- ii. Certain financial assets and liabilities measured at fair value.

##### c) Use of estimates and judgment

The preparation of Consolidated financial statements is in conformity with Ind AS, requires management to make judgments, estimates and assumptions that affect the application of accounting policies and the reported amounts of assets, liabilities, disclosure of contingent assets and liabilities at the date of consolidated financial statements and the reported amount of income and expenses. Examples of such estimates include estimates of future obligations under employee retirement benefit plans and estimated useful life of property, plant and equipment actual results may differ from these estimates.

Estimates and underlying assumptions are reviewed on a periodic basis. Future results could differ due to changes in these estimates and difference between the actual result and the estimates are recognised in the period in which the results are known/materialize.

All financial information presented in Indian rupees and all values are rounded to the nearest lakhs rupees with two decimal points except where otherwise stated. Due to rounding off, the numbers presented throughout the document may not add up precisely to the totals and percentages may not precisely reflect the absolute figures.

##### d) Basis of Consolidation

##### (i) Consolidation of subsidiary

The consolidated financial statements of the Group combines Standalone financial statements of the Parent Company and its subsidiary line-by-line by adding together the like items of assets, liabilities, income and expenses. All intra-group assets, liabilities, income, expenses and unrealised profits/losses on intra-group transactions are eliminated on consolidation. The accounting policies of subsidiary have been harmonised to

ensure the consistency with the policies adopted by the Parent Company. The consolidated financial statements have been presented in the same manner as Parent Company's standalone financial statements.

## **ii) Investments in Joint Ventures**

Investment in Joint Ventures has been accounted under the equity method as per Ind AS 28 - Investments in Associates and Joint Ventures.

The Company accounts for its share of post acquisition changes in net assets of joint ventures, after eliminating unrealised profits and losses resulting from transactions between the Company and its joint ventures to the extent of its share, through its Consolidated Statement of Profit and Loss, to the extent such change is attributable to the associates' Statement of Profit and Loss and through its reserves for the balance based on available information.

When the Group's share of losses of joint venture exceeds the Group's interest in that joint venture (which includes any long term interests that, in substance, form part of the Group's net investment joint venture), the Group discontinues recognising its share of further losses. Additional losses are recognised only to the extent that the Group has incurred legal or constructive obligations or made payments on behalf of the joint venture.

## **2.2 Cash Flow Statement**

Consolidated Cash flow statement is reported using the indirect method, whereby profit / (loss) before tax is adjusted for the effects of transactions of non-cash nature and any deferrals or accruals of past or future cash receipts or payments. The cash flows from operating, investing and financing activities of the group are segregated based on the available information.

## **Amendment to Ind-AS 7**

Effective April 1, 2017, the group has adopted the

amendment to Ind-AS 7, which require the entities to provide disclosures that enable users of financial statements to evaluate changes in liabilities arising from financing activities, including both changes arising from cash flows and non-cash changes, suggesting inclusion of a reconciliation between the opening and closing balances in the balance sheet for liabilities arising from financing activities, to meet the disclosures requirement. The adoption of amendment did not have any material effect on the financial statements.

## **2.3 Exceptional Items**

On certain occasions, the size, type or incidence of an item of income or expense, pertaining to the ordinary activities of the group, is such that its disclosure improves an understanding of the performance of the group. Such income or expense is classified as an exceptional item and accordingly disclosed in the Notes to Accounts.

## **2.4 Property, plant and equipment**

- a) Property, plant and equipment are measured at cost less accumulated depreciation and impairment losses, if any. Cost of asset includes the following
  - i. Cost directly attributable to the acquisition of the assets
  - ii. Incidental expenditure during the construction period is capitalized as part of the indirect construction cost to the extent to which the expenditure is directly related to construction or is incidental thereto.
  - iii. Present value of the estimated costs of dismantling & removing the items & restoring the site on which it is located if recognition criteria are met.
- b) Cost of replacement, major inspection, repair of significant parts and borrowing costs for long-term construction projects are capitalised if the recognition criteria are met.

- c) Upon sale of assets cost and accumulated depreciation are eliminated from the consolidated financial statements and the resultant gains or losses are recognized in the statement of profit and loss.
- d) Amounts paid towards the acquisition of property, plant and equipment outstanding as of each reporting date and the cost of property, plant and equipment not ready for intended use before such date are disclosed under capital work-in-progress.

### Depreciation

- a) Depreciation on Property, plant and Equipment is provided on Straight Line basis (SLM) over the useful life of the assets as specified in Schedule II of the Companies Act, 2013 except in the case of (i) Furniture & Fixtures and (ii) Mobiles Phones & Tablets. In both the categories of these assets, Management has estimated the useful life after taking into consideration the economic benefits embodied in these assets and other factors such as technical obsolescence and wear and tear etc. The estimated useful life of assets for current and comparative period of significant items of property plant and equipment are as follows:

| Particulars                                     | Useful Life |
|---|-------------|
| Furniture and fixtures                          | 4 year      |
| Computers                                       | 3 year      |
| Mobile phones                                   | 2 year      |
| Office Equipment's<br>(excluding Mobile Phones) | 5 year      |

- (b) Each part of an item of Property, Plant and Equipment is depreciated separately if the cost of part is significant in relation to the total cost of the item and useful life of that part is different from the useful life of remaining asset.
- (c) Leasehold improvements are amortized over

the lower of estimated useful life and lease term.

- (d) Depreciation methods, useful lives and residual values are reviewed at each reporting date.
- (e) Depreciation on individual assets acquired for ₹ 5000/- or less is depreciated at the rate of 100% taking in to consideration the commercial life in the year of purchase itself.

### 2.5 Intangible Assets

Intangible assets are recognized when it is probable that the future economic benefits that are attributable to the asset will flow to the enterprise and the cost of the asset can be measured reliably. Intangible assets are stated at historical cost less accumulated amortization and impairment loss, if any.

Intangible assets comprise of license fees, other implementation costs for system software and other application software acquired for in-house use. The costs are capitalized in the year in which the relevant software is implemented for use. The cost of an intangible asset comprises its purchase price, including any import duties and other taxes, and any directly attributable expenditure on making the asset ready for its intended use. Intangible assets not ready for intended use as on reporting date is recognised as intangible assets under development.

### Amortization of Intangible Assets

Intangible assets are amortized over their respective estimated useful lives on a straight-line basis from the date that they are available for use.

The estimated useful life of acquired software's are finite (3 years). Amortisation methods, useful lives and residual values are reviewed at each reporting date.

### 2.6 Impairment of non-financial assets

An asset is treated as impaired when the carrying

cost of assets exceeds its recoverable value and impairment loss is charged to the Statement of Profit & Loss in the year in which an asset is identified as impaired. At each reporting date group assesses the estimate amount of impairment loss. The impairment loss recognized in prior accounting periods is reversed if there has been a change in the estimate of recoverable amount and such losses either no longer exists or has decreased. Reversal of impaired loss is recognized in the Statement of Profit & Loss.

## **2.7 Inventories & Project Accounting**

- (a) Project Work-in-Progress is valued at the contract rates and construction material at site is stated at cost. Payments made to Zonal Railways for acquiring land included in project Work-in-Progress is stated at cost.
- (b) IRFC Funded Projects: In accordance with revised Procedure Order dt. 30.12.2016 of MoR, PWIP of IRFC funded projects are Shown as Lease Receivable. The amount of expenditure for the period including opening balance on IRFC funded projects are transferred from PWIP to Lease Receivable and from the subsequent financial year adjustments will be carried out periodically.
- (c) The value of projects which are transferred from the project Work in Progress (PWIP) is determined by adding direct expenditure plus management fee as agreed with MoR.
- (d) **MoR Funded Projects:** In accordance with revised Procedure Order dt. 30.12.2016 of MoR, PWIP of MoR funded projects are adjusted against fund received from MoR. The amount of expenditure on MoR funded projects recognised during the year including opening balances of PWIP for MoR funded project are being adjusted as at 31.03.2017 from the fund received from MoR and from the subsequent financial year adjustments will be carried out periodically.

## **2.8 Revenue Recognition**

Revenue is recognized based on the nature of activity, when consideration can be reasonably measured and there exists reasonable certainty of its recovery. Revenue from construction/project related activity is recognized as follows:

- (a) Projects executed for Ministry of Railways (MOR): Revenue from project execution is determined by adding aggregate cost plus margin agreed with MOR and any subsequent clarifications received in this respect.
- (b) Works Executed by Zonal Railways on behalf of RVNL - Revenue from works executed by Zonal Railways on RVNL projects is determined on the basis of statement of Expenditure submitted by the respective Zonal Railways.
- (c) Deposit works (cost plus contract) related to JCEs (Jointly Controlled Entities) in the form of Special Purpose Vehicles and others): Contract revenue is determined by adding the aggregate cost plus proportionate margin (Direction & General Charges) based on fixed percentage as agreed with the customer.
- (d) In case of IRFC funded projects, interest component on installments received from Ministry of Railway's in netted against the interest payable on IRFC borrowings.
- (e) Claims are accounted as income in the year of acceptance by client or evidence of acceptance received.

## **2.9 Other Revenue Recognition**

- i. Dividend income is recognized when the right to receive is established.
- ii. Interest income is recognized on a time proportion basis taking into account the amount outstanding and the interest rate applicable using Effective Interest Rate Method.

## **2.10 Employee Benefits**

### **a) Short Term Employee Benefits**

All employee benefits payable wholly within twelve months of rendering the services are classified as short term employee benefits. Benefits such as salaries, wages, and short- term compensated absences, LTC etc. are recognized in the period in which the employee renders the related service.

### **b) Long Term Employee Benefits :**

The obligation for long-term employee benefits such as long-term compensated absences & half pay leave is recognized in the same manner as in the case of defined benefit plans as mentioned in (c) (iii) below

### **c) Post Employment Benefits**

- i. Defined contribution plans: The group makes defined contribution to the Regional Provident Fund Commissioner in respect of provident fund scheme, CGIS and employee state insurance scheme. The contribution paid/payable under the schemes is recognized during the period in which the employee renders the related service.
- ii. Defined contribution plans: The group makes defined contribution to the RVNL Medical and Welfare Trust in respect of RVNL Medical and Welfare Scheme. The contribution paid/payable under the schemes is recognized during the period in which the employee renders the related service.
- iii. Defined benefit plans: Gratuity is a post employment defined benefit plan. The liability recognized in the balance sheet is the present value of the defined benefit obligation at the balance sheet date less fair value of plan assets. The defined benefit obligation is calculated by an independent actuary using projected unit credit (PUC) method. Actuarial gains and losses are recognised immediately in the Profit & Loss Account.

- d) Retirement benefits of the 'staff on deputation' have been accounted for on the basis of the guidelines of the Ministry of Railways.
- e) Actuarial gains or losses are recognized in Other Comprehensive Income.
- f) Re-measurements recognised in Other Comprehensive Income are comprising actuarial gains or losses that are not reclassified to profit or loss from Other Comprehensive Income in subsequent periods.

## **2.11 Functional and presentation currency**

Items included in the consolidated financial statements are measured using the currency of the primary economic environment in which the group operates. (Functional Currency) The consolidated financial statements are presented in Indian rupees, which is the presentation currency of group.

### **Foreign Currency Transactions**

- i. All foreign currency transactions are translated into functional Currency at the rate prevalent on the date of transaction.
- ii. Non-monetary items are translated at the rate on the date of initial transaction.
- iii. Monetary items denominated in foreign currency are translated at the prevailing closing buying rate at each reporting date.
- iv. Foreign exchange gain or losses in respect of monetary and non-monetary items is recognised in statement of profit and loss.

## **2.12 Borrowing Cost**

Borrowing costs that are attributable to the acquisition, construction or production of a qualifying asset are capitalized as part of cost of such asset till such time as the asset is ready for its intended use. A qualifying asset is an asset that necessarily requires a substantial period of time to

get ready for its intended use. All other borrowing costs are recognized as an expense in the period in which they are incurred.

### **2.13 Tax expenses represents the sum of current tax and deferred tax**

#### **a) Current Income Tax**

- i. Taxes including current income-tax are computed using the applicable tax rates and tax laws.
- ii. The tax rates and tax laws used to compute the amount are those that are enacted or substantively enacted, at the reporting date in the countries where the group operates and generates taxable income.
- iii. Current income tax assets and liabilities for current and prior periods are measured at the amount expected to be recovered from or paid to the taxation authorities. Liability for additional taxes, if any, is provided / paid as and when assessments are completed.
- iv. Current tax related to OCI Item are recognized in Other Comprehensive Income (OCI).

#### **b) Deferred tax**

- i. Deferred income tax is recognized using balance sheet approach.
- ii. Deferred income tax assets and liabilities are recognized for temporary differences which is computed using the tax rates and tax laws that have been enacted or substantively enacted at the reporting date.
- iii. Deferred income tax asset are recognized to the extent that it is probable that taxable profit will be available against which the deductible temporary differences, and the carry forward of unused tax credits and unused tax losses can be utilized.
- iv. The carrying amount of deferred income tax assets is reviewed at each reporting date

and reduced to the extent that it is no longer probable that sufficient taxable profit will be available to allow all or part of the deferred income tax asset to be utilized.

v. Deferred tax related to OCI Item are recognized in Other Comprehensive Income (OCI).

- vi. Deferred Tax is recognised for all temporary differences including the temporary differences associated with investment in Subsidiary and Joint Ventures except where the group is able to control the reversal of the temporary difference and it is probable that the temporary difference will not reverse in the foreseeable future. If temporary differences were to reverse through dividends, deferred tax liability is Nil.

### **2.14 Leases**

#### **a) Group as a lessee**

##### **Finance Lease:-**

- (i) that transfers substantially all the risks and rewards incidental to ownership of an asset
- (ii) are capitalised at lease inception at lower of fair value or present value of minimum lease payment
- (iii) Payments are apportioned between finance charges and reduction of the lease liability so as to achieve a constant rate of interest on the remaining balance of the liability.
- (iv) Finance charges are recognised in finance costs in the statement of profit and loss.
- (v) Depreciated over the useful life of the asset. However, if there is no reasonable certainty to obtain ownership by the end of the lease term, the asset is depreciated over the shorter of the estimated useful life of the asset and the lease term.

##### **Operating Lease:-**

- I. is classified as operating lease when

significant portion of the risk and rewards are not transferred to the group.

- ii. payment are charged to profit and loss on straight-line basis over the lease term except where lease payment are structured to increase in line with expected general inflation to compensate for the expected inflationary cost increase

**b) group as a lessor**

**Finance Lease**

- i. is recognised when substantially all of the risks and rewards of ownership transfer from the group to the lessee.
- ii. Payment due are recorded as receivables at the group's net investment in the leases. Finance lease income is allocated to accounting periods so as to reflect a constant periodic rate of return on the net investment outstanding in respect of the lease.

**Operating Lease**

- i. are the leases in which the group does not transfer substantially all the risks and rewards of ownership to the lessee.
- ii. incomes are recognized as income in the statement of profit & loss on straight-line basis over the lease term except where lease payment are structured to increase in line with expected general inflation expected general inflation to compensate for the expected inflationary cost increase

**2.15 Provisions**

**Provision is recognised when:**

- i) The group has a present obligation as a result of a past event,
- ii) A probable outflow of resources is expected to settle the obligation and
- iii) A reliable estimate of the amount of the obligation can be made.

Reimbursement of the expenditure required to settle a provision is recognised as per contract provisions or when it is virtually certain that reimbursement will be received.

Provisions are reviewed at each Balance Sheet date.

**a) Discounting of Provisions**

Provision which expected to be settled beyond 12 months are measured at the present value by using pretax discount rate that reflects the risks specific to the liability. The increase in the provision due to the passage of time is recognised as interest expenses.

**2.16 Contingent Liabilities and contingent Assets**

- (a) Contingent Liabilities are disclosed in either of the following cases:
  - i) A present obligation arising from a past event, when it is not probable that an outflow of resources will be required to settle the obligation; or
  - ii) A reliable estimate of the present obligation cannot be made; or
  - iii) A possible obligation, unless the probability of outflow of resource is remote.
- (b) Contingent assets is disclosed where an inflow of economic benefits is probable.
- (c) Contingent Liability and Provisions needed against Contingent Liability and Contingent Assets are reviewed at each Reporting date.
- (d) Contingent Liability is net of estimated provisions considering possible outflow on settlement.

**2.17 Earnings Per Share**

In determining earnings per share, the group considers the net profit attributable to equity shareholders. The number of shares used in computing basic earnings per share is the

weighted average number of shares outstanding during the year. The dilutive earning per share is not computed as there is no dilution involved during the year.

### **2.18 Liquidated Damages and Penalties**

Credit items arising on account of Liquidated Damages and Penalties during execution of contract or due to termination of contract etc. are carried as “Retention Money” under “other Current Liabilities” until the final Closure of the Project. There after, i.e. on financial closure of the Project, such leftover balances of liquidity Damages and Penalties are credited to the total cost of the concerned project.”

### **2.19 Stale Cheques Policy**

Cheques which have not been cleared within the validity period of 3 months are credited to the stale cheque account. Items which are more than 3 yrs.' old and could not be cleared in stale cheque account are credited to the head which was earlier debited while making payments except deductions made from salary of staff which are credited to misc income.

### **2.20 Operating Segment**

Operating segments are reported in the manner consistent with the internal reporting provided by the Chief Operating Decision Maker (CODM). Chairman and Managing Director of the group has been identified as CODM. group has identified only one reportable segment i.e. “Development of Railway Infrastructure”. Joint Ventures, being engaged in the sector of Operation and maintenance of Railway Assets are not considered as segment for reporting purpose as joint ventures are consolidated using Equity method of consolidation.

### **2.21 Fair Value Measurement**

Group measures financial instruments at fair value at each reporting date. Fair value is the price that

would be received to sell an asset or paid to transfer a liability in an orderly transaction between market participants at the measurement date. The fair value measurement is based on the presumption that the transaction to sell the asset or transfer the liability takes place either:

- in the principal market for the asset or liability, or
- in the absence of a principal market, in the most advantageous market for the asset or liability.

The principal or the most advantageous market must be accessible to the group. The fair value of an asset or a liability is measured using the assumptions that market participants would use when pricing the asset or liability, assuming that market participants act in their economic best interest. The group uses valuation techniques that are appropriate in the circumstances and for which sufficient data are available to measure fair value, maximizing the use of relevant observable inputs and minimizing the use of unobservable inputs.

### **2.22 Dividend to equity holders**

Dividend paid/payable shall be recognised in the year in which the related dividends are approved by shareholders or board of directors as appropriate.

### **2.23 Financial instruments:-**

#### **(A) Initial recognition and measurement**

Financial Instruments are recognized at its fair value plus or minus transaction costs that are directly attributable to the acquisition or issue of the financial instruments.

#### **(B) Subsequent measurement**

##### **(I) Financial Assets**

financial assets are classified in following categories:

- a) At Amortised Cost
- b) Fair value through Other Comprehensive Income.

c) Fair value through Profit and loss account."

**a. Debt instrument at Amortised Cost**

A financial asset shall be measured at amortised cost if both of the following conditions are met:

- (a) the financial asset is held within a business model whose objective is to hold financial assets in order to collect contractual cash flows and
- (b) The contractual terms of the financial asset give rise on specified dates to cash flows that are solely payments of principal and interest on the principal amount outstanding.

Financial assets measured at amortised cost using effective interest rate method less impairment if any. The EIR amortisation is included in finance income in the statement of profit and loss.

**b. Debt instrument at FVTOCI**

A debt instrument is classified as at the FVTOCI if both of the following criteria are met:

- The objective of the business model is achieved both by collecting contractual cash flows and selling the financial assets, and
- The asset's contractual cash flows represent SPPI.

Debt instruments included within the FVTOCI category are measured initially as well as at each reporting date at fair value. Fair value movements are recognized in the Other Comprehensive Income (OCI). However, the group recognizes interest income, impairment losses & reversals and foreign exchange gain or loss in the P&L. On derecognition of the asset, cumulative gain or loss previously recognised in OCI is reclassified from the equity to P&L. Interest earned is recognised using the EIR method.

**c. Debt instrument at FVTPL**

FVTPL is a residual category for financial Assets. Any financial assets, which does not meet the

criteria for categorization as at amortized cost or as FVTOCI, is classified as at FVTPL.

In addition, the group may elect to designate financial asset, which otherwise meets amortized cost or FVTOCI criteria, as at FVTPL. If doing so reduces or eliminates a measurement or recognition inconsistency. The group has not designated any financial asset as at FVTPL.

Financial assets included within the FVTPL category are measured at fair value with all changes recognized in the P&L. Investment in Equity instruments are measured through FVTPL.

**(ii) Financial liabilities**

**a) Financial liabilities at Amortised Cost**

Financial liabilities at amortised cost represented by trade and other payables, security deposits and retention money are initially recognized at fair value, and subsequently carried at amortized cost using the effective interest rate method.

**b) Financial liabilities at FVTPL**

The group has not designated in any financial liabilities at FVTPL.

**b. Derecognition**

Financial Asset

A financial asset (or, where applicable, a part of a financial asset or part of a group of similar financial assets) is derecognized only when the contractual rights to the cash flows from the asset expires or it transfers the financial assets and substantially all risks and rewards of the ownership of the asset. Financial Liability A financial liability is derecognised when the obligation under the liability is discharged or cancelled or expires. When an existing financial liability is replaced by another from the same lender on substantially different terms, or the terms of an existing liability are substantially modified, such an exchange or modification is treated as a derecognition of the original liability and the recognition of a new

liability, and the difference in the respective carrying amounts is recognised in the income statement.

**c. Impairment of financial assets:**

Group applies expected credit loss (ECL) model for measurement and recognition of impairment loss. The group follows simplified approach for recognition of impairment loss allowance on trade receivable. The application of simplified approach does not require the group to track changes in credit risk. Rather, it recognises impairment loss allowance based on lifetime ECLs at each reporting date, right from its initial recognition.

Group assesses on a forward looking basis the expected credit losses associated with its assets carried at amortised cost and FVTOCI debt instruments. The impairment methodology applies on whether there has been significant increase in credit risk.

**2.24 Non-current Assets (or disposal groups) held for Sale**

Non-current assets (or disposal groups) are classified as assets held for sale when their carrying amount is to be recovered principally through a sale transaction and a sale is considered highly probable. The sale is considered highly probable only when the asset or disposal group is available for immediate sale in its present condition, it is unlikely that the sale will be withdrawn and sale is expected within one year from the date of the classification. Disposal groups classified as held for sale are stated at the lower of carrying amount and fair value less costs to sell. Property, plant and equipment and intangible assets are not depreciated or amortised once classified as held for sale. Assets and liabilities classified as held for sale are presented separately in the statement of financial position.

If the criteria stated by IND AS 105 “Non-current Assets Held for Sale and Discontinued Operations” are no longer met, the disposal group ceases to be classified as held for sale. Non-current asset that ceases to be classified as held for sale are measured at the lower of (i) its carrying amount before the asset was classified as held for sale, adjusted for depreciation that would have been recognised had that asset not been classified as held for sale, and (ii) its recoverable amount at the date when the disposal group ceases to be classified as held for sale.

**2.25 Standard issued but not yet effective for the Financial Year 2017-18**

**a) IND AS 115 Revenue from Contracts with Customers**

MCA had notified IND AS 115 on Revenue from Contracts with Customers on dated March 28, 2018. The standard establishes a new five step model that will apply to revenue arising from Contracts with customers. Under IND AS 115, revenue is recognized at an amount that reflects the consideration to which an entity expects to be entitled in exchange for transferring goods or services to a customer. The principles in IND AS 115 provide a more structured approach to measuring and recognizing revenue. The new revenue standard is applicable to all entities and will supersede all current revenue recognition requirements under IND AS.

The effective date of IND AS 115 is annual periods beginning on or after 1st April 2018. The group is required to adopt the standard by the Financial Year commencing 1st April 2018. The group is currently evaluating the requirements of IND AS 115 and has not yet determined the impact on the financial statements.

### Note: - 3 : Property, Plant and equipment

(₹ in Lakhs)

| Particulars                         | Lease hold Land * | Lease hold Improvements | Furniture and Fixtures | EDP Assets      | Office Equipment's | Total            |
|-------------------------------------|-------------------|-------------------------|------------------------|-----------------|--------------------|------------------|
| <b>Cost or Deemed cost</b>          |                   |                         |                        |                 |                    |                  |
| <b>At 1 April 2016</b>              | -                 | 1,008.09                | 740.28                 | 1,162.76        | 767.70             | 3,678.83         |
| Additions during the year           | -                 | 114.30                  | 165.26                 | 257.25          | 149.81             | 686.62           |
| Disposals/Adjustments               | -                 | -                       | (91.48)                | (151.70)        | (171.94)           | (415.12)         |
| <b>At 31 March 2017</b>             | -                 | 1,122.39                | 814.05                 | 1,268.31        | 745.58             | 3,950.33         |
| Additions during the year           | 23,548.36         | 508.28                  | 151.89                 | 251.84          | 145.48             | 24,605.83        |
| Disposals/Adjustments               |                   | -                       | (13.27)                | (33.68)         | (18.76)            | (65.71)          |
| <b>At 31st March 2018</b>           | <b>23,548.36</b>  | <b>1,630.67</b>         | <b>952.67</b>          | <b>1,486.47</b> | <b>872.29</b>      | <b>28,490.45</b> |
| <b>Depreciation and impairment</b>  |                   |                         |                        |                 |                    |                  |
| <b>At 1 April 2016</b>              | -                 | 809.95                  | 635.10                 | 981.98          | 656.35             | 3,083.38         |
| Depreciation charge for the year    | -                 | 99.82                   | 129.31                 | 167.15          | 104.04             | 500.32           |
| Disposals/Adjustments               |                   | -                       | (87.95)                | (142.44)        | (160.02)           | (390.41)         |
| <b>At 31 March 2017</b>             | -                 | 909.77                  | 676.46                 | 1,006.69        | 600.37             | 3,193.29         |
| Depreciation charge during the year | -                 | 168.16                  | 82.67                  | 143.47          | 86.59              | 480.90           |
| Disposals/Adjustments               | -                 | -                       | (12.78)                | (30.12)         | (16.82)            | (59.73)          |
| <b>At 31 March 2018</b>             | -                 | 1,077.93                | 746.35                 | 1,120.04        | 670.14             | 3,614.46         |
| Net book value                      |                   |                         |                        |                 |                    |                  |
| <b>At 31 March 2018</b>             | <b>23,548.36</b>  | <b>552.74</b>           | <b>206.32</b>          | <b>366.43</b>   | <b>202.15</b>      | <b>24,875.99</b> |
| <b>At 31 March 2017</b>             | -                 | 212.62                  | 137.59                 | 261.62          | 145.21             | 757.04           |
| <b>At 31 March 2016</b>             | -                 | 198.14                  | 105.18                 | 180.78          | 111.35             | 595.45           |

\*The BoD in its 80th meeting has approved purchase of land at NOIDA to be used for Training Facility and for other purposes. Allotment of Land is dated 02.05.2017. However title deed is dated 04.12.2017.

As on 31st March 2018 there are property plants and equipment with net carrying value of ₹ 24,875.99 lakhs out of which bill for assets with net carrying value of ₹ 133.33 lakhs are in the name of employees of RVNL. However ownership of these assets belongs to RVNL. During the financial year 2017-18 company has charged depreciation of ₹ 89.29 Lakhs On these assets.

#### Note: - 4 : Capital Work in Progress

(₹ in Lakhs)

| Particulars               |  |  |  |  |  | Amount |
|---------------------------|--|--|--|--|--|--------|
| <b>At 31 March 2016</b>   |  |  |  |  |  | -      |
| Additions during the year |  |  |  |  |  | -      |
| Adjustments               |  |  |  |  |  | -      |
| <b>At 31 March 2017</b>   |  |  |  |  |  | -      |
| Additions during the year |  |  |  |  |  | -      |
| Adjustments               |  |  |  |  |  | -      |
| <b>At 31 March 2018</b>   |  |  |  |  |  | -      |

#### Note: - 5 : Intangible Assets

(₹ in Lakhs)

| Particulars                        | Intangible assets under development (ERP) | Other Intangibles (Software) | Total           |
|------------------------------------|---|------------------------------|-----------------|
| <b>Cost or deemed cost</b>         |   |                              |                 |
| <b>At 1st April 2016</b>           | 558.12                                    | 5.05                         | 563.17          |
| Additions during the year          | 714.70                                    | 0.76                         | 715.46          |
| Disposals/Adjustments              | -   | -                            | -               |
| <b>At 31 March 2017</b>            | <b>1,272.82</b>                           | <b>5.82</b>                  | <b>1,278.63</b> |
| Additions during the year          | 840.76                                    | 13.16                        | 853.91          |
| Disposals/Adjustments              |   |                              |                 |
| <b>At 31 March 2018</b>            | <b>2,113.58</b>                           | <b>18.97</b>                 | <b>2,132.54</b> |
| <b>Amortisation and Impairment</b> |   |                              |                 |
| <b>At 1st April 2016</b>           | -   | <b>3.75</b>                  | <b>3.75</b>     |
| Amortisation for the year          | -   | 1.51                         | 1.51            |
| Impairment                         | -   | -                            | -               |
| Disposals/Adjustments              | -   | -                            | -               |
| <b>At 31 March 2017</b>            | -   | <b>5.26</b>                  | <b>5.26</b>     |
| Amortisation for the year          | -   | 2.62                         | 2.62            |
| Impairment                         | -   | -                            | -               |
| Disposals/Adjustments              | -   | -                            | -               |
| <b>At 31 March 2018</b>            | -   | <b>7.89</b>                  | <b>7.89</b>     |
| <b>Net book value</b>              |   |                              |                 |
| <b>At 31 March 2018</b>            | <b>2,113.58</b>                           | <b>11.08</b>                 | <b>2,124.65</b> |
| <b>At 31 March 2017</b>            | <b>1,272.82</b>                           | <b>0.55</b>                  | <b>1,273.37</b> |
| <b>At 1st April 2016</b>           | <b>558.12</b>                             | <b>1.30</b>                  | <b>559.41</b>   |

## Note: - 6 Financial Assets Non Current

### 6.1 Investments

(₹ in Lakhs)

| Particulars   | 31 March 2018     | 31 March 2017     |
|---|-------------------|-------------------|
| <b>A. Investment in Equity instruments of joint ventures (fully paid-up) Unquoted-at-cost</b>   |                   |                   |
| Kutch Railways Company Limited<br>10,00,00,000 Equity Share of ₹ 10 Each fully paid up &<br>2,50,00,000 Bonus Share of ₹ 10 Each fully paid up                                | 64,329.74         | 56,102.96         |
| Haridaspur Paradip Railways Company Limited<br>2,23,51,61,20 shares are Fully paid up @ Rs 10.00/- per share]<br>(As at 31 st March 2017 : 17,96,90,000 shares @ Rs. 10 each) | 22,359.76         | 17,966.91         |
| Krishnapatnam Railways Company Limited<br>8,10,00,000 Equity Share of ₹ 10 Each fully paid-up   | 8,093.93          | 7,450.86          |
| Bharuch Dahej Railways Company Limited<br>5,50,00,000 Equity Share of ₹ 10 Each fully paid up   | 6,351.00          | 6,238.96          |
| Angul Sukinda Railways Company Limited<br>18,90,00,000 Equity Share of ₹ 10 Each fully paid up  | 20,982.46         | 20,672.66         |
| Dighi Roha rail Limited*<br>50,000 Equity Share of ₹ 10 Each fully paid up  | -                 | -                 |
| <b>Total (Equity instruments in joint ventures)</b>   | <b>122,116.89</b> | <b>108,432.35</b> |
| <b>B. Investment in Equity instruments Others (Unquoted)</b>  |                   |                   |
| Indian Port Rail Corporation Limited#<br>1,00,00,000 Equity Share of ₹ 10 Each fully paid up  | 1,000.00          | 1,000.00          |
| <b>Total (Investment in equity instruments others)</b>  | <b>1,000.00</b>   | <b>1,000.00</b>   |
| Total Non current investments   | 123,116.89        | 109,432.35        |
| Aggregate value of unquoted investments   | 123,116.89        | 109,432.35        |
| Aggregate amount of impairment in value of investments  | -                 | -                 |
| (i) Company has recognised investment in subsidiaries and joint ventures at cost in accordance with para 10 of Ind AS 27.   |                   |                   |
| (ii) Investment in Indian Port Railway Corporation Limited is reported at historical cost due to non availability of fair value of the investment.                            |                   |                   |

# Investment in Indian Port Railway Corporation Limited is reported at historical cost due to non availability of fair value of the investment.

\* The share of loss in Dighi Roha Rail Limited is greater than investment.

## 6.2 Lease Receivables

(₹ in Lakhs)

| Particulars                                 | 31 March 2018 |                    | 31 March 2017 |                    |
|---|---------------|--------------------|---------------|--------------------|
| Unsecured, considered good                  |               |                    |               |                    |
| Opening Balance                             | 114,675.84    |                    | 63,676.81     |                    |
| Add: Transfer during the Period             | 83,671.16     |                    | 105,550.37    |                    |
| Add/(less): Adjustment during the Period    | (2,261.73)    |                    | (34,508.11)   |                    |
| Less: Repayment to be made within 12 months | (24,132.50)   | 1,71,952.77        | (20,043.23)   | 1,14,675.84        |
| <b>Total</b>                                |               | <b>1,71,952.77</b> |               | <b>1,14,675.84</b> |

(i) Lease receivable represents the amount receivable from Ministry of Railway in respect of the projects which was IRFC funded and has already been transferred to concerned zonal railways. Lease Receivable has been recognised after adjusting the funds received from MoR for the transferred amounts of the projects. (Refer Note 32 (c))

(ii) Lease receivables are interest bearing equal to the amount which has been charged by IRFC in respect of the borrowings outstanding for projects.

## 6.3 Loans

(₹ in Lakhs)

| Particulars                               | 31 March 2018 | 31 March 2017 |
|---|---------------|---------------|
| <b>Unsecured, considered good</b>         |               |               |
| (a) Loan to employees (refer note 32 (a)) | 396.13        | 70.38         |
| (b) Security Deposit                      | 251.42        | 585.89        |
| <b>Total</b>                              | <b>647.56</b> | <b>656.27</b> |

## 6.4 Other Financial Assets

(₹ in Lakhs)

| Particulars  | 31 March 2018    | 31 March 2017    |
|--|------------------|------------------|
| <b>Unsecured, considered good</b>  |                  |                  |
| (a) Recoverable from Ministry of Railways<br>(Interest accrued but not due on IRFC Loan) | 46,251.87        | 49,142.56        |
| (b) Other Receivables  | 11.37            | -                |
| <b>Total</b>   | <b>46,263.24</b> | <b>49,142.56</b> |

**Note: - 7**

**Deferred Tax**

(₹ in Lakhs)

| Particulars  | 31 March 2018   | 31 March 2017   |
|--|-----------------|-----------------|
| Deferred tax assets  | 6,556.28        | 4,096.06        |
| Deferred tax liabilities   | -               | -               |
| Deferred tax assets (net of deferred tax liabilities)                  | 6,556.28        | 4,096.06        |
| <b>The balance comprises to temporary differences attributable to:</b> |                 |                 |
| <b>Deferred Tax Assets</b>   |                 |                 |
| (a) Depreciation and amortisation                                      | 293.55          | 237.71          |
| (b) Employee Benefits  | 506.66          | 445.65          |
| (c) MAT Credit Entitlement   | 5,756.07        | 3,412.70        |
|  | <b>6,556.28</b> | <b>4,096.06</b> |

**Movement in Deferred Tax (Liability)/Asset**

(₹ in Lakhs)

| Particulars                   | Property, Plant and Equipment Intangible Assets | Employee Benefits | MAT credit      | Total           |
|-------------------------------|---|-------------------|-----------------|-----------------|
| <b>At 1 April 2016</b>        | <b>194.71</b>                                   | <b>221.41</b>     | <b>3,333.68</b> | <b>3,749.80</b> |
| Charged/(credited)            |   |                   |                 |                 |
| To Profit & Loss              | 43.00   | 219.67            | 79.02           | 341.69          |
| To other comprehensive income | -   | 4.57              | -               | 4.57            |
| <b>At 31 March 2017</b>       | <b>237.71</b>                                   | <b>445.65</b>     | <b>3,412.70</b> | <b>4,096.06</b> |
| Charged/(credited)            |   |                   |                 |                 |
| To Profit & Loss              | 55.84   | 55.28             | 2,343.37        | 2,454.49        |
| To other comprehensive income | -   | 5.73              | -               | 5.73            |
| <b>At 31 March 2018</b>       | <b>293.55</b>                                   | <b>506.66</b>     | <b>5,756.07</b> | <b>6,556.28</b> |

**Note: - 8**

**Other Non Current Assets**

(₹ in Lakhs)

| Particulars   | 31 March 2018 | 31 March 2017    |
|---|---------------|------------------|
| Capital Advance*  | -             | 16,340.89        |
| Prepaid Expenditure ( Arising on Fair Value Adjustment on Financial Assets) | 27.00         | 64.81            |
| Tax Refundable  | 298.94        | -                |
|   | <b>325.94</b> | <b>16,405.70</b> |

\* Capital Advances of ₹ 16340.89 Lakhs has been adjusted against leasehold land & capitalised during the year ended as on 31st March 2018.  
(Refer Note 3)

**Note: - 9**

**Project Work-in-Progress**

(₹ in Lakhs)

| S. No.    | Particulars  | Balances as on 01.04.2016<br>(₹) | Addition from 01.04.2016 to 31.03.2017<br>(₹) | Project transferred from 01.04.2016 to 31.03.2017<br>(₹) | Balances as on 31.03.2017<br>(₹) | Addition from 01.04.2017 to 31.03.2018<br>(₹) | Project transferred from 01.04.2017 to 31.03.2018<br>(₹) | Balances as on 31.03.2018<br>(₹) |
|-----------|--|----------------------------------|---|--|----------------------------------|---|--|----------------------------------|
| <b>1.</b> | <b>Civil Works</b>   |                                  |   |  |                                  |   |  |                                  |
|           | Bridges  | 304,613.34                       | 84,702.04                                     | 375,690.71   | 13,624.67                        | 106,896.05                                    | 120,520.72   | -                                |
|           | Civil Works  | 2,173.72                         | (166.55)                                      | 1,417.35   | 589.82                           | 3,348.91                                      | 3,938.73   | -                                |
|           | Preliminary Project Expenditure  | 12,363.65                        | 3,685.23                                      | 13,411.28  | 2,637.60                         | 5,246.28                                      | 7,883.88   | -                                |
|           | Equipments Plants and Machinery  | 6,751.55                         | 14,406.92                                     | 21,152.66  | 5.81                             | 6,508.74                                      | 6,514.55   | -                                |
|           | Formation  | 147,231.21                       | 42,797.68                                     | 175,972.91   | 14,055.98                        | 47,275.43                                     | 61,331.41  | -                                |
|           | Land   | 20,337.24                        | 21,898.56                                     | 41,924.29  | 311.51                           | 89,379.92                                     | 89,691.43  | -                                |
|           | Permanent Way  | 452,230.35                       | 122,013.17                                    | 547,559.59   | 26,683.93                        | 97,907.48                                     | 124,591.41   | -                                |
|           | Detailed Design & Engineering (Civil)  | 1,774.86                         | 940.47  | 2,659.42   | 55.91                            | 754.78  | 810.69   | -                                |
|           | Station Buildings  | 100,646.89                       | 56,805.06                                     | 155,214.48   | 2,237.47                         | 56,148.39                                     | 58,385.86  | -                                |
|           | <b>Total Civil Work (A)</b>  | <b>1,048,122.81</b>              | <b>347,082.58</b>                             | <b>1,335,002.69</b>                                      | <b>60,202.70</b>                 | <b>413,465.99</b>                             | <b>473,668.69</b>  | -                                |
| <b>2.</b> | <b>S &amp; T Work</b>  |                                  |   |  |                                  |   |  |                                  |
|           | Detailed Design & Engineering  | 2,457.54                         | 21.19   | 2,478.10   | 0.63                             | 172.73  | 173.36   | -                                |
|           | Signaling Arrangement  | 51,272.71                        | 25,361.01                                     | 72,238.92  | 4,394.80                         | 31,970.84                                     | 36,365.64  | -                                |
|           | Telecommunication Arrangement  | 1,075.76                         | 224.90  | 1,300.62   | 0.04                             | 147.92  | 147.96   | -                                |
|           | Signaling & Telecom Works  | 57,462.30                        | 10,686.45                                     | 67,750.20  | 398.55                           | 16,408.68                                     | 16,807.23  | -                                |
|           | <b>Total S &amp; T Work (B)</b>  | <b>112,268.31</b>                | <b>36,293.55</b>                              | <b>143,767.84</b>  | <b>4,794.02</b>                  | <b>48,700.17</b>                              | <b>53,494.19</b>   | -                                |
| <b>3.</b> | <b>Electrical Works</b>  |                                  |   |  |                                  |   |  |                                  |
|           | General Electrification  | 52,414.04                        | 13,060.95                                     | 65,198.78  | 276.21                           | 27,520.79                                     | 27,797.00  | -                                |
|           | Detailed Design & Engineering (Electrical)   | 678.62                           | 15.15   | 693.77   | -                                | 103.18  | 103.18   | -                                |
|           | Overhead Electric Equipment  | 148,641.58                       | 42,176.59                                     | 185,963.85   | 4,854.32                         | 61,140.83                                     | 65,995.15  | -                                |
|           | <b>Total Electrical Work (C)</b>   | <b>201,734.24</b>                | <b>55,252.69</b>                              | <b>251,856.40</b>  | <b>5,130.53</b>                  | <b>88,764.81</b>                              | <b>93,895.34</b>   | -                                |
| <b>4.</b> | <b>Incidental Expenditure during Construction Period</b>   |                                  |   |  |                                  |   |  |                                  |
|           | Opening Balance  | 14,640.75                        | -   | 14,631.38  | 9.37                             | -   | 9.37   | -                                |
|           | <b>Project related Direct Expenditure</b>  |                                  |   |  |                                  |   |  |                                  |
|           | Project management Consultancy   | 15,183.56                        | 11,740.30                                     | 25,489.43  | 1,434.43                         | 12,700.36                                     | 14,134.79  | -                                |
|           | Direction & General Charges to Railways  | 1,361.77                         | 597.13  | 1,876.90   | 82.00                            | 581.37  | 663.37   | -                                |
|           | <b>Total Incidental Expenditure During Construction Period</b>   | <b>31,186.08</b>                 | <b>12,337.43</b>                              | <b>41,997.71</b>   | <b>1,525.80</b>                  | <b>13,281.73</b>                              | <b>14,807.53</b>   | -                                |
|           | Less: Interest on Mobilisation Advance   | 9,198.22                         | 4,195.96                                      | 12,647.91  | 746.27                           | -   | 746.27   | -                                |
|           | <b>Net Incidental expenditure Apportioned to Projects in the ratio of spending on individual projects to project expenditure (D)</b> | <b>21,987.86</b>                 | <b>8,141.47</b>                               | <b>29,349.80</b>   | <b>779.53</b>                    | <b>13,281.73</b>                              | <b>14,061.26</b>   | -                                |
| <b>5.</b> | <b>Others</b>  |                                  |   |  |                                  |   |  |                                  |
|           | Expenditure Pending Allocation   | 4,270.59                         | (447.01)                                      | 3,823.57   | 0.00                             | -   | 0.00   | -                                |
|           | Management fees  | 95,213.97                        | 36,685.06                                     | 126,221.06   | 5,677.97                         | 46,852.64                                     | 52,530.61  | -                                |
|           | GST Output   | -                                | -   | -  | -                                | 50,600.29                                     | 50,600.29  | -                                |
|           | <b>Total Others (E)</b>  | <b>99,484.56</b>                 | <b>36,238.05</b>                              | <b>130,044.63</b>  | <b>5,677.97</b>                  | <b>97,452.93</b>                              | <b>103,130.90</b>  | -                                |
|           | <b>Total Project Work in Progress</b>  | <b>1,483,597.78</b>              | <b>483,008.34</b>                             | <b>1,890,021.36</b>                                      | <b>76,584.75</b>                 | <b>661,665.63</b>                             | <b>738,250.38</b>  | -                                |
|           | Less: Credit from Release Material   | 3.24                             | -   | 3.24   | -                                | -   | -  | -                                |
|           | Less: Deposit (LD, Penalty & Misc Deposit)   | 795.13                           | 1,969.65                                      | 2,727.43   | 37.35                            | -150.00                                       | -112.65  | -                                |
|           | Less: Sale of Tender   | 2.80                             | -   | -  | 2.80                             | -   | 2.80   | -                                |
|           | <b>Net Project Work in Progress for MOR Projects</b>   | <b>1,484,396.15</b>              | <b>484,977.99</b>                             | <b>1,892,752.03</b>                                      | <b>76,544.60</b>                 | <b>661,815.63</b>                             | <b>738,360.23</b>  | -                                |
|           | <b>Other Work in Progress</b>  | <b>14.24</b>                     | <b>67.28</b>                                  | <b>-</b>   | <b>81.52</b>                     | <b>110.94</b>                                 | <b>-</b>   | <b>192.46</b>                    |
|           | <b>Total work in progress (MOR + Others)</b>   | <b>1,484,410.39</b>              | <b>485,045.27</b>                             | <b>1,892,752.03</b>                                      | <b>76,626.12</b>                 | <b>661,926.57</b>                             | <b>738,360.23</b>  | <b>192.46</b>                    |

- a. Land cost included in Project Work in Progress represents payments made through various Zonal Railways/ to concerned authority for the purpose of acquisition of land. The payment made amounts to ₹ 89,379.92 Lakhs (2016-17 ₹ 21,898.56 Lakhs) during the period. The land so acquired is in the name of the concerned Zonal Railway.
- b. The Company is executing projects assigned by MOR. In some of the projects, initially transferred to the Company, work was already in progress and some of the Zonal Railways had incurred expenditure on those projects prior to their transfer to the Company. The expenditure made by the concerned Railways prior to the formation of the Company has not been taken into account.
- c. In the opinion of the Management, the value of current assets, loans and advances on realization in the ordinary course of business, will not be less than the value at which these have been stated in the Balance Sheet.
- d. "Interest on mobilization Advance, recovered from the Contractors as per the terms and conditions of the contract, is being credited to the other income of the company."

Existing Procedure of Recognition of Interest on Mobilization Advance: Interest on Mobilisation Advance given to the Contractors is presently being credited to the project in terms of Railway Board's guidelines issued vide letter No. 2011/AC-III/34/1 dated 14.02.2013.

Background and overview: In this regard, it may be stated that till 2014-15 funds for execution of projects were being provided to RVNL well in advance by MoR. Accordingly, interest earned on the sum of mobilisation advance given to contractors out of the 'Project Advance' provided by MoR, was also logically credited to the project cost, which in turn formed receipt of the MoR and appropriately disclosed in notes to account of Financial Statement.

Reasons for Change: As per Revised Order vide letter No. 2011/AC-II/1/6/RVNL dated 30.12.2016 wherein a new mechanism of periodical reimbursement of project expenditure incurred by RVNL out of its own resources has been set forth. Consequently, MoR is now releasing funds against a demand for reimbursement of project expenditure submitted by RVNL and not extending any 'Project Advance'. The entire process of actual release of funds by MoR takes around one month's time after submission of the demand by RVNL.

Under the revised mechanism, total expenditure against a project including the Mobilisation Advance to contractors is met out from RVNL's own resources. As such, the interest earned on Mobilisation Advance should be a receipt of RVNL.

Financial Impact : It may further be pointed out that as per the March accounts of RVNL, interest on Mobilisation Advance for the year ending March., 2018 works out to ₹ 3034.55 lakhs. In view of the position explained above, the interest on Mobilisation Advance should now legitimately be part of RVNL's receipts, against the loss of interest on blocked working capital of RVNL.

- e. As per Ministry of Railway's letter no. 2004/W-1/RVNL/15 dated 24.4.2006, it was advised that "after physical completion of the work by RVNL, the asset should be straight away transferred to the concerned Zonal Railway who will add the value of the created asset in their block account." From 2007-08 onwards, Ministry of Railways was releasing funds to RVNL for execution of projects as a "Project Advance". Accordingly, it was not practical for the Zonal Railways to book the expenditure against projects as and when it occurred. Further, as per Procedure Order issued by Ministry of Railways dated 17.12.2013 for Budgeting, Release/Accountal of funds to/by RVNL and financial transfer of completed projects by RVNL, it was directed that after handing over of the complete project by RVNL for operation and maintenance to Zonal Railways, RVNL would provide the complete details of booking of expenditure to Railway Board to facilitate the financial transfer of the project to the concerned railway. However, from 2016-17 onwards, in terms of revised Procedure Order dated 30.12.2016, the Ministry of Railways decided that funds will be released to RVNL for project execution on "reimbursement" basis. At the time of reimbursement the Ministry of Railways is advising the Zonal Railways the project wise actual expenditure incurred by RVNL. This amount is to be accounted for by the Zonal Railways against the specific project directly. At the end of the Financial Year, RVNL is also intimating the total expenditure incurred against the project during the year. As the expenditure is to be accounted for in the Block Account of the respective railways in the same year, the expenditure incurred on projects and accounted for in the books of railways have been adjusted against the fund received from MoR."
- f. Total project Work in progress of ₹ 738250.38 lakhs has been transferred during the period out of this ₹ 83671.16 lakhs transferred for the IRFC Projects in including opening balance of ₹ 73955.44 lakhs .
- g. Other work in progress contains the preliminary expenses incurred on Construction of Flats near Safdarjung Airport under the agreement of sharing with various PSUs. The land used for construction of Flats is related to MoR and MoR will occupy 50% of total flats to be constructed against consideration of land used. The lease period of Land will be 30 years.
- h. Work of feasibility study was entrusted to HSRCL through RVNL. Hence , the total actual expenditure incurred on feasibility study of ₹ 4079.84 lakhs has been transferred to RVNL by HSRCL . In the books of RVNL total expenditure was recognised under other project work in progress and now has been adjusted with the fund received from MoR.

## Note: - 10 Financial Assets Current

### 10.1 Trade Receivables

(₹ in Lakhs)

| Particulars                                      | 31 March 2018    | 31 March 2017    |
|--|------------------|------------------|
| <b>Unsecured, considered good</b>                |                  |                  |
| Receivables from related parties (Refer Note 42) | 83,051.74        | 27,065.99        |
| Other Trade receivables                          | 10,477.01        | 829.06           |
| <b>Total Trade Receivables</b>                   | <b>93,528.75</b> | <b>27,895.05</b> |

(I) Receivables from related parties are interest bearing at SBI Base rate +1%.

### 10.2 Lease Receivables

(₹ in Lakhs)

| Particulars                       | 31 March 2018    | 31 March 2017    |
|-----------------------------------|------------------|------------------|
| <b>Unsecured, considered good</b> |                  |                  |
| Opening Balance                   | 20,043.23        | 10,898.33        |
| Add: Transfer during the year     | 24,132.50        | 20,043.23        |
| Less: Amount received             | (20,043.23)      | (10,898.33)      |
| <b>Total Lease Receivables</b>    | <b>24,132.50</b> | <b>20,043.23</b> |

(I) Lease receivables-current represents receivable from railways within 12 months in respect of the cost of completed projects which has been transferred to railways. For details refer note 6.2.(i)(ii).

### 10.3 Cash and Cash equivalent

(₹ in Lakhs)

| Particulars                                     | 31 March 2018    | 31 March 2017     |
|---|------------------|-------------------|
| (i) Balances with Bank                          |                  |                   |
| -- Current Account                              | 3,969.02         | 13,657.13         |
| -- Flexi Accounts                               | 190.74           | 502.49            |
| -- Fixed Deposits (Maturity less than 3 Months) | 30,125.45        | 111,300.00        |
| <b>Total</b>                                    | <b>34,285.21</b> | <b>125,459.62</b> |

(I) There are no restrictions with regards to cash and cash equivalents as at the end of the reporting periods and earlier periods.

### 10.4 Bank Balances other than Cash and Cash equivalent

(₹ in Lakhs)

| Particulars   | 31 March 2018     | 31 March 2017     |
|---|-------------------|-------------------|
| Other Bank Balances   |                   |                   |
| (i) Balances with Bank  |                   |                   |
| Term Deposit in Schedule Bank (Maturity more than 3 Months but less than 12 months) | 106,000.00        | 145,000.00        |
| <b>Total</b>  | <b>106,000.00</b> | <b>145,000.00</b> |

## 10.5 Loans

(₹ in Lakhs)

| Particulars                           | 31 March 2018 | 31 March 2017 |
|---------------------------------------|---------------|---------------|
| <b>Unsecured, considered good</b>     |               |               |
| Loan to employees {Refer Note 32 (a)} | 298.86        | 71.85         |
| Security Deposit                      | 442.88        | 34.14         |
| <b>Total</b>                          | <b>741.74</b> | <b>105.99</b> |

## 10.6 Other Financial Assets

(₹ in Lakhs)

| Particulars   | 31 March 2018    | 31 March 2017    |
|---|------------------|------------------|
| <b>Unsecured, considered good</b>   |                  |                  |
| Recoverable from Ministry of Railways (Interest Accrued but not due)Refer Note 6.2 (ii)         | 25,286.66        | 24,674.78        |
| Recoverable from Telangana State Govt.  | 18,645.10        | 18,645.10        |
| Other Receivables   | 952.18           | 521.15           |
| Interest accrued on Fixed Deposit and others  | 83.50            | 281.25           |
| Recoverable from Ministry of Railways-Demand No. 80<br>Railway Major Head 3001 (Chardham Yatra) | 243.00           | -                |
| <b>Total</b>  | <b>45,210.45</b> | <b>44,122.28</b> |

## Note: - 11 Current Tax

(₹ in Lakhs)

| Particulars                   | 31 March 2018 | 31 March 2017   |
|-------------------------------|---------------|-----------------|
| <b>11.1 Current Tax Asset</b> |               |                 |
| Advance Tax and TDS           | -             | 10,628.38       |
| Less: Direct Tax Payable      | -             | (10,321.97)     |
| Income Tax Refundable         | 689.82        | 763.32          |
| <b>Total</b>                  | <b>689.82</b> | <b>1,069.73</b> |

## 11.2 Current Tax Liabilities

(₹ in Lakhs)

|                            |                 |          |
|----------------------------|-----------------|----------|
| Direct Tax Payable         | 11,885.16       | -        |
| Less : Advance Tax and TDS | (10,575.06)     | -        |
| <b>Total</b>               | <b>1,310.11</b> | <b>-</b> |

**Note: - 12**

**Other current assets**

(₹ in Lakhs)

| Particulars  | 31 March 2018     | 31 March 2017     |
|--|-------------------|-------------------|
| <b>(a) Advances Other than Capital Advances</b>        |                   |                   |
| Advances to Zonal Railways                             | 29,962.58         | 17,715.48         |
| Advances for Sleepers                                  | 24,121.08         | 15,811.74         |
| Mobilization Advances                                  | 24,132.00         | 18,905.61         |
| Other Advances (Project)                               | 97,589.93         | 96,826.18         |
| <b>(b) Others</b>                                      |                   |                   |
| Interest accrued on Mobilization Advance               | 129.22            | 500.23            |
| Duties & Taxes   | 152.41            | -                 |
| <b>(c) Prepaid Expenditure*</b>                        |                   |                   |
| (Arising on Fair Value Adjustment on Financial Assets) | 21.56             | 33.16             |
| <b>Total</b>   | <b>176,108.79</b> | <b>149,792.40</b> |

**Note: - 13**

**Equity Share capital**

(₹ in Lakhs)

| Particulars   | As at 31 March 2018 | As at 31 March 2017 |
|---|---------------------|---------------------|
| <b>Authorised share capital</b>   |                     |                     |
| 3,00,00,00,000.00 Equity shares of ₹ 10 each                            | 300,000.00          | 300,000.00          |
|   | <b>300,000.00</b>   | <b>300,000.00</b>   |
| <b>Issued/Subscribed and Paid up Capital</b>                            |                     |                     |
| 2,08,50,20,100.00 Equity shares of ₹ 10 each (100% shareholding of MoR) | 208,502.01          | 208,502.01          |
|   | <b>208,502.01</b>   | <b>208,502.01</b>   |

**Details of shareholder holding more than 5% in the Company**

(₹ in Lakhs)

| Name of the shareholder              | As at 31 March 2018        |                           | As at 31 March 2017        |                           |
|--------------------------------------|----------------------------|---------------------------|----------------------------|---------------------------|
|                                      | No in Shares<br>(in Lakhs) | % holding<br>in the class | No in Shares<br>(in Lakhs) | % holding in<br>the class |
| Equity shares of INR each fully paid |                            |                           |                            |                           |
| Ministry of Railways (MoR)           | 20,850.20                  | 100                       | 20,850.20                  | 100                       |
| <b>Total</b>                         | <b>20,850.20</b>           | <b>100</b>                | <b>20,850.20</b>           | <b>100</b>                |

### 1. Rights, Preferences and Restrictions attaching to shares

Equity Shares: The Company has one class of Equity Shares having at par value of ₹ 10 per share. Each shareholder is eligible for one vote per share held. In the event of liquidation, the equity shareholders are eligible to receive the remaining assets of the Company after distribution of all preferential amounts, in proportion to their shareholding.

### Reconciliation of the number of equity shares and share capital

(₹ in Lakhs)

| Name of the shareholder   | As at 31 March 2018        |            | As at 31 March 2017        |            |
|---|----------------------------|------------|----------------------------|------------|
|   | No in Shares<br>(in Lakhs) | ₹ in Lakhs | No in Shares<br>(in Lakhs) | ₹ in Lakhs |
| Issued/Subscribed and Paid up equity Capital outstanding at the beginning of the year | 20,850.20                  | 208,502.01 | 20,850.20                  | 208,502.01 |
| Add: Shares Issued during the year  | -                          | -          | -                          | -          |
| Issued/Subscribed and Paid up equity Capital outstanding at the end of the year       | 20,850.20                  | 208,502.01 | 20,850.20                  | 208,502.01 |

### No of shares issued as Bonus Shares/ Bought back

(₹ in Lakhs)

| Particulars                         | 2016-17                    | 2015-16                    | 2014-15                    | 2013-14                    | 2012-13                    |
|-------------------------------------|----------------------------|----------------------------|----------------------------|----------------------------|----------------------------|
|                                     | No in Shares<br>(in Lakhs) | No in Shares<br>(in Lakhs) | No in Shares<br>(in Lakhs) | No in Shares<br>(in Lakhs) | No in Shares<br>(in Lakhs) |
| No of shares issued as Bonus Shares | -                          | -                          | -                          | -                          | -                          |
| No of shares Bought back            | -                          | -                          | -                          | -                          | -                          |
|                                     | -                          | -                          | -                          | -                          | -                          |

### Note: - 14

### Other Equity

(₹ in Lakhs)

| Particulars       | 31 March 2018     | 31 March 2017     |
|-------------------|-------------------|-------------------|
| General Reserve   | 7,100.00          | 7,100.00          |
| Retained Earnings | 176,800.17        | 140,682.70        |
|                   | <b>183,900.17</b> | <b>147,782.70</b> |

**Note: - 14.1**

(₹ in Lakhs)

| Particulars   | 31 March 2018     | 31 March 2017     |
|---|-------------------|-------------------|
| <b>(a) General Reserve</b>  |                   |                   |
| As per last Balance sheet   | 7,100.00          | 7,100.00          |
| Add: Transfer from retained earning   | -                 | -                 |
|   | <b>7,100.00</b>   | <b>7,100.00</b>   |
| <b>(b) Retained Earnings</b>  |                   |                   |
| As per last Balance Sheet   | 140,682.70        | 127,790.86        |
| Add: Profit after Tax   | 56,951.64         | 43,874.24         |
| Less: Dividend declared and paid during the year  | (1,250.00)        | (11,510.00)       |
| Less: Dividend distribution tax (DDT) on dividend declared and paid                                       | (254.47)          | (2,343.17)        |
| Less: Interim Dividend paid during the year   | (15,450.00)       | (14,200.00)       |
| Less: Dividend distribution tax (DDT) on Interim dividend paid  | (3,145.26)        | (2,890.79)        |
| Add/(Less): Changes in carrying value of investments in Joint Ventures other than share in profit/(loss)* | (678.54)          | (1.34)            |
| <b>Items of Other comprehensive income recognised directly in retained earnings</b>                       |                   |                   |
| Remeasurements of defined benefits plans, net of tax**  | (55.89)           | (37.10)           |
|   | <b>176,800.17</b> | <b>140,682.70</b> |

- (i) On dated 23rd March 2018, the interim dividend of ₹ 0.50 per share was approved and paid for FY 2017-18, on dated 22nd December 2017, the interim dividend of ₹ 0.24 per share was approved and paid for FY 2017-18 (total interim dividend during FY 2017-18 of ₹ 15450.00 lakhs and DDT of ₹ 3145.26 lakhs).
- (ii) On dated 22nd September 2017, the final dividend of ₹ 0.06 per share was approved for FY 2016-17, Interim dividend of ₹ 0.68 per share was paid during the F.Y. 2016-17 (total dividend of ₹ 15,450.00 lakhs and DDT of ₹ 3145.26 lakhs).
- (iii) \*The change in carrying value of investments in other than share in profit/(loss) in Bharuch Dahej Railway Company Limited is ₹ (678.57) lakhs and Haridaspur Paradip Railway Company Limited is ₹ 0.15 lakhs
- (iv) \*\* The amount of remeasurement of defined benefit plan of Kutch Railway Company Limited is ₹ (0.18) lakhs and Bharuch Dahej Railway Company Limited ₹ 0.10 lakhs have been consolidated.

## Note: - 15 Financial Liability - Non Current

### 15.1 Borrowings

(₹ in Lakhs)

| Particulars  | 31 March 2018 |                   | 31 March 2017 |                   |
|--|---------------|-------------------|---------------|-------------------|
| <b>Unsecured</b>                                     |               |                   |               |                   |
| <b>(i) Indian Railway Finance Corporation</b>        |               |                   |               |                   |
| Opening Balance                                      | 194,545.50    |                   | 212,690.00    |                   |
| Addition during the year                             | 9,250.00      |                   | 3,713.00      |                   |
| Less Repayment made with in 12 months                | (24,132.50)   | 179,663.00        | (21,857.50)   | 194,545.50        |
| <b>(ii) Interest accrued but not due (IRFC Loan)</b> |               |                   |               |                   |
| Opening Balance                                      | 49,142.56     |                   | 49,718.34     |                   |
| Addition during the year                             | 23,133.87     |                   | 24,717.45     |                   |
| Less Repayment made with in 12 months                | (26,024.56)   | 46,251.87         | (25,293.23)   | 49,142.56         |
|  |               | <b>225,914.87</b> |               | <b>243,688.06</b> |

#### Terms of Repayment:

- (iii) There is a moratorium period of 3 years for each year's loan. During the said moratorium period, no amount on account of interest and principal shall be payable. The interest shall be charged on yearly basis and repayment of loan shall be once in a year (for a period of 12 years) after the completion of moratorium period. Ministry of Railways would make available to RVNL the required funds thereafter, to enable them to do the debt servicing. The debt servicing will pass through RVNL books.
- (iv) Company has borrowed funds ₹ 9250.00 lakhs amount (Financial year 2016-17: ₹ 3,713.00 Lakhs) during the period from Indian Railway Finance Corporation (IRFC). The outstanding borrowing is ₹ 2,03,795.50 Lakhs (as at 31.03.2017 : ₹ 2,16,403.00 Lakhs, which includes current liability i.e. repayable in next twelve months ₹ 24,132.50 Lakhs (as at 31.03.2017: ₹ 21,857.50 Lakhs).
- (v). The Interest Liability has been assessed on the amount disbursed in the F.Y. 2005-06 to 2017-18 by applying the Interest rate as advised by the IRFC for each Financial year.  
(2017-18 : 8.75% estimated, 2016-17 :8.19%, 2015-16 :8.68%, 2014-15 :9.56%, 2013-14 :9.60%, 2012-13 :9.41%, 2011-12 :10.12%, 2010-11 :9.12%, 2009-10 :8.92%, 2008-09 :9.96%, 2007-08 :10.24%, 2006-07 :9.73%,2005-06 :8.06%)

The interest accrued but not due on the IRFC loan amount has been shown in the Balance Sheet as recoverable from MoR under Current Assets & Non-Current assets (for the interest non recoverable in next 12 Months) and the interest payable but not due under the Current Liabilities and Non-Current Liabilities (for the interest not payable in next 12 Months) payable to IRFC.

## 15.2 Other Financial Liability

(₹ in Lakhs)

| Particulars                            | 31 March 2018    | 31 March 2017 |
|--|------------------|---------------|
| Earnest Money                          | 5,425.47         | -             |
| Performance Security Deposit           | 18,869.95        | -             |
| Misc. Deposit                          | 4,257.78         | -             |
| Retention money                        | 8,929.60         | -             |
| <b>Total other financial liability</b> | <b>37,482.80</b> | <b>-</b>      |

## Note: - 16 Other Non Current Liability

(₹ in Lakhs)

| Particulars                             | 31 March 2018   | 31 March 2017 |
|---|-----------------|---------------|
| Deferred Income (Fair Value Adjustment) | 4,008.35        | -             |
|   | <b>4,008.35</b> | <b>-</b>      |

## Note: - 17 Provisions

(₹ in Lakhs)

| Particulars                       | Provisions for employee benefits           |                       |                                  |                   |                         |                                  |                       | Total           |
|-----------------------------------|--|-----------------------|----------------------------------|-------------------|-------------------------|----------------------------------|-----------------------|-----------------|
|                                   | Provision for Foreign Service Contribution | Provision for PRP/PLI | Provision for Retirement Benefit | Provision for LTC | Provision for Ex Gratia | Provision for 7th Pay Commission | Provision for 3rd PRC |                 |
| <b>At 1-April-2016</b>            | <b>518.65</b>                              | <b>809.32</b>         | <b>813.29</b>                    | <b>17.26</b>      | <b>534.10</b>           | <b>298.21</b>                    | <b>-</b>              | <b>2,990.83</b> |
| Current                           | 518.65                                     | 809.32                | 62.82                            | 17.26             | 534.10                  | 298.21                           | -                     | 2,240.36        |
| Non Current                       | -  | -                     | 750.47                           | -                 | -                       | -                                | -                     | 750.47          |
| Provision made during the year    | 1,253.51                                   | 544.65                | 195.42                           | 61.08             | 615.25                  | 635.60                           | 140.21                | 3,445.72        |
| Utilization during the year       | (327.90)                                   | (420.38)              | (43.54)                          | (13.83)           | (515.12)                | (138.21)                         | -                     | (1,458.98)      |
| <b>At 31-March-2017</b>           | <b>1,444.26</b>                            | <b>933.59</b>         | <b>965.17</b>                    | <b>64.51</b>      | <b>634.23</b>           | <b>795.60</b>                    | <b>140.21</b>         | <b>4,977.57</b> |
| Current                           | 1,444.26                                   | 933.58                | 76.46                            | 64.51             | 634.23                  | 795.60                           | 140.21                | 4,088.86        |
| Non Current                       | -  | -                     | 888.71                           | -                 | -                       | -                                | -                     | 888.71          |
| Provisions made during the period | 1,317.69                                   | 1,291.66              | 202.73                           | 18.15             | 820.00                  | -                                | 267.78                | 3,918.01        |
| Utilisation during the period     | (949.99)                                   | (799.36)              | (204.49)                         | (7.71)            | (537.09)                | (635.60)                         | (333.92)              | (3,468.14)      |
| <b>At 31-March-2018</b>           | <b>1,811.96</b>                            | <b>1,425.88</b>       | <b>963.41</b>                    | <b>74.95</b>      | <b>917.14</b>           | <b>160.00</b>                    | <b>74.07</b>          | <b>5,427.44</b> |
| Current                           | 1,811.96                                   | 1,425.88              | 113.66                           | 74.95             | 917.14                  | 160.00                           | 74.07                 | 4,577.67        |
| Non Current                       | -  | -                     | 849.76                           | -                 | -                       | -                                | -                     | 849.76          |

## Foot Note

### 17.1 Foreign Service Contribution :

The majority of the officers / staff employed in RVNL are on deputation from Indian Railways. RVNL is paying Foreign Service Contribution to the Indian Railways towards retirement benefits.

### 17.2 For RVNL Employees

The disclosure required under Indian Accounting Standard-19 “Employee Benefit” in respect of defined benefit plan is:

## Reconciliation of opening and closing balances of the present value of the defined benefit obligation:

(₹ in Lakhs)

| Particulars                          | Gratuity      |               | Leave Encashment |               | Half Pay Leave |              | LTC          |              |
|--------------------------------------|---------------|---------------|------------------|---------------|----------------|--------------|--------------|--------------|
|                                      | 31.03.2018    | 31.03.2017    | 31.03.2018       | 31.03.2017    | 31.03.2018     | 31.03.2017   | 31.03.2018   | 31.03.2017   |
| Opening Balance                      | 411.15        | 316.15        | 471.62           | 425.87        | 78.54          | 71.27        | 64.51        | 17.26        |
| Interest Cost                        | 30.84         | 25.29         | 35.37            | 34.07         | 5.89           | 5.70         | 4.84         | 1.38         |
| Current Service Cost                 | 125.24        | 90.80         | 45.62            | 88.95         | 17.82          | 14.57        | 17.54        | 14.54        |
| Benefit Paid                         | (37.89)       | (17.41)       | (145.46)         | (26.12)       | -              | -            | (7.71)       | (13.83)      |
| Actuarial (Gain)/ Loss on Obligation | 65.78         | (3.68)        | (134.45)         | (51.15)       | 6.94           | (13.00)      | (4.23)       | 45.16        |
| <b>Closing Balance</b>               | <b>595.12</b> | <b>411.15</b> | <b>272.70</b>    | <b>471.62</b> | <b>109.19</b>  | <b>78.54</b> | <b>74.95</b> | <b>64.51</b> |

## Amount Recognised in Statement of Profit and Loss

(₹ in Lakhs)

| Particulars                          | Gratuity      |               | Leave Encashment |              | Half Pay Leave |             | LTC          |              |
|--------------------------------------|---------------|---------------|------------------|--------------|----------------|-------------|--------------|--------------|
|                                      | 31.03.2018    | 31.03.2017    | 31.03.2018       | 31.03.2017   | 31.03.2018     | 31.03.2017  | 31.03.2018   | 31.03.2017   |
| Interest Cost                        | 30.84         | 25.29         | 35.37            | 34.07        | 5.89           | 5.70        | 4.84         | 1.38         |
| Current Service Cost                 | 125.24        | 90.80         | 45.62            | 88.95        | 17.82          | 14.57       | 17.54        | 14.54        |
| Actuarial (Gain)/ Loss on Obligation | -             | -             | (134.45)         | (51.15)      | 6.94           | (13.00)     | -            | -            |
|                                      | <b>156.07</b> | <b>116.09</b> | <b>(53.46)</b>   | <b>71.87</b> | <b>30.65</b>   | <b>7.27</b> | <b>22.38</b> | <b>15.92</b> |

## Amount Recognised in Other Comprehensive Income account

(₹ in Lakhs)

| Particulars                          | Gratuity     |               | Leave Encashment |            | Half Pay Leave |            | LTC           |              |
|--------------------------------------|--------------|---------------|------------------|------------|----------------|------------|---------------|--------------|
|                                      | 31.03.2018   | 31.03.2017    | 31.03.2018       | 31.03.2017 | 31.03.2018     | 31.03.2017 | 31.03.2018    | 31.03.2017   |
| Actuarial (Gain)/ Loss on Obligation | 65.78        | (3.68)        | -                | -          | -              | -          | (4.23)        | 45.16        |
|                                      | <b>65.78</b> | <b>(3.68)</b> | <b>-</b>         | <b>-</b>   | <b>-</b>       | <b>-</b>   | <b>(4.23)</b> | <b>45.16</b> |

Leave Encashment including Half pay Leave is payable to employees on retirement. The amount of Leave Encashment payable is based on past service and salary at time of retirement.

There are no Investment held against the provision for gratuity and leave encashment.

| ACTUARIAL ASSUMPTIONS   | 2017-18   | 2016-17   |
|-------------------------|---|---|
| Method Of Valuation :   | Project Unit Credit Method  | Project Unit Credit Method  |
| Discount Rate :         | 7.80%   | 7.50%   |
| Salary Escalation Rate: | 6.50%   | 6.50%   |
| Retirement Age:         | 60 Years  | 60 Years  |
| Withdrawal Rate:        | 3% at younger ages and reducing to 1% at older ages according to graduated scale. | 3% at younger ages and reducing to 1% at older ages according to graduated scale. |
| Mortality Rate          | India Assured Lives Mortality (2006-08) Ult.                                      | India Assured Lives Mortality (2006-08) Ult.                                      |

#### Sensitivity analysis:

The above sensitivity analysis is based on a change in an assumption while holding all other assumptions constant. In practice, this is unlikely to occur, and changes in some of the assumptions may be correlated. When calculating the sensitivity of the defined benefit obligation to significant actuarial assumptions the same method (projected unit credit method) has been applied as when calculating the defined benefit obligation recognised within the statement of financial position.

#### For the Year ended 31st March 2018

| Change in          | Change in assumptions | Effect on Gratuity obligation | Effect on Leave Encashment | Effect on Half pay Leave | Effect on LTC |
|--------------------|-----------------------|-------------------------------|----------------------------|--------------------------|---------------|
| Discount Rate      | + 0.5%                | (26.39)                       | (7.14)                     | (2.90)                   | (1.96)        |
|                    | -0.5%                 | 29.09                         | 7.53                       | 3.06                     | 2.07          |
| Salary Growth Rate | + 0.5%                | 29.32                         | 7.58                       | 2.90                     | -             |
|                    | -0.5%                 | (26.82)                       | (7.25)                     | (3.06)                   | -             |

## Note: - 18 Financial Liability Current

### 18.1 Trade Payables

(₹ in Lakhs)

| Particulars   | 31 March 2018   | 31 March 2017    |
|---|-----------------|------------------|
| - Micro, Small and medium enterprises (Refer note-35) | -               | -                |
| - Others  | 6,844.75        | 10,989.21        |
| <b>Total</b>  | <b>6,844.75</b> | <b>10,989.21</b> |

### 18.2 Other Financial Liability

(₹ in Lakhs)

| Particulars                                 | 31 March 2018 |                  | 31 March 2017 |                  |
|---|---------------|------------------|---------------|------------------|
| Earnest Money Deposits& Security Deposit    |               | 1,999.47         |               | 5,439.57         |
| Performance Security Deposit                |               | 26,762.33        |               | 28,060.14        |
| Sundry Creditors (Miscellaneous Services)   |               | 79.34            |               | 155.60           |
| Sundry Creditors Others                     |               | 366.69           |               | 1,035.96         |
| Miscellaneous Deposit                       |               | 2,511.26         |               | 1,709.22         |
| Retention Money                             |               | 6,228.18         |               | 6,726.47         |
| Other Liabilities                           |               | 1,438.01         |               | 1,193.95         |
| Expenses Payable                            |               | 323.09           |               | 366.10           |
| <b>Indian Railway Finance Corporation *</b> |               |                  |               |                  |
| Opening balance                             | 21,857.50     |                  | 18,190.83     |                  |
| Add: Addition during the year               | 24,132.50     |                  | 21,857.50     |                  |
| Less: Repayment during the year             | (21,857.50)   | 24,132.50        | (18,190.83)   | 21,857.50        |
| "Interest accrued but not due (IRFC Loan)"  |               |                  |               |                  |
| Opening balance                             | 24,674.78     |                  | 20,800.42     |                  |
| Add: Addition during the year               | 26,024.56     |                  | 25,293.23     |                  |
| Less: Repayment during the year             | (25,412.67)   | 25,286.66        | (21,418.87)   | 24,674.78        |
| <b>Total other financial liability</b>      |               | <b>89,127.54</b> |               | <b>91,219.29</b> |

\*For terms and conditions refer note no 15.1 and 32(c)

**Note: - 19 Other current Liability**

(₹ in Lakhs)

| Particulars  | 31 March 2018 |            | 31 March 2017 |           |
|--|---------------|------------|---------------|-----------|
| <b>19.1 Other Advances</b>   |               |            |               |           |
| <b>i) Unsecured Project Advance Capital Ministry of Railways :</b>         |               |            |               |           |
| Opening Balance  | 91,572.04     |            | 805,662.56    |           |
| Add: Addition during the year  | 161,606.81    |            | 91,297.00     |           |
| Less: Projects Transferred during the year                                 | (312,363.97)  | -59,185.11 | (805,387.52)  | 91,572.04 |
| <b>ii) Unsecured Project Advance (Capital Fund) Ministry of Railways :</b> |               |            |               |           |
| Opening Balance  | 3,903.30      |            | 84,868.18     |           |
| Add: Addition during the year  | 5,887.01      |            | -             |           |
| Less: Projects Transferred during the year                                 | -             | 9,790.31   | (80,964.88)   | 3,903.30  |
| <b>iii) Unsecured Advance from MoR IRFC loan Repayment</b>                 |               |            |               |           |
| Opening Balance  | 447.15        |            | 27,662.76     |           |
| Add: Addition during the year  | 21,857.50     |            | 39,609.70     |           |
| Less: Projects Transferred during the year                                 | (22,304.65)   | 0.00       | (66,825.31)   | 447.15    |
| <b>iv) Unsecured: Misc. Advance Capital (Metro project)</b>                |               |            |               |           |
| Opening Balance  | 37,930.60     |            | 203,083.00    |           |
| Add: Addition during the year  | 25,639.00     |            | 44,505.00     |           |
| Less: Projects Transferred during the year                                 | (69,252.80)   | -5,683.21  | (209,657.40)  | 37,930.60 |
| <b>v) Project Advance Capital Bonds</b>                                    |               |            |               |           |
| Opening Balance  | 1,534.76      |            | 32,179.00     |           |
| Add: Addition during the year  | 0.00          |            | -             |           |
| Less: Projects Transferred during the year                                 | -             | 1,534.76   | (30,644.24)   | 1,534.76  |
| <b>vi) Project Advance Safety Fund</b>                                     |               |            |               |           |
| Opening Balance  | 1,860.35      |            | 8,652.00      |           |
| Add: Addition during the year  | 0.00          |            | 10,720.00     |           |
| Less: Projects Transferred during the year                                 | (1,365.73)    | 494.62     | (17,511.65)   | 1,860.35  |
| <b>vii) Development Fund-3</b>   |               |            |               |           |
| Opening Balance  | 2,442.90      |            | 13,794.00     |           |
| Add: Addition during the year  | 1,000.00      |            | 440.00        |           |
| Less: Projects Transferred during the year                                 | (3,551.74)    | -108.83    | (11,791.10)   | 2,442.90  |

|  |              |                 |              |                  |
|--|--------------|-----------------|--------------|------------------|
| <b>(viii) Project Advance EBR (IF)</b>       |              |                 |              |                  |
| Opening Balance                              | 9,243.56     |                 | 304,164.00   |                  |
| Add: Addition during the year                | 362,390.00   |                 | 291,073.00   |                  |
| Less: Projects Transferred during the year   | (263,804.28) | 107,829.28      | (585,993.44) | 9,243.56         |
| <b>(ix) Depreciation Reserve Fund</b>        |              |                 |              |                  |
| Opening Balance                              | 3.00         |                 | 3.00         |                  |
| Add: Addition during the year                | -            |                 | -            |                  |
| Less: Projects Transferred during the year   | (1.17)       | 1.83            | -            | 3.00             |
| <b>(ix) RRSK Fund</b>                        |              |                 |              |                  |
| Opening Balance                              | -            |                 |              |                  |
| Add: Addition during the year                | 2,882.00     |                 |              |                  |
| Less: Projects Transferred during the year   | -            | 2,882.00        |              |                  |
| <b>x) HSR Studies under Demand-2</b>         |              |                 |              |                  |
| Opening Balance                              | 2,858.70     |                 | 1,546.25     |                  |
| Add: Addition during the year                | 1,667.02     |                 | 1,312.45     |                  |
| Less: Projects Transferred during the year   | (4,225.30)   | 300.42          |              | 2,858.70         |
| <b>xi) Deposit Andhra Pradesh Govt.</b>      |              |                 |              |                  |
| Opening Balance                              | 2,860.72     |                 | 20,600.00    |                  |
| Add: Addition during the year                | 3,757.00     |                 | -            |                  |
| Less: Projects Transferred during the year   | -            | 6,617.72        | (17,739.28)  | 2,860.72         |
| <b>xii) Deposit Himachal Pradesh Govt.</b>   |              |                 |              |                  |
| Opening Balance                              | 1,200.00     |                 | -            |                  |
| Add: Addition during the year                | 8,602.00     |                 | 1,200.00     |                  |
| Less: Projects Transferred during the year   | -            | 9,802.00        | -            | 1,200.00         |
| <b>xiii) Advance received from Customers</b> |              | <b>7,033.84</b> |              | <b>12,924.73</b> |

## 19.2 Others

(₹ in Lakhs)

| Particulars                                | 31 March 2018 |          | 31 March 2017 |          |
|--|---------------|----------|---------------|----------|
| Duties & Taxes                             |               | 9,459.24 |               | 3,626.90 |
| Dividend Payable                           |               | -        |               | -        |
| RVNL Welfare Fund                          |               | 48.05    |               | 35.76    |
| <b>RVNL Welfare Scheme#</b>                |               |          |               |          |
| Opening Balance                            | -             |          | 1,000.00      |          |
| Add: Addition during the year              | -             |          | -             |          |
| Less: Projects Transferred during the year | -             | -        | (1,000.00)    | -        |

(₹ in Lakhs)

| RVNL Medical Scheme#                    |          |                  |          |                   |
|---|----------|------------------|----------|-------------------|
| Opening Balance                         |          | -                |          | -                 |
| Add: Addition during the year           | 256.37   |                  | 163.14   |                   |
| Less: Adjustment during the year        | (256.37) | -                | (163.14) | -                 |
| Deferred Income (Fair Value Adjustment) |          | 3,418.11         |          | 6,950.31          |
|   |          | <b>94,235.02</b> |          | <b>179,394.78</b> |

#### # RVNL Medical and Welfare Scheme

Company has provided contribution of ₹ 256.37 lakhs (Previous year ₹ 163.10 lakhs) in RVNL Medical Scheme and ₹ Nil (Previous Year ₹ Nil) in RVNL Welfare Scheme of RVNL Medical and Welfare Trust.

#### Note: - 20

#### Revenue from operations

(₹ in Lakhs)

| Particulars  | For the year ended<br>31 Mar 2018 | For the year ended<br>31 Mar 2017 |
|--|-----------------------------------|-----------------------------------|
| <b>Revenue from Operation:</b>                                 |                                   |                                   |
| (Turnover from Construction Work and Project related Activity) |                                   |                                   |
| - From MoR Projects  | 562,165.86                        | 423,466.43                        |
| - From MoR Metro Projects                                      | 49,255.39                         | 48,897.75                         |
| - From MoR Projects (Executed by Zonal Railways)               | 2,169.33                          | 9,312.74                          |
| - From Deposit Work - Projects (SPV)                           | 116,694.11                        | 91,221.54                         |
| - From Deposit Work - Project (Others)                         | 29,451.08                         | 19,063.82                         |
| <b>Total</b>   | <b>759,735.77</b>                 | <b>591,962.28</b>                 |

**20.1** In accordance with Railway Board's letter No. 2004/W-1/RVNL/15 dated 04.01.2012 RVNL has accounted Consolidated Management fee @ 9.25% in case of Metro Projects and 8.5% in case of Other Plan Heads on the expenditure incurred by RVNL on MoR projects. As per the directions of MoR, all expenditure in the nature of consultancies related to Project Management are being charged directly to project. D&G charges payable to Railway up to 0.25 % of cost of projects are allocated to the projects on actual funds released to the respective Zonal Railway, Expenditure incurred on D&G (Supervision) are being charged to the Statement of Profit & Loss account. The miscellaneous receipts from sale proceeds of Tender and other income has been credited to the Statement Profit & Loss account.

**20.2** In respect of SPV projects, construction works have been undertaken by RVNL as per the terms and conditions of the Model Construction agreement for execution of SPV Projects issued by MoR and revenue recognised accordingly. In respect of Kutch Railways Company Limited (KRCL), revenue is recognised based on bills raised and payments received although acceptance of Formal Construction Agreement by KRCL is pending.

**20.3** In respect of Deposit Work of Simar Port and Rewas Port Turnover of ₹ 29.26 lakhs has been accounted and adjusted with the outstanding balances of respective parties.

**Note: - 21**  
**Other Income**

(₹ in Lakhs)

| Particulars   | For the year ended<br>31 Mar 2018 | For the year ended<br>31 Mar 2017 |
|---|-----------------------------------|-----------------------------------|
| (a) Interest income   |                                   |                                   |
| - Banks - Gross   | 11,283.25                         | 15,860.11                         |
| - Others - Gross  | 5,449.10                          | 4,241.32                          |
| (b) Dividend income:  | 1,000.00                          | 550.00                            |
| (c) Misc. Income  | 268.90                            | 439.44                            |
| (d) Unwinding of interest income on security deposit          | 54.41                             | 51.41                             |
| (e) Amortisation of deferred revenue on financial liabilities |                                   |                                   |
| - Performance Deposit   | 2,553.50                          | 2,295.24                          |
| - Misc Deposits   | 365.54                            | 170.66                            |
| - Retention Money   | 919.19                            | 663.06                            |
| - Earnest Money   | 599.31                            | 505.89                            |
| <b>Total</b>  | <b>22,493.20</b>                  | <b>24,777.13</b>                  |

"Interest from others" includes interest from Special Purpose Vehicles (SPVs) against balances outstanding.

**Note: - 22**  
**Expenses on Operations :-**

(₹ in Lakhs)

| Particulars  | For the year ended<br>31 Mar 2018 | For the year ended<br>31 Mar 2017 |
|--|-----------------------------------|-----------------------------------|
| <b>Expenses on Operation:</b>                                  |                                   |                                   |
| (Direct Expenses on Construction and Project related Activity) |                                   |                                   |
| - Incurred on MoR Projects                                     | 519,505.95                        | 391,028.36                        |
| - Incurred on MoR Metro Projects                               | 45,086.57                         | 44,650.77                         |
| - Incurred on Projects (Zonal Railway)                         | 2,169.33                          | 9,312.74                          |
| - Incurred on Deposit Work - Projects (SPV)                    | 108,421.09                        | 84,879.35                         |
| - Incurred on Deposit Work - Projects ( Others)                | 27,213.58                         | 17,649.28                         |
| <b>Total</b>   | <b>702,396.51</b>                 | <b>547,520.50</b>                 |

**22.1** Expenditure against contracts awarded by the Company is recognized on completion of measurements and testing certified by the Engineer.

**22.2** Expenditure of execution of projects done by the Zonal Railways on behalf of the Company on MoR projects is accounted for on the basis of statement of estimated expenditure received from respective Zonal Railways and is adjusted allocation-wise as and when the final expenditure statement is received.

**22.3** With the rationalisation of the revenue stream of RVNL, the expenses incurred on supervision and monitoring directly allocable to the projects have been reviewed in terms of Railway Board 's letter no 2004/W-1/RVNL/15 dated 04/01/2012, the pattern of booking of expenditure on Zonal Railways and general accounting practices. The expenditure incurred on this account related to execution of Deposit Works (for SPV and others) have been charged to the Statement of Profit and Loss.

### Note: - 23

#### Employee Benefit Expenses

(₹ in Lakhs)

| Particulars                                 | For the year ended<br>31 Mar 2018 | For the year ended<br>31 Mar 2017 |
|---|-----------------------------------|-----------------------------------|
| (a) Salaries and Wages                      | 12,976.43                         | 10,888.15                         |
| (b) Contribution to Provident & Other Funds | 519.11                            | 364.00                            |
| (c) Staff Welfare Expenses.                 | 538.89                            | 724.35                            |
| <b>Total</b>                                | <b>14,034.44</b>                  | <b>11,976.50</b>                  |

### Note: - 24

#### Finance Costs

(₹ in Lakhs)

| Particulars  | For the year ended<br>31 Mar 2018 | For the year ended<br>31 Mar 2017 |
|--|-----------------------------------|-----------------------------------|
| (a) Unwinding of Interest Cost Performance Deposit                 | 2,618.21                          | 2,190.25                          |
| (b) Unwinding of Interest Cost Misc Deposit                        | 355.11                            | 171.48                            |
| (c) Unwinding of Interest Cost Retention Money                     | 916.25                            | 628.62                            |
| (d) Unwinding of Interest Cost Earnest Money                       | 576.26                            | 555.06                            |
| (e) Interest on Loan from IRFC ( Compete Project)(refer note 24.1) | 10,043.18                         | 7,752.22                          |
| Less: Interest receivable from MoR on loan from IRFC               | (10,043.18)                       | (7,752.22)                        |
| Interest Expenses on Income Tax                                    | 0.06                              | -                                 |
| <b>Total</b>   | <b>4,465.89</b>                   | <b>3,545.42</b>                   |

24.1 Interest payable on IRFC Loan for the above mentioned period and recoverable from MoR for completed/ transferred project has been disclosed .

### Note: - 25

#### Depreciation and Amortization

(₹ in Lakhs)

| Particulars   | For the year ended<br>31 Mar 2018 | For the year ended<br>31 Mar 2017 |
|---|-----------------------------------|-----------------------------------|
| Depreciation on Property Plant and equipment (Refer Note 3) | 480.90                            | 500.32                            |
| Amortisation on Intangible Assets (Refer Note 5)            | 2.62                              | 1.51                              |
| <b>Total</b>  | <b>483.52</b>                     | <b>501.83</b>                     |

## Note: - 26

### Other Expenses

(₹ in Lakhs)

| Particulars                                 | For the year ended<br>31 Mar 2018 | For the year ended<br>31 Mar 2017 |
|---|-----------------------------------|-----------------------------------|
| (a) Power & Fuel                            | 215.36                            | 200.65                            |
| (b) Rent (Refer note-26.1)                  | 607.86                            | 769.73                            |
| (c) Rates & Taxes                           | 0.63                              | 1.68                              |
| (d) Miscellaneous Expenditure               | 254.40                            | 150.09                            |
| (e) Payment to Auditors                     |                                   |                                   |
| (i) As Auditor                              | 21.20                             | 12.49                             |
| (ii) For Taxation Matters                   | 2.72                              | 3.06                              |
| (iii) For Other Services                    | 1.82                              | 1.73                              |
| (iv) For Expenses                           | -                                 | 1.55                              |
| (v) For Expenses-Previous Auditor           | 0.46                              | -                                 |
| (f) Advertisement and Business Promotion    | 568.60                            | 534.83                            |
| (g) Printing and Stationery                 | 340.29                            | 312.29                            |
| (h) Travelling & Local Conveyance           | 396.89                            | 392.34                            |
| (i) Communication                           | 339.79                            | 335.00                            |
| (j) Books & Periodicals                     | 4.74                              | 4.34                              |
| (k) Legal and Professional Charges          | 511.96                            | 374.54                            |
| (l) Consultant Fee                          | 357.53                            | 700.37                            |
| (m) Other expenses                          | 669.50                            | 627.69                            |
| (n) Expenditure of Multi Functional Complex | -                                 | 4.81                              |
| (o) Short & Excess due to rounding off      | 0.30                              | (0.10)                            |
| <b>Total</b>                                | <b>4,294.05</b>                   | <b>4,427.09</b>                   |

**26.1** The company has taken offices and residential premises under operating lease. The lease agreement are for period form 11 months to 3 years and are cancellable & renewable by consent. Rent expenses includes ₹ 51.50 lakhs during the year ended 31.03.2018 and ₹ 54.92 Lakhs during the year ended 31.03.2017 for amortisation of deferred expense recognised due to fair valuation of security deposits.

**26.2** The company has reversed the provision of 7th pay commission of ₹ 635.60 lakhs , ₹ 0.13 lakhs for service tax payable to Statutory Auditor . It has been shown as exceptional item in the Statement of Profit & Loss.

**Note: - 27**

**CSR and R&D Expenses**

(₹ in Lakhs)

| Particulars                         | For the year ended<br>31 Mar 2018 | For the year ended<br>31 Mar 2017 |
|-------------------------------------|-----------------------------------|-----------------------------------|
| (a) CSR Expenses                    | 767.35                            | 612.29                            |
| (b) Research & Development Expenses | -                                 | -                                 |
| <b>Total</b>                        | <b>767.35</b>                     | <b>612.29</b>                     |

**27.1** As per the Companies Act, 2013, an amount equivalent to 2% of Average PBT of immediately preceding 3 Financial Year i.e. ₹ 767.35 Lakhs is required to be spent during the year on Corporate Social Responsibility (CSR) Activities.

**27.2 Amount spent during the period**

(₹ in Lakhs)

| Particulars                                | In Cash       | Yet to be paid in Cash | Total         |
|--|---------------|------------------------|---------------|
| <b>For the year ended 31 Mar 2018</b>      |               |                        |               |
| (i) Construction/acquisition of any assets | -             | -                      | -             |
| (ii) On purpose other than (i) above       |               |                        |               |
| Healthcare                                 | 442.03        | -                      | 442.03        |
| Education and livelihood                   | 266.62        | -                      | 266.62        |
| Environment                                | 38.70         | -                      | 38.70         |
| Rural Development                          | -             | -                      | -             |
| Administrative                             | 20.00         | -                      | 20.00         |
| <b>Total Expenses (ii)</b>                 | <b>767.35</b> | <b>-</b>               | <b>767.35</b> |
| <b>Grand Total (i) and (ii)</b>            | <b>767.35</b> | <b>-</b>               | <b>767.35</b> |
| <b>For the year ended 31 Mar 2017</b>      |               |                        |               |
| (i) Construction/acquisition of any assets | -             | -                      | -             |
| (ii) On purpose other than (i) above       |               |                        |               |
| Healthcare                                 | 273.66        | -                      | 273.66        |
| Education and livelihood                   | 336.01        | -                      | 336.01        |
| Environment                                | 2.62          | -                      | 2.62          |
| Rural Development                          | -             | -                      | -             |
| Administrative                             | -             | -                      | -             |
| <b>Total Expenses (ii)</b>                 | <b>612.29</b> | <b>-</b>               | <b>612.29</b> |
| <b>Grand Total (i) and (ii)</b>            | <b>612.29</b> | <b>-</b>               | <b>612.29</b> |

**Note: - 28**
**Tax Expense**

(₹ in Lakhs)

| Particulars   | For the year ended<br>31 Mar 2018 | For the year ended<br>31 Mar 2017 |
|---|-----------------------------------|-----------------------------------|
| <b>Current income tax:</b>                                    |                                   |                                   |
| Current income tax charge                                     | 11,887.21                         | 10,321.97                         |
| Adjustments in respect of previous year                       | 18.99                             | 1.10                              |
| <b>Deferred tax:</b>  |                                   |                                   |
| Relating to origination and reversal of temporary differences | (2,454.50)                        | (341.67)                          |
|   | <b>9,451.70</b>                   | <b>9,981.40</b>                   |

**28.1 Other Comprehensive Income section**

Deferred tax related to items recognised in OCI during the year:

(₹ in Lakhs)

| Particulars  | For the year ended<br>31 Mar 2018 | For the year ended<br>31 Mar 2017 |
|--|-----------------------------------|-----------------------------------|
| Net loss/(gain) on remeasurements of defined benefit plans | 5.77                              | 4.57                              |
| <b>Total</b>   | <b>5.77</b>                       | <b>4.57</b>                       |

**28.2 Reconciliation of tax expense and the accounting profit multiplied by India's domestic tax rate for 31 March 2017 and 31 March 2018:**

(₹ in Lakhs)

| Particulars   | For the year ended<br>31 Mar 2018 | For the year ended<br>31 Mar 2017 |
|---|-----------------------------------|-----------------------------------|
| Accounting profit before tax from continuing operations | 66,403.34                         | 53,855.64                         |
| Profit/(loss) before tax from a discontinued operation  | -                                 | -                                 |
| <b>Accounting profit before income tax</b>              | <b>66,403.34</b>                  | <b>53,855.64</b>                  |
| <b>Calculation as per MAT</b>                           |                                   |                                   |
| At India's statutory income tax rate of 21.3416%        | 12,041.88                         | 10,342.65                         |
| Less: Ind-AS Adjustment                                 | 19.22                             | 32.94                             |
| Less: Dividend Income (Exempt)                          | (213.42)                          | (117.37)                          |
| Add: Expenditure disallowed as per Rule 8D              | 21.33                             | 64.56                             |
| Add: Interest on TDS and Tax                            | 18.17                             | -                                 |
| Less: Expenses deductible for Income Tax Purpose        | 0.01                              | (0.81)                            |
| Other Non-Deductible Expenses                           | 0.02                              | -                                 |
| <b>Tax payable as per MAT</b>                           | <b>11,887.22</b>                  | <b>10,321.97</b>                  |
| Add: Adjustments in respect of previous year            | 18.99                             | 1.10                              |
| Less: Deferred Tax Assets (Refer note no. 7)            | (2,454.50)                        | (341.67)                          |
| <b>Tax Expenses</b>                                     | <b>9,451.71</b>                   | <b>9,981.40</b>                   |
| <b>Effective Rate of income Tax</b>                     | <b>14.23%</b>                     | <b>18.53%</b>                     |

## Note: - 29

### Components of Other Comprehensive Income (OCI)

The disaggregation of changes to OCI by each type of reserve in equity is shown below

(₹ in Lakhs)

| Particulars   | For the year ended<br>31 Mar 2018 | For the year ended<br>31 Mar 2017 |
|---|-----------------------------------|-----------------------------------|
| Remeasurement of Defined benefit plans  | (61.67)                           | (41.76)                           |
| Income Tax relating to Items that will not be reclassified to profit and loss | 5.77                              | 4.66                              |
| <b>Total</b>  | <b>(55.89)</b>                    | <b>(37.10)</b>                    |

## Note: - 30 Capital management

The company objective to manage its capital in a manner to ensure and safeguard their ability to continue as a going concern so that company can continue to provide maximum returns to shareholders and benefit to other stake holders. Company has paid dividend as per the guidelines issued by Department of Public Enterprises (DPE) as follows:-

(₹ in Lakhs)

| Particulars   | For the year ended<br>31 Mar 2018 | For the year ended<br>31 Mar 2017 |
|---------------|-----------------------------------|-----------------------------------|
| Dividend Paid | 16,700.00                         | 25,710.00                         |
| <b>Total</b>  | <b>16,700.00</b>                  | <b>25,710.00</b>                  |

Further, company manages its capital structure to make adjustments in light of changes in economic conditions and the requirements of the financial covenants. Company has borrowed the funds form IRFC for railway projects, for repayment of IRFC loan Ministry of Railways would make available to RVNL the required funds thereafter, to enable them to do the debt servicing . The debt servicing will pass through RVNL books.

## Debt Equity Ratio

(₹ in Lakhs)

| Particulars                | For the year ended<br>31 Mar 2018 | For the year ended<br>31 Mar 2017 |
|----------------------------|-----------------------------------|-----------------------------------|
| Borrowing (Note No. 15.1 ) | 225,914.87                        | 243,688.06                        |
| <b>Long term debt</b>      | <b>225,914.87</b>                 | <b>243,688.06</b>                 |
| Equity (Note No.13)        | 208,502.01                        | 208,502.01                        |
| Other equity (Note No.14)  | 183,900.17                        | 147,782.70                        |
| <b>Total equity</b>        | <b>392,402.18</b>                 | <b>356,284.71</b>                 |
| <b>Debt equity Ratio</b>   | <b>37:63</b>                      | <b>41:59</b>                      |

In order to achieve this overall objective, the Company capital management, amongst other things, aims to ensure that it meets financial covenants attached to the interest-bearing loans and borrowings that define capital structure requirements.

No changes were made in the objectives, policies or processes for managing capital during the year ended 31 March 2018.

## Note 31 :Fair Value measurements

### (i) Financial Instruments by Category

(₹ in Lakhs)

| Particulars                                       | 31 March 2018   |          |                   | 31 March 2017   |          |                   |
|---|-----------------|----------|-------------------|-----------------|----------|-------------------|
|   | FVTPL           | FVTOCI   | Amortised Cost    | FVTPL           | FVTOCI   | Amortised Cost    |
| <b>Financial Assets</b>                           |                 |          |                   |                 |          |                   |
| Loans   | -               | -        | 695.00            | -               | -        | 142.23            |
| Lease Receivables                                 | -               | -        | 196,085.27        | -               | -        | 134,719.07        |
| Trade Receivables                                 |                 |          | 93,528.75         |                 |          | 27,895.05         |
| Investments *                                     | 1,000.00        | -        | -                 | 1,000.00        | -        | -                 |
| Cash and Cash Equivalents                         | -               | -        | 34,285.21         | -               | -        | 125,459.62        |
| Bank Balances other than Cash and Cash equivalent | -               | -        | 106,000.00        | -               | -        | 145,000.00        |
| Recoverable from MOR                              | -               | -        | 71,538.53         | -               | -        | 73,817.34         |
| Security Deposit                                  | -               | -        | 646.56            | -               | -        | 620.03            |
| Other Receivable                                  |                 |          | 963.55            |                 |          | 521.15            |
| Other Financial Assets                            | -               | -        | 19,019.34         | -               | -        | 18,926.35         |
| <b>Total Financial Assets</b>                     | <b>1,000.00</b> | <b>-</b> | <b>522,762.21</b> | <b>1,000.00</b> | <b>-</b> | <b>527,100.84</b> |
| <b>Financial Liabilities</b>                      |                 |          |                   |                 |          |                   |
| Borrowings  | -               | -        | 225,914.87        | -               | -        | 243,688.06        |
| Trade Payables                                    | -               | -        | 6,844.75          | -               | -        | 10,989.21         |
| Earnest Money Deposits                            | -               | -        | 7,424.94          | -               | -        | 5,439.57          |
| Performance Security Deposit                      | -               | -        | 45,632.28         | -               | -        | 28,060.14         |
| Miscellaneous Deposit                             | -               | -        | 6,769.04          | -               | -        | 1,709.22          |
| Retention money                                   | -               | -        | 15,157.78         | -               | -        | 6,726.47          |
| Other financial liabilities                       | -               | -        | 51,626.30         | -               | -        | 49,283.89         |
| <b>Total Financial Liabilities</b>                | <b>-</b>        | <b>-</b> | <b>359,369.95</b> | <b>-</b>        | <b>-</b> | <b>345,896.56</b> |

(i) Investment in Indian Port Railway Corporation Limited is reported at historical cost due to non availability of fair value of the investment.

(ii) Fair value of financial assets and liabilities that are measured at amortised cost:

(₹ in Lakhs)

| Particulars                  | 31 March 2018    |                  | 31 March 2017    |                  |
|------------------------------|------------------|------------------|------------------|------------------|
|                              | Carrying value   | Fair value       | Carrying value   | Fair value       |
| <b>Financial Assets</b>      |                  |                  |                  |                  |
| Security deposits            | 646.56           | 703.69           | 620.03           | 674.10           |
| <b>Total Assets</b>          | <b>646.56</b>    | <b>703.69</b>    | <b>620.03</b>    | <b>674.10</b>    |
| <b>Financial Liabilities</b> |                  |                  |                  |                  |
| Other financial liabilities  |                  |                  |                  |                  |
| Earnest Money Deposits       | 7,424.94         | 7,664.70         | 5,439.57         | 5,759.33         |
| Performance Security Deposit | 45,632.28        | 43,411.92        | 28,060.14        | 29,290.82        |
| Miscellaneous Deposit        | 6,769.04         | 6,913.65         | 1,709.22         | 1,827.69         |
| Retention money              | 15,157.78        | 15,572.00        | 6,726.47         | 7,140.46         |
| <b>Total Liabilities</b>     | <b>74,984.04</b> | <b>73,562.28</b> | <b>41,935.40</b> | <b>44,018.30</b> |

- i) The carrying amounts of trade receivables, trade payables, cash and cash equivalents and other short term trade receivables and payables which are due to be settled within 12 months are considered to the same as their fair values, due to short term nature.
- ii) Long term variable rate borrowings and lease receivables are evaluated by company on parameters such as interest rates, specific country risk factors and other risk factors. Based on this evaluation the fair value of such payables are not materially different from their carrying amount.
- iii) The fair value of Security Deposits and Earnest Money Deposit, Performance Security Deposit, Miscellaneous Deposit and Retention Money are calculated based on cash flows discounted using current market rate. Interest rate of fixed deposits as on the beginning of financial year is being considered as discounting rate, for F Y 2017-18 rate used is 6.10%. They are classified as level 3 fair values in fair value hierarchy due to the inclusion of unobservable inputs including counterparty credit risk.
- iv) Staff loans and advances have been continued at carrying value as measurement implications are immaterial.

### Fair Value hierarchy

Level 1- Quoted prices (unadjusted) in active markets for identical assets or liabilities

Level 2- Inputs other than quoted prices included within Level 1 that are observable for the assets or liability, either directly (i.e. as prices) or indirectly (i.e. derived form prices)

Level 3- Inputs for the assets or liabilities that are not based on observable market data (unobservable inputs)

The following table presents the fair value measurement hierarchy of financial assets and liabilities measured at amortised cost:-

### As at 31-03-2018

(₹ in Lakhs)

| Particulars                        | Level 1 | Level 2 | Level 3       | Total         |
|------------------------------------|---------|---------|---------------|---------------|
| <b>Financial Assets</b>            |         |         |               |               |
| Financial assets at Amortised Cost |         |         |               |               |
| Security deposits                  | -       | -       | 703.69        | 703.69        |
|                                    | -       | -       | <b>703.69</b> | <b>703.69</b> |

### As at 31-03-2018

(₹ in Lakhs)

| Particulars                             | Level 1 | Level 2 | Level 3          | Total            |
|---|---------|---------|------------------|------------------|
| <b>Financial Liabilities</b>            |         |         |                  |                  |
| Financial Liabilities at Amortised Cost |         |         |                  |                  |
| Earnest Money Deposits                  | -       | -       | 7,664.70         | 7,664.70         |
| Performance Security Deposit            | -       | -       | 43,411.92        | 43,411.92        |
| Miscellaneous Deposit                   | -       | -       | 6,913.65         | 6,913.65         |
| Retention money                         | -       | -       | 15,572.00        | 15,572.00        |
|   | -       | -       | <b>73,562.28</b> | <b>73,562.28</b> |

### As at 31-03-2017

(₹ in Lakhs)

| Particulars                        | Level 1 | Level 2 | Level 3       | Total         |
|------------------------------------|---------|---------|---------------|---------------|
| <b>Financial Assets</b>            |         |         |               |               |
| Financial assets at Amortised Cost |         |         |               |               |
| Security deposits                  | -       | -       | 674.10        | 674.10        |
|                                    | -       | -       | <b>674.10</b> | <b>674.10</b> |

### As at 31-03-2017

(₹ in Lakhs)

| Particulars                             | Level 1 | Level 2 | Level 3          | Total            |
|---|---------|---------|------------------|------------------|
| <b>Financial Liabilities</b>            |         |         |                  |                  |
| Financial Liabilities at Amortised Cost |         |         |                  |                  |
| Earnest Money Deposits                  | -       | -       | 5,759.33         | 5,759.33         |
| Performance Security Deposit            | -       | -       | 29,290.82        | 29,290.82        |
| Miscellaneous Deposit                   | -       | -       | 1,827.69         | 1,827.69         |
| Retention money                         | -       | -       | 7,140.46         | 7,140.46         |
|   | -       | -       | <b>44,018.30</b> | <b>44,018.30</b> |

### **(iii) Financial risk management**

The Company's principal financial liabilities comprise Borrowings from IRFC, trade payables and other payables. The main purpose of these financial liabilities is to finance the company's operations. The Company's principal financial assets include trade and lease receivables and cash and cash equivalents that derive directly from its operations.

The Company is exposed to market risk, credit risk and liquidity risk. The company financial risk activities are governed by appropriated policies and procedures and that financial risk are identified, measured and managed in accordance with the companies policies and risk objectives. The board of directors reviews and agrees policies for managing each of these risk, which are summarised below:-

#### **a) Market Risk**

Market risk is the risk that the fair value of future cash flows of a financial instruments will fluctuate because of changes in market prices. Market risk comprises Interest rate risk and foreign currency risk. Financial instruments affected by market risk includes loans and borrowing, deposits and other non derivative financial instruments.

#### **i) Interest Rate Risk**

Interest rate risk is the risk that the fair value of future cash flows of a financial instruments will fluctuate because of change in market interest rate and in case of IRFC loan for payment of interest and principal Ministry of Railways would make available to RVNL the required funds therefore the risk related to IRFC loan is nil, debt servicing will pass through RVNL books only.

#### **ii) Foreign Currency Risk**

Company has take services from outside India for project expenses and is exposed to foreign currency risk arising from such foreign currency transactions. due to immateriality of foreign exchange amount company does not hedge any risk.

#### **b) Credit risk**

Credit risk is the risk of financial loss to the Company if a customer or counterparty to a financial instrument fails to meet its contractual obligations, and arises principally from the Company's receivables from customers. The company is exposed to credit risk from its financial activities including deposits with banks, financial institutions and other financial instruments. There is negligible risk for receivable from Ministry of railways also company does not have any history of bad debts.

#### **Financial instruments and cash deposits**

Credit risk from balances with banks and financial institutions is managed in accordance with the companies policy. Investment of surplus are made only with approved with counterparty on the basis of the financial quotes received from the counterparty.

#### **c) Liquidity risk**

Liquidity risk is the risk that the company will not be able to meet its financial obligations as they become due. The company manages its liquidity risk by ensuring, as far as possible, that it will always have sufficient

liquidity to meet its liabilities when due, under both normal and stressed conditions, without incurring unacceptable losses or risk to the company's reputation.

The company's principal sources of liquidity are cash and cash equivalents and the cash flow that is generated from operations. The company has no bank borrowings. The company believes that the working capital is sufficient to meet its current operational requirements. Any short term- surplus cash generated, over and above the amount required for working capital management and other operational requirements, are retained as cash and investment in short term deposits with banks. The said investments are made in instruments with appropriate maturities and sufficient liquidity.

**Note 32 Key sources of estimation uncertainty**

The followings are the key assumptions concerning the future, and the key sources of estimation uncertainty at the end of the reporting period that may have a significant risk of causing a material adjustment to the carrying amount of assets and liabilities with next financial year.

**a) Fair valuation measurement and valuation process**

Financial instruments are measured initially at fair value and subsequently at amortised cost on the basis of materiality, transaction value upto ₹ 12.00 lakhs are measured at fair value on initial recognition and subsequently at amortised cost on group basis by considering that the amount is recoverable or payable at a average period of 5 years and Income and amortisation on such financial instruments has been considered on yearly basis. Transaction value of ₹ 12.00 lakhs or more are measured at fair value at initial recognition and subsequently at amortised cost on individual transaction basis. Impact of fairvaluation of Staff loans and advances are immaterial therefore it has been continuing at the carrying value.

The fair values of financial assets and financial liabilities is measured the valuation techniques including the DCF model. The inputs to these method are taken from observable markets where possible, but where this is not feasible, a degree of judgment is required in establishing fair values. Judgments include considerations of inputs such as liquidity risk, credit risk and volatility. Changes in assumptions about these factors could affect the reported fair value of financial instruments. See Note 31 for further disclosures.

**b) Taxes**

Deferred tax assets are recognized for unused tax losses and unabsorbed depreciation to the extent that it is probable that taxable profit will be available against which losses can be utilised significant management judgment is required to determine the amount of deferred tax asset that can be recognised, based upon the likely timing and level of future taxable profit together with future tax planning strategies.

**c) Borrowings and Lease Receivables from Railway against Completed Projects**

Company has borrowed funds from Indian Railway Finance Corporation for the purpose of construction of railway projects. There is a moratorium period of 3 years for each year's loan. During the said moratorium period, no amount on account of interest and principal shall be payable. The interest shall be charged on yearly basis and repayment of loan along with interest shall be once in a year (for a period of 12 years) after the completion of moratorium period. Ministry of Railways would make available to RVNL the required funds

thereafter, to enable them to do the debt servicing. The debt servicing will pass through RVNL books. Accordingly, funds are received by RVNL on each year from MoR and the same is transferred to IRFC immediately. Therefore, there is no impact on Profit & Loss of RVNL i.e.. on the debit side of Profit & Loss finance cost is charged and by the same amount interest income is recognised in Statement of Profit and Loss.

### Note 33 Prior Period Errors

(₹ in Lakhs)

| Particulars   | 31 March 2018   | 31 March 2017   |
|---|-----------------|-----------------|
| <b>Impact on equity (increase/(decrease) in equity)</b> |                 |                 |
| Sundry Creditors  | -               | -               |
| Sundry Creditors (Others)                               | (12.75)         | (11.06)         |
| Employee Loan and Advances                              | -               | 0.02            |
| Trade Payable   | -               | 2.94            |
| Sundry Creditors (Staff)                                | -               | 0.19            |
| Sundry Debtors  | -               | 0.20            |
| Financial Liabilities                                   | (338.68)        | (338.68)        |
| Financial Assets  | -               | -               |
| Property, Plant & Equipment and Intangible Assets       | 10.29           | 10.29           |
| <b>Net Impact on Equity</b>                             | <b>(341.14)</b> | <b>(336.10)</b> |

| Particulars   | 31 March 2018 | 31 March 2017   |
|---|---------------|-----------------|
| <b>Impact on statement in profit and loss (increase/(decrease) in profit)</b> |               |                 |
| Interest Cost on Financial Liabilities  | -             | 17.70           |
| Deferred Income on Financial Liabilities                                      | -             | (356.38)        |
| Rent Expense on Financial Assets  | -             |                 |
| Depreciation and Amortisation   | -             | (2.64)          |
|   | -             | <b>(341.33)</b> |
| Attributable to Equity Holders  | -             | (341.33)        |

#### Impact on basic and diluted earnings per share (EPS) (increase/(decrease) in EPS)

| Particulars   | 31 March 2018 | 31 March 2017 |
|---|---------------|---------------|
| <b>Earnings per share for continuing operation</b>                        |               |               |
| Basic, profit from continuing operations attributable to equity holders   | -             | (0.02)        |
| Diluted, profit from continuing operations attributable to equity holders | -             | (0.02)        |

## Note 34:- Deposit Works (SPVs and others)

34.1 Works being executed for SPVs and others parties are treated as a Deposit Work. The corresponding current assets and liabilities in respect of such projects have been recognized on the basis of expenditure incurred plus supervision charges as agreed. The advance received is disclosed under Current Liabilities and the amount recoverable on account of project execution under Sundry Debtors.

### 34.2 Costs incurred on Deposit and SPV Works:

(₹ in Lakhs)

| Particulars  | For the year ended<br>31 Mar 2018 | For the year ended<br>31 Mar 2017 |
|--|-----------------------------------|-----------------------------------|
| Costs incurred for SPV/ Deposit Works              | 135,634.67                        | 102,528.63                        |
| Recognized Profit/Loss                             | 10,510.52                         | 7,756.73                          |
| Advance received                                   | 7,033.84                          | 12,924.73                         |
| Gross Amount due from Customers                    | 93,528.75                         | 28,099.66                         |
| Cumulative amount of costs incurred                | 484,379.60                        | 348,744.93                        |
| <b>Cumulative amount of recognized Profit/Loss</b> | <b>40,844.76</b>                  | <b>30,334.24</b>                  |

## Note 35. Disclosure as required by the Micro , Small and Medium Enterprises Development Act, 2006 are as under:-

| Particulars  | For the year ended<br>31 Mar 2018 | For the year ended<br>31 Mar 2017 |
|--|-----------------------------------|-----------------------------------|
| a. the principal amount and the interest due thereon remaining unpaid to any supplier as at the end of each accounting year:<br>• Principal amount due to Micro, small and Medium Enterprises<br>• Interest due on above   | 7.08                              | 41.16                             |
| b. the amount of interest paid by the Company in terms of section 16 of the Micro, Small and Medium Enterprises Development Act, 2006, along with the amount of the payment made to the supplier beyond the appointed day during each accounting year;   | Nil                               | Nil                               |
| c. the amount of interest due and payable for the period of delay in making payment (which have been paid but beyond the appointed day during the year) but without adding the interest specified under Micro, Small and Medium Enterprises Development Act, 2006  | Nil                               | Nil                               |
| d. the amount of interest accrued and remaining unpaid at the end of each accounting year;   | Nil                               | Nil                               |
| e. The amount of further interest remaining due and payable even in the succeeding years, until such date when the interest dues above are actually paid to the small enterprise, for the purpose of disallowance of a deductible expenditure under section 23 of the Micro, Small and Medium Enterprises Development Act, 2006. | Nil                               | Nil                               |

## Note 36. Expenditure in Foreign Currency

(₹ in Lakhs)

| Particulars  | For the year ended<br>31 Mar 2018 | For the year ended<br>31 Mar 2017 |
|--|-----------------------------------|-----------------------------------|
| A- Profit or loss (except those recognized as financial instrument and measured at fair value) |                                   |                                   |
| Travel expenses  | 106.65                            | 63.30                             |
| Project Management Consultancy   | 79.30                             | 373.99                            |
| B- Other Comprehensive Income  | NIL                               | NIL                               |

## Note 37 A. Contingent Liabilities

**37.A.1** In respect of claims by the contractor on account of arbitration not acknowledged as debts by the Company is ₹ 3,81,835.09 Lakhs (as at 31.3.2017 : ₹ 3,19,352.17 Lakhs). A claim if any will be form part of the project cost and reimbursable by respective Clients.

**37.A.2** In respect of Income Tax Demand as reflected on the website of Income Tax Department is ₹ 15.28 (as at 31.3.2017: ₹ 70.61 Lakhs) and company has not accepted the claim and submitted its representation to department as follows:-

(₹ in Lakhs)

| Sr. No. | Authority    | A.Y     | For the year ended 31 Mar 2018 | For the year ended 31 Mar 2017 |
|---------|--------------|---------|--------------------------------|--------------------------------|
| 1       | Income Tax   | 2008-09 | 15.17                          | 15.17                          |
| 2       | Income Tax   | 2010-11 | -                              | 55.33                          |
| 3       | Income Tax   | 2012-13 | 0.06                           | 0.06                           |
| 4       | Income Tax   | 2014-15 | 0.02                           | 0.02                           |
| 5       | Income Tax   | 2015-16 | 0.03                           | 0.03                           |
|         | <b>Total</b> |         | <b>15.28</b>                   | <b>70.61</b>                   |

6. Company has received show cause notice from Director General Goods & Service Tax Intelligence, Delhi Zonal Unit showing a demand of ₹ 211.08 crore of non-payment of service tax for the period from July'12 to June'2017 under forward/reverse charge mechanism on services provided to Ministry of Railway and/or services received by Zonal Railways. In this regard, the company has appointed a counsel to represent the case before Adjudicating Authority. If the liability is decided against the company in future, the same will be borne by Ministry of Railway.

### 37.A.3 Share in Contingent Liabilities of Joint Ventures

(₹ in Lakhs)

| Particulars                                | For the year ended<br>31 Mar 2018 | For the year ended<br>31 Mar 2017 |
|--|-----------------------------------|-----------------------------------|
| Kutch Railway Company Limited              | 25,433.42                         | 14,850.50                         |
| Krishnapatnam Railway Company Limited      | 827.40                            | 742.20                            |
| Bharuch Dahej Railway Company Limited      | 2,383.27                          | 1,090.22                          |
| Dighi Roha Rail Limited                    | 7.66                              | -                                 |
| Angul Sukinda Railway Limited              | 36.89                             | 40.33                             |
| Haridaspur Paradip Railway Company Limited | 870.41                            | -                                 |
| <b>Total</b>                               | <b>29,559.05</b>                  | <b>16,723.25</b>                  |

### Note 37 B. Contingent Assets

In respect of counter claims by the Company on account of arbitration is ₹ 1,14,923.41 Lakhs (as at 31.3.2017 : ₹ 484,15.06 Lakhs).

### Note 38. Capital Commitment

Capital commitment towards share capital in SPV's is as at 31.03.2018 ₹ 2,041.00 Lakhs (as at 31.3.2017: ₹ 2,041.00 lakhs), towards implementation of ERP is ₹ 3806.91 Lakhs as at 31.03.2018 (as at 31.03.2017: ₹ 4,352.15 Lakhs).

### 38.1 Other Commitment

Commitment towards Contractual Payments of Project expenditure is ₹ 10,99,836.03 lakhs (as at 31.3.2017: ₹ 10,66,640.75 lakhs).

### 38.2 Share in Capital Commitments of Joint Ventures

(₹ in Lakhs)

| Particulars                                | For the year ended<br>31 Mar 2018 | For the year ended<br>31 Mar 2017 |
|--|-----------------------------------|-----------------------------------|
| Kutch Railway Company Limited              | 54,452.75                         | 67,478.50                         |
| Krishnapatnam Railway Company Limited      | 550.98                            | 11,539.80                         |
| Bharuch Dahej Railway Company Limited      | 108.68                            | 733.26                            |
| Dighi Roha Rail Limited                    | 21.09                             | 21.09                             |
| Angul Sukinda Railway Limited              | 24,432.98                         | 28,224.95                         |
| Haridaspur Paradip Railway Company Limited | 23,524.90                         | 126,485.00                        |
| <b>Total</b>                               | <b>103,091.37</b>                 | <b>234,482.60</b>                 |

## Note 39. Managerial Remuneration

(₹ in Lakhs)

| S.No.    | Particulars                         | For the year ended<br>31 Mar 2018 | For the year ended<br>31 Mar 2017 |
|----------|-------------------------------------|-----------------------------------|-----------------------------------|
| <b>1</b> | <b>Short Term Employee benefits</b> |                                   |                                   |
|          | Salary & allowances                 | 458.53                            | 260.32                            |
| <b>2</b> | <b>Post Employee benefits</b>       |                                   |                                   |
|          | Gratuity                            | 52.67                             | 27.99                             |
|          | Contribution to provident fund      | 16.19                             | 14.3                              |
|          | <b>TOTAL</b>                        | <b>527.39</b>                     | <b>302.61</b>                     |

## Note 40. Earnings per Share:

(₹ in Lakhs)

| Particulars                    | For the year ended<br>31 Mar 2018<br>(₹ per share) | For the year ended<br>31 Mar 2017<br>(₹ per share) |
|--------------------------------|--|--|
| <b>Basic EPS</b>               |  |  |
| From continuing operation      | 2.73   | 2.10   |
| From discontinuing operation - | -  | -  |
| <b>Diluted EPS</b>             |  |  |
| From continuing operation      | 2.73   | 2.10   |
| From discontinuing operation   | -  | -  |

### 40.1 Basic Earning per Share

The earnings and weighted average number of equity shares used in calculation of basic earning per share:-

(₹ in Lakhs)

| Particulars   | For the year ended<br>31 Mar 2018 | For the year ended<br>31 Mar 2017 |
|---|-----------------------------------|-----------------------------------|
| Profit attributable to equity holders of the company:                         |                                   |                                   |
| Continuing operations   | 56,951.64                         | 43,874.24                         |
| Discontinuing operations  | -                                 | -                                 |
| Earnings used in calculation of Basic Earning Per Share                       | 56,951.64                         | 43,874.24                         |
| Weighted average number of shares for the purpose of basic earnings per share | 20,850.20                         | 20,850.20                         |

## 40.2 Diluted Earning per Share

The earnings and weighted average number of equity shares used in calculation of diluted earning per share:-

(₹ in Lakhs)

| Particulars  | For the year ended<br>31 Mar 2018 | For the year ended<br>31 Mar 2017 |
|--|-----------------------------------|-----------------------------------|
| Profit attributable to equity holders of the company:                                |                                   |                                   |
| Continuing operations  | 56,951.64                         | 43,874.24                         |
| Discontinuing operations   | -                                 | -                                 |
| Earnings used in calculation of diluted Earning Per Share from continuing operations | 56,951.64                         | 43,874.24                         |

The weighted number of equity shares for the purpose of diluted earning per share reconciles to the weighted average number of equity shares used in calculation of basic earning per share as follows:

| Particulars  | For the year ended<br>31 Mar 2018 | For the year ended<br>31 Mar 2017 |
|--|-----------------------------------|-----------------------------------|
| Weighted average number of Equity shares used in calculation of basic earnings per share   | 20,850.20                         | 20,850.20                         |
| Effect of dilution:  |                                   |                                   |
| Share Options  | -                                 | -                                 |
| Weighted average number of Equity shares used in calculation of diluted earnings per share | 20,850.20                         | 20,850.20                         |

## Note 41. Composition of Group

(₹ in Lakhs)

### (i) Subsidiary company

| Name of Company                              | Principal Activity                         | Place of Incorporation and Operation | Proportion of Ownership interest and voting Power held by company |                         |
|--|--|--------------------------------------|---|-------------------------|
|  |  |                                      | As at<br>March 31, 2018   | As at<br>March 31, 2017 |
| (I) Subsidiary company                       |  |                                      |   |                         |
| High Speed Rail Corporation of India Limited | Build operate and transfer of Railway line | INDIA                                | 100%  | 100%                    |

**(ii) Joint Ventures:**

| Name of Company                            | Principal Activity                         | Place of Incorporation and Operation | Proportion of Ownership interest and voting Power held by company |                      |
|--|--|--------------------------------------|---|----------------------|
|  |  |                                      | As at March 31, 2018  | As at March 31, 2017 |
| Kutch Railway Company Limited              | Build operate and transfer of Railway line | INDIA                                | 50%   | 50%                  |
| Haridaspur Paradip Railway Company Limited |  | INDIA                                | 37.25%  | 35.23%               |
| Krishnapatnam Railway Company Limited      |  | INDIA                                | 30%   | 30%                  |
| Bharuch Dahej Railway Company Limited      |  | INDIA                                | 33.33%  | 33.33%               |
| Angul Sukinda Railway Limited              |  | INDIA                                | 31.5%   | 31.5%                |
| Dighi Roha Rail Limited                    |  | INDIA                                | 26.00%  | 26.00%               |

**Note 42. Related Party disclosures as required by Ind-AS 24 "Related party Disclosure"**

**42.1 Key Management Personnel:**

**Name**

Sh. S.C. Agnihotri  
Sh. Ashok Krishna Ganju  
Ms. Gita Mishra  
Sh. Vijay Anand  
Sh. Arun Kumar  
Sh. Ashok Kumar Chaudhary  
Ms. Kalpana Dubey  
Sh. Vinayak Bhalchandra Karanjikar  
Sh. Kailash Kumar Aggarwal  
Sh. Shiv Kumar Gupta  
Sh. Rajen Habib Khwaja  
Ms. Sabita Pradhan  
Sh. Sukhmal Chand Jain

**Designation**

Managing Director  
Director Finance (up to 31.10.2017)  
Director Personnel  
Director Projects  
Director Operation  
Chief Financial Officer (From 01st Nov, 2017)  
Company Secretary  
Independent Director  
Independent Director  
Independent Director  
Independent Director  
Independent Director  
Independent Director

**42.2 Enterprises in which Directors interest exist:**

High Speed Rail Corporation of India Limited

**42.3 Joint Ventures**

Kutch Railway Company Limited  
Haridaspur Paradip Railway Company Limited  
Krishnapatnam Railway Company Limited  
Bharuch Dahej Railway Company Limited  
Angul Sukinda Railway Limited  
Dighi Roha Rail Limited

#### 42.4 Subsidiary

High Speed Rail Corporation of India Limited

#### 42.5 Superannuation Trust

RVNL Medical and Welfare Trust

#### 42.6 Disclosure of transactions with related parties:

(₹ in Lakhs)

| Particulars                                       | Transactions                      |                                   | Outstanding Amount*<br>(Unsecured, Considered Good) |                        |
|---|-----------------------------------|-----------------------------------|---|------------------------|
|   | For the year<br>ended 31 Mar 2018 | For the year<br>ended 31 Mar 2017 | As at March<br>31,2018                              | As at March<br>31,2017 |
| <b>Remuneration to Key Personnel</b>              |                                   | Refer Note no 39                  |   |                        |
| <b>Haridaspur Paradip Railway Company Limited</b> |                                   |                                   |   |                        |
| Investment in Shares                              | 4,382.61                          | 969.00                            |   | -                      |
| Interest paid/payable for the period              | -                                 | -                                 |   | -                      |
| Interest on Mob. Advance Payable                  | 67.16                             | 73.06                             |   | -                      |
| Interest on outstanding balances                  | -                                 | 22.03                             |   | -                      |
| Expenditure towards project                       | 27,851.53                         | 20,052.90                         | 3,569.00  | (3,534.36)             |
| <b>Bharuch Dahej Railway Company Limited</b>      |                                   |                                   |   |                        |
| Investment in Shares                              | -                                 | -                                 |   | -                      |
| Interest paid/payable for the period              | -                                 | -                                 |   | -                      |
| Interest on outstanding balances                  | -                                 | -                                 |   | -                      |
| Expenditure of Vadodara Office apportioned        | -                                 | -                                 |   | -                      |
| Expenditure towards project                       | 23.54                             | 40.04                             | 1.83  | 30.79                  |
| <b>Krishnapatnam Railway Company Limited</b>      |                                   |                                   |   |                        |
| Investment in Shares                              |                                   | -                                 |   |                        |
| Interest paid/payable for the period              |                                   | -                                 |   | -                      |
| Interest on outstanding balances                  | 2,414.55                          | 4,219.29                          |   | -                      |
| Interest on Mob. Advance Payable                  | 11.70                             | 206.61                            |   | -                      |
| Expenditure towards project                       | 44,654.19                         | 42,016.81                         | 76,363.97   | 26,736.66              |
| <b>Angul Sukinda Railway Limited</b>              |                                   |                                   |   |                        |
| Investment in Shares                              |                                   | -                                 |   | -                      |
| Interest paid/payable for the period              |                                   | -                                 |   | -                      |
| Interest on Mob. Advance Payable                  | 152.94                            | 200.77                            |   | -                      |
| Expenditure towards project                       | 13,747.15                         | 11,986.19                         | (916.25)  | (622.46)               |

|   |           |           |        |        |
|---|-----------|-----------|--------|--------|
| <b>Kutch Railway Company Limited</b>                |           |           |        |        |
| Investment in Shares                                |           | -         |        | -      |
| Interest paid/payable for the period                |           | -         |        | -      |
| Interest on outstanding balances                    |           | -         |        | -      |
| Interest on Mob. Advance Payable                    | 43.23     | 51.13     |        | -      |
| Dividend Received                                   | 1,000.00  | 550.00    | -      | -      |
| Expenditure towards project                         | 30,417.69 | 17,125.59 | 685.31 | 224.73 |
| <b>Dighi Roha Rail Limited</b>                      |           |           |        |        |
| Investment in Shares                                | -         | -         |        | -      |
| Interest paid/payable for the period                | -         | -         |        | -      |
| Interest on Mob. Advance Payable                    | -         | -         |        | -      |
| Expenditure towards project                         | -         | -         | 75.38  | 73.80  |
| <b>High Speed Rail Corporation of India Limited</b> |           |           |        |        |
| Investment in Shares                                | -         | -         |        | -      |
| Payment towards expenses of company                 | -         | -         | (0.00) | 205.04 |
| <b>RVNL Medical and Welfare Trust</b>               |           |           |        |        |
| Subscription to Medical Fund                        | 256.37    | 163.14    |        |        |
| Other reimbursements                                | -         | 0.77      | 3.08   | 0.77   |

\* These represent amounts recoverable on account of expenditure incurred on various projects of Joint Ventures, misc. expenses of Subsidiary and Trust.

## 42.7 Transactions with the related Government Entities

Apart from transactions reported above, the company has transactions with related Government entities which included but not limited to the following:-

**Name of Government:-** Ministry of Railways, Government of India (Significant Control over Entity)

Certain Significant transactions & Closing Balances

**Transaction during the year:-**

(₹ in Lakhs)

| S.No. | Particulars                              | 31-Mar-18  | 31-Mar-17  |
|-------|--|------------|------------|
| i)    | Revenue form Operation                   | 613,590.58 | 481,676.92 |
| ii)   | Interest Passed on Mobilization advances | -          | 4,195.96   |
| iii)  | Dividend Paid                            | 16,700.00  | 25,710.00  |

**Closing Balances:**

(₹ in Lakhs)

| S.No. | Particulars                           | 31-Mar-18  | 31-Mar-17  |
|-------|---------------------------------------|------------|------------|
| i)    | Interest Accrued but not due from MOR | 71,538.53  | 73,817.34  |
| ii)   | Lease Receivable                      | 196,085.27 | 134,719.07 |
| iii)  | Other Recoverable from MOR            | 243.00     | -          |

**Note 43. Disclosure in respect of Joint Ventures/Subsidiary:**

| Name of the Joint Venture                          | Partner(s), Country of Origin  | Proportion of Ownership Interest as at March 31, 2018                                      | Proportion of Ownership Interest as at March 31, 2017                                      |
|--|--|--|--|
| Kutch Railway Company Limited                      | Rail Vikas Nigam Limited, India<br>Kandla Port Trust, India<br>Mundra Port SEZ<br>Government of Gujarat, India   | 50%<br>26%<br>20%<br>4%  | 50%<br>26%<br>20%<br>4%  |
| Haridaspur Paradip Railway Company Limited (HPRCL) | Rail Vikas Nigam Limited, India *<br>IDCO ( Govt of Odisha)<br>Essel Mining and Industries Ltd., India<br>Paradeep Port Trust<br>Rungla Mines Ltd<br>Jindal Steel & Power Ltd<br>Steel Authority of India Limited<br>MSPL LTD<br>OMC<br>Govt of Odisha                                       | 37.25%<br>0.37%<br>5.88%<br>10.57%<br>5.88%<br>0.98%<br>0.98%<br>2.94%<br>14.66%<br>22.51% | 35.23%<br>0.37%<br>5.88%<br>10.57%<br>5.88%<br>0.98%<br>0.98%<br>2.94%<br>14.66%<br>22.51% |
| Krishnapatanam Railway Company Limited (KRCL)      | Rail Vikas Nigam Limited, India<br>Krishnapatnam Port Corporation Limited, India<br>Bramhani Industries Limited<br>National Mineral Development Corporation<br>Government of Andhra Pradesh  | 30%<br>30%<br>12%<br>15%<br>13%  | 30%<br>30%<br>12%<br>15%<br>13%  |
| Bharuch Dahej Railway Company Limited (BDRCL)      | Rail Vikas Nigam Limited, India<br>Adani Petronet (Dahej) Port Private Limited, India<br>Gujarat Maritime Board, India<br>Dahej SEZ Limited, India<br>GNFC<br>Hindalco Industries Limited, India<br>Jindal Rail Infrastructure Limited, India<br>Guj. Industrial Dev. Corp Ltd<br>Equity Gap | 33.33%<br>10.50%<br>10.82%<br>6.06%<br>8.20%<br>8.20%<br>6.06%<br>10.82%<br>6.00%          | 33.33%<br>10.50%<br>10.82%<br>6.06%<br>8.20%<br>8.20%<br>6.06%<br>10.82%<br>6.00%          |

|  |                                       |        |        |
|--|---------------------------------------|--------|--------|
| Angul Sukinda Railway Limited (ASRL)         | Rail Vikas Nigam Limited, India       | 31.5%  | 31.5%  |
|  | Jindal Steel and Power Limited, India | 10.00% | 10.00% |
|  | Govt of Odisha                        | 21.30% | 21.30% |
|  | OMC                                   | 10.50% | 10.50% |
|  | IDCO ( Govt of Odisha)                | 0.70%  | 0.70%  |
|  | CONCOR                                | 26.00% | 26.00% |
| Dighi Roha Rail Limited                      | Rail Vikas Nigam Limited, India       | 50.00% | 50.00% |
|  | DPL                                   | 50.00% | 50.00% |
| High Speed Rail Corporation of India Limited | Rail Vikas Nigam Limited, India       | 100%   | 100%   |

\* Above disclosure for proportion of ownership in Joint venture has been shown as per Share Holder Agreement with the respective subscribers of SPVs, However, As per Audited balance sheet of Spv's holding in paid up capital are as follows :-

|  |         |
|--|---------|
| Kutch Railway Company Limited                | 50.00%  |
| Haridaspur Paradip Railway Company Limited   | 37.25%  |
| Bharuch Dahej Railway Company Limited        | 35.46%  |
| Angul Sukinda Railway Limited                | 31.50%  |
| Dighi Roha Rail Limited                      | 50.00%  |
| Krishnapatanam Railway Company Limited       | 30.00%  |
| High Speed Rail Corporation of India Limited | 100.00% |

## Note 44. Lease Arrangements

### 44.1 Financial Lease

The value of assets given on lease is reflected against contra liability payable to IRFC towards loan on completed projects as appearing in note 5, which is liquidated progressively through loan repayment to IRFC being arranged by MoR.

Future minimum lease payments of gross investment in the lease are as follow:

(₹ in Lakhs)

| Particulars                                       | As at March 31, 2018 | As at March 31, 2017 |
|---|----------------------|----------------------|
| Not later than one year                           | 24,132.50            | 20,043.23            |
| Later than one year and not later than five years | 110,112.67           | 55,215.03            |
| Later than five years                             | 61,840.09            | 59,460.80            |
| <b>Total</b>                                      | <b>196,085.26</b>    | <b>134,719.07</b>    |

## Note 45. Approval of financial statement

The financial statements has been approved for issue by the Board of Directors on 13.08.2018.

## Note 46. Operating Cycle

Earlier, the operating cycle of the Company was more than 12 months and extends upto 5 to 6 years based on the time required from initiation of the project to completion of the project. Now the operating cycle of the Company is 12 months after change in procedure order of MoR in respects of transfer of PWIP as per the note no 9 (e).

## Note 47. Securities released to State Electricity Board/Public Companies

Securities paid to Electricity Boards/ Public Companies towards provision of High Tension Power Lines for electricity connections are booked as project expenditure being part of the project cost.

## Note 48 Disclosure of Operating Profit/Loss as per DPE Guidelines

(₹ in Lakhs)

| Particulars  | As at March<br>31, 2018 | As at March<br>31, 2017 |
|--|-------------------------|-------------------------|
| CPSE with operating profit (Profit/Surplus before Tax excluding Other Income, Extraordinary and Exceptional Items) | 43,274.55               | 29,078.51               |

For Raj Har Gopal & Co.  
Chartered Accountants  
Firm Registration No.:002074N

Sd/-  
**G.K. Gupta**  
Partner (M.No. 081085)

Place: New Delhi  
Date: 13.08.2018

FOR AND ON BEHALF OF THE BOARD

Sd/-  
**S.C. Agnihotri**  
Chairman and Managing Director  
(DIN : 01637856)

Sd/-  
**A.K. Choudhary**  
Chief Financial Officer

Sd/-  
**Kalpna Dubey**  
Company Secretary

## Notes to the Consolidated financial statements

### Note 49:- Statement containing salient feature of Financial Statements of Subsidiaries/Joint venture

#### Part A "Subsidiaries" [ as per section 2(87) of the companies act 2013]

(₹ in Lakhs)

| S.No. | Particulars   | High Speed Rail Corporation of India Limited | High Speed Rail Corporation of India Limited |
|-------|---|--|--|
|       | Financial Year ending on  | 31st March 2018                              | 31st March 2017                              |
|       | Date of acquisition   | 13 August 2012                               | 13 August 2012                               |
|       | Principal Place of Business   | India  | India  |
| 1     | Share Capital (Including share application money pending allotment) | 10.74  | 10.74  |
| 2     | Other equity/Reserves & surplus (as applicable)                     | -6.25  | (11.62)                                      |
| 3     | Liabilities   | 199.05                                       | 3,067.17                                     |
| 4     | Total Equity and Liability  | 203.54                                       | 3,066.29                                     |
| 5     | Total assets  | 203.54                                       | 3,066.29                                     |
| 6     | Investments   | -  | -  |
| 7     | Turnover  | 4,079.84                                     | -  |
| 8     | Profit before taxation  | 7.88   | 17.46  |
| 9     | Provision for taxation  | 2.05   | 4.44   |
| 10    | Profit after taxation   | 5.37   | 13.02  |
| 11    | Interim Dividend - Equity   | -  | -  |
| 12    | Interim Dividend - Preference                                       | -  | -  |
| 13    | Proposed Dividend - Equity  | -  | -  |
| 14    | Proposed Dividend - Preference                                      | -  | -  |
| 15    | % of share holding  | 100%   | 100%   |

## Notes to the Consolidated financial statements

### Statement Containing salient features of financial statement of Associate Companies and Joint Ventures

#### Part "B": Associates and Joint Ventures [as per Section 2(6) of the Companies Act, 2013]

(₹ in Lakhs)

| S. No. | Particulars  | Kutch Railway Company Limited | Haridaspur Paradip Railways Company | **Krishnapatnam Railways Company Limited | Bharuch Dahej Railways Company Limited | *Angul Sukinda Railways Company Limited | Dighi Roha Rail Limited |
|--------|--|-------------------------------|-------------------------------------|--|--|---|-------------------------|
| 1      | Principal Place of Business  | India                         | India                               | India                                    | India                                  | India                                   | India                   |
| 2      | Latest audited Balance Sheet Date  | 31-Mar-18                     | 31-Mar-18                           | 31-Mar-18                                | 31-Mar-18                              | 31-Mar-18                               | 31-Mar-18               |
| 3      | Shares of Associate/Joint Ventures held by the company on the year end                 |                               |                                     |  |  |   |                         |
|        | Number of shares held (in numbers)   | 1,250.00                      | 2,235.16                            | 810.00                                   | 550.00                                 | 1,890.00                                | 0.50                    |
|        | Amount of Investment in Associates/ Joint Venture                                      | 10,000.00                     | 22,351.61                           | 8,100.00                                 | 5,500.00                               | 18,900.00                               | 5.00                    |
|        | Total No of Shares (in numbers)  | 2,500.00                      | 6,000.42                            | 2,700.00                                 | 1,551.10                               | 6,000.00                                | 1.00                    |
|        | Extend of Holding %  | 50.00%                        | 37.25%                              | 30.00%                                   | 35.46%                                 | 31.50%                                  | 50.00%                  |
| 4      | Description of how there is significant influence                                      |                               |                                     |  | Refer note 1                           |   |                         |
| 5      | Reason why the associate/joint venture is not consolidated                             | NA                            | NA                                  | NA                                       | NA                                     | NA                                      | NA                      |
| 6      | Net worth attributable to share holders as per latest audited balance sheet (In lakhs) | 150,780.06                    | 60,034.86                           | 27,452.19                                | 19,125.93                              | 67,956.84                               | -78.78                  |
| 7      | Profit/ (loss) for the year ( In lakhs)  |                               |                                     |  |  |   |                         |
|        | Considered in consolidation  | 22,210.70                     | 32.59                               | 2,579.92                                 | 2,683.54                               | 1,183.72                                | (4.18)                  |
|        | Not considered in consolidation  | -                             | -                                   | -  | -                                      | -                                       | -                       |

\* Financial Statements of BDRCL not audited, however, Financial Statements considered for consolidation are approved by Board of Directors of the company

#### Notes:

1. Significant influence is demonstrated by holding 20% or more of the voting power of the investee.

## Notes to the Consolidated financial statements

For the year ended March 31st, 2018

**Note 50:-Additional information pursuant to Schedule III to the Companies Act, 2013**

(₹ in Lakhs)

| Name of the entity                              | Net Assets, i.e., total assets minus total liabilities |                   | Share in profit or (loss)           |                  | Share in other comprehensive income             |                | Share in total comprehensive income             |                  |
|---|--|-------------------|-------------------------------------|------------------|---|----------------|---|------------------|
|   | As % of consolidated net assets                        | Amount(Rs.)       | As % of consolidated profit or loss | Amount(Rs.)      | As % of consolidated other comprehensive income | Amount(Rs.)    | As % of consolidated total comprehensive income | Amount(Rs.)      |
| <b>Parent Company</b>                           |  |                   |                                     |                  |   |                |   |                  |
| Rail Vikas Nigam limited                        | 85.41%   | 335,148.15        | 82.47%                              | 46,965.72        | 99.86%  | (55.81)        | 82.45%  | 46,909.91        |
| <b>Subsidiaries</b>                             |  |                   |                                     |                  |   |                |   |                  |
| 1. High Speed Rail Corporation of India Limited | 0.00%  | 4.49              | 0.01%                               | 5.37             | 0.00%   | -              | 0.01%   | 5.37             |
| <b>Total Subsidiaries</b>                       |  | 4.49              |                                     | 5.37             |   | -              |   | 5.37             |
| <b>Joint Ventures</b>                           |  |                   |                                     |                  |   |                |   |                  |
| 1. Kutch railway company limited                | 13.85%   | 54,329.74         | 14.45%                              | 8,226.96         | 0.31%   | (0.18)         | 14.46%  | 8,226.78         |
| 2. Haridaspur paradip railway company limited   | 0.00%  | 8.15              | 0.02%                               | 10.09            | 0.00%   | -              | 0.02%   | 10.09            |
| 3. Krishnapatnam railway company limited        | 0.00%  | (6.07)            | 1.13%                               | 643.06           | 0.00%   | -              | 1.13%   | 643.06           |
| 4. Bharuch Dahej Railways Company Limited       | 0.22%  | 851.00            | 1.39%                               | 790.63           | -0.17%  | 0.10           | 1.39%   | 790.73           |
| 5. Angul sukinda railway limited                | 0.53%  | 2,082.46          | 0.54%                               | 309.80           | 0.00%   | -              | 0.54%   | 309.80           |
| 6. Dighi roha rail limited                      | 0.00%  | (5.00)            | 0.00%                               | -                | 0.00%   | -              | 0.00%   | -                |
| <b>Total Joint Ventures</b>                     |  | 57,260.28         |                                     | 9,980.54         | 0.14%   | (0.08)         |   | 9,980.46         |
| CFS adjustments and elimination                 | 0.00%  | (10.74)           | 0.00%                               | -                | 0.00%   | -              | 0.00%   | -                |
| <b>Net Total</b>                                | <b>100%</b>  | <b>392,402.18</b> | <b>100%</b>                         | <b>56,951.64</b> | <b>100%</b>                                     | <b>(55.89)</b> | <b>100%</b>                                     | <b>56,895.74</b> |

## Notes to the Consolidated financial statements

### For the period ended March 31st, 2018

**Note 51 :- Disclosure pursuant to Indian Account Standard (IND AS-112): Disclosure of interest in Other Entities:- Joint Ventures**

#### (a) Summarised Balance Sheet for material joint venture(s)

(₹ in Lakhs)

| Particulars   | Kutch Railway Company Limited |                   | Haridaspur Paradip Railway Company Limited |                  | Krishnapatnam Railway Company Limited |                   |
|---|-------------------------------|-------------------|--|------------------|---------------------------------------|-------------------|
|   | As at 31-03-2018              | As at 31-03-2017  | As at 31-03-2018                           | As at 31-3-2017  | As at 31-03-2018                      | As at 31-03-2017  |
| <b>Current assets</b>   |                               |                   |  |                  |                                       |                   |
| Cash and cash equivalents   | 64.27                         | 3.18              | 1,956.08                                   | 4,008.71         | 633.69                                | 468.39            |
| Other assets  | 107,380.59                    | 128,142.02        | 1,652.23                                   | 341.97           | 2,168.34                              | 721.87            |
| <b>Total current assets</b>   | <b>107,444.86</b>             | <b>128,145.20</b> | <b>3,608.31</b>                            | <b>4,350.68</b>  | <b>2,802.03</b>                       | <b>1,190.26</b>   |
| <b>Total non-current assets</b>                                     | <b>116,225.24</b>             | <b>82,311.67</b>  | <b>122,957.28</b>                          | <b>93,600.02</b> | <b>197,441.63</b>                     | <b>138,223.46</b> |
| <b>Current liabilities</b>  |                               |                   |  |                  |                                       |                   |
| Financial liabilities (excluding trade payables and other payables) | 23.40                         | 45.63             | 92.80                                      | 3,148.82         | 76,428.06                             | 26,866.87         |
| Other liabilities (including trade payables and other payables)     | 9,343.14                      | 8,705.30          | 221.93                                     | 124.21           | 689.10                                | 546.37            |
| <b>Total current liabilities</b>                                    | <b>9,366.54</b>               | <b>8,750.93</b>   | <b>314.73</b>                              | <b>3,273.03</b>  | <b>77,117.16</b>                      | <b>27,413.24</b>  |
| <b>Non-current liabilities</b>                                      |                               |                   |  |                  |                                       |                   |
| Financial liabilities (excluding trade payables and other payables) | -                             | -                 | 66,216.00                                  | 43,680.00        | 92,996.88                             | 85,054.76         |
| Other liabilities (including trade payables and other payables)     | 63,523.50                     | 70,729.07         | -  | -                | 2,677.43                              | 2,073.45          |
| <b>Total non-current liabilities</b>                                | <b>63,523.50</b>              | <b>70,729.07</b>  | <b>66,216.00</b>                           | <b>43,680.00</b> | <b>95,674.31</b>                      | <b>87,128.21</b>  |
| Non-controlling interest  | -                             | -                 | -  | -                | -                                     | -                 |
| <b>Net assets</b>   | <b>150,780.06</b>             | <b>130,976.87</b> | <b>60,034.86</b>                           | <b>50,997.67</b> | <b>27,452.19</b>                      | <b>24,872.27</b>  |

**(a) Summarised Balance Sheet for material joint venture(s)**

(₹ in Lakhs)

| Particulars   | Bharuch Dahej Railway Company Limited |                  | Angul Sukinda Railway Limited |                  | Dighi Roha Rail Limited |                  |
|---|---------------------------------------|------------------|-------------------------------|------------------|-------------------------|------------------|
|   | As at 31-03-2018                      | As at 31-03-2017 | As at 31-03-2018              | As at 31-3-2017  | As at 31-03-2018        | As at 31-03-2017 |
| <b>Current assets</b>   |                                       |                  |                               |                  |                         |                  |
| Cash and cash equivalents   | 309.51                                | 2,120.94         | 2,696.00                      | 1,497.33         | 2.37                    | 2.82             |
| Other assets  | 10,972.14                             | 12,883.30        | 12,394.30                     | 30,139.87        | -                       | -                |
| <b>Total current assets</b>   | <b>11,281.65</b>                      | <b>15,004.24</b> | <b>15,090.30</b>              | <b>31,637.20</b> | <b>2.37</b>             | <b>2.82</b>      |
| <b>Total non-current assets</b>                                     | <b>31,731.90</b>                      | <b>31,846.51</b> | <b>56,515.22</b>              | <b>35,867.63</b> | <b>1.58</b>             | <b>-</b>         |
| <b>Current liabilities</b>  |                                       |                  |                               |                  |                         |                  |
| Financial liabilities (excluding trade payables and other payables) | 2,860.52                              | 2,980.15         | 4.73                          | -                | 82.73                   | 77.29            |
| Other liabilities (including trade payables and other payables)     | 1,763.08                              | 1,546.50         | 3,113.98                      | 25.08            | -                       | 0.13             |
| <b>Total current liabilities</b>                                    | <b>4,623.60</b>                       | <b>4,526.65</b>  | <b>3,118.71</b>               | <b>25.08</b>     | <b>82.73</b>            | <b>77.42</b>     |
| <b>Non-current liabilities</b>                                      |                                       |                  |                               |                  |                         |                  |
| Financial liabilities (excluding trade payables and other payables) | 13,352.86                             | 16,122.44        | -                             | -                | -                       | -                |
| Other liabilities (including trade payables and other payables)     | 5,911.16                              | 7,845.62         | 529.97                        | 706.63           | -                       | -                |
| <b>Total non-current liabilities</b>                                | <b>19,264.02</b>                      | <b>23,968.06</b> | <b>529.97</b>                 | <b>706.63</b>    | <b>-</b>                | <b>-</b>         |
| Non-controlling interest  |                                       | -                |                               | -                |                         | -                |
| <b>Net assets</b>   | <b>19,125.93</b>                      | <b>18,356.04</b> | <b>67,956.84</b>              | <b>66,773.12</b> | <b>-78.78</b>           | <b>-74.60</b>    |

## Notes to the Consolidated financial statements

For the period ended March 31st, 2018

### (b) Summarised Statement of Profit and Loss of material Joint Ventures:

(₹ in Lakhs)

| Particulars                       | Kutch Railway Company Limited |                  | Haridaspur Paradip Railway Company Limited |                 | Krishnapatnam Railway Company Limited |                  |
|-----------------------------------|-------------------------------|------------------|--|-----------------|---------------------------------------|------------------|
|                                   | As at 31-03-2018              | As at 31-03-2017 | As at 31-03-2018                           | As at 31-3-2017 | As at 31-03-2018                      | As at 31-03-2017 |
| Revenue                           | 102,546.22                    | 83,858.54        | 27,398.83                                  | 22,631.94       | 67,019.19                             | 52,636.38        |
| Interest Income                   | 7,543.65                      | 8,820.37         | -  | -               | -                                     | -                |
| Depreciation and amortisation     | 1,846.43                      | 1,806.30         | 4.22                                       | 2.62            | 704.46                                | 702.59           |
| Interest expense                  | -                             | -                | -  | -               | 452.27                                | 462.31           |
| Income tax expenses               | 2,678.75                      | 3,155.11         | (14.51)                                    | 0.46            | 570.48                                | 44.54            |
| Profit from continuing operations | 22,210.70                     | 15,077.85        | 32.59                                      | 1.22            | 2,579.92                              | 8.40             |
| Profit for the year               | 22,210.70                     | 15,077.85        | 32.59                                      | 1.22            | 2,579.92                              | 8.40             |
| Other comprehensive income        | (0.35)                        | (0.31)           | -  | -               | -                                     | -                |
| Total comprehensive income        | 22,210.35                     | 15,077.54        | 32.59                                      | 1.22            | 2,579.92                              | 8.40             |

| Particulars                       | Bharuch Dahej Railway Company Limited |                  | Angul Sukinda Railway Limited |                 | Dighi Roha Rail Limited |                  |
|-----------------------------------|---------------------------------------|------------------|-------------------------------|-----------------|-------------------------|------------------|
|                                   | As at 31-03-2018                      | As at 31-03-2017 | As at 31-03-2018              | As at 31-3-2017 | As at 31-03-2018        | As at 31-03-2017 |
| Revenue                           | 6,657.44                              | 5,223.70         | 14,293.55                     | 11,875.65       | -                       | -                |
| Interest Income                   | 317.78                                | 707.74           | 1,518.96                      | 2,779.11        | -                       | -                |
| Depreciation and amortisation     | 1,284.35                              | 1,288.56         | 8.00                          | 9.03            | -                       | -                |
| Interest expense                  | 1,454.43                              | 1,820.46         | -                             | -               | -                       | -                |
| Income tax expenses               | 2,706.00                              | (460.95)         | 321.16                        | 592.84          | -                       | -                |
| Profit from continuing operations | 2,683.54                              | (1,658.89)       | 1,183.72                      | 2,185.00        | (4.18)                  | (7.29)           |
| Profit for the year               | 2,683.54                              | (1,658.89)       | 1,183.72                      | 2,185.00        | (4.18)                  | (7.29)           |
| Other comprehensive income        | 0.33                                  | (0.08)           | -                             | -               | -                       | -                |
| Total comprehensive income        | 2,683.87                              | (1,658.97)       | 1,183.72                      | 2,185.00        | (4.18)                  | (7.29)           |

## Notes to the Consolidated financial statements

### For the period ended March 31st, 2018

#### (c) Reconciliation of carrying amounts of material joint ventures:

(₹ in Lakhs)

| Particulars   | Kutch Railway Company Limited |                  | Haridaspur Paradip Railway Company Limited |                 | Krishnapatnam Railway Company Limited |                  |
|---|-------------------------------|------------------|--|-----------------|---------------------------------------|------------------|
|   | As at 31-03-2018              | As at 31-03-2017 | As at 31-03-2018                           | As at 31-3-2017 | As at 31-03-2018                      | As at 31-03-2017 |
| Opening net assets  | 130,976.87                    | 117,223.27       | 50,997.67                                  | 49,107.45       | 24,872.29                             | 24,863.89        |
| Profit for the year   | 22,210.70                     | 15,077.85        | 32.59                                      | 1.22            | 2,579.92                              | 8.40             |
| Adjustment in opening retained earnings due to stake dilution | -                             | -                | -  | -               | -                                     | -                |
| Other Comprehensive Income                                    | (0.35)                        | (0.31)           | -  | -               | -                                     | -                |
| Dividends paid  | (2,407.15)                    | (1,323.94)       | -  | -               | -                                     | -                |
| Equity component of other financial instruments               | -                             | -                | -  | -               | -                                     | -                |
| Other Adjustment  | -                             | -                | 9,004.61                                   | 1,889.00        | -                                     | -                |
| Closing net assets  | 150,780.07                    | 130,976.87       | 60,034.87                                  | 50,997.67       | 27,452.21                             | 24,872.29        |
| Group's share in %  | 50.00%                        | 50.00%           | 37.25%                                     | 35.00%          | 30.00%                                | 30.00%           |
| Group's share   | 75,390.04                     | 65,488.44        | 22,363.02                                  | 17,966.48       | 8,235.66                              | 7,461.69         |
| Other Adjustments *   | (11,060.30)                   | (9,385.48)       | (3.26)                                     | 0.43            | (141.73)                              | (10.83)          |
| Carrying amount   | 64,329.74                     | 56,102.96        | 22,359.76                                  | 17,966.91       | 8,093.93                              | 7,450.86         |

\* Other adjustments in respect of Haridaspur Paradip Railway Company Limited in F.Y.2016-17 is increased by ₹ 0.50 Lakhs.

| Particulars   | Bharuch Dahej Railway Company Limited |                  | Angul Sukinda Railway Limited |                 | Dighi Roha Rail Limited |                  |
|---|---------------------------------------|------------------|-------------------------------|-----------------|-------------------------|------------------|
|   | As at 31-03-2018                      | As at 31-03-2017 | As at 31-03-2018              | As at 31-3-2017 | As at 31-03-2018        | As at 31-03-2017 |
| Opening net assets  | 18,356.34                             | 20,015.32        | 66,773.12                     | 64,588.13       | (74.60)                 | (67.31)          |
| Profit for the year   | 2,683.54                              | (1,658.89)       | 1,183.72                      | 2,185.00        | (4.18)                  | (7.29)           |
| Adjustment in opening retained earnings due to stake dilution | -                                     | -                | -                             | -               | -                       | -                |
| Other Comprehensive Income                                    | 0.33                                  | (0.08)           | -                             | -               | -                       | -                |
| Dividends paid  | -                                     | -                | -                             | -               | -                       | -                |
| Equity component of other financial instruments               | -                                     | -                | -                             | -               | -                       | -                |
| Other Adjustment  | -                                     | -                | -                             | -               | -                       | -                |
| Closing net assets  | 21,040.21                             | 18,356.34        | 67,956.84                     | 66,773.12       | (78.78)                 | (74.60)          |
| Group's share in %  | 35.46%                                | 35.46%           | 31.50%                        | 31.50%          | 50.00%                  | 50.00%           |
| Group's share   | 7,460.86                              | 6,509.16         | 21,406.40                     | 21,033.53       | (5.00)                  | (5.00)           |
| Other adjustments   | (1,109.85)                            | (270.19)         | (423.94)                      | (360.87)        | 5.00                    | 5.00             |
| Carrying amount   | 6,351.01                              | 6,238.97         | 20,982.47                     | 20,672.66       | -                       | -                |

**(d) Carrying amount of investments in joint ventures/associates:**

(₹ in Lakhs)

| Particulars                 | As at 31-03-2018  | As at 31-3-2017   |
|-----------------------------|-------------------|-------------------|
| Non-material associates     |                   |                   |
| Non-material joint ventures | -                 | -                 |
| Sub-total                   | -                 | -                 |
| Material joint ventures     | 122,116.89        | 108,432.35        |
| <b>Total</b>                | <b>122,116.89</b> | <b>108,432.35</b> |

## Notes to the Consolidated Financial Statements

### For the year ended, 2018

## 52. Notes of the joints ventures consolidated by applying equity method

### 52.1 KUTCH RAILWAY COMPANY LIMITED

**Note 52.1.1 :** The project of Gauge Conversion work completed by Western Railway has been duly capitalized under different heads of fixed assets on the basis of advices received from Western Railway on year to year basis. Besides that the Company has also supplied material to Western Railway to the tune of ₹ 11,997.00 Lakhs for completion of project (capitalized under other Intangible assets / Permanent Way) which is subject to verification and reconciliation with Western Railway. An amount of ₹ 502.55 Lakhs is also outstanding as on 31st March 2018 to Western Railway for the project work which is also subject to verification and reconciliation with Western Railway.

**Note 52.1.2:** The capital cost incurred and advised by WR to the tune of ₹ 861.13/- lakhs during F.Y 2017-18 (₹ 778.09 Lakhs during FY 16-17) has been debited in Intangible assets (Freight sharing right) i.e -Permanent Way only. Western Railway (WR) has provided the consolidated figures in respect of addition during the year of ₹ Nil (FY 2016-17 amounting to ₹ 1.75 lakh) in Intangible assets (Freight sharing right) i.e Bridges & Buildings, Formation, Plant & Machinery (Project) and Permanent Way. They have expressed their inability to provide assets wise break up of addition. In absence of the same, the total addition has been divided in proportion of gross opening balance of these assets.

**Note 52.1.3:** Western Railway (WR) has provided the consolidated figures in respect of deletion during the F.Y 2017-18 amounting to ₹ 2.41 lakh in Intangible assets (Freight sharing right) i.e Bridges & Buildings, Formation, Plant & Machinery (Project) and Permanent Way. They have expressed their inability to provide assets wise break up of deletion. In absence of the same, the total deletion has been divided in proportion of gross opening balance of these asset.

**Note 52.1.4 :** All receivables including advances and payables are subject to confirmation, reconciliation and consequential adjustments, if any The Company has a system of obtaining periodical written confirmation from its suppliers to identify Micro Enterprises & Small Enterprises. Based on such identification the Company makes provision for unpaid dues under Section 16 of Micro, Small & Medium Enterprises Development Act, 2006 & its disclosure required under Section 22 of the said Act. The amount due to Micro Enterprises & Small Enterprises for more than 30 days is ₹ Nil (Previous Year ₹ Nil).

**Note :52.1.5** Carried Route and Booked Route Since the financial year i.e. 2013-14, Western Railway has

computed Company's share of apportioned earnings on the basis of 'carried route' instead of 'booked route'. Accordingly, apportioned earnings have been reduced by ₹ 3766.63 Lakhs for current financial year. The Company has contested against this method of calculation of apportioned earnings at various levels in Railways. The approximate amount of ₹ 2550.00 Lakhs may be deducted by on this account for earlier financial years (from 2006-07 to 2008-09). The same has been estimated as follows:-

| Financial Year | Loaded Trains (no.) | Approx deduction in Apportioned Earning on the basis of No. of loaded trains (in Lakhs ₹) | NTKM (Lakhs) | Approx. deduction in Apportioned Earnings on the basis NTKM (in Lakhs ₹) |
|----------------|---------------------|---|--------------|--|
| 2006-07        | 3166                | 500.00  | 1,345.00     | 500.00   |
| 2007-08        | 6617                | 1,100.00  | 21,229.00    | 800.00   |
| 2008-09        | 7696                | 1,200.00  | 24,842.00    | 1,000.00   |
| <b>Total</b>   |                     | <b>2,800.00</b>   |              | <b>2,300.00</b>  |

The average amount of both of above methods works out to be ₹ 2550.00 Lakhs (approx.). The impact of the same will be reduction in Reserves and Sundry Debtors by ₹ 2550.00 Lakhs (approx.) in the subsequent years as and when advised by the Western Railway.

**Note 52.1.6 :** During the current financial year, newly introduced Goods and Service Tax (GST) has subsumed the service tax with effect from 1st July 2017. The Company has maintained same stand, as was taken in the matter of service tax, with respect to applicability of the taxes on the share of the freight received by the Company from Indian Railways and the Operation & Maintenance costs recovered by Railways from the Company. The Company is of the view that no supply is involved by the Company to railways and visa-versa in sharing of freight revenue & cost by Railways with the Company. Therefore, there are no GST obligations on the Company in respect to sharing of the freight revenue & cost by Railways with the Company including furnishing of the particulars/details for the same. However, Ministry of Railways has taken up the issue with Finance Ministry for issuing clarification/exemption.

## **52.2 KRISHNAPATNAM RAILWAY COMPANY LIMITED**

### **52.2.1 Revenue from Operation**

(₹ in Lakhs)

| Particulars                             | For the period ended March. 31st, 2018 | For the year ended March 31st, 2017 |
|---|--|-------------------------------------|
| Sale/Rendering of services              | 7,085.58                               | 3,689.45                            |
| Other operating revenue                 |  |                                     |
| Construction contract revenue under SCA | 59,933.61                              | 48,946.93                           |
| <b>Total</b>                            | <b>67,019.19</b>                       | <b>52,636.38</b>                    |

#### **Note (i) : Operating Income:**

- After completion of the Phase-I of the project on 15th November 2008, same is being operated by South Central Railway (SCR) and revenue is being collected by SCR which has been apportioned between the company and various Zonal Railways from 15th November 2008 in terms of Operation and Maintenance Agreement dated 6th, January 2012 signed detailing the modalities of revenue and cost

sharing between the company and SCR. Phase 3 of the project is being operated from 2nd March 2014.

Revenue is based on the Calculation sheets received from SCR showing Apportioned Revenue and O&M expenses on Provisional basis. Also the Figures intimated by SCR are provisional and Subject to Confirmation. Hence any Impact arising out of Confirmation of the Figures will be accounted for in the year in which it is finalized.

- b) Krishnapatnam Railway Company Limited (KRCL) is anticipating earnings on Length of about 14.45 Km section from Krishnapatnam Railway Station to the Buffer of Port from South Central Railway and O&M Cost. Hence, the revenue reported is subject to the same.
- c) Krishnapatnam Railway Company Limited (KRCL) is also anticipating earnings on account of apportioned Terminal Cost from South Central Railway (SCR) for the period 15 November 2008 to 10th August 2017, pending due to railway board decision which is not quantified yet. Hence, the revenue reported is subject to the same. SCR has started apportionment of terminal cost from 11th August 2017 onwards.
- d) Further all supporting evidences related to revenue bookings are being controlled and managed by SCR only and not made available for verification
- e) Also the Income pertaining to Phase-1 and Phase -3 can not be segregated due to non availability of any information from SCR pertaining to same.

#### 52.2.2 Operation and Maintenance Expenses(₹ in Lakhs)

(₹ in Lakhs)

| Particulars                          | For the year ended<br>March 31st, 2018 | For the year ended<br>March 31st, 2017 |
|--------------------------------------|--|--|
| Operation & Maintenance Expenses     | 1,672.83                               | 1,535.58                               |
| Overhead Cost                        | 340.24                                 | 272.13                                 |
| Construction Contract Cost under SCA | 59,933.61                              | 48,946.93                              |
| <b>Total</b>                         | <b>61,946.68</b>                       | <b>50,754.64</b>                       |

**Note (i) :** Operation & Maintenance Expenses recognized in current year as intimated by South Central Railway are provisional and subject to Confirmation. Hence, any impact arising on the confirmation of the figures will be accounted for in the year in which it is finalized.

**Note (ii) :** South Central Railway has claimed service tax on the services related to operation and Maintenance and indirect cost.

**Note (iii) :** Also, the O&M expenses pertaining to Phase 1 and Phase 3 can not be segregated due to non availability of any information from SCR pertaining to same.

**Note (iv) :** Operation agreement pertaining to operation of phase 3 line is pending for finalization and signing.

**Note (v) :** Operation & Maintenance expenses of Phase 1 and Phase 3 are being accounted for in terms of the Operations and Maintenance Agreement signed with South Central Railway for 24.50 Km Railway line from Venkatachalam to Krishnapatnam for Phase 1.

**Note (vi) :** Operation & Maintenance expenses includes Lease Rent of ₹ 1 in accordance with terms of concession agreement.

**Note (vii) :** All supporting evidences related to O & M expenses incurred have been controlled and managed by SCR only and not made available for verification.

### 52.2.3 Trade Receivables

(₹ in Lakhs)

| Particulars                | As at 31st March 2018 | As at 31st March 2017 |
|----------------------------|-----------------------|-----------------------|
| <b>Trade Receivables</b>   |                       |                       |
| Unsecured, considered good |                       |                       |
| - Trade receivables        | 2,018.50              | 523.33                |
| <b>Total</b>               | <b>2,018.50</b>       | <b>523.33</b>         |

**Note :** The trade receivable represents the amount receivable from the South Central Railways (SCR) being the gross revenue apportioned and are non interest bearing. Since, the revenue apportioned by the South Central Railways is on provisional basis and the final figures may vary, the above trade receivables and their classification is subject to change. Further, the amount of receivable being ₹ 2018.50/- Lakhs (March 31st 2017 ₹ 523.33/- Lakhs) is subject to confirmation by the South Central Railways.

### 52.2.4 Trade Payables

(₹ in Lakhs)

| Particulars                        | As at 31st March 2018 | As at 31st March 2017 |
|------------------------------------|-----------------------|-----------------------|
| At Amortised Cost                  |                       |                       |
| Overhead Cost Payable (SCR)        | 271.94                | 283.98                |
| <b>Total</b>                       | <b>271.94</b>         | <b>283.98</b>         |
| <b>Total Financial Liabilities</b> | <b>93,268.82</b>      | <b>85,338.74</b>      |

Trade payable represents Overhead cost payable (i.e. Salary for RPF, medical and personnel, accounts and corresponding retirement benefits etc.) which are not payable to South Central Railway as it is deferred for first five year of operation and same being payable by the company over a period of 10 years commencing from the 6th year of operation as per the O&M agreement. In terms of clause 3.1.8 of the operations and maintenance agreement.

### 52.2.5 Financial Liability-Current Trade Payables

(₹ in Lakhs)

| Particulars                 | As at 31st March 2018 | As at 31st March 2017 |
|-----------------------------|-----------------------|-----------------------|
| Overhead Cost Payable (SCR) | 49.15                 | 55.11                 |
| O&M Expenses Payable (SCR)  | 166.80                | 256.81                |
| <b>Total</b>                | <b>215.95</b>         | <b>311.92</b>         |

### Note 52.2.6 Capitalised borrowing costs

Intangible under development includes expenditure on account of interest Payable to Rail Vikas Nigam Limited (Project Contractor), during the year ending 31st March 2018 is ₹ 2414.55 Lakhs (31 March 2017: ₹ 4219.29/-) during the period for delay in payment for project expenditure as calculated by RVNL on balance outstanding in the books of accounts of RVNL and as accepted by Company. Further, RVNL has provided infrastructure and other indirect establishment facilities to KRCL for which no amount is charged by RVNL.

The amount of borrowing costs capitalised for loan taken from banks, during the year ended 31st March 2018 is ₹ 9256.90/- Lakhs (31 March 2017 : ₹ 2965.00 Lakhs). The rate used to determine the amount of borrowing costs eligible for capitalisation was the effective interest rate of the specific borrowing.

**Note 52.2.7 :** Intangible Assets and Intangible Under Development includes expenditure on account of Directional & General Charges (D&G charges) amounting to ₹ 3780.43 Lakhs/- (Previous Year ₹ 3517.13 Lakhs) as charged by RVNL (Project Contractor) during the period which is as per the clause no. 10.2 of Construction Agreement dated 29th September 2011, is subject to change. Cumulative D&G Charges up to 31st March 2018 is ₹ 14,875.43 Lakhs (Previous Year ₹ 11,095/- Lakhs) is subject to change. Break up of “D & G charges” included in Intangible under development and intangible assets related to phase 3 during the period is as under:

| (₹ in Lakhs)            |                      |                      |
|-------------------------|----------------------|----------------------|
| Particulars             | Year Ended 31.3.2018 | Year Ended 31.3.2017 |
| 1. Civil Works          | 3,335.86             | 3,505.10             |
| 2. Signalling & Telecom | 126.60               | 0.10                 |
| 3. Electric Works       | 317.97               | 11.93                |
| <b>Total</b>            | <b>3,780.43</b>      | <b>3,517.13</b>      |

**Note 52.2.8**

Unauthoritatively RVNL has levied D&G Charges amounting to ₹ 7.43/- lakhs on construction value of ₹ 81.29/- Lakhs of 30 bedded crew running room. The order was placed to KRCL for construction of crew running room, KRCL made construction. The documents produced before us in this respect do not have any terms authorizing the payment of D & G charges to anyone.

**Note 52.2.9**

Reference is drawn regarding charging by contractor (RVNL), Directional & General Charges (D&G Charges) from the company on maintenance service on railway line being provided by outside third party without any contractual terms. RVNL has no role in this work.

Company is not empowered in construction agreement to pay D&G charge on Maintenance work to any person. Company has paid the same to RVNL. Now the company has made a provision amounting to ₹ 6.18/- Lakhs for its recovery under the head “Receivable from RVNL”.

For Raj Har Gopal & Co.  
Chartered Accountants  
Firm Registration No.:002074N

Sd/-  
G.K. Gupta  
Partner (M.No. 081085)

Place: New Delhi  
Date: 13.08.2018

FOR AND ON BEHALF OF THE BOARD

Sd/-  
S.C. Agnihotri  
Chairman and Managing Director  
(DIN : 01637856)

Sd/-  
A.K. Choudhary  
Chief Financial Officer

Sd/-  
Kalpana Dubey  
Company Secretary



**RAJ HAR GOPAL & CO.**  
CHARTERED ACCOUNTANTS

412, Ansal Bhawan, 16,  
Kasturba Gandhi Marg, New Delhi-110001  
Ph: 41520689, 41520699  
Fax: 41011302 Mob.: 9810133967  
Email: rajhargopal1@hotmail.com  
Website: www.rajhargopal.com

## **INDEPENDENT AUDITOR'S REPORT**

**TO THE MEMBERS OF RAIL VIKAS NIGAM LIMITED**

### **1. Report on the Consolidated Ind AS Financial Statements**

We have audited the accompanying Consolidated Ind As financial statements of RAIL VIKAS NIGAM LIMITED (hereinafter referred to as "the Holding Company"), and its subsidiary (the holding Company and its subsidiary together referred to as "the group") and its jointly controlled entities (Refer Note No. 41 of the attached consolidated Ind AS financial statements) comprising of the Consolidated Balance Sheet as at 31st March, 2018, the Consolidated Statement of Profit and Loss (including Other Comprehensive Income), the Consolidated Statement of Cash Flow and the Consolidated Statement of Changes in Equity for the year ended, and a summary of the significant accounting policies and other explanatory information (hereinafter referred to as "Consolidated Ind As financial statements").

### **2. Management's Responsibility for the Consolidated Ind As Financial Statements**

The Holding Company's Board of Directors is responsible for the matters stated in Section 134(5) of the Companies Act, 2013 ("the Act") with respect to the preparation of these Consolidated Ind As financial statements that give a true and fair view of the consolidated financial position, consolidated financial performance including other comprehensive income, consolidated cash flows and changes in equity of the Group including jointly controlled entities in accordance with the accounting principles generally accepted in India, including the Indian Accounting Standards (Ind As) specified under Section 133 of the Act read with the Companies (Indian Accounting Standards) Rules, 2015, as amended.

This respective Board of Directors of the companies included in the Group and of its jointly controlled entities are responsible for maintenance of adequate accounting records in accordance with the provisions of the Act for safeguarding the assets of the Group and for preventing and detecting frauds and other irregularities; selection and application of appropriate accounting policies; making judgments and estimates that are reasonable and prudent; and design, implementation and maintenance of adequate internal financial controls, that were operating effectively for ensuring the accuracy and completeness of the accounting records, relevant to the preparation and presentation of the Consolidated Ind As financial statements that give a true and fair view and are free from material misstatement, whether due to fraud or error which have been used for the purpose of preparation of the consolidated Ind AS financial statements by the Directors of the Holding Company, as aforesaid.

### 3. Auditor's Responsibility

Our responsibility is to express an opinion on these Consolidated Ind AS financial statements based on our audit.

We have taken into account the provisions of the Act, the accounting and auditing standards and matters which are required to be included in the audit report under the provisions of the Act and the Rules made there under.

We conducted our audit of the Consolidated Ind AS financial statements in accordance with the Standards on Auditing specified under Section 143(10) of the Act. Those Standards require that we comply with ethical requirements and plan and perform the audit to obtain reasonable assurance about whether the Consolidated Ind AS financial statements are free from material misstatement.

An audit involves performing procedures to obtain audit evidence about the amounts and the disclosures in the Consolidated Ind AS financial statements. The procedures selected depend on the auditor's judgment, including the assessment of the risks of material misstatement of the Consolidated Ind AS financial statements, whether due to fraud or error. In making those risk assessments, the auditor considers internal financial control relevant to the Holding Company's preparation of the Consolidated Ind AS financial statements that give a true and fair view in order to design audit procedures that are appropriate in the circumstances. An audit also includes evaluating the appropriateness of the accounting policies used and the reasonableness of the accounting estimates made by the Holding Company's Directors, as well as evaluating the overall presentation of the Consolidated Ind AS financial statements.

We believe that the audit evidence obtained by us and other auditors in terms of their reports referred to in sub-paragraph (a) of the Other Matters paragraph below, is sufficient and appropriate to provide a basis for our audit opinion on the Consolidated Ind AS financial statements.

### 4. Basis of Qualified Opinion

I. The consolidate Ind AS financial statements include share of profit of Bharuch Dahej Railway Company Limited (BDRCL), a jointly controlled entity based on its unaudited financial statements as approved by board of the company. (Refer Para 7.b given below)

II. As reported by respective jointly controlled entities statutory Auditors:

#### i. KRISHNAPATNAM RAILWAY COMPANY LIMITED (KPRCL)

a. Reference is drawn to Note No. 52.2.1 regarding Accounting of Revenue and Note No. 52.2.2 regarding accounting for of Operation & Maintenance (O&M) expenses by the company on the basis of provisional advices/calculation sheets provided by South Central Railway (SCR) and not making available the detailed substantiating collateral records and procedures for verification of the same.

Further, in view of non-receipt of the confirmation from South Central Railways regarding provisional apportionment of revenue, O&M expenses, service tax /GST claims, overhead expenses and the outstanding balance could vary.

Management confirms that the whole of the Revenue and O&M expenses are booked on basis of figures informed by the SCR which are provisional (pl refer Note 52.2.1 and 52.2.2) and liable to change, as explained to us, no confirmation has been received from SCR since beginning of the project. Thus it is affirmed that financial statements are provisional in this respect.

- b. Reference is drawn regarding Non-Provision of Departmental charges amounting to ₹ 87.43 crores (approximately), payable to Rail Vikas Nigam Limited @ 5% of the total cost of works as per detailed estimate/revised estimate/completion estimate in the books of accounts of the Company. In view of non-provision, the impact of same on the financial statements could not be ascertained.
- c. Reference is drawn to Note No. 52.2.3, 52.2.4 and 52.2.5 regarding outstanding Trade Receivables and Trade Payable balances of SCR are subject to confirmation. Apart from that Debit/credit balances of various clients, associates, suppliers and others are subject to confirmation and reconciliation.
- d. In order to verify the balances of bank loan accounts, we have been provided the bank statements received by the company through email only except for Bank of India for which online verification by net banking is available. The impact of the same on the financial statement could not be determined.

## ii. KUTCH RAILWAY COMPANY LIMITED (KRCL)

- a. Note No. 52.1.1 regarding fixed assets capitalized by company (as per advice received from Western Railways), are yet to be verified by the company. Similarly, material supplied by company and balance outstanding as advance to Western Railways are subject to reconciliation with Western Railways. The impact of the same is unascertainable and consequent impact on depreciation is unascertainable.
- b. Note No. 52.1.2 and 52.1.3 regarding division of addition in Bridges & Building, Formation, Plant & Machinery (Project) and Permanent Way (classified in other intangible assets) in proportion of their gross opening balances. The impact of the same is unascertainable.
- c. Note No. 52.1.4 regarding non-confirmation of receivables including advances and payables. The impact of the same is unascertainable.

## 5. Qualified Opinion

In our opinion and to the best of our information and according to the explanations given to us, **except the effect of the matter described in the Basis for Qualified Opinion section of our report**, the aforesaid Consolidated Ind AS financial statements give the information required by the Act in the manner so required and give a true and fair view in conformity with the accounting principles generally accepted in India including the Ind AS, of the state of affairs of the Company as at March 31, 2018, and its profit (including other comprehensive income), its cash flows and the changes in equity for the year ended on that date.

## 6. Emphasis of Matter

### I. Rail Vikas Nigam Limited

- a. Without qualifying our report attention is invited to note no. 10.1 (i) Trade Receivable from Related Party. RVNL **receives advance payment from SPV's for incurring expenditure on their projects.** However in case of **Krishnapatnam Railway Company Ltd.**, RVNL is incurring project expenditure on a regular basis but insignificant amount is being received from **Krishnapatnam Railway Company Ltd.** as advance payment. During the Financial year 2017-18, **RVNL has incurred project expenditure amounting to ₹ 44,654.19 Lakhs on Krishnapatnam Railway Company Ltd. Total Trade Receivable from Krishnapatnam Railway Company Ltd. as on 31st March, 2018 is ₹ 76,363.97 Lakhs.**
- b. Without qualifying our report attention is invited to **Note No. 12 (a)** regarding **Advance to Zonal Railways.** No Balance confirmation has been received relating to advance given to zonal railways of ₹ 29,962.58 Lakhs as on 31.03.2018.

### II. As reported by respective jointly controlled entities statutory Auditors:

#### i. Krishnapatnam Railway Company Limited (KPRCL)

- a) Without qualifying our opinion attention is drawn towards Note No. 52.2.6 as such the amount of interest ₹ 2414.55 lacs (31.03.2017 ₹ 4219.29 lacs) being payable to RVNL on its outstanding balances is as calculated by them and accepted as debited by RVNL. As per terms of construction agreement RVNL should charge Interest @ PLR however RVNL was charging interest @ SBI Base Rate Plus 1%. The concept of PLR has ended earlier than signing of the "Construction Agreement". Thus rate of interest as per agreement is bad ab initio. However vide item No. 19 of 45th meeting of the company BOD dated 28.11.2017, the base rate + 1% has been ratified with a rider to request the RVNL to modify the relevant clause of the "Construction Agreement". However the same is yet to be modified.
- b) Without qualifying our opinion, attention is drawn towards Note No. 52.2.1 (i) for non-recognition of revenue on account of apportioned terminal cost for the period from 15th November 2008 to 10th August 2017 due to pending decision of Railway Board and earnings on length of about 14.45 Km section from Krishnapatnam Railway station to the Buffer of port. Efforts are required to finalize the same at the earliest.
- c) i). The contractor (RVNL) is charging Directional & General Charges (D&G Charges) from the company on the various categories of work executed by it. However, no interest has been charged by the RVNL on D&G charges for the current and previous years works executed and the same has also not been provided for by the company in its books of accounts.  
 ii) Without qualifying our opinion, attention is drawn towards Note No. 52.2.7, Clause 10.2 of the Construction Agreement provides "D&G charges shall be payable to RVNL @ 9.13% for civil work, 10.18% for electrical works and 10.69% for S&T work. However, the above percentage shall be calculated finally based on the actual completion cost. Thus D&G charges being capitalized and

amortization/depreciation being charged thereon is subject to change based on the outcome of final actual completion cost.

- d) Without qualifying our opinion, attention is drawn towards Note No. 52.2.2(ii) as such South Central Railway has claimed service Tax/GST on the services related to operation and maintenance and indirect cost.
- e) Without qualifying our opinion, we draw attention to Note No. 52.2.2(iv) and as such Operation Agreement is yet to be entered into with SCR pertaining to operation of Phase - III which is functional since 2nd March' 2014. Thus accounting for of revenue and operation cost of Phase - III between KRCL and SCR is being made on the basis of Operation and Maintenance Agreement for Phase - I. If the terms of agreement change, the related revenue and operation cost will vary.

As per Operation and Maintenance Agreement for Phase - I line, the agreement is to be reviewed every six months but the same was reviewed last in October' 2012.

- f) Reference is drawn regarding charging by contractor (RVNL), Directional & General Charges (D&G Charges) from the company on maintenance service on railway line being provided by outside third party without any contractual terms. RVNL has no role in this work.

Company is not empowered in construction agreement to pay D&G charge on Maintenance work to any person. Company has paid the same to RVNL. Now the company has made a provision amounting to ₹ 6,17,971/- for its recovery under the head "Receivable from RVNL".

- g) Un-authoritatively RVNL has levied DG Charges amounting to ₹ 7,42,114/- on construction value of ₹ 81,28,299/- of 30 Bedded Crew Running Room. The order was placed to KPCL for construction of crew running room, KPCL made construction. The documents produced before us in this respect do not have any terms authorizing the payment of D&G charges to anyone.

## **ii. Kutch Railway Company Limited (KRCL)**

Without qualifying our report, we draw attention to

- a) Note No. 52.1.5 to the Financial Statement which may have effect to reduction in the Reserves and Sundry debtors by ₹ 2550 lakhs (approx.) in the subsequent years (as and when advised by the Western Railways).
- b) Note No. 52.1.6 to the financial statements regarding applicability of GST, the company has sought exemption/clarification from GST Council through MoR for GST on transactions with Railways. Company is of opinion that GST is not applicable on Freight sharing revenue and O&M cost to WR.

## **7. Other Matters**

- a. We did not audit the financial statements of one subsidiary and six jointly controlled entities, whose financial statements reflect total assets of ₹ 57,258.24 Lakhs and total net assets of ₹ 57,254.03 Lakhs as at 31 March, 2018, total revenue of ₹ 4,079.84 Lakhs, share of profits of jointly controlled entities of ₹ 9,980.54 Lakhs and net cash outflow amounting to ₹ 314.47 Lakhs for the year ended on that date, as considered in consolidated Ind AS financial statements. The financial statements of one subsidiary and six jointly controlled entities have been audited by other auditors whose reports have been furnished to us by the Management and our opinion on the consolidated Ind AS

financial statements, in so far as it relates to the amounts and disclosures included in respect of these subsidiary and jointly controlled entities, and our report in terms of sub-section (3) and (11) of section 143 of the Act, in so far as it related to the aforesaid subsidiary and jointly controlled entities, is based solely on the reports of such other auditors.

- b. With regards to one jointly controlled entity, we have relied on the unaudited Ind AS financial statements, wherein Group's share of net asset amount to ₹ 6781.81 Lakhs and share in profits amount to ₹ 951.67 lakhs. This unaudited Ind AS financial statements as approved by the board of Directors of the Company, has been furnished to us by the management and our report in so far as it relates to the amounts included in respect of this jointly controlled entity, is solely on such approved unaudited Ind AS financial statements.

Our opinion on the consolidated Ind AS financial statements, and our report on the legal and regulatory requirements below, is not modified in respect of the above matters with respect to our reliance on the work done and the reports of the other auditors and the financial statements certified by the Management.

## **8. Report on Other Legal and Regulatory Requirements**

- I. As required by the directors issued by the Comptroller and Auditor-General of India, in terms of section 143(5) of the Act, based on the comments in the auditor's report of holding company, subsidiary company and jointly controlled companies we give the compliance in **Annexure 'A'**.
- II. As required by the Section 143(3) of the Act, we report that:
  - a. We have sought and obtained all the information and explanations which to the best of our knowledge and belief were necessary for the purposes of our audit of aforesaid consolidated Ind AS financial statements.
  - b. In our opinion, proper books of account as required by law relating to consolidated Ind AS financial statements have been kept so far as it appears from our examination of those books.
  - c. The Consolidated Balance Sheet, the Consolidated Statement of Profit and Loss including Other Comprehensive Income, the Consolidated Cash flow statement and Consolidated Statement of Changes in Equity dealt with by this Report are in agreement with the books of account maintained for the purpose of preparation of consolidated Ind AS financial statements.
  - d. In our opinion, the aforesaid Consolidated Ind AS financial statements comply with the Accounting Standards specified under Section 133 of the Act read with the Companies (Indian Accounting Standards) Rules, 2015, as amended.
  - e. In terms of Ministry of Company Affairs notification no. GSR 463 (E) dated 5th June, 2015, Government Companies are exempt from applicability of provisions of section 164 (2) of Companies Act, 2013.
  - f. With respect to the adequacy of the internal financial controls over financial reporting of the Group and the operating effectiveness of such controls, refer to our separate Report in **"Annexure B"** which is based on the auditor's report of the holding company, subsidiary company and jointly controlled entities. Our report expresses an unqualified opinion that the holding company, its

subsidiary company and jointly controlled entities, which are companies incorporated in India, have in all material aspects, an adequate internal financial controls system over financial reporting and such internal financial controls over financial reporting was operating effectively as at March 31st, 2018, subject to observations as mentioned in Opinion para in Annexure-B.

- g. With respect to the other matters to be included in the Auditor's Report in accordance with Rule 11 of the Companies (Audit and Auditors) Rule, 2014, in our opinion and to the best of our information and according to the explanations given to us:
- i. The Group and Jointly controlled entities have disclosed the impact of pending litigations on its financial position in its financial statements- Refer Note No. 37 to the consolidated Ind AS financial statement.
  - ii. The Group and Jointly controlled entities did not have any long-term contracts including derivative contracts for which there were any material foreseeable losses.
  - iii. There were no amounts which were required to be transferred to the investor Education and Protection Fund by the Group and jointly controlled entities.

**For Raj Har Gopal & Co.**  
**Chartered Accountants**  
**(FRN: 002074N)**

**Sd/-**  
**Gopal Krishan Gupta**  
**(Partner)**  
**M. No. 081085**

**Place: New Delhi**  
**Date: 13<sup>th</sup> August 2018**



## ANNEXURE “A” TO INDEPENDENT AUDITORS REPORT

Annexure to the Independent Auditors’ Report referred to in paragraph 8(l) of our report of even date on the Consolidated Ind AS Financial Statements of **Rail Vikas Nigam Limited** for the Year ended 31st March, 2018

| S.No. | CAG’s Directions   | Our Report   | Action Taken thereon | Impact on financial statements |
|-------|--|--|----------------------|--------------------------------|
| 1.    | <p>Whether the company has clear title/lease deeds for freehold and leasehold land respectively?</p> <p>If not please state the area of freehold and leasehold land for which title/lease deeds are not available.</p> | <p>The company has leasehold land that have been taken on lease and disclosed as Property, Plant and Equipment in the financial statement, the lease agreements are in the name of the Company. Company also has commercial space for which lease deed has been executed with the owner. The company does not own any freehold land.</p> <p>In case of Hardaspur Paradip Railway Co. Ltd., on completion of the project, the lease deed shall be executed between M/s East Coast Railway and the company.</p> <p>In case Angul Sukinda Railway Limited, the company does not have the title deed over the land acquired. As per concession agreement signed dated 14.05.2010 between Ministry of Railways (MoR) and Angul Sukinda Railway Limited, it is stipulated that tile deed of land remain with MoR (East Coast Railway).</p> <p>No such cases have been reported by statutory auditors of any other subsidiary or jointly controlled entities.</p> | No action required   | NIL                            |

| S.No. | CAG's Directions   | Our Report  | Action Taken thereon | Impact on financial statements |
|-------|--|---|----------------------|--------------------------------|
| 2.    | Please report whether there are any cases of waiver/write off of debts/loans/interest etc., if any, the reasons there for and the amount involved. | There is no case of waiver/write off of debts/loans/interest during the year.<br>No such cases have been reported by statutory auditors of subsidiary or jointly controlled entities. | No action required   | NIL                            |
| 3.    | Whether proper records are maintained for inventories lying with third parties & assets received as gifts from Govt. or other authorities.         | No inventory is lying with third parties and no asset has been received as gifts from Government or any other authorities by RVNL/ Subsidiary/ Jointly Controlled Entities.           | No action required   | NIL                            |

**For Raj Har Gopal & Co.**  
**Chartered Accountants**  
**(FRN: 002074N)**

**Sd/-**  
**Gopal Krishan Gupta**  
**(Partner)**  
**M. No. 081085**

**Place: New Delhi**  
**Date: 13<sup>th</sup> August 2018**



## **ANNEXURE “B” TO INDEPENDENT AUDITORS REPORT**

Annexure to the Independent Auditors’ Report referred to in paragraph 8(II) of our report of even date on the Consolidated Ind AS financial statements of **RAIL VIKAS NIGAM LIMITED** for the Year ended 31st March, 2018

### **Report on the Internal Financial Controls under Clause (i) of Sub-section 3 of Section 143 of the Companies Act, 2013 (“the Act”)**

In conjunction with our audit of the consolidated Ind AS financial statements of the Holding Company as of and for the year ended March 31st, 2018, we have audited the internal financial controls over financial reporting of Rail Vikas Nigam Limited (hereinafter referred to as “the Holding Company”) and its subsidiary company, and jointly controlled companies, which are companies incorporated in India, as of that date.

#### **Management’s Responsibility for Internal Financial Controls**

The respective Board of Directors of the of the Holding company, its subsidiary company, and jointly controlled companies, which are companies incorporated in India are responsible for establishing and maintaining internal financial controls based on the internal control over financial reporting criteria established by the Company considering the essential components of internal control stated in the Guidance Note on Audit of Internal Financial Controls Over Financial Reporting issued by the Institute of Chartered Accountants of India. These responsibilities include the design, implementation and maintenance of adequate internal financial controls that were operating effectively for ensuring the orderly and efficient conduct of its business, including adherence to respective company’s policies, the safeguarding of its assets, the prevention and detection of frauds and errors, the accuracy and completeness of the accounting records, and the timely preparation of reliable financial information, as required under the Companies Act, 2013.

#### **Auditors’ Responsibility**

Our responsibility is to express an opinion on the Holding Company’s internal financial controls over financial reporting based on our audit. We conducted our audit in accordance with the Guidance Note on Audit of Internal Financial Controls Over Financial Reporting (the “Guidance Note”) and the Standards on Auditing, issued by ICAI and deemed to be prescribed under section 143(10) of the Companies Act, 2013, to the extent applicable to an audit of internal financial controls, both applicable to an audit of Internal Financial Controls and, both issued by the Institute of Chartered Accountants of India. Those Standards and the Guidance Note require that we comply with ethical requirements and plan and perform the audit to obtain reasonable assurance about whether adequate internal financial controls over financial reporting was established and maintained and if such controls operated effectively in all material respects.

Our audit involves performing procedures to obtain audit evidence about the adequacy of the internal financial controls system over financial reporting and their operating effectiveness. Our audit of internal financial controls over financial reporting included obtaining an understanding of internal financial

controls over financial reporting, assessing the risk that a material weakness exists, and testing and evaluating the design and operating effectiveness of internal control based on the assessed risk. The procedures selected depend on the auditor's judgment, including the assessment of the risks of material misstatement of the financial statements, whether due to fraud or error.

We believe that the audit evidence we have obtained and the audit evidence obtained by the other auditors in terms of their reports referred to in the Other Matters paragraph below, is sufficient and appropriate to provide a basis for our audit opinion on the holding Company, subsidiary company and jointly controlled entities' internal financial controls systems over financial reporting.

### **Meaning of Internal Financial Controls over Financial Reporting**

A company's internal financial control over financial reporting is a process designed to provide reasonable assurance regarding the reliability of financial reporting and the preparation of financial statements for external purposes in accordance with generally accepted accounting principles. A company's internal financial control over financial reporting includes those policies and procedures that (1) pertain to the maintenance of records that, in reasonable detail, accurately and fairly reflect the transactions and dispositions of the assets of the company; (2) provide reasonable assurance that transactions are recorded as necessary to permit preparation of financial statements in accordance with generally accepted accounting principles, and that receipts and expenditures of the company are being made only in accordance with authorizations of management and directors of the company; and (3) provide reasonable assurance regarding prevention or timely detection of unauthorized acquisition, use, or disposition of the company's assets that could have a material effect on the financial statement.

### **Inherent Limitations of Internal Financial Controls over Financial Reporting**

Because of the inherent limitation of internal financial controls over financial reporting, including the possibility of collusion or improper management override of controls, material misstatements due to error or fraud may occur and not be detected. Also, projections of any evaluation of the internal financial controls over financial reporting to future periods are subject to the risk that the internal financial control over financial reporting may become inadequate because of changes in conditions, or that the degree of compliance with the policies or procedures may deteriorate.

### **Opinion**

Our opinion is subject to following observations as given by the respective statutory auditors of these jointly controlled companies (one jointly controlled entity Bharuch Dahej Railway Company Limited is consolidated based on unaudited financial statements)

### **In case of Krishnapatnam Railway Company Limited,**

Internal Control requires improvements in following areas:

- a. No control over revenue apportionment by south central railway (SCR) as revenue sheets are sent by SCR to KPRCL only on provisional basis and, collateral records neither supplied by SCR nor maintained by the company and as such there is no basis to verify the same.
- b. No control over operational & maintenance expenses, overhead charges, GST and other such expenses charged by SCR and there are no basis to verify the same.

- c. No control over D&G Charges being levied by the RVNL over maintenance expenses charged by outside agency for maintenance of III phase line and on Crew Running Room constructed by KPRCL.
- d. As informed to us, management is not having any methodology to identify, ensure and provide for the bills pertaining to current and previous year in respect of the railway line construction project not received from the contractor so far.

**In case of Kutch Railway Company Limited,**

- a. Formation of joint procedure order, which has not been formed till date in terms of operation and management agreement and the provisional figures of income from traffic and respective costs are accounted as advised by WR based on calculation as detailed in the said agreement without approval of Joint Procedure Order.
- b. Construction Work for doubling of Palampur Samakhali section on Ahmedabad division of WR section was entrusted to RVNL for which construction agreement between KRCL and RVNL has not been signed yet.

**In case of Angul Sukinda Railway Limited,**

- a. The company has not prepared any HR policy for employees till now.
- b. Copies of Insurance on Work in Progress (WIP) have not been obtained by the company from RVNL and register for the same also not maintained.

Subject to above in our opinion, the Holding company, its subsidiary company and jointly controlled companies, which are companies incorporated in India have in all material aspects, an adequate internal financial controls system over financial reporting and such internal financial controls over financial reporting were operating effectively as at March 31, 2018, based on the internal control over financial reporting criteria established by the respective companies considering the essential components of internal control stated in the Guidance Note on Audit of Internal Financial Controls Over Financial Reporting issued by the Institute of Chartered Accountants of India.

**For Raj Har Gopal & Co.  
Chartered Accountants  
(FRN: 002074N)**

**Sd/-  
Gopal Krishan Gupta  
(Partner)  
M. No. 081085**

**Place: New Delhi  
Date: 13<sup>th</sup> August 2018**

Confidential



**भारतीय लेखा एवम् लेखा परीक्षा विभाग**  
**प्रधान निदेशक लेखा परीक्षक, रेलवे-वाणिज्यिक का कार्यालय**  
**तिलक ब्रिज (काफमो परिसर), नई दिल्ली-110002**  
**INDIAN AUDIT AND ACCOUNTS DEPARTMENT**  
**OFFICE OF THE PRINCIPAL DIRECTOR OF AUDIT**  
**RLY-COMMERCIAL,**  
**TILAK BRIDGE (COFMOW PREMISES), NEW DELHI-110002**

**No. PDA RC/RPSU/13-03/RVNL/2018-19/357**

**Dated: 13.09.2018**

To

The Chairman and Managing Director,  
Rail Vikas Nigam Limited,  
1st Floor, August Kranti Bhavan, Bikaji Cama Place,  
R.K. Puram, New Delhi – 110 066.

**Subject: Comments of the Comptroller and Auditor General of India on the Standalone Financial Statements u/s 143 (6)(b) of the Companies Act, 2013 and Consolidated Financial Statements u/s 143 (6)(b) read with Section 129(4) of the Companies Act, 2013 of Rail Vikas Nigam Limited for the year ended 31 March 2018.**

Sir,

I am enclosing herewith the Comments of the Comptroller and Auditor General of India on the Standalone Financial Statements u/s 143(6)(b) of the Companies Act, 2013 and Consolidated Financial Statements u/s 143(6)(b) read with Section 129(4) of the Companies Act, 2013 of **Rail Vikas Nigam Limited** for the year ended 31 March 2018.

The receipts of the letter may kindly be acknowledged.

Yours faithfully,

Encl: as above

**(B. R. Mondal)**  
**Principal Director of Audit**  
**Railway Commercial**

**COMMENTS OF THE COMPTROLLER AND AUDITOR GENERAL OF INDIA  
UNDER SECTION 143(6) (b) OF THE COMPANIES ACT, 2013 ON THE FINANCIAL  
STATEMENTS OF RAIL VIKAS NIGAM LIMITED FOR THE YEAR ENDED 31  
MARCH 2018.**

The preparation of financial statements of **RAIL VIKAS NIGAM LIMITED** for the period ended 31 March 2018 in accordance with the financial reporting framework prescribed under the Companies Act, 2013 is the responsibility of the management of the company. The Statutory Auditors appointed by the Comptroller and Auditor General of India under Section 139 (5) of the Act are responsible for expressing opinion on the financial statements under Section 143 of the Act based on independent audit in accordance with the standards on auditing prescribed under section 143(10) of the Act. This is stated to have been done by them vide their Audit Report dated 13 August 2018.

I, on behalf of the Comptroller and Auditor General of India, have conducted a supplementary audit of the financial statements of **RAIL VIKAS NIGAM LIMITED** for the period ended 31 March 2018 under section 143(6)(a) of the Act. This supplementary audit has been carried out independently without access to the working papers of the statutory auditors and is limited primarily to inquiries of the statutory auditors and company personnel and a selective examination of some of the accounting records.

On the basis of my supplementary audit nothing significant has come to my knowledge which would give rise to any comment upon or supplement to statutory auditors' report under section 143(6)(b) of the Act.

For and on the behalf of the  
Comptroller & Auditor General of India



**(B.R. Mondal)**  
**Principal Director of Audit**  
**Railway Commercial, New Delhi**

Place: New Delhi  
Dated: 13 September, 2018

**COMMENTS OF THE COMPTROLLER AND AUDITOR GENERAL OF INDIA UNDER SECTION 143(6) (b) READ WITH SECTION 129(4) OF THE COMPANIES ACT, 2013 ON THE CONSOLIDATED FINANCIAL STATEMENTS OF RAIL VIKAS NIGAM LIMITED FOR THE YEAR ENDED 31 MARCH 2018.**

The preparation of financial statements of **RAIL VIKAS NIGAM LIMITED** for the year ended 31 March 2018 in accordance with the financial reporting framework prescribed under the Companies Act, 2013 is the responsibility of the management of the company. The Statutory Auditors appointed by the Comptroller and Auditor General of India under Section 139 (5) read with section 129(4) of the Act are responsible for expressing opinion on the financial statements under Section 143 read with section 129(4) of the Act based on independent audit in accordance with the standards on auditing prescribed under section 143(10) of the Act. This is stated to have been done by them vide their Audit Report dated 13 August 2018.

I, on behalf of the Comptroller and Auditor General of India, have conducted a supplementary audit of the consolidated financial statements of **RAIL VIKAS NIGAM LIMITED** for the period ended 31 March 2018 under section 143(6) (a) read with section 129(4) of the Act. We conducted a supplementary audit of the financial statements of subsidiaries namely High Speed Rail Corporation of India Limited and Joint Ventures namely Kutch Railway Company Limited, Haridaspur Paradip Railway Company Limited, Krishnapatnam Railway Company Limited, Bharuch Dahej Railway Company Limited and Joint Venture namely Angul Sukinda Railway Limited but did not conduct supplementary audit of the financial statements of Jointly Controlled Entities (as per Annexure) for the year ended on that date. This supplementary audit has been carried out independently without access to the working papers of the statutory auditors and is limited primarily to inquiries of the statutory auditors and company personnel and a selective examination of some of the accounting records.

On the basis of my audit nothing significant has come to my knowledge which would give rise to any comment upon or supplement to Statutory Auditors' Report under section 143 (6) (b) of the Act.

For and on the behalf of the  
Comptroller & Auditor General of India



**(B.R. Mondal)**  
**Principal Director of Audit**  
**Railway Commercial, New Delhi**

Place: New Delhi  
Dated: 13 September, 2018

## ANNEXURE

**List of Joint Ventures of Rail Vikas Nigam Limited, New Delhi for which supplementary audit was not conducted under section 143 (6)(a) read with section 129(4) of the Companies Act, 2013 for the year 2017-18**

### **Joint Ventures**

1. Dighi Roha Rail Limited



**Sr. Audit Officer (Co-ordination)**  
**Railway Commercial**

## **HIGH SPEED RAIL CORPORATION OF INDIA LIMITED**

**(A Wholly owned Subsidiary of Rail Vikas Nigam Limited)**

### **DIRECTORS' REPORT**

#### **Distinguished Shareholders,**

The Directors of your Company are privileged in presenting the 6th Annual Report of the Company together with the Audited Statements of Accounts and Auditors' Report for the year ended 31st March, 2018.

The Company is a wholly-owned Subsidiary of Rail Vikas Nigam Limited a Schedule-A Mini Ratna- I CPSE under the Ministry of Railways. Your Company is currently engaged in conducting of pre-feasibility studies of dedicated High Speed Corridors for Diamond Quadrilateral. The business and financial performance of the Company during the year 2017-18 was as under: -

#### **Business Performance**

##### **1. 1.Signing of Collaboration Agreement between HSRC and Administratdor DE Infraestructuras Ferroviarias (ADIF):**

Based on MOU signed between Indian Railways of the Republic of India and two Spanish Public Corporate Companies ADIF and RENFE- OPERADORA for the cooperation in Railway related technology developments, a Collaboration Agreement was signed on 15.09.2016 between High Speed Rail Corporation of India Ltd. (HSRC) and Administratdor DE Infraestructuras Ferroviarias (ADIF) on conducting Feasibility Study of Mumbai-Kolkata High Speed Rail Corridor taking into account the experience acquired by M/s ADIF. The Consultant submitted the Stage-I report of the Feasibility study in December 2016 with recommendation to take up the detailed study of most preferred route passing through Mumbai-Thane-Nasik-Aurangabad-Akola-Amravati-Nagpur for developing in next stage. This report was accepted by HSRC/RVNL in

consultation with Ministry of Railways on 31.1.2017. The consultant has submitted the DFR of stage-II on 5.2.2018 and given presentation on DFR on 22.02.2018 at Railway Board. The observation/remark on DFR has been sent to the consultant for incorporation in DFR on 26.3.18. Consultant will submit the Final Report duly incorporating the observations of HSRC after approval of their concerned Ministry in Spain.

##### **2. Upgrading of Chennai-Bangalore-Mysore section:**

The work of feasibility study on upgrading of Chennai-Bangalore-Mysore section for Speed Raising up to 160 kmph was given to M/s CREEC (China Railway Eryuan Engineering Group Company Limited) under Government to Government co-operation. The Consultant has submitted the Interim Final Report (IFR) on 07.11.2016. The detailed observation on this IFR has been submitted by HSRC to M/s CREEC (Consultant) on 26.12.2016. M/s CREEC has given their reply on the observations and requested a meeting. A face to face meeting was held at Railway Board on 20.03.2018 with the officials of M/s ERYUAN which was attended by Chinese side and Mobility Directorate of Railway Board and HSRC/RVNL from Indian side. A detailed discussion was held on the feasibility report and Chinese side has mentioned that the revised report as per the discussions will be submitted resubmitted by 15.04.18.

##### **3. Delhi-Chennai High Speed Corridor Feasibility Study Report (Detailed Project Report):**

China Railway Siyuan Survey and Design Group (CRSSDG) & HSRC signed TERMS OF AGREEMENT AND WORK PLAN at

SIYUAN Headquarter, Wuhan, China on 28.11.2014 for preparation of a Project Feasibility Study Report (Detailed Project Report) for a high speed rail corridor between Delhi and Chennai. It has been agreed that the Project Feasibility Study Report will be taken up with financing by the Chinese side. Ministry of Railways has approved on 31.03.2015 that the Study will be done for only Delhi-Nagpur section instead of the complete Delhi-Chennai section, as it is a very long corridor and not only will the construction cost of the project be high but the Feasibility Study will involve considerable cost and time.

CRSSDG carried out an on-the-spot survey in India in March 2015 and visited Agra, Bhopal, Nagpur, Hyderabad, Vijayawada and Chennai, and has submitted the Planning Report on 17.07.2015 and the Inception report during March 2016. Subsequently, one more Action Plan was signed between Government of India and Government of China in May 2015, in which some of the works related to Feasibility study has been agreed to be done by Indian side i.e. HSRC. It has been made clear by Ministry of Railways and HSRC to Chinese side that the study has to be done out of Chinese funding. Subsequently it was decided by Ministry of Railways that the HSRC will only provide limited data in form of Geological Maps and Topo sheets. The Terms of Reference was planned to be signed between CRSSDG and HSRC in July 2017. Final agreement (Terms of Reference) has been signed and Data as requested by Chinese side was handed over to them by HSRC on 11.07.2017. A letter from Chairman, HSRC to Chairman, Railway Board (Ministry of Railways) has been written on 13.11.2017 to look into possibility of transfer the work to some other agency as this feasibility study is not progressing well.

#### **4. Feasibility Study for Diamond Quadrilateral Network of High Speed Rail Corridors connecting four major metros i.e. New Delhi-Mumbai-Chennai-Kolkata-New Delhi:**

Ministry of Railways (MoR) has entrusted RVNL/HSRC the work of carrying out the Feasibility Study for Diamond Quadrilateral Network of High Speed Rail Corridors connecting four major metros i.e. New Delhi-Mumbai-Chennai-Kolkata-New Delhi through an open global tender. Work has been awarded to (1) M/s TSDI-LAHMEYER (China) for New Delhi-Mumbai Corridor (ii) M/s SYSTRA-RITES-EY (France) for Mumbai-Chennai and (iii) M/s INECO-TYPSA-ICT for Delhi-Kolkata. All the Feasibility studies are progressing well.

**Delhi-Mumbai HSR Corridor:** The Consultant has submitted Draft Final Report on 23.10.2017, which is under consideration with High Speed Rail Corporation and Railway Board.

**Mumbai-Chennai HSR Corridor:** The detailed remarks on ITR-II have been sent to the Consultant on 16.03.2017, who are preparing the Draft Final report.

**Delhi-Kolkata HSR Corridor:** The Consultant submitted DFR on 22.05.2017. Comments of Railway Board after a presentation on DFR were forwarded to the Consultant for the vide this office letter dated 27.09.2017. The final report has been submitted by the Consultant on 22.11.2017 which was submitted to Railway Board on 22.11.2017 itself. This is under consideration with Railway Board for final approval.

All the studies are programmed to be completed in FY 2018-19.

#### **Financial Performance**

During the year, Paid-up Share Capital of the

Company was ₹10.74 Lakhs. The Current Liabilities for the F.Y. 2017-18 were ₹199.4Lakhs which shows a decrease of ₹2868.13 Lakhs over the previous year. The current assets for the F.Y. 2017-18 were ₹203.44 Lakhs which shows a decrease of ₹2862.71 Lakhs over the previous year. The decrease in current Assets and current liabilities has been on account of completion of Projects in progress and transfer to RVNL.

Now, the current liabilities mainly consist of ₹194.84 Lakhs received from Rail Vikas Nigam Limited towards project execution and the current assets mainly consist of cash balance of ₹203.44 Lakhs.

During the year, revenue from operations was ₹4079.84 Lakhs showing an increase of ₹4079.84 Lakhs due to transfer of feasibility studies works (including opening amount laying in PWIP) to RVNL, the other income has decreased to ₹12.92 Lakhs from ₹21.35 Lakhs the previous year on account of interest income. After offsetting an expenditure of ₹4089.87 Lakhs and meeting tax liabilities of ₹2.51Lakhs the Profit after tax(PAT) is ₹5.38 Lakhs.

The significant indicators of financial performance of the Company for the financial year 2017-18 are mentioned below:

**Amount (in ₹)**

| S. No. | Particulars              | FY 2017-18               | FY 2016-17  |
|--------|--------------------------|--------------------------|-------------|
| 1      | Authorized Share Capital | 5,00,00,000              | 5,00,00,000 |
| 2.     | Paid-up share Capital    | 10,74,110                | 10,74,110   |
| 3.     | Total Income             | 40,92,75,718             | 21,34,644   |
| 4.     | Operating Income         | 40,79,84,000<br>(Approx) | Nil         |
| 5.     | Profit before Tax        | 7,89,000                 | 17,55,000   |
| 6.     | Net Worth                | 4,49,000<br>(Approx)     | (87,551)    |
| 7.     | Earnings Per Share       | 5.01                     | 12.13       |

## Capital Structure

The Paid-up Share Capital of the Company is ₹10.74 lakhs against the Authorized Share Capital of ₹5 crore.

## Dividend

Since the company has not yet started its commercial activities, and the limited financial transaction, the Company has not declared any dividend for the Financial year 2017-18.

## Fixed Deposits

The Company has not accepted any fixed deposits from public during the year under review.

## Reserves

As the Company is yet to commence its operational activities the Company has not transferred any amount to General Reserves.

## Conservation of Energy, Technology Absorption and Foreign Exchange Earning and Outgo

The provisions of conservation of energy, technology absorption are not applicable to the Company. During the year under review, there is no foreign exchange earnings and outgo.

## Presidential Directive

No Presidential Directive was received during the year.

## Integral Reports

“Management Discussion and Analysis Report” and “Corporate Governance Report” forms an integral part of this Director’s Report, which are placed at **Annexure-I & II**.

## Board of Directors

The Board of Directors consists of four (4) part-time Director namely Mr. S. C. Agnihotri, Chairman, Mr. Arun Kumar, Director, Mr. Vijay Anand, Director and Mr. A. K. Choudhary, Director nominated by the Holding Company, Rail Vikas Nigam Limited.

Mr. A. K. Choudhary was appointed as Director vice Mr. Ashok K. Ganju, Director and Mr. Arun Kumar, was appointed as Director vice Mrs. Gita Mishra, Director in November 2017.

#### **Number of Board Meetings**

The Board met five (5) times on 26th April, 2017, 1st August, 2017, 16th November, 2017, 13th December 2017 and 23rd March, 2018 during the year for transacting business.

#### **Directors' Responsibility Statement**

Pursuant to Section 134(5) of the Companies Act, 2013, Directors confirm that -

- In the preparation of annual accounts, the applicable accounting standards had been followed along with proper explanation relating to material departures;
- The directors had selected such accounting policies and applied them consistently and made judgements and estimates that are reasonable and prudent so as to give a true and fair view of the state of affairs of the Company at the end of financial year and of the profit of the company of that year;
- The directors had taken proper and sufficient care for the maintenance of adequate accounting records in accordance with the provisions of the Act for safeguarding the assets of the company and for preventing and detecting frauds and other irregularities;
- The directors had prepared the annual accounts on a going concern basis; and

- The directors had devised proper systems to ensure compliance with the provisions of all applicable laws and that such systems were adequate and operating effectively.

#### **Extract of Annual Return**

Extract of Annual Return of Company is annexed herewith as **Annexure III** to this report.

#### **Auditors**

The Comptroller & Auditor General of India appointed M/s B.K Gupta & Associates, Chartered Accountants as Company's Statutory Auditors for the Year 2017-18. The Board would like to place on record their sincere thanks for the valuable services rendered by Statutory Auditors.

#### **Comments of Comptroller & Auditor General of India**

The Comptroller & Auditor General of India has undertaken supplementary audit on the accounts of the Company for the year ended 31st March, 2018 under Section 139 (5) of the Companies Act, 2013. The comments of the C&AG on the Annual Accounts of the Company for the year ended 31st March, 2018 shall also form part of this report.

#### **Acknowledgements**

We record our appreciation and thanks to the Ministry of Railways and Holding Company, RVNL for their continued support to the Company, and also the employees of the Holding Company for their efforts to take the company forward.

**Sd/-**  
**A.K. Choudhary**  
**Director**  
**(DIN 05166458)**

**For and on behalf of Board of Directors**

**Sd/-**  
**Arun Kumar**  
**Director**  
**(DIN 02486535)**

**Place: New Delhi**  
**Dated: July 18, 2018**

## **MANAGEMENT DISCUSSION AND ANALYSIS**

### **An Overview**

The company was incorporated on 25th July, 2012 as a Wholly owned Subsidiary (WoS) of Rail Vikas Nigam Limited, Mini Ratna-I & Schedule 'A' CPSE under Ministry of Railways.

### **Mission**

Creation and operation of state-of-the-art High Speed Rail Systems in India and abroad.

### **Vision**

To emerge as project developer for implementation of high speed rail projects with a sound financial base and to build a pool of expertise in global construction, maintenance and operational practices.

### **Objectives**

- To develop human resources for project implementation by skill development training and developing expertise for specific areas of rail infrastructure in general and high speed rail in particular.
- To develop and improve existing knowledge base in-house to provide consulting services.
- To develop expertise and a knowledge base for optimum utilization of existing assets and up-grading them for higher speed potential.
- To maintain a cost effective organizational set up.
- To undertake the project development and implementation of identified High Speed projects.
- To be a rail infrastructure Project Management Company committed to sustainable development and environment friendly

construction of high speed rail related projects in the country and abroad.

- To ensure efficient and timely execution of projects as per International norms.
- To mobilize financial resources for project implementation.
- To encourage public private participation in rail related projects.

### **Strengths**

- The organization is developing expertise in undertaking all stages of project development - from concept to commissioning – including feasibility/bankability studies, DPR (detailed project report), financing/structuring of project specific SPVs, tendering for EPC contractors, project supervision, commissioning etc.
- HSRC is working with multiple study teams consisting of international experts involved in conducting Feasibility studies of various High Speed Rail corridors of Diamond Quadrilateral.
- HSRC can develop Private Public Partnership (PPP) models for implementation and financing of High Speed Rail infrastructure projects
- HSRC is working and learning with international teams having the requisite skills and experience to implement projects following ADB procedures and ensuring Resettlement and Rehabilitation of Project Affected Persons displaced by land acquisition and implementing socio-economic safeguards.

- It has a sound and robust financial management system, which allows for effective monitoring and control of expenditure.

#### **Weaknesses**

- HSRC has a very small team and has to depend on the parent organization for manpower.
- HSR is a new subject for officers and staff of even Indian Railways. Trained People are not available in the market. Officers/staff deployed need to be trained on the job which is a time consuming process.
- HSRC has not been empowered to take decisions on all issues relevant to implementation of the High Speed rail projects.
- HSR projects are highly capital intensive and have long gestation period and are not favoured by private equity. Thus, such projects will be few in number and predominantly funded by public money.

#### **Opportunities**

- High speed rail project is a niche area and position of HSRC is unique.
- HSR projects are priority projects for the Government of India.
- Feasibility studies for corridors of Diamond Quadrilateral and Delhi-Chandigarh-Amritsar have been taken up, the feasibility study of Delhi-Chandigarh-Amritsar has been completed and balance corridors are expected to be completed by March 2019. These projects can be taken up for execution at short notice.
- HSRC has been working as Project Integrator for up-gradation of identified existing rail

sections to 160 kmph, and has successfully completed one such upgradation in Delhi-Agra section.

- Implementation of projects for Kolkata Metro. This will give HSRC an opportunity to develop expertise for implementation of metro projects in new cities across the country.

#### **Threats**

- Projects are yet to be sanctioned by the Ministry of Railways.
- The shortage of technical manpower with required experience will be a major constraint in the delivery of projects.
- Availability of funds is a critical requirement for implementation of projects.
- This over-dependence for sourcing of funds for implementation of projects may create a financial crisis at any time which may prove detrimental in the long term for the company.
- Land acquisition issues require to be resolved expeditiously so that the progress of projects is not hampered.
- Delays in clearances for project execution, such as forest clearance, tree cutting permission, approvals of various departments for diversion of utilities etc.
- Delays in project delivery may have an adverse impact on the image of HSRC.
- The Government has established a new company, viz National High Speed Rail Corporation which may impede HSRC in fulfilling its objectives.

#### **Risks and Concerns**

High Speed Rail projects are highly capital intensive. The implementation of these projects will depend on specific policy directives of the Government of India.

### **Internal Control Systems**

The internal control system of the Company will be established with the taking up of operational activities.

### **Human Resources**

The Company has no personnel on its rolls. At present, all activities of the Company are being

managed by personnel of RVNL as additional responsibilities/duties and based on utilization their part salary is paid by the Company.

### **Financial Performance**

The company has recorded operating turnover of ₹ 4079.83 lakhs during the year, and Company, earned an interest on deposits amounting to ₹ 12,91,935.

## Annexure – II

### REPORT ON CORPORATE GOVERNANCE

#### 1. Company's Philosophy on Corporate Governance

Initiatives are being taken to implement Corporate Governance principles and measures as contained in the Guidelines on Corporate Governance for Central Public Sector Enterprises May 2010 issued by the Department of Public Enterprises.

#### 2. Incorporation

The Company was incorporated on 25th July, 2012 as a Wholly owned Subsidiary of RVNL Ltd. with an Authorized Share Capital of ` 5 crore and paid up share capital of ` 10.74 lakhs. The Holding Company, RVNL, holds the entire paid-up share capital of the Company.

#### 3. Board of Directors

The Board of the Company comprises of four directors namely Shri S. C. Agnihotri, Chairman, Shri Vijay Anand, Director, Shri Arun Kumar, Director, and Shri A.K. Choudhary, Director.

Mr. A. K. Choudhary was appointed as Director vice Mr. Ashok K. Ganju, Director and Mr. Arun Kumar, was appointed as Director vice Mrs. Gita Mishra, Director in November 2017.

The names and categories of Directors on the Board as on the date of report, number of Directorships and Committee Chairmanship/ Membership held by them in other companies are as under:

| S. No. | Name and Designation | Category of Directors<br>Whole Time / Part Time | No. of Directorships/<br>Chairmanships held in<br>public limited companies<br>excluding HSRC* | No. of Committee<br>Membership** |           |
|--------|----------------------|---|---|----------------------------------|-----------|
|        |                      |   |   | As Chairman                      | As Member |
| 1.     | S. C. Agnihotri      | Part Time Chairman                              | 1   | -                                | -         |
| 2.     | Vijay Anand          | Part Time Director                              | 1   | -                                | -         |
| 3.     | Arun Kumar           | Part Time Director                              | 1   | -                                | -         |
| 4.     | A.K Choudhary        | Part Time Director                              | 1   | -                                | -         |

\* Does not include Directorship in Private Companies, Section 8 Companies and Foreign Companies.

\*\*Does not include Chairmanship/Membership in the Board of Committees other than the Audit Committee and Shareholders'/Grievance Committees

### 3.1 Board Meetings with date and attendance at the Board meetings and Annual General Meeting.

The Board of Directors met 5 times during the year to discuss the operational activities of the Company.

| S. No. | Name and Designation                   | Board Meetings During the Year<br>22nd Board meeting – 26.04.2017<br>23rd Board Meeting – 01.08.2017<br>24th Board Meeting – 16.11.2017<br>25th Board Meeting – 13.12.2017<br>26th Board Meeting- 23.03.2018 |          | Attendance at AGM |
|--------|--|--|----------|-------------------|
|        |  | Held during tenure   | Attended |                   |
| 1.     | S. C .Agnihotri                        | 5  | 5        | Yes               |
| 2.     | Arun Kumar (Appointed on 16.11.2017)   | 3  | 3        | No                |
| 3.     | A.K Choudhary(Appointed on 17.11.2017) | 3  | 3        | Yes               |
| 4.     | Vijay Anand                            | 5  | 5        | Yes               |

### 4. Remuneration of Directors

No sitting fee is paid to the part – time Directors.

### 5. Code of Conduct

All Directors of the company are whole-time Directors of the holding company, RVNL. They have been following the Code of Conduct laid down by RVNL.

### 6. Committees of the Board of Directors

Audit committee, Remuneration committee etc. will be constituted as and when the need arises.

### 7. Annual General Meeting

The Company will hold its Sixth Annual General meeting in accordance with the provisions of section 96 of the Companies Act, 2013.

### 8. Means of Communication

All important information pertaining to the Company has been mentioned in the Annual Report of the Company containing inter-alia Audited Financial Statement, Directors' Report, Report on Corporate Governance which is being circulated to the members and others entitled thereto.

**Annexure-III**

**FORM NO. MGT 9**  
**EXTRACT OF ANNUAL RETURN**

as on financial year ended on 31.03.2018

Pursuant to Section 92 (3) of the Companies Act, 2013 and rule 12(1) of the Company (Management & Administration) Rules, 2014

**I REGISTRATION & OTHER DETAILS:**

|     |   |   |
|-----|---|---|
| i   | CIN   | U45204DL2012GOI239289   |
| ii  | Registration Date   | 25.07.2012  |
| iii | Name of the Company   | HIGH SPEED RAIL CORPORATION OF INDIA LIMITED  |
| iv  | Category/Sub-category of the Company  | GOVERNMENT COMPANY  |
| v   | "Address of the Registered office & contact details"                        | Room No.260,1st Floor, August Kranti Bhawan, Bhikaji Cama Place, R.K. Puram, New Delhi-110066 |
| vi  | Whether listed company  | Unlisted  |
| vii | Name , Address & contact details of the Registrar & Transfer Agent, if any. | N.A.  |

**II PRINCIPAL BUSINESS ACTIVITIES OF THE COMPANY**

All the business activities contributing 10% or more of the total turnover of the company shall be stated

| Sl. No. | Name & Description of main products/services   | NIC Code of the Product /service" | % to total turnover of the company |
|---------|--|-----------------------------------|------------------------------------|
| 1       | To enter into & carry on all business related to High Speed Rail systems & other rail based traffic as approved by Government of India | ---                               | 100%                               |

**III PARTICULARS OF HOLDING , SUBSIDIARY & ASSOCIATE COMPANIES**

| SI No | Name & Address of the Company | CIN/GLN               | HOLDING/ SUBSIDIARY/ ASSOCIATE | % OF SHARES HELD | APPLICABLE SECTION |
|-------|-------------------------------|-----------------------|--------------------------------|------------------|--------------------|
| 1.    | RAIL VIKAS NIGAM LIMITED      | U74999DL2003GOI118633 | HOLDING COMPANY                | 100%             | 2(46)              |

#### IV SHAREHOLDING PATTERN (Equity Share capital Break up as % to total Equity)

| Category of Shareholders  | No. of Shares held at the beginning of the year |          |       |                   | No. of Shares held at the end of the year |            |       |                   | % change during the year |
|---|---|----------|-------|-------------------|---|------------|-------|-------------------|--------------------------|
|   | Demat   | Physical | Total | % of Total Shares | Demat                                     | Physical   | Total | % of Total Shares |                          |
| <b>A. Promoters</b>   |   |          |       |                   |   |            |       |                   |                          |
| (1) Indian  |   | 0        | 0     | 0                 | 0   | 0          | 0     | 0                 |                          |
| a) Individual/HUF   |   |          |       |                   |   |            |       |                   |                          |
| b) Central Govt.or State Govt.  |   |          |       |                   |   |            |       |                   |                          |
| c) Bodies Corporates  |   | 107,411  |       | 100               |   | 107,411    |       | 100               | 0                        |
| d) Bank/Fl  |   |          |       |                   |   |            |       |                   |                          |
| e) Any other  |   |          |       |                   |   |            |       |                   |                          |
| <b>SUB TOTAL:(A) (1)</b>  |   |          |       |                   |   |            |       |                   |                          |
| <b>(2) Foreign</b>  |   |          |       |                   |   |            |       |                   |                          |
| a) NRI- Individuals   |   | 0        | 0     | 0                 | 0   | 0          | 0     | 0                 |                          |
| b) Other Individuals  |   | 0        | 0     | 0                 | 0   | 0          | 0     | 0                 |                          |
| c) Bodies Corp.   |   | 0        | 0     | 0                 | 0   | 0          | 0     | 0                 |                          |
| d) Banks/Fl   |   | 0        | 0     | 0                 | 0   | 0          | 0     | 0                 |                          |
| e) Any other...   |   | 0        | 0     | 0                 | 0   | 0          | 0     | 0                 |                          |
| <b>SUB TOTAL (A) (2)</b>  |   | 0        | 0     | 0                 | 0   | 0          | 0     | 0                 |                          |
| <b>Total Shareholding of Promoter (A) = (A)(1) + (A)(2)</b>                         |   | 107411   | -     | 100.00            | -   | 107,411    | -     | 100.00            |                          |
| <b>B. PUBLIC SHAREHOLDING</b>   |   |          |       |                   |   |            |       |                   |                          |
| <b>(1) Institutions</b>   |   | 0        | 0     | 0                 | 0   | 0          | 0     | 0                 |                          |
| a) Mutual Funds   |   | 0        | 0     | 0                 | 0   | 0          | 0     | 0                 |                          |
| b) Banks/Fl   |   | 0        | 0     | 0                 | 0   | 0          | 0     | 0                 |                          |
| C) Central govt   |   | 0        | 0     | 0                 | 0   | 0          | 0     | 0                 |                          |
| d) State Govt.  |   | 0        | 0     | 0                 | 0   | 0          | 0     | 0                 |                          |
| e) Venture Capital Fund   |   | 0        | 0     | 0                 | 0   | 0          | 0     | 0                 |                          |
| f) Insurance Companies  |   | 0        | 0     | 0                 | 0   | 0          | 0     | 0                 |                          |
| g) FIIS   |   | 0        | 0     | 0                 | 0   | 0          | 0     | 0                 |                          |
| h) Foreign Venture Capital Funds  |   | 0        | 0     | 0                 | 0   | 0          | 0     | 0                 |                          |
| i) Others (specify)   |   | 0        | 0     | 0                 | 0   | 0          | 0     | 0                 |                          |
| <b>SUB TOTAL (B)(1):</b>  |   | 0        | 0     | 0                 | 0   | 0          | 0     | 0                 |                          |
| <b>(2) Non Institutions</b>   |   |          |       |                   |   |            |       |                   |                          |
| a) Bodies corporates  |   | 0        | 0     | 0                 | 0   | 0          | 0     | 0                 |                          |
| i) Indian   |   | 0        |       |                   |   |            |       |                   |                          |
| ii) Overseas  |   | 0        |       |                   |   |            |       |                   |                          |
| b) Individuals  |   | 0        |       |                   |   |            |       |                   |                          |
| i) Individual shareholders holding nominal share capital upto Rs.1 lakhs            |   | 0        |       |                   |   |            |       |                   |                          |
| ii) Individuals shareholders holding nominal share capital in excess of Rs. 1 lakhs |   | 0        |       |                   |   |            |       |                   |                          |
| c) Others (specify)   |   | 0        |       |                   |   |            |       |                   |                          |
| <b>SUB TOTAL (B)(2):</b>  |   | 0        | 0     | 0                 | 0   | 0          | 0     | 0                 |                          |
| <b>Total Public Shareholding (B) = (B)(1) + (B)(2)</b>                              |   | 0        | 0     | 0                 | 0   | 0          | 0     | 0                 |                          |
| <b>C. Shares held by Custodian for GDRs &amp; ADRs</b>                              |   | 0        | 0     | 0                 | 0   | 0          | 0     | 0                 |                          |
| <b>Grand Total (A+B+C)</b>  |   | 107411   | -     | 100.00            | -   | 107,411.00 | -     | 100.00            | 0                        |

**(ii) SHARE HOLDING OF PROMOTERS**

| Sl. No. | Shareholders Name        | Shareholding at the beginning of the year (As on 01.04.2017) |                                  |  | Shareholding at the end of the year (As on 31.03.2018) |                                  |  | % change in share holding during the year |
|---------|--------------------------|--|----------------------------------|--|--|----------------------------------|--|---|
|         |                          | No of shares   | % of total shares of the company | % of shares pledged encumbered to total shares | No of shares   | % of total shares of the company | % of shares pledged encumbered to total shares |   |
| 1       | RAIL VIKAS NIGAM LIMITED | 107411   | 100                              | 0  | 107411   | 100                              | 0  | 0   |
|         | Total                    | 107411   | 100                              | 0  | 107411   | 100                              | 0  | 0   |

**(iii) CHANGE IN PROMOTERS' SHAREHOLDING ( SPECIFY IF THERE IS NO CHANGE)**

| Sl. No. |  | Share holding at the beginning of the Year (As on 01.04.2017) |                                  | Cumulative Share holding during the year (2017-18) |                                  |
|---------|--|---|----------------------------------|--|----------------------------------|
|         |  | No. of Shares   | % of total shares of the company | No of shares                                       | % of total shares of the company |
|         | At the beginning of the year (As on 01.04.2017)  | 107411  | 100                              | 107411   | 100                              |
|         | Date wise increase/decrease in Promoters Share holding during the year specifying the reasons for increase due to allotment. | 0   | 100                              | 0  | 0                                |
|         | At the end of the year (As on 31.03.2018)  | 107411  | 0                                | 107411   | 100                              |

**(iv) Shareholding Pattern of top ten Shareholders (other than Directors, Promoters & Holders of GDRs & ADRs)**

| Sl. No. | For Each of the Top 10 Shareholders  | Shareholding at the end of the year (as on 31.03.2018) |                                  | Cumulative Shareholding during the year (2017-18) |                                  |
|---------|--|--|----------------------------------|---|----------------------------------|
|         |  | No. of Shares  | % of total shares of the company | No of shares                                      | % of total shares of the company |
|         | At the beginning of the year (As on 01.04.2017)  | 0  | 0                                | 0   | 0                                |
|         | Date wise increase/decrease in Promoters Share holding during the year specifying the reasons for increase/decrease (e.g. allotment/transfer/bonus/sweat equity etc) | 0  | 0                                | 0   | 0                                |
|         | At the end of the year (As on 31.03.2018)  | 0  | 0                                | 0   | 0                                |

## V INDEBTEDNESS

Indebtedness of the Company including interest outstanding/accrued but not due for payment

|   | Unsecured Loans | Deposits | Total Indebtedness |
|---|-----------------|----------|--------------------|
| <b>Indebtness at the beginning of the financial year (As on 01.04.2017)</b> |                 |          |                    |
| i) Principal Amount   | -               | -        | -                  |
| ii) Interest due but not paid   |                 | -        |                    |
| iii) Interest accrued but not due   | -               | -        | -                  |
| <b>Total (i+ii+iii)</b>   | -               | -        | -                  |
| <b>Change in Indebtedness during the financial year</b>                     |                 |          |                    |
| Additions   | -               | -        | -                  |
| Reduction   | -               | -        | -                  |
| Net Change  |                 | -        | -                  |
| <b>Indebtedness at the end of the financial year (As on 31.03.2018)</b>     |                 |          |                    |
| i) Principal Amount   | -               | -        | -                  |
| ii) Interest due but not paid   | -               | -        | -                  |
| iii) Interest accrued but not due   | -               | -        | -                  |
| <b>Total (i+ii+iii)</b>   | -               | -        | -                  |

## VI REMUNERATION OF DIRECTORS AND KEY MANAGERIAL PERSONNEL

### A. Remuneration to Managing Director, Whole time director and/or Manager:

| Sl. No. | Particulars of Remuneration  | Name of the MD/WTD/Manager |
|---------|--|----------------------------|
| 1       | <b>Gross salary</b>  |                            |
|         | (a) Salary as per provisions contained in section 17(1) of the Income Tax. 1961. | -                          |
|         | (b) Value of perquisites u/s 17(2) of the Income tax Act, 1961                   | -                          |
|         | (c) Profits in lieu of salary under section 17(3) of the Income Tax Act, 1961    | -                          |
| 2       | Stock option   | -                          |
| 3       | Sweat Equity   | -                          |
| 4       | Commission   | -                          |
|         | as % of profit   | -                          |
|         | others (specify)   | -                          |
| 5       | Others, please specify   | -                          |
|         | <b>Total (A)</b>   | -                          |

**B. Remuneration to other directors:**

| Sl.No. | Particulars of Remuneration                    | Name of the Directors |   |              |
|--------|--|-----------------------|---|--------------|
| 1      | <b>Independent Directors</b>                   | -                     | - | Total Amount |
|        | (a) Fee for attending board committee meetings | 0                     | 0 | 0            |
|        | (b) Commission                                 | 0                     | 0 | 0            |
|        | (c ) Others, please specify                    | 0                     | 0 | 0            |
|        | <b>Total (1)</b>                               | 0                     | 0 | 0            |
| 2      | <b>Other Non Executive Directors</b>           | 0                     | 0 | 0            |
|        | (a) Fee for attending board committee meetings | 0                     | 0 | 0            |
|        | (b) Commission                                 | 0                     | 0 | 0            |
|        | (c ) Others, please specify.                   | 0                     | 0 | 0            |
|        | <b>Total (2)</b>                               | 0                     | 0 | 0            |
|        | <b>Total (B)=(1+2)</b>                         | 0                     | 0 | 0            |
|        | <b>Total Managerial Remuneration</b>           | 0                     | 0 | 0            |

**C. REMUNERATION TO KEY MANAGERIAL PERSONNEL OTHER THAN MD/MANAGER/WTD**

| Sl.No. | Particulars of Remuneration  | Key Managerial Personnel |                          |            |
|--------|--|--------------------------|--------------------------|------------|
| 1      | <b>Gross Salary</b>  | <b>CEO</b>               | <b>Company Secretary</b> | <b>CFO</b> |
|        | (a) Salary as per provisions contained in section 17(1) of the Income Tax Act, 1961. | 0                        | 0                        | 0          |
|        | (b) Value of perquisites u/s 17(2) of the Income Tax Act, 1961                       | 0                        | 0                        | 0          |
|        | (c ) Profits in lieu of salary under section 17(3) of the Income Tax Act, 1961       | 0                        | 0                        | 0          |
| 2      | Stock Option   | 0                        | 0                        | 0          |
| 3      | Sweat Equity   | 0                        | 0                        | 0          |
| 4      | Commission   | 0                        | 0                        | 0          |
|        | as % of profit   | 0                        | 0                        | 0          |
|        | others, specify  | 0                        | 0                        | 0          |
| 5      | Others, please specify   | 0                        | 0                        | 0          |
|        |  | 0                        | 0                        | 0          |
|        | <b>Total</b>   | 0                        | 0                        | 0          |

## VII PENALTIES/PUNISHMENT/COMPOUNDING OF OFFENCES

| Type                                | Section of the Companies Act | Brief Description | Details of Penalty/ Punishment/ Compounding fees imposed | Authority (RD/NCLT/ Court) | Appeal made if any (give details) |
|-------------------------------------|------------------------------|-------------------|--|----------------------------|-----------------------------------|
| <b>A. COMPANY</b>                   |                              |                   |  |                            |                                   |
| Penalty                             | NIL                          | NIL               | NIL  | NIL                        | NIL                               |
| Punishment                          | NIL                          | NIL               | NIL  | NIL                        | NIL                               |
| Compounding                         | NIL                          | NIL               | NIL  | NIL                        | NIL                               |
|                                     | NIL                          | NIL               | NIL  | NIL                        | NIL                               |
| <b>B. DIRECTORS</b>                 |                              |                   |  |                            |                                   |
| Penalty                             | NIL                          | NIL               | NIL  | NIL                        | NIL                               |
| Punishment                          | NIL                          | NIL               | NIL  | NIL                        | NIL                               |
| Compounding                         | NIL                          | NIL               | NIL  | NIL                        | NIL                               |
| <b>C. OTHER OFFICERS IN DEFAULT</b> |                              |                   |  |                            |                                   |
| Penalty                             | NIL                          | NIL               | NIL  | NIL                        | NIL                               |
| Punishment                          | NIL                          | NIL               | NIL  | NIL                        | NIL                               |
| Compounding                         | NIL                          | NIL               | NIL  | NIL                        | NIL                               |

## HIGH SPEED RAIL CORPORATION OF INDIA LIMITED

Balance Sheet as at 31st March 2018

(INR in Lakhs)

| PARTICULARS   | Note No. | As at 31st March 2018 | As at 31st March 2017 |
|---|----------|-----------------------|-----------------------|
| <b>I. ASSETS</b>  |          |                       |                       |
| <b>1 Non-current assets</b>                             |          |                       |                       |
| (a) Property, Plant and equipment                       | 3        | 0.10                  | 0.14                  |
|   |          | 0.10                  | 0.14                  |
| <b>2 Current assets</b>                                 |          |                       |                       |
| (a) Financial Assets                                    |          |                       |                       |
| (i) Cash and cash equivalents                           | 4        | 201.82                | 516.29                |
| (b) Other current assets                                | 5        | 0.43                  | 0.31                  |
| (c) Project work in Progress                            | 6        | -                     | 2,549.15              |
| (d) Current Tax Asset (Net)                             | 11       | 1.19                  | 0.40                  |
|   |          | 203.44                | 3,066.15              |
| <b>Total Assets</b>                                     |          | <b>203.54</b>         | <b>3,066.29</b>       |
| <b>II. EQUITY AND LIABILITIES</b>                       |          |                       |                       |
| <b>1 Equity</b>   |          |                       |                       |
| (a) Equity Share Capital                                | 7        | 10.74                 | 10.74                 |
| (b) Other Equity  | 8        | (6.25)                | (11.62)               |
|   |          | 4.49                  | (0.88)                |
| <b>Liabilities</b>                                      |          |                       |                       |
| <b>2 Non-current liabilities</b>                        |          |                       |                       |
| <b>3 Current liabilities</b>                            |          |                       |                       |
| (a) Financial Liabilities                               |          |                       |                       |
| (i) Other financial liabilities                         | 9        | 197.56                | 208.23                |
| (b) Other current liabilities                           | 10       | 1.49                  | 2,858.94              |
|   |          | 199.05                | 3,067.17              |
| <b>TOTAL Equity and Liabilities</b>                     |          | <b>203.54</b>         | <b>3,066.29</b>       |
| III. See accompanying notes to the financial statements |          |                       |                       |

As per our Report of even date attached

For and on behalf of Board of Directors

**For B.K. Gupta & Associates**

Chartered Accountants

FRN : 002128N

Sd/-

**B.K. Gupta**

Partner

M. No. 080753

Place : New Delhi

Date : 18/07/2018

Sd/-

**A. K. Choudhary**

Director

DIN:05166458

Sd/-

**Arun Kumar**

Director

DIN:02486535

## HIGH SPEED RAIL CORPORATION OF INDIA LIMITED

### Statement of Profit and Loss for the Period ended 31st March 2018

(INR in Lakhs)

| PARTICULARS  | Note No. | For the year ended 31st March 2018 | For the year ended 31st March 2017 |
|--|----------|------------------------------------|------------------------------------|
| I. Revenue from operation  | 12       | 4,079.84                           | -                                  |
| Other income   | 13       | 12.92                              | 21.35                              |
| <b>Total Income</b>  |          | <b>4,092.76</b>                    | <b>21.35</b>                       |
| II. <b>Expenses:</b>   |          |                                    |                                    |
| Expenses on operation  | 14       | 4,079.84                           | -                                  |
| Finance Cost   | 15       | 0.06                               | -                                  |
| Depreciation, amortization and impairment  | 16       | 0.04                               | 0.04                               |
| Other Expenses   | 17       | 4.94                               | 3.76                               |
| <b>Total Expenses</b>  |          | <b>4,084.88</b>                    | <b>3.80</b>                        |
| III <b>Profit/loss Before exceptional items and Tax (I-II)</b>   |          | <b>7.88</b>                        | <b>17.55</b>                       |
| IV Exceptional items   |          | -                                  | -                                  |
| V Profit/(Loss) before tax (III-IV)  |          | 7.88                               | 17.55                              |
| VI Tax expense:  |          |                                    |                                    |
| (1) Current tax  |          |                                    |                                    |
| - For the year   | 18       | 2.05                               | 4.44                               |
| - For earlier years (net)  | 18       | 0.46                               | -                                  |
| (2) Deferred tax (net)   |          | -                                  | -                                  |
| Total Tax Expense (VI)   |          | 2.51                               | 4.44                               |
| VII <b>Profit/(loss) for the period from continuing operation (V-VI)</b>   |          | <b>5.37</b>                        | <b>13.11</b>                       |
| VIII Profit/(loss) from discontinued operations  |          | -                                  | -                                  |
| IX Tax Expense of discontinued operations  |          | -                                  | -                                  |
| X Profit/(loss) from discontinued operations (after tax) (VIII-IX)   |          | -                                  | -                                  |
| XI <b>Profit/(loss) for the period (VII+X)</b>   |          | <b>5.37</b>                        | <b>13.11</b>                       |
| XII <b>Other Comprehensive Income</b>  |          |                                    |                                    |
| A. (i) Items that will not be reclassified to profit and loss  |          | -                                  | -                                  |
| (ii) Income Tax relating to Items that will not be reclassified to profit and loss   |          | -                                  | -                                  |
| B. (i) Items that will be reclassified to profit and loss  |          | -                                  | -                                  |
| (ii) Income Tax relating to Items that will be reclassified to profit and loss   |          | -                                  | -                                  |
| XIII <b>Total Comprehensive Income for the period (XI +XII)</b><br><b>(Comprehensive profit and other comprehensive income for the period)</b> |          | <b>5.37</b>                        | <b>13.11</b>                       |
| XIV Earnings Per Equity Share:<br>(For Continuing Operation)   |          |                                    |                                    |
| (1) Basic  | 19       | 5.00                               | 12.21                              |
| (2) Diluted  | 19       | 5.00                               | 12.21                              |
| XV Earnings Per Equity Share:<br>(For discontinuing Operation)   |          |                                    |                                    |
| (1) Basic  |          | -                                  | -                                  |
| (2) Diluted  |          | -                                  | -                                  |
| XIV Earnings Per Equity Share:<br>(For discontinued and continuing Operation)  |          |                                    |                                    |
| (1) Basic  | 19       | 5.00                               | 12.21                              |
| (2) Diluted  | 19       | 5.00                               | 12.21                              |

As per our Report of even date attached

For and on behalf of Board of Directors

**For B.K. Gupta & Associates**  
Chartered Accountants  
FRN : 002128N

Sd/-  
**B.K. Gupta**  
Partner  
M. No. 080753

Sd/-  
**A. K. Choudhary**  
Director  
DIN:05166458

Sd/-  
**Arun Kumar**  
Director  
DIN:02486535

**Place : New Delhi**  
**Date : 18/07/2018**

## HIGH SPEED RAIL CORPORATION OF INDIA LIMITED

### Statement of Cash Flow for the period ended on 31st March 2018

(INR in Lakhs)

| PARTICULARS   | Note No.         | For the year ended 31st March 2018 | For the year ended 31st March 2017 |
|---|------------------|------------------------------------|------------------------------------|
| <b>CASH FLOW FROM OPERATING ACTIVITIES</b>  |                  |                                    |                                    |
| Net Profit before taxation  |                  | 7.88                               | 17.55                              |
| Adjustment for :  |                  |                                    |                                    |
| Depreciation, amortization and impairment   |                  | 0.04                               | 0.04                               |
| Amortisation of premium on investment   |                  | -                                  | -                                  |
| Loss / (Profit) on sale of assets(net)  |                  | -                                  | -                                  |
| Interest Income   |                  | (12.92)                            | (21.35)                            |
| Provisions - (Additions - Write back) (Net)   |                  | -                                  | -                                  |
| Effect of Exchange differences on translation of Foreign Currency Cash & Cash Equivalents |                  | -                                  | -                                  |
| <b>Operating Profit before working capital changes</b>                                    | <b>(1)</b>       | <b>(5.00)</b>                      | <b>(3.76)</b>                      |
| Adjustment for :  |                  |                                    |                                    |
| Decrease / (Increase) in Trade Receivables/ Loans & Advances                              |                  | -                                  | -                                  |
| Decrease / (Increase) in Inventories  |                  | -                                  | -                                  |
| Decrease / (Increase) in Other Financial current Assets                                   |                  | 2,549.15                           | (888.35)                           |
| Decrease / (Increase) in Project Work in progress   |                  | (0.12)                             | (0.08)                             |
| Decrease / (Increase) in Other Current Assets   |                  | (10.67)                            | (7.52)                             |
| (Decrease) / Increase in Other Financial Liabilities                                      |                  | (2,857.45)                         | 1,232.05                           |
| (Decrease) / Increase in Other Liabilities & Provisions                                   |                  | (319.09)                           | 336.10                             |
| <b>Cash generated from operation</b>  | <b>(1+2)</b>     | <b>(324.09)</b>                    | <b>332.34</b>                      |
| Income Tax Paid (Net of refunds)  |                  | (3.30)                             | (5.59)                             |
| <b>NET CASH FROM OPERATING ACTIVITIES</b>   | <b>(A)</b>       | <b>(327.39)</b>                    | <b>326.75</b>                      |
| <b>CASH FLOW FROM INVESTING ACTIVITIES</b>  |                  |                                    |                                    |
| Purchase of Fixed Assets including Capital WIP  |                  | -                                  | -                                  |
| Interest Received   |                  | 12.92                              | 21.35                              |
| <b>NET CASH FROM INVESTING ACTIVITIES</b>   | <b>(B)</b>       | <b>12.92</b>                       | <b>21.35</b>                       |
| <b>CASH FLOW FROM FINANCING ACTIVITIES</b>  |                  |                                    |                                    |
| Dividend ( including Dividend Distribution Tax) paid                                      |                  | -                                  | -                                  |
| <b>NET CASH FROM FINANCING ACTIVITIES</b>   | <b>(C)</b>       | <b>-</b>                           | <b>-</b>                           |
| Effect of Exchange differences on translation of Foreign Currency Cash & Cash Equivalents | (D)              |                                    |                                    |
| <b>NET DECREASE IN CASH &amp; CASH EQUIVALENT</b>   | <b>(A+B+C+D)</b> | <b>(314.47)</b>                    | <b>348.12</b>                      |
| <b>CASH AND CASH EQUIVALENT (OPENING)</b>   | <b>(E)</b>       | <b>516.29</b>                      | <b>168.07</b>                      |
| Cash Balances   |                  | -                                  | -                                  |
| Balance with Banks  |                  | 516.29                             | 168.07                             |
| Imprest Account   |                  | 0.10                               | 0.10                               |
| Short term investments  |                  | -                                  | -                                  |
| <b>CASH AND CASH EQUIVALENT (CLOSING)</b>   | <b>(F)</b>       | <b>201.82</b>                      | <b>516.29</b>                      |
| Cash Balances   |                  | -                                  | -                                  |
| Balance with Banks  |                  | 201.72                             | 516.19                             |
| Short term investments  |                  | 0.10                               | 0.10                               |
| <b>NET DECREASE IN CASH &amp; CASH EQUIVALENT</b>   | <b>(F - E)</b>   | <b>(314.47)</b>                    | <b>348.12</b>                      |

Cash Flow Statement has been prepared under indirect method as set out in IND AS-7 (Cash Flow Statements)

As per our Report of even date attached

For and on behalf of Board of Directors

**For B.K. Gupta & Associates**  
Chartered Accountants  
FRN : 002128N

Sd/-  
**B.K. Gupta**  
Partner  
M. No. 080753

Sd/-  
**A. K. Choudhary**  
Director  
DIN:05166458

Sd/-  
**Arun Kumar**  
Director  
DIN:02486535

Place : New Delhi  
Date : 18/07/2018

## STATEMENT OF CHANGES IN EQUITY HIGH SPEED RAIL CORPORATION OF INDIA LIMITED

Statement of changes in equity for the period ended 31st March 2018

### A. Equity share capital

(INR in Lakhs)

| Particulars                                     | Number of Share<br>in Lakhs | Amount       |
|---|-----------------------------|--------------|
| <b>Balance at April 1, 2016</b>                 | <b>1.07</b>                 | <b>10.74</b> |
| Changes in equity share capital during the year |                             |              |
| Issue of equity shares capital during the year  | -                           | -            |
| <b>Balance at March 31, 2017</b>                | <b>1.07</b>                 | <b>10.74</b> |
| Changes in equity share capital during the year |                             |              |
| Issue of equity shares capital during the year  | -                           | -            |
| <b>Balance at March 31, 2018</b>                | <b>1.07</b>                 | <b>10.74</b> |

### B. Other Equity

(INR in Lakhs)

| Particulars   | Reserve & Surplus | Total          |
|---|-------------------|----------------|
|   | Retained Earnings |                |
| <b>Balance at April 1, 2016</b>                             | (24.64)           | (24.64)        |
| Changes in accounting policy or prior period errors         | -                 | -              |
| <b>Restated Balance at April 1, 2016</b>                    | <b>(24.64)</b>    | <b>(24.64)</b> |
| Profit for the year   | 13.11             | 13.11          |
| Other Comprehensive Income for the year (net of income tax) | -                 | -              |
| <b>Total Comprehensive Income for the year</b>              | <b>13.11</b>      | <b>13.11</b>   |
| Dividends paid  | -                 | -              |
| <b>Balance at March 31, 2017</b>                            | <b>(11.53)</b>    | <b>(11.53)</b> |
| Changes in accounting policy or prior period errors         | -                 | -              |
| <b>Restated Balance as at March 31, 2017</b>                | <b>(11.53)</b>    | <b>(11.53)</b> |
| Profit for the year   | 5.37              | 5.37           |
| Other Comprehensive Income for the year (net of income tax) | -                 | -              |
| <b>Total Comprehensive Income for the year</b>              | <b>5.37</b>       | <b>5.37</b>    |
| Dividends paid  | -                 | -              |
| <b>Balance at March 31, 2018</b>                            | <b>(6.16)</b>     | <b>(6.16)</b>  |

The accompanying notes are integral part of financial statements.

As per our Report of even date attached

For and on behalf of Board of Directors

**For B.K. Gupta & Associates**

Chartered Accountants

FRN : 002128N

Sd/-

**B.K. Gupta**

Partner

M. No. 080753

Place : New Delhi

Date : 18/07/2018

Sd/-

**A. K. Choudhary**

Director

DIN:05166458

Sd/-

**Arun Kumar**

Director

DIN:02486535

## **Notes- 1 & 2**

### **1. General Information**

High Speed Rail Corporation of India Limited is public limited company domiciled and was incorporated in India under the Provisions of the Company Act, 1956 on July 25, 2012 with the Object of carrying out Business related to Planning, designing, development, construction, manufacturing, assembling, fabricating, processing, installing, maintenance, operation, and financing of Railway Infrastructure and related logistic support systems, including rolling stock, of all types in India and abroad of High Speed Rail Projects and other rail based traffic, as may be approved by Government of India or Rail Vikas Nigam limited or any other such Competent Authority. The registered office of the company is located at 1st Floor August Kranti Bhawan, Bhikaji Cama Place, New Delhi- 110066, India.

### **2.1 Basis of Preparation**

#### **a) Statement of Compliance**

The financial statements as at and for the period ended March 31, 2018 have been prepared in accordance with Indian Accounting Standards (Ind-AS) notified under section 133 of the Companies Act, 2013 as companies (Indian Accounting Standards) Rules, 2015, Companies (Indian accounting standards) Amendment Rules 2016 and Companies (Indian accounting standards) Amendment Rules 2017

#### **b) Basis of Measurement**

The financial statements have been prepared on a historical cost convention and on an accrual basis, except for the following items that have been measured at fair value as required by relevant Ind AS: i. Certain financial assets and liabilities measured at fair value.

#### **c) Use of estimates and judgement**

##### **Primary Estimates**

The preparation of financial statements in conformity with Ind AS requires management to make judgments, estimates and assumptions that affect the application of accounting policies and the reported amounts of assets, liabilities, disclosure of contingent assets and liabilities at the date of financial statements and the reported amount of income and expenses. Examples of such estimates includes estimates of provision for doubtful debts, future obligations under employee retirement benefit plans and estimated useful life of property, plant and equipment. Actual results may differ from these estimates.

Estimates and underlying assumptions are reviewed on a periodic basis. Future results could differ due to changes in these estimates and difference between the actual result and the estimates are recognised in the period in which the results are known/ materialize. All financial information presented in Indian rupees and all values are rounded to the nearest lakhs except where otherwise stated.

#### **d) Cash flow statement**

Cash flows are reported using the indirect method, whereby profit / (loss) before tax is adjusted for the effects of transactions of non-cash nature and any deferrals or accruals of past or future cash receipts or payments. The cash flows from operating, investing and financing activities of the Company are segregated based on the available information.

For the purposes of the cash flow statement, cash and cash equivalents include cash in hand, cash at banks and demand deposits

with banks, net of outstanding bank overdrafts that are repayable on demand are considered part of the Company's cash management system.

#### **Amendment to Ind-AS 7:**

Effective April 1, 2017, the company adopted the amendment to Ind-AS 7, which require the entities to provide disclosures that enable users of financial statements to evaluate changes in liabilities arising from financing activities, including both changes arising from cash flows and non-cash changes, suggesting inclusion of a reconciliation between the opening and closing balances in the Balance Sheet for liabilities arising from financing activities, to meet the disclosure requirement. The adoption of amendment did not have any material effect on the financial statements.

#### **e) Functional and presentation currency**

Items included in the financial statements are measured using the currency of the primary economic environment in which the Company operates (Functional Currency). The financial statements are presented in Indian rupees, which is presentation currency of company.

#### **f) Property, plant and equipment**

1. Property, plant and equipment are measured at cost less accumulated depreciation and impairment losses, if any

Cost of asset includes the following

- i. Cost directly attributable to the acquisition of the assets
- ii. Present value of the estimated costs of dismantling & removing the items & restoring the site on which it is located if recognition criteria are met.

2. Cost of replacement, major inspection,

repair of significant parts are capitalized if the recognition criteria are met.

3- An item of property, plant and equipment is derecognised upon disposal or when no future economic benefits are expected to arise from continued use of assets. Any gain or loss arising on disposal or retirement of an item of property, plant and equipment is determined as the difference between the sale proceeds and the carrying amount of the asset and is recognised in statement of profit or loss.

g) **Intangible Assets** Intangible assets are recognized when it is probable that the future economic benefits that are attributable to the asset will flow to the enterprise and the cost of the asset can be measured reliably. Intangible assets are stated at historical cost less accumulated amortization and impairment loss, if any. Intangible assets comprise of license fees, other implementation costs for system software and other application software acquired for in-house use. The costs are capitalized in the year in which the relevant software is implemented for use. The cost of an intangible asset comprises its purchase price, including any import duties and other taxes, and any directly attributable expenditure on making the asset ready for its intended use."

#### **h) Depreciation**

(a) Depreciation on Property, plant and Equipment is provided on Straight Line basis (SLM) over the useful life of the assets as specified in Schedule II of the Companies Act, 2013.

(b) Each part of an item of Property, Plant and Equipment is depreciated separately if the cost of part is significant in relation to the total cost of the item and useful life of that

part is different from the useful life of remaining asset.

The estimated useful life of assets for current and comparative period of significant items of property plant and equipment are as follows:

Particulars Useful Life (years)

Office Equipments 5

- (c) Depreciation methods, useful lives and residual values are reviewed at each reporting date, with the effect of change in estimate accounted for on a prospective basis.

#### **i) Provisions**

Provision is recognised when:

- i) The Company has a present obligation as a result of a past event,
- ii) A probable outflow of resources is expected to settle the obligation and
- iii) A reliable estimate of the amount of the obligation can be made. Reimbursement of the expenditure required to settle a provision is recognised as per contract provisions or when it is virtually certain that reimbursement will be received. Provisions are reviewed at each Balance Sheet date.

Provision which expected to be settled beyond 12 months are measured at the present value by using pre-tax discount rate that reflects the risks specific to the liability. The increase in the provision due to the passage of time is recognized as interest expenses.

#### **j) Revenue Recognition**

- (a) Revenue is recognised to the extent that it is probable that the economic benefits will flow to the Company and the revenue can be reliably measured.

- (b) Other items of Income are accounted for as and when right to receive is established.

#### **k) Impairment of non-financial assets**

In accordance with Indian Accounting Standard-36 Impairment of Assets, the carrying amounts of Company's assets are reviewed at each Balance Sheet date to determine whether there is any indication of impairment. If any such indication exists, the asset's recoverable amount is estimated as the higher of the net selling price or the value in use. An impairment loss is recognized whenever the carrying amount of an asset or its cash generating unit exceeds its recoverable amount. On the basis of review, the management is of the opinion that the economic performance of Fixed Assets of the Company is not lower than expected and therefore there is no impairment of any assets as on the Balance Sheet date.

#### **l) Taxes**

##### **a) Current income tax**

- i. Taxes including current income-tax are computed using the applicable tax rates and tax laws.
- ii. The tax rates and tax laws used to compute the amount are those that are enacted or substantively enacted, at the reporting date in the countries where the company operates and generates taxable income.
- iii. Current income tax assets and liabilities for current and prior periods are measured at the amount expected to be recovered from or paid to the taxation authorities, liability for additional taxes if any, is provided / paid as and when assessments are completed.

- iv. Current tax related to OCI Item are recognized in Other Comprehensive Income (OCI).

**b) Deferred tax**

- i. Deferred income tax is recognized using balance sheet approach.
- ii. Deferred income tax assets and liabilities are recognized for temporary differences which is computed using the tax rates and tax laws that have been enacted or substantively enacted at the reporting date.
- iii. Deferred income tax asset are recognized to the extent that it is probable that taxable profit will be available against which the deductible temporary differences, and the carry forward of unused tax credits and unused tax losses can be utilized.
- iv. The carrying amount of deferred income tax assets is reviewed at each reporting date and reduced to the extent that it is no longer probable that sufficient taxable profit will be available to allow all or part of the deferred income tax asset to be utilized.
- v. Deferred tax related to OCI Item are recognized in Other Comprehensive Income (OCI).

**m) Earnings Per Share.**

In determining basic earnings per share, the company considers the net profit attributable to equity shareholders. The number of shares used in computing basic earnings per share is the weighted average number of shares outstanding during the period. In determining diluted earnings per share, the net profit attributable to equity shareholders and weighted average number of shares

outstanding during the period are adjusted for the effect of all dilutive potential equity shares.

**n) Contingent Liabilities and contingent Assets**

(a) Contingent Liabilities are disclosed in either of the following case

- i) A present obligation arising from a past event, when it is not probable that an outflow of resources will be required to settle the obligation; or
- ii) A reliable estimate of the present obligation cannot be made; or
- iii) A possible obligation, unless the probability of outflow of resource is remote.

(b) Contingent assets is disclosed where an inflow of economic benefits is probable.

(c) Contingent Liability and Provisions needed against Contingent Liability and Contingent Assets are reviewed at each Reporting date.

(d) Contingent Liability is net of estimated provisions considering possible outflow on settlement.

**o) Fair Value Measurement**

Company measures financial instruments at fair value at each reporting date. Fair value is the price that would be received to sell an asset or paid to transfer a liability in an orderly transaction between market participants at the measurement date. The fair value measurement is based on the presumption that the transaction to sell the asset or transfer the liability takes place either:

- in the principal market for the asset or liability, or
- In the absence of a principal market, in the

most advantageous market for the asset or liability. The principal or the most advantageous market must be accessible to the company. The fair value of an asset or a liability is measured using the assumptions that market participants would use when pricing the asset or liability, assuming that market participants act in their economic best interest. The company uses valuation techniques that are appropriate in the circumstances and for which sufficient data are available to measure fair value, maximizing the use of relevant observable inputs and minimizing the use of unobservable inputs."

**p) Financial instruments**

Initial recognition and measurement Financial Instruments recognized at its fair value plus or minus transaction costs that are directly attributable to the acquisition or issue of the financial instruments.

**a. Subsequent measurement**

Financial Assets financial assets are classified in following categories:

- a) At Amortised Cost
- b) Fair value through Other Comprehensive Income.
- c) Fair value through Profit and loss account.

**b. Debt instrument at Amortised Cost**

A financial asset shall be measured at amortised cost if both of the following conditions are met:

- (a) the financial asset is held within a business model whose objective is to hold financial assets in order to collect contractual cash flows and
- (b) The contractual terms of the financial asset give rise on specified dates to cash flows

that are solely payments of principal and interest on the principal amount outstanding. Financial assets measured at amortised cost using effective interest rate method less impairment if any. The EIR amortisation is included in finance income in the statement of profit and loss.

**c. Debt instrument at FVTOCI**

A 'debt instrument' is classified as at the FVTOCI if both of the following criteria are met:

- The objective of the business model is achieved both by collecting contractual cash flows and selling the financial assets, and
- The asset's contractual cash flows represent SPPI. Debt instruments included within the FVTOCI category are measured initially as well as at each reporting date at fair value. Fair value movements are recognized in the other comprehensive income (OCI). However, the company recognizes interest income, impairment losses & reversals and foreign exchange gain or loss in the P&L. On de-recognition of the asset, cumulative gain or loss previously recognised in OCI is reclassified from the equity to P&L. Interest earned is recognised using the EIR method.

**d. Debt instrument at FVTPL**

FVTPL is a residual category for financial Assets. Any financial assets, which does not meet the criteria for categorization as at amortized cost or as FVTOCI, is classified as at FVTPL. In addition, the company may elect to designate financial asset, which otherwise meets amortized cost or FVTOCI

criteria, as at FVTPL. If doing so reduces or eliminates a measurement or recognition inconsistency. The company has not designated any financial asset as at FVTPL. Financial assets included within the FVTPL category are measured at fair value with all changes recognized in the P&L.

#### **Financial liabilities**

##### **a) Financial liabilities at Amortised Cost**

Financial liabilities at amortised cost represented by trade and other payables, security deposits and retention money are initially recognized at fair value and subsequently carried at amortized cost using the effective interest rate method.

##### **b) Financial liabilities at FVTPL**

The company has not designated any financial liabilities at FVTPL.

#### **e. Derecognition**

##### **Financial Asset**

A financial asset (or, where applicable, a part of a financial asset or part of a group of similar financial assets) is derecognized only when the contractual rights to the cash flows from the asset expires or it transfers the financial assets and substantially all risks and rewards of the ownership of the asset. Financial Liability A financial liability is derecognised when the obligation under the liability is discharged or cancelled or expires. When an existing financial liability is replaced by another from the same lender on substantially different terms or the terms of an existing liability are substantially modified, such an exchange or modification is treated as a derecognition of the original liability and the

recognition of a new liability and the difference in the respective carrying amounts is recognised in the income statement.

#### **f. Impairment of financial assets**

Company applies expected credit loss (ECL) model for measurement and recognition of impairment loss. The Company follows 'simplified approach' for recognition of impairment loss allowance on trade receivable. The application of simplified approach does not require the Company to track changes in credit risk. Rather, it recognises impairment loss allowance based on lifetime ECLs at each reporting date, right from its initial recognition. Company assesses on a forward looking basis the expected credit losses associated with its assets carried at amortised cost and FVTOCI debt instruments. The impairment methodology applies on whether there has been significant increase in credit risk.

#### **g) Project Transfer**

##### **MoR Funded Projects through RVNL:**

PWIP of MoR funded projects are adjusted against fund received from MoR through RVNL. The amount of expenditure incurred on projects recognised during the period including opening balance of PWIP for MoR funded projects are being adjusted as at 30.06.2017 from the fund received from MoR through RVNL and from subsequent year adjustment will be carried out on annually basis.

#### **h) Standard issued but not yet effective for the Financial Year 2017-18**

- a) IND AS 115 Revenue from Contracts with Customers

MCA had notified IND AS 115 on Revenue from Contracts with Customers on dated March 28, 2018. The standard establishes a new five step model that will apply to revenue arising from Contracts with customers. Under IND AS 115, revenue is recognized at an amount that reflects the consideration to which an entity expects to be entitled in exchange for transferring goods or services to a customer. The principles in IND AS 115 provide a more structured approach to measuring and recognizing revenue. The new revenue standard is applicable to all entities and will

supersede all current revenue recognition requirements under IND AS. The effective date of IND AS 115 is annual periods beginning on or after 1st April 2018. The Company is required to adopt the standard by the Financial Year commencing 1st April 2018. The Company is currently evaluating the requirements of IND AS 115 and has not yet determined the impact on the financial statements.

- i) The Accounting policies that are currently not relevant to the company have not been disclosed. When such accounting policies become relevant, the same shall be disclosed.

**Note: - 3**

**Property, Plant and equipment**

(INR in Lakhs)

|   | Office Equipments | Total       |
|---|-------------------|-------------|
| <b><u>Cost or valuation</u></b>           |                   |             |
| At 1 April 2017                           | 0.22              | 0.22        |
| Additions                                 | -                 | -           |
| Disposals/Adjustments                     | -                 | -           |
| <b>At 31 March 2018</b>                   | <b>0.22</b>       | <b>0.22</b> |
| <b><u>Depreciation and impairment</u></b> |                   |             |
| At 1 April 2017                           | 0.08              | 0.08        |
| Depreciation charge for the year          | 0.04              | 0.04        |
| Depreciation on Camera                    | -                 | -           |
| Disposals/Adjustments                     | -                 | -           |
| <b>At 31 March 2018</b>                   | <b>0.12</b>       | <b>0.12</b> |
| <b><u>Net book value</u></b>              |                   |             |
| <b>At 31 March 2018</b>                   | <b>0.10</b>       | <b>0.10</b> |
| <b>At 31 March 2017</b>                   | <b>0.14</b>       | <b>0.14</b> |

**Note: - 4**

**Financial Assets**

**Cash and Cash equivalent**

(INR in Lakhs)

| Particulars                 | 31 March 2018 | 31 March 2017 |
|-----------------------------|---------------|---------------|
| <i>Balances with banks:</i> |               |               |
| – On Current accounts       | 10.98         | 13.70         |
| – Flexi Accounts            | 190.74        | 502.49        |
| Imprest Account             | 0.10          | 0.10          |
|                             | <b>201.82</b> | <b>516.29</b> |

**Note:- 5**

**Other current assets**

(INR in Lakhs)

| Particulars                        | 31 March 2018 | 31 March 2017 |
|------------------------------------|---------------|---------------|
| <b>i) Accrued Interest</b>         |               |               |
| Accrued Interest on Flexi deposits | 0.43          | 0.31          |
|                                    | <b>0.43</b>   | <b>0.31</b>   |

**Note:- 6**

**Project Work in Progress**

(INR in Lakhs)

| Particulars  | 31 March 2018   | 31 March 2017   |
|--|-----------------|-----------------|
| PPE (Incidental Expenses)  | 8.87            | 8.87            |
| Preliminary Project Expenditure                                      | 4,111.12        | 2,580.43        |
| <b>Less:</b>   |                 |                 |
| Sale of Tender   | (2.80)          | (2.80)          |
| Liquidated Damages   | (37.35)         | (37.35)         |
|  | <b>4,079.84</b> | <b>2,549.15</b> |
| <b>Less: Project Transferred to RVNL</b><br>[refer note. 12 (1) (a)] | 4,079.84        | -               |
|  | <b>-</b>        | <b>2,549.15</b> |

**Note:- 7**

**Equity Share capital**

(INR in Lakhs)

| Particulars   | 31 March 2018 | 31 March 2017 |
|---|---------------|---------------|
| <b>Authorised share capital</b>                       |               |               |
| March 31, 2018: 50,00,000 Equity share of ₹ 10 each   | 500.00        | 500.00        |
| (March 31, 2017: 50,00,000 Equity share of ₹ 10 each) | <b>500.00</b> | <b>500.00</b> |
| <b>Issued/Subscribed and Paid up Capital</b>          |               |               |
| March 31, 2018: 1,07,411 Equity share of ₹ 10 each    | 10.74         | 10.74         |
| (March 31, 2017: 1,07,411 Equity share of ₹ 10 each)  | <b>10.74</b>  | <b>10.74</b>  |

**Note 7.1**

**Reconciliation of the number of equity shares and share capital**

(INR in Lakhs)

| Particulars   | As at 31 March 2018 |              | As at 31 March 2017 |              |
|---|---------------------|--------------|---------------------|--------------|
|   | No of shares        | (Amount ₹)   | No of shares        | (Amount ₹)   |
| Issued/Subscribed and Paid up equity Capital outstanding at the beginning of the year | 1.07                | 10.74        | 1.07                | 10.74        |
| Add: Shares Issued during the year  | -                   | -            | -                   | -            |
| Issued/Subscribed and Paid up equity Capital outstanding at the end of the year       | <b>1.07</b>         | <b>10.74</b> | <b>1.07</b>         | <b>10.74</b> |

**Terms/Rights attached to Equity Shares**

The Company has only one class of equity shares referred to as equity shares having at par value of ₹10/-. Each holder of one equity share is entitled to one vote per share. In the event of liquidation of the company, the holders of equity shares shall be entitled to receive any of the remaining assets of the company, after distribution of all preferential amounts.

**Shares held by Holding Company**

The Company is a 100% Wholly Owned Subsidiary of Rail Vikas Nigam Limited (along with 6 Nominees of Holding Company). Rail Vikas Nigam Limited holds 1,07,405 shares & its Nominee holds 6 shares, Face value of share is ₹ 10 each.

**Details of shares held by shareholders holding more than 5% of the aggregate shares in the Company**

(INR in Lakhs)

| Particulars  | As at 31 March 2018 |                        | As at 31 March 2017 |                        |
|--|---------------------|------------------------|---------------------|------------------------|
|  | No of shares        | % holding in the class | No of shares        | % holding in the class |
| Rail Vikas Nigam Limited (along with 6 Nominees) -Holding Company (1,07,411 shares fully paid up @₹10/- per share) | 1.07                | 100.00%                | 1.07                | 100.00%                |
| <b>Total</b>   | <b>1.07</b>         | <b>100.00%</b>         | <b>1.07</b>         | <b>100.00%</b>         |

**Aggregate no. of equity shares issued as bonus, shares issued for consideration other than cash and shares bought back during the period of five years immediately preceeding the reporting date**

(INR in Lakhs)

| Particulars                            | As at 31 March 2017 | As at 31 March 2016 | As at 31 March 2015 | As at 31 March 2014 | As at 31 March 2013 |
|--|---------------------|---------------------|---------------------|---------------------|---------------------|
|  | Number              | Number              | Number              | Number              | Number              |
| Equity shares allotted other than cash | -                   | -                   | 0.57                | -                   | -                   |
| Equity shares issue as bonus           | -                   | -                   | -                   | -                   | -                   |
| <b>Total</b>                           | <b>-</b>            | <b>-</b>            | <b>0.57</b>         | <b>-</b>            | <b>-</b>            |

**Note: - 8**  
**Other Equity**

(INR in Lakhs)

| Particulars                         | 31 March 2018 | 31 March 2017 |
|-------------------------------------|---------------|---------------|
| <b><u>(a) Retained Earnings</u></b> |               |               |
| Opening Balance                     | (11.62)       | (24.64)       |
| Add: Profit/(Loss) for the period   | 5.37          | 13.02         |
| Closing Balance                     | (6.25)        | (11.62)       |

**Note: - 9**

**Financial Liability**

(INR in Lakhs)

| Particulars                          | 31 March 2018 | 31 March 2017 |
|--------------------------------------|---------------|---------------|
| <b>(i) Other Financial Liability</b> |               |               |
| Other Payables                       | 197.56        | 208.23        |
| <b>Total</b>                         | <b>197.56</b> | <b>208.23</b> |

**Note: - 10**

**Other current Liability**

(INR in Lakhs)

| Particulars   | 31 March 2018 | 31 March 2017   |
|---|---------------|-----------------|
| <b>i) Other Advances</b>  |               |                 |
| Advance from Ministry of Railways for Project feasibility study | 2,858.70      | 2,858.70        |
| <b>Less:</b>  |               |                 |
| Advance transferred to RVNL                                     | 2,858.70      | -               |
|   | -             | 2,858.70        |
| <b>ii) Others</b>   |               |                 |
| Statutory Liabilities   | -             | -               |
| TDS   | 0.29          | 0.24            |
| GST   | 1.20          |                 |
| <b>Total</b>  | <b>1.49</b>   | <b>2,858.94</b> |

**Note: - 11**

**Current Tax**

(INR in Lakhs)

| Particulars                  | 31 March 2018 | 31 March 2017 |
|------------------------------|---------------|---------------|
| <b>Current Tax Assets</b>    |               |               |
| Prepaid taxes                | 3.24          | 4.84          |
| <b>Total</b>                 | <b>3.24</b>   | <b>4.84</b>   |
| <b>Current Tax Liability</b> |               |               |
| Provision for current Tax    | 2.05          | 4.44          |
|                              | 1.19          | 0.40          |

**Note: - 12**

**Revenue from Operation**

(INR in Lakhs)

| Particulars                             | For the period ended<br>31st March 2018 | For the period ended<br>31st March 2017 |
|---|---|---|
| Revenue from transfer Projects to RVNL. | 4,079.84                                | -                                       |
|   | <b>4,079.84</b>                         | <b>-</b>                                |

**Note (1) : Operating Income:**

(a). Project expenditure amounting ₹ 4079.84 lakhs incurred on MoR funded projects through RVNL are transferred to RVNL and recognised as revenue.

(b). High Speed Rail Corporation of India Limited (HSRCL) is anticipating earnings on account of D & G charges from MoR through RVNL on transfer of Projects. Amount of D&G charges is yet to be approved by Railways Board (MoR). Hence, the revenue on account of D&G charges has not been recognised.

**Note: - 13**

**Other Income**

(INR in Lakhs)

| Particulars               | For the period ended<br>31st March 2018 | For the period ended<br>31st March 2017 |
|---------------------------|---|---|
| Interest on Flexi Account | 12.92                                   | 21.35                                   |
|                           | <b>12.92</b>                            | <b>21.35</b>                            |

**Note: - 14**

**Expenses on Operation**

(INR in Lakhs)

| Particulars                     | For the period ended<br>31st March 2018 | For the period ended<br>31st March 2017 |
|---------------------------------|---|---|
| Expense on transfer of Projects | 4,079.84                                | -                                       |
| <b>Total</b>                    | <b>-</b>                                | <b>-</b>                                |

**Note:-** Project expenditure amounting ₹ 4079.84 lakhs incurred on MoR funded projects through RVNL and recognised as expenditure.

**Note: - 15**

**Finance Cost**

(INR in Lakhs)

| Particulars                     | For the period ended<br>31st March 2018 | For the period ended<br>31st March 2017 |
|---------------------------------|---|---|
| Interest Expenses on Income tax | 0.06                                    | -                                       |
| <b>Total</b>                    | <b>0.06</b>                             | <b>-</b>                                |

**Note: - 16**

**Depreciation, amortization and impairment**

(INR in Lakhs)

| Particulars                  | For the period ended<br>31st March 2018 | For the period ended<br>31st March 2017 |
|------------------------------|---|---|
| Property Plant and equipment | 0.04                                    | 0.04                                    |
| <b>Total</b>                 | <b>0.04</b>                             | <b>0.04</b>                             |

**Note: - 17**

**Other Expenses**

(INR in Lakhs)

| Particulars                   | For the period ended<br>31st March 2018 | For the period ended<br>31st March 2017 |
|-------------------------------|---|---|
| Legal & Professional Fees     | 1.68                                    | 2.25                                    |
| Office Expenses               | 1.45                                    | -                                       |
| Payment to Auditors:          |   |   |
| As Auditors - Statutory Audit | 1.30                                    | 0.92                                    |
| Out of pocket Expenses        | 0.08                                    | -                                       |
| Bank charges                  | 0.01                                    | 0.01                                    |
| Website Maintenance charges   | 0.41                                    | 0.53                                    |
| ROC Fee Expenses              | 0.01                                    | 0.05                                    |
| <b>Total</b>                  | <b>4.94</b>                             | <b>3.76</b>                             |

**Note: - 18**

**Tax Expense**

(INR in Lakhs)

| Particulars   | 31 March 2018 | 31 March 2017 |
|---|---------------|---------------|
| <b>Current income tax:</b>  |               |               |
| Current income tax charge   | 2.05          | 4.44          |
| Adjustments in respect of current income tax of previous year         | 0.46          | -             |
| <b>Deferred tax:</b>  |               |               |
| Relating to origination and reversal of temporary differences         | -             | -             |
| <b>Income tax expense reported in the statement of profit or loss</b> | <b>2.51</b>   | <b>4.44</b>   |

**Reconciliation of tax expense and the accounting profit multiplied by India's domestic tax rate for period ended 31st March 2018**

(INR in Lakhs)

| Particulars  | 31 March 2018 | 31 March 2017 |
|--|---------------|---------------|
| Accounting profit before tax from continuing operations                    | 7.88          | 17.55         |
| Profit/(loss) before tax from a discontinued operation                     | -             | -             |
| <b>Accounting profit before income tax</b>                                 | <b>7.88</b>   | <b>17.55</b>  |
| At India's statutory income tax rate of 25.75% (31 March 2017: 29.87%)     | 2.02          | 5.24          |
| Adjustments in respect of current income tax of previous years             | 0.46          | 0.09          |
| Expenses deductible for Income Tax Purpose                                 | 0.01          | (0.81)        |
| Non-deductible expenses for tax purposes:                                  |               |               |
| Other non-deductible expenses  | 0.02          |               |
| <b>At the effective income tax rate of 33.64% (31 March 2017:- 25.79%)</b> | <b>2.51</b>   | <b>4.53</b>   |
| Income tax expense reported in the statement of profit and loss            | 2.51          | 4.53          |
| Income tax attributable to a discontinued operation                        | -             | -             |
|  | <b>2.51</b>   | <b>4.53</b>   |

**Note: - 19**

**Earnings per share (EPS)**

(INR in Lakhs)

| Particulars                  | Year ended<br>31st March 2018 | Year ended<br>31st March 2017 |
|------------------------------|-------------------------------|-------------------------------|
|                              | (₹ per share)                 |                               |
| <b>Basic EPS</b>             |                               |                               |
| From continuing operation    | 5.00                          | 12.21                         |
| From discontinuing operation | -                             | -                             |
| <b>Diluted EPS</b>           |                               |                               |
| From continuing operation    | 5.00                          | 12.21                         |
| From discontinuing operation | -                             | -                             |

**19.1 Basic Earning per Share**

Basic EPS amounts are calculated by dividing the profit for the period attributable to equity holders of the company by weighted average number of equity shares outstanding during the period

The earnings and weighted average number of equity shares used in calculation of basic earning per share:-

(INR in Lakhs)

| Particulars   | Year ended<br>31st March 2018 | Year ended<br>31st March 2017 |
|---|-------------------------------|-------------------------------|
| Profit attributable to equity holders of the company:                         |                               |                               |
| Continuing operations   | 5.37                          | 13.11                         |
| Discontinuing operations  |                               | -                             |
| Earnings used in calculation of Basic Earning Per Share                       | <b>5.37</b>                   | <b>13.11</b>                  |
| Weighted average number of shares for the purpose of basic earnings per share | 1.07                          | 1.07                          |

## 19.2 Diluted Earning per Share

The earnings and weighted average number of equity shares used in calculation of diluted earning per share:-

(INR in Lakhs)

| Particulars   | Year ended<br>31st March 2018 | Year ended<br>31st March 2017 |
|---|-------------------------------|-------------------------------|
| Profit attributable to equity holders of the company:                                   |                               |                               |
| Continuing operations   | 5.37                          | 13.11                         |
| Discontinuing operations  | -                             | -                             |
| Earnings used in calculation of diluted Earning<br>Per Share from continuing operations | <b>5.37</b>                   | <b>13.11</b>                  |

The weighted number of equity shares for the purpose of diluted earning per share reconciles to the weighted average number of equity shares used in calculation of basic earning per share as follows:

(INR in Lakhs)

| Particulars   | Year ended<br>31st March 2018 | Year ended<br>31st March 2017 |
|---|-------------------------------|-------------------------------|
| Weighted average number of Equity shares used in<br>calculation of basic earnings per share   | 1.07                          | 1.07                          |
| Effect of dilution:   |                               |                               |
| Share Options   | -                             | -                             |
| Weighted average number of Equity shares used in<br>calculation of diluted earnings per share | <b>1.07</b>                   | <b>1.07</b>                   |

### Note-20

#### Related Party Disclosures:

##### a) Parent Company

- (i) Rail Vikas Nigam Limited

##### b) Key Managerial personnel of the entity

- (i) Satish Chandra Agnihotri: Director
- (ii) Vijay Anand : Director
- (iii) Ashok Krishna Ganju : Director, upto 16th Nov'2017
- (iv) Gita Mishra: Director, upto 16th Nov'2017
- (v) Arun Kumar: Director
- (v) Ashok Kumar Choudhary: Director
- (vi) M.P.Singh: CEO & CTO (Coordination)

**c) Disclosure of transactions with related parties:**

(INR in Lakhs)

| Particulars                                | Transactions during the year 2017-18 | Transactions during the year 2016-17 | Particulars of contracts/ Arrangements                                     |
|--|--------------------------------------|--------------------------------------|--|
|  |                                      |                                      | Nature of Transaction  |
| Transactions with Rail Vikas Nigam Limited | -                                    | -481.71                              | Expenditure Incurred by RVNL on behalf of HSRC (Net)                       |
|  | -                                    | 0.24                                 | Expenditure Incurred by HSRCL on behalf of RVNL                            |
|  | 1356.83                              | 397.76                               | Advance received from RVNL (Net)   |
|  |                                      | 397.76                               | Advance for Project work received  |
|  | 2,858.70                             | -                                    | Advance received from MoR are transferred to RVNL.                         |
|  | 4,079.84                             | -                                    | Project expenditure incurred upto 31st March 2018 are transferred to RVNL. |

**d) Amount of outstanding balance**

(INR in Lakhs)

| Particulars              | Amount outstanding as on 31-03-18 | Amount outstanding as on 31-03-17 |
|--------------------------|-----------------------------------|-----------------------------------|
| Rail Vikas Nigam Limited | 194.84                            | 204.61                            |

The amount outstanding are unsecured and will be settled in cash. There have been no guarantees provided or received for any related party receivable or payable.

Sub-contract work have been received from Ministry of railways which has been made at the price prevailing in market.

**Note:- 21**
**Fair Value measurements**
**(i) Financial Instruments by Category**

(INR in Lakhs)

| Particulars               | 31 March 2018 |        |                | 31 March 2017 |        |                |
|---------------------------|---------------|--------|----------------|---------------|--------|----------------|
| Financial Assets          | FVTPL         | FVTOCI | Amortised Cost | FVTPL         | FVTOCI | Amortised Cost |
| Cash and Cash Equivalents |               |        | 201.82         |               |        | 516.29         |
| Total Financial Assets    |               |        | 201.82         | -             | -      | 516.29         |

| Particulars                        | 31 March 2018 |          |                | 31 March 2017 |          |                |
|------------------------------------|---------------|----------|----------------|---------------|----------|----------------|
| Financial Assets                   | FVTPL         | FVTOCI   | Amortised Cost | FVTPL         | FVTOCI   | Amortised Cost |
| Other Payables                     |               |          | 197.56         |               |          | 208.23         |
| <b>Total Financial Liabilities</b> | <b>-</b>      | <b>-</b> | <b>197.56</b>  | <b>-</b>      | <b>-</b> | <b>208.23</b>  |

**Financial risk management**

The Company's principal financial liabilities comprise other payables. The main purpose of these financial liabilities is to finance the company's operations. The Company's principal financial assets include cash. The Company's activities expose it to a variety of financial risks: market risk, credit risk and liquidity risk. Company has not hedged its Financial risks. All risks are Uncovered risk.

**Credit risk**

Credit risk is the risk of financial loss to the Company if a customer or counterparty to a financial instrument fails to meet its contractual obligations. Credit risk arises from cash held with banks and financial institutions. The maximum exposure to credit risk is equal to the carrying value of the financial assets. The objective of managing counterparty credit risk is to prevent losses in financial assets. The Company assesses the credit quality of the counterparties, taking into account their financial position, past experience and other factors.

**Liquidity risk**

Liquidity risk is the risk that the Company will not be able to meet its financial obligations as they become due. The Company manages its liquidity risk by ensuring, as far as possible, that it will always have sufficient liquidity to meet its liabilities when due.

The Company take care for liquidity, funding as well as settlement management. In addition, processes and policies related to such risks are overseen by senior management.

### **Financial instruments and cash deposits**

Credit risk from balances with banks and financial institutions is managed in accordance with the companies policy. Investment of surplus are made only with approved with counterparty on the basis of the financial quotes received from the counterparty.

#### **d) Liquidity risk**

Ultimate responsibility for liquidity risk management rest with the board of directors the company manages maintaining adequate banking facilities and reserves borrowing facilities by continuously monitoring forecast and actual cash flows and by matching the maturities of financial liabilities

### **Note 22: Approval of Financial Statements**

The financial statements were approved for issue by the Board of Directors on 18.07.2018



**B. K. GUPTA & ASSOCIATES**  
CHARTERED ACCOUNTANTS

G-73/301, 3rd Floor, Vikas Marg,  
Laxmi Nagar, Delhi-92  
Ph.: 011-22528147, 9811156211, 9811156211  
Fax: 011-22050104  
Email: bkguptafca@gmail.com

## INDEPENDENT AUDITORS' REPORT

To The Members Of  
High Speed Rail Corporation of India Limited

### Report on the Ind AS Financial Statements

We have audited the accompanying Ind AS financial statements of High Speed Rail Corporation of India Limited ("the Company"), which comprises the Balance Sheet as at 31st March, 2018, the Statement of Profit and Loss (including other comprehensive income), the Statement of Changes in Equity and the Statement of Cash Flows for the year then ended, and a summary of the significant accounting policies and other explanatory information (herein after referred to as "Ind AS financial statements").

### Management's Responsibility for the Ind AS Financial Statements

The Company's Board of Directors are responsible for the matters stated in Section 134(5) of the Companies Act, 2013 ("the Act") with respect to the preparation of these Ind AS financial statements that give a true and fair view of the financial position, financial performance including other comprehensive income, changes in equity and cash flows of the Company in accordance with the accounting principles generally accepted in India, including the Indian Accounting Standards (Ind AS) prescribed under Section 133 of the Act read with relevant rules issued there under.

This responsibility also includes maintenance of adequate accounting records in accordance with the provisions of the Act for safeguarding the assets of the Company and for preventing and detecting frauds and other irregularities; selection and application of appropriate accounting policies; making judgments and estimates that are reasonable and prudent; and design, implementation and maintenance of adequate internal financial controls, that were operating effectively for ensuring the accuracy and completeness of the accounting records, relevant to the preparation and presentation of the Ind AS financial statements that give a true and fair view and are free from material misstatement, whether due to fraud or error.

### Auditor's Responsibility

Our responsibility is to express an opinion on these Ind AS financial statements based on our audit.

In conducting our audit, we have taken into account the provisions of the Act, the accounting and auditing standards and matters which are required to be included in the audit report under the provisions of the Act and the Rules made there under and the order issued under section 143(11) of the Act.

We conducted our audit of the Ind AS financial statements in accordance with the Standards on Auditing specified under section 143(10) of the Act. Those Standards require that we comply with ethical requirements and plan and perform the audit to obtain reasonable assurance about whether the Ind AS financial statements are free from material misstatement.

An audit involves performing procedures to obtain audit evidence about the amounts and the disclosures in the Ind AS financial statements. The procedures selected depend on the auditor's judgment, including the assessment of the risks of material misstatement of the Ind AS financial statements, whether due to fraud or error. In making those risk assessments, the auditor considers internal financial control relevant to the Company's preparation of the Ind AS financial statements that give a true and fair view in order to design audit procedures that are appropriate in the circumstances. An audit also includes evaluating the appropriateness of accounting policies used and the reasonableness of the accounting estimates made by the Company's Directors, as well as evaluating the overall presentation of the Ind AS financial statements.

We believe that the audit evidence obtained by us is sufficient and appropriate to provide a basis for our audit opinion on the Ind AS financial statements.

### **Opinion**

In our opinion and to the best of our information and according to the explanations given to us, the aforesaid Ind AS financial statements give the information required by the Act in the manner so required and give a true and fair view in conformity with the accounting principles generally accepted in India, of the state of affairs of the Company as at March 31, 2018, and its profit, total comprehensive income, the changes in equity and its cash flows for the year ended on that date.

### **Report on Other Legal and Regulatory Requirements**

1. As required by the Companies (Auditor's Report) Order, 2016 ('The Order') issued by the Central Government in terms of section 143(11) of the Act, we give in the 'Annexure A' a statement on the matters specified in paragraphs 3 and 4 of the Order.
2. As required by Section 143(3) of the Act, based on our audit we report that :
  - (a) We have sought and obtained all the information and explanations which to the best of our knowledge and belief were necessary for the purposes of our audit.
  - (b) In our opinion, proper books of account as required by law have been kept by the Company so far as it appears from our examination of those books.
  - (c) The Balance Sheet, the Statement of Profit and Loss including Other Comprehensive Income, the Statement of Changes in Equity and the Statement of Cash Flows dealt with by this Report are in agreement with the relevant books of account.
  - (d) In our opinion, the aforesaid Ind AS financial statements comply with the Indian Accounting Standards prescribed under Section 133 of the Act, read with the Companies (Indian Accounting Standard) Rules 2015 as amended.

- (e) With respect to the adequacy of the internal financial controls over financial reporting of the Company and the operating effectiveness of such controls, refer to our separate report in 'Annexure B'. Our report expresses an unmodified opinion on the adequacy and operating effectiveness of the Company's internal financial controls over financial reporting.
- (f) With respect to the other matters to be included in Auditor's Report in accordance with Rule 11 of the Companies (Audit and Auditors) Rules 2014, as amended, in our opinion and to the best of our information and according to the explanations given to us:
- i The Company does not have any pending litigations which would impact its financial position;
  - ii The Company did not have any long-term contracts including derivative contracts for which there were any material foreseeable losses.
  - iii There were no amounts which were required to be transferred to the Investor Education and Protection fund by the Company.
3. As required by the directions issued by the Comptroller and Auditor General of India, in terms of sub-section(5) of section 143 of the Act, we give the compliance report in 'Annexure C'

**For B.K. Gupta & Associates**  
**Chartered Accountants**  
FRN: 002128N

**Sd/-**  
**CA B.K. Gupta**  
Partner  
M. No. : 080753  
Place: Delhi  
Date : 18.07.2018



**‘ANNEXURE A’ TO THE INDEPENDENT AUDITOR'S REPORT**  
**(Referred to in paragraph 1 under ‘Report on Other Legal and Regulatory Requirements’  
 section of our report of even date)**

Report on Companies (Auditor’s Report) Order, 2016 (‘the Order’) issued by the Central Government in terms of Section 143(11) of the Companies Act, 2013 (‘the Act’) of High Speed Rail Corporation of India Limited (‘the Company’)

- (i) In respect of the Company’s property, plant and equipment:
  - (a) The Company has maintained proper records showing full particulars, including quantitative details and situation of property, plant and equipment.
  - (b) The property, plant and equipment were physically verified during the year by the Management in accordance with a regular programme of verification which, in our opinion, provides for the physical verification of all the fixed assets at reasonable intervals. According to the information and explanations given to us, no material discrepancies were noticed on such verification.
  - (c) According to the information and explanations given to us and on the basis of our examination of the records of the Company, the Company doesn’t own any immovable property.
- (ii) The Company doesn’t have any inventory, thus paragraph (ii) of the Order is not applicable to the Company.
- (iii) According to the information and explanations given to us, the Company has not granted any loans, secured or unsecured, to Companies, firms Limited liability partnership or other parties covered in the register maintained under section 189 of the Act.
- (iv) The Company has not granted any loans, made investments or provide guarantees under section 185 and 186 of the Companies Act 2013, and hence reporting under this clause of the CARO is not applicable.
- (v) The Company has not accepted deposits during the year and does not have any unclaimed deposits as at March 31, 2018 and therefore, the provisions of the clause 3(v) of the Order is not applicable to the Company.
- (vi) Reporting under clause 3(vi) of the Order is not applicable as the Company’s business activities are not covered by the Companies (Cost Records and Audit) Rules, 2014.
- (vii) According to information and explanations given to us, in respect of statutory dues:
  - (a) The Company has generally been regular in depositing undisputed statutory dues including Provident Fund, Employees’ State Insurance, Income Tax, Sales Tax, Goods & Service Tax, Service Tax, Value Added Tax, duty of Customs, duty of Excise, Cess and other material statutory dues applicable to it with the appropriate authorities.

- (b) There were no undisputed amounts payable in respect of Provident Fund, Employees' State Insurance, Income Tax, Sales Tax, Service Tax, Value Added Tax, Goods & Service Tax, duty of Customs, duty of Excise, Cess and other material statutory dues in arrears as at March 31, 2018 for a period of more than six months from the date they became payable.
- (viii) The Company does not have any loans or borrowings from any financial institution, banks, government or debenture holders during the year. Accordingly, paragraph 3(viii) of the Order is not applicable.
- (ix) The Company has not raised moneys by way of initial public offer or further public offer (including debt instruments) or term Loans and hence reporting under clause 3(ix) of the Order is not applicable.
- (x) To the best of our knowledge and according to the information and explanations given to us, no fraud by the Company and no material fraud on the Company by its officers or employees has been noticed or reported during the year.
- (xi) In our opinion Section 197 of the Companies Act 2013, is not applicable to the government companies. Hence paragraph 3(xi) of the Order is not applicable.
- (xii) The Company is not a Nidhi Company and hence reporting under clause 3(xii) of the Order is not applicable.
- (xiii) In our opinion and according to the information and explanations given to us the Company is in compliance with sections 177 and 188 of the Act, where applicable, for all transactions with related parties and details of related party transactions have been disclosed in the Ind AS financial statements as required by the applicable accounting standards.
- (xiv) During the year, the Company has not made any preferential allotment or private placement of shares or fully or partly convertible debentures and hence reporting under clause 3(xiv) of the Order is not applicable to the Company.
- (xv) In our opinion and according to the information and explanations given to us, the Company has not entered into any non-cash transactions with its Directors or persons connected to its Directors and hence provisions of section 192 of the Act are not applicable.
- (xvi) The Company is not required to be registered under section 45-I of the Reserve Bank of India Act, 1934.

**For B.K. Gupta & Associates**

**Chartered Accountants**

FRN: 002128N

**Sd/-**

**CA B.K. Gupta**

Partner

M. No. : 080753

Place: Delhi

Date : 18.07.2018



## **‘ANNEXURE B’ TO THE INDEPENDENT AUDITOR'S REPORT**

**(Referred to in paragraph 2 (e) under ‘Report on Other Legal and Regulatory Requirements’ section of our report of even date)**

### **Report on the Internal Financial Controls under Clause (i) of Sub-section 3 of Section 143 of the Companies Act, 2013 (“the Act”) of High Speed Rail Corporation of India Limited**

We have audited the internal financial controls over financial reporting of **HIGH SPEED RAIL CORPORATION OF INDIA LIMITED** (“the Company”), as of March 31, 2018 in conjunction with our audit of the Ind AS financial statements of the Company for the year ended as at on that date.

#### **Management’s Responsibility for Internal Financial Controls**

The Company’s management is responsible for establishing and maintaining internal financial controls based on the internal control over financial reporting criteria established by the Company considering the essential components of internal control stated in the Guidance Note on Audit of Internal Financial Controls Over Financial Reporting issued by the Institute of Chartered Accountants of India (‘Guidance Note’). These responsibilities include the design, implementation and maintenance of adequate internal financial controls that were operating effectively for ensuring the orderly and efficient conduct of its business, including adherence to company’s policies, the safeguarding of its assets, the prevention and detection of frauds and errors, the accuracy and completeness of the accounting records, and the timely preparation of reliable financial information, as required under the Companies Act 2013.

#### **Auditors’ Responsibility**

Our responsibility is to express an opinion on the Company's internal financial controls over financial reporting based on our audit.

We conducted our audit in accordance with the Guidance Note on Audit of Internal Financial Controls over Financial Reporting (the “Guidance Note”) and the Standards on auditing, issued by ICAI and deemed to be prescribed under section 143(10) of the Act, 2013, to the extent applicable to an audit of internal financial controls, both applicable to an audit of Internal Financial Controls and, both issued by the Institute of Chartered Accountants of India. Those Standards and the guidance Note require that we comply with ethical requirements and plan and perform the audit to obtain reasonable assurance about whether adequate internal financial controls over financial reporting was established and maintained and if such controls operated effectively in all material respects.

Our audit involves performing procedures to obtain audit evidence about the adequacy of the internal financial controls system over financial reporting and their operating effectiveness. Our audit of internal financial controls over financial reporting included obtaining an understanding of internal financial controls over financial reporting, assessing the risk that a material weakness exists, and testing and evaluating the design and operating effectiveness of internal control based on the assessed risk. The procedures selected depend on the auditor’s judgement, including the assessment of the risks of material misstatement of the Ind AS financial statements, whether due to fraud or error.

We believe that the audit evidence we have obtained is sufficient and appropriate to provide a basis for our audit opinion on the Company's internal financial controls system over financial reporting.

### **Meaning of Internal Financial Controls Over Financial Reporting**

A company's internal financial control over financial reporting is a process designed to provide reasonable assurance regarding the reliability of financial reporting and the preparation of financial statements for external purposes in accordance with generally accepted accounting principles. A company's internal financial control over financial reporting includes those policies and procedures that (1) pertain to the maintenance of records that, in reasonable detail, accurately and fairly reflect the transactions and dispositions of the assets of the company; (2) provide reasonable assurance that transactions are recorded as necessary to permit preparation of financial statements in accordance with generally accepted accounting principles, and that receipts and expenditures of the company are being made only in accordance with authorisations of management and directors of the company; and (3) provide reasonable assurance regarding prevention or timely detection of unauthorised acquisition, use, or disposition of the company's assets that could have a material effect on the financial statements.

### **Inherent Limitations of Internal Financial Controls Over Financial Reporting**

Because of the inherent limitations of internal financial controls over financial reporting, including the possibility of collusion or improper management override of controls, material misstatements due to error or fraud may occur and not be detected. Also, projections of any evaluation of the internal financial controls over financial reporting to future periods are subject to the risk that the internal financial control over financial reporting may become inadequate because of changes in conditions, or that the degree of compliance with the policies or procedures may deteriorate.

### **Opinion**

In our opinion, to the best of our information and according to the explanations given to us, the Company has, in all material respects, an adequate internal financial controls system over financial reporting and such internal financial controls over financial reporting were operating effectively as at March 31, 2018, based on the internal control over financial reporting criteria established by the Company considering the essential components of internal control stated in the Guidance Note on Audit of Internal Financial Control over financial reporting issued by the ICAI.

**For B.K. Gupta & Associates**

**Chartered Accountants**

FRN: 002128N

**Sd/-**

**CA B.K. Gupta**

Partner

M. No. : 080753

Place: Delhi

Date : 18.07.2018



**B. K. GUPTA & ASSOCIATES**  
 CHARTERED ACCOUNTANTS

## **‘ANNEXURE C’ TO THE INDEPENDENT AUDITOR'S REPORT**

Annexure to the Independent Auditor’s Report referred in paragraph 3 of our report of even date relating to the directions issued by Comptroller and Auditor General of India, in terms of sub-section (5) of section 143 of the Act on the financial statements of High Speed Rail Corporation Limited (HRCL) for the year ended 31st March 2018

| <b>S.NO.</b> | <b>CAG’s Directions</b>  | <b>Our Report</b>  | <b>Action taken thereon</b> | <b>Impact on Accounts and Financial Accounts of the Company</b> |
|--------------|--|--|-----------------------------|---|
| 1.           | Whether the company has clear title/lease deeds for freehold and leasehold land respectively? If not please state the area of freehold and leasehold land for which title/lease deeds are not available. | NA   | No action required          | NIL   |
| 2.           | Whether there are any cases of waiver/write off of debts/ loans/ interest etc., if yes, the reasons therefore and the amount involved.   | No, There is no such case in the financial year 2017-2018. | No action required          | NIL   |
| 3.           | Whether proper records are maintained for inventories lying with third parties & assets received as gift/grant(s) from Government or other authorities.  | NA   | No action required          | NIL   |

**For B.K. Gupta & Associates**  
**Chartered Accountants**  
 FRN: 002128N

**Sd/-**  
**CA B.K. Gupta**  
 Partner  
 M. No. : 080753  
 Place: Delhi  
 Date : 18.07.2018



CONFIDENTIAL/गोपनीय



सत्यमेव जयते

**भारतीय लेखा एवम् लेखा परीक्षा विभाग**  
**प्रधान निदेशक लेखा परीक्षक, रेलवे-वाणिज्यिक का कार्यालय**  
**तिलक ब्रिज (काफमो परिसर), नई दिल्ली-110002**  
INDIAN AUDIT AND ACCOUNTS DEPARTMENT  
OFFICE OF THE PRINCIPAL DIRECTOR OF AUDIT  
RLY-COMMERCIAL,  
TILAK BRIDGE (COFMOW PREMISES), NEW DELHI-110002

No. PDA RC/RPSU/13-23/HSRCL/2018-19/81

Dated: 31.08.2018

सेवा में

प्रबंध निदेशक,  
हाई स्पीड रेल कार्पोरेशन ऑफ इंडिया लिमिटेड,  
नई दिल्ली

विषय:

31 मार्च 2018 को समाप्त वर्ष के लिए हाई स्पीड रेल कार्पोरेशन ऑफ इंडिया लिमिटेड के वित्तीय विवरणों पर कंपनी अधिनियम 2013 की धारा 143(6)(b) के अन्तर्गत भारत के नियंत्रक एवं महालेखापरीक्षक की टिप्पणियां।

महोदय,

मैं, हाई स्पीड रेल कार्पोरेशन ऑफ इंडिया लिमिटेड के 31 मार्च 2018 को समाप्त वर्ष के वित्तीय विवरणों पर कंपनी अधिनियम 2013 की धारा 143(6) (b) के अंतर्गत भारत के नियंत्रक-महालेखापरीक्षक की टिप्पणियां अंग्रेषित कर रहा हूं।

कृपया इस पत्र की संलग्नकों सहित प्राप्ति की पावती भेजी जाए।

संलग्न: यथोपरि।

भवदीय,

वि. आर. मंडल  
31/8/2018

(बी आर मंडल)  
प्रधाननिदेशक/आर.सी.

**COMMENTS OF THE COMPTROLLER AND AUDITOR GENERAL OF INDIA UNDER SECTION 143(6) (b) OF THE COMPANIES ACT, 2013 ON THE FINANCIAL STATEMENTS OF HIGH SPEED RAIL CORPORATION OF INDIA LIMITED FOR THE YEAR ENDED 31 MARCH 2018.**

The preparation of financial statements of **HIGH SPEED RAIL CORPORATION OF INDIA LIMITED** for the period ended 31 March 2018 in accordance with the financial reporting framework prescribed under the Companies Act, 2013 is the responsibility of the management of the company. The Statutory Auditors appointed by the Comptroller and Auditor General of India under Section 139(5) of the Act are responsible for expressing opinion on the financial statements under Section 143 of the Act based on independent audit in accordance with the standards on auditing prescribed under section 143(10) of the Act. This is stated to have been done by them vide their Audit Report dated 18.07.2018.

I, on behalf of the Comptroller and Auditor General of India, have conducted a supplementary audit of the financial statements of **HIGH SPEED RAIL CORPORATION OF INDIA LIMITED** for the period ended 31 March 2018 under section 143(6)(a) of the Act. This supplementary audit has been carried out independently without access to the working papers of the statutory auditors and is limited primarily to inquiries of the statutory auditors and company personnel and a selective examination of some of the accounting records.

On the basis of my supplementary audit nothing significant has come to my knowledge which would give rise to any comment upon or supplement to statutory auditors' report under section 143(6)(b) of the Act.

For and on the behalf of the  
Comptroller & Auditor General of India



**(B.R. Mondal)**  
**Principal Director of Audit**  
**Railway Commercial, New Delhi**

Place: New Delhi  
Dated: 31<sup>st</sup> August, 2018

Blank lined paper with a large, faint, light gray watermark reading "R" and "V" diagonally across the page.

Blank lined paper with a large, faint, light gray watermark reading "R" and "V" diagonally across the page.

## NOTE

Blank lined paper for notes.

RVNL



रेल विकास निगम लिमिटेड  
***Rail Vikas Nigam Limited***  
(A Government of India Enterprise)

---

1<sup>st</sup> Floor, August Kranti Bhawan, Bhikaji Cama Place, New Delhi - 110066  
Tel.: +91-26738299, Fax: +91-11-26182957, Website: [www.rvnl.org](http://www.rvnl.org)