



Investor Presentation

February 2015

Disclaimer



By attending the meeting where this presentation is made, or by reading the presentation materials, you agree to be bound by the following limitations:

The information in this presentation has been prepared by Bharti Infratel Limited (the "Company") for use in presentations by the Company at investor meetings and does not constitute a recommendation regarding the securities of the Company.

No representation or warranty, express or implied, is made as to, and no reliance should be placed on, the fairness, accuracy, completeness or correctness of the information, or opinions contained herein. Neither the Company nor any of its advisors or representatives shall have any responsibility or liability whatsoever (for negligence or otherwise) for any loss howsoever arising from any use of this presentation or its contents or otherwise arising in connection with this presentation. The information set out herein may be subject to updating, completion, revision, verification and amendment and such information may change materially. Neither the Company nor any of its advisors or representatives is under any obligation to update or keep current the information contained herein.

The information communicated in this presentation contains certain statements that are or may be forward looking. These statements typically contain words such as "will", "expects" and "anticipates" and words of similar import. By their nature forward looking statements involve risk and uncertainty because they relate to events and depend on circumstances that will occur in the future. Any investment in securities issued by the Company will also involve certain risks. There may be additional material risks that are currently not considered to be material or of which the Company and its advisors or representatives are unaware. Against the background of these uncertainties, readers should not unduly rely on these forward-looking statements. The Company, its advisors and representatives assume no responsibility to update forward-looking statements or to adapt them to future events or developments.

This presentation has been prepared for informational purposes only. This presentation does not constitute a prospectus under the (Indian) Companies Act, 1956 and will not be registered with any registrar of companies. Furthermore, this presentation is not and should not be construed as an offer or a solicitation of an offer to buy securities for sale in the India.

This presentation and the information contained herein does not constitute or form part of any offer for sale or subscription of or solicitation or invitation of any offer to buy or subscribe for any securities of the Company, nor should it or any part of it form the basis of, or be relied on in connection with, any contract or commitment whatsoever. The securities of the Company have not been and will not be registered under the U.S. Securities Act of 1933, as amended (the "Securities Act"), and may not be offered, sold or delivered within the United States or to U.S. persons absent from registration under or an applicable exemption from the registration requirements of the United States securities laws. This presentation and the information contained herein is being furnished to you solely for your information and may not be reproduced or redistributed to any other person, in whole or in part. In particular, neither the information contained in this presentation nor any copy hereof may be, directly or indirectly, taken or transmitted into or distributed in the U.S., Canada, Australia, Japan or any other jurisdiction which prohibits the same except in compliance with applicable securities laws. Any failure to comply with this restriction may constitute a violation of the United States or other national securities laws. No money, securities or other consideration is being solicited, and, if sent in response to this presentation or the information contained herein, will not be accepted.

By reviewing this presentation, you are deemed to have represented and agreed that you and any person you represent are either (a) a qualified institutional buyer (within the meaning of Regulation 144A under the Securities Act) and a qualified purchaser (within the meaning of the U.S. Investment Company Act of 1940, as amended), or (b) not a U.S. person (as defined in Regulation S under the Securities Act) and are outside of the United States and not acting for the account or benefit of a U.S. person.

Table of Contents



Company Overview

Industry Overview

Business Model Strengths

In Summary



Company Overview

Bharti Infratel – Who We Are?



A Leading Tower Infrastructure Operator

Pan India Presence across all 22 Telecommunications Circles

Indus Towers – JV between Bharti Infratel, Vodafone and Aditya Birla Telecom

Top 3 Operators – Anchor Customers & Relationships with all other Operators

Marquee promoter and investors

Performance at a Glance



85,064 towers and 178,748 co-locations⁽¹⁾

36,747 towers of Bharti Infratel and 48,317 towers from 42% stake in Indus ⁽¹⁾

FY14 Consolidated Revenue of **US\$1,750m**

Q3 FY15 Consolidated Revenue of **US\$477m**

FY14 Consolidated EBITDA of **US\$713m⁽²⁾** and Q3 FY15 Consolidated EBITDA of **US\$206m**

FY14 EBITDA Margin⁽³⁾ of **40.7%** and Q3 FY15 EBITDA Margin of **43.3%**

FY14 Profit after Tax of **US\$245m** and Q3 FY15 Profit after Tax of **US\$82m**

FY14 Profit Margin of **14.0%⁽⁴⁾** and Q3 FY15 Profit Margin of **17.2%**

Q3 FY15 Net Cash of **US\$638m**

FY14 Consolidated Operating free cash flow⁽⁵⁾ of **US\$428m** and Q3 FY15 consolidated Operating free cash flow of **US\$109m**

Exchange Rate Used: US\$1 = 61.87 as on 30th Jan, 2015

Note: Financials for Bharti Infratel for year ending March 31, 2014 and quarter ending Dec 31, 2014

(1) As of Dec 31, 2014

(2) Includes pass through costs

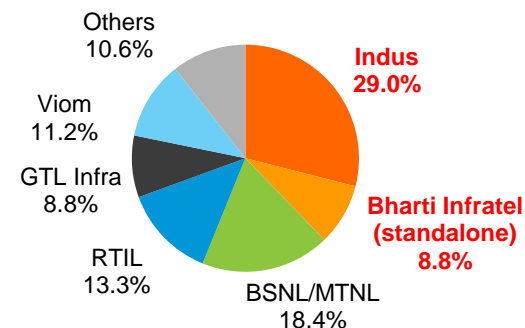
(3) EBITDA for Bharti Infratel has been calculated using revenue less pass through costs and excluding Other Income

(4) Profit margin calculated as PAT divided by Rental Revenue & pass through costs

(5) Calculated as EBITDA less Capex adjusted for RE and LRE

Market share in terms of installed tower base, FY12

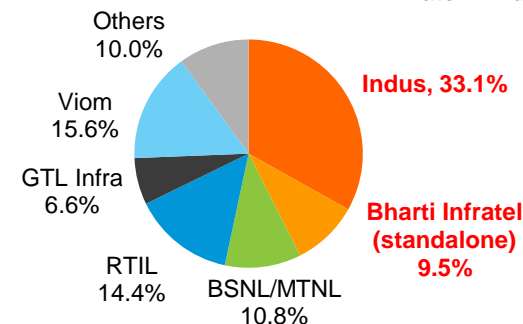
Infratel + Indus⁽¹⁾ : 37.8%



Total no. of towers = 376,000

Market share in terms of co-locations, FY12

Infratel + Indus⁽¹⁾ : 42.5%



Total co-locations BTS = 640,000

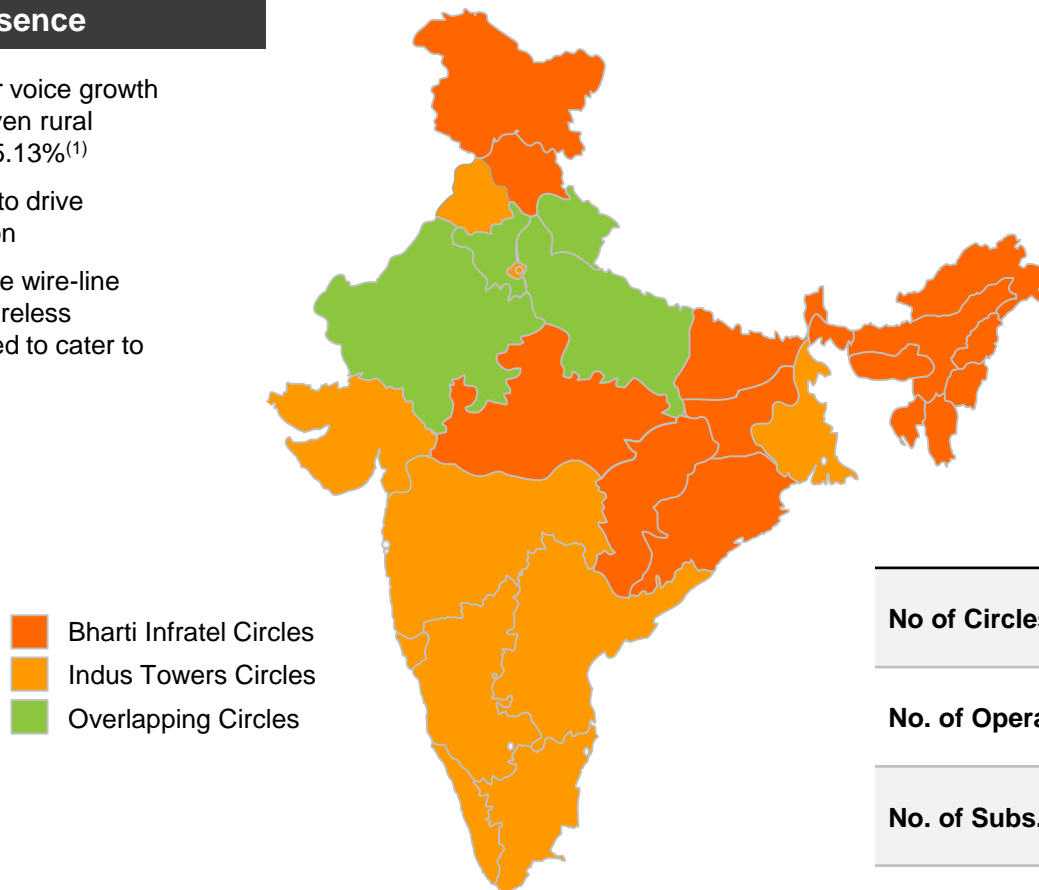
Source for Market Share: Analysys Mason, March 2012

Pan India Footprint : Leading Positions Across India



Pan India presence

- Opportunities for voice growth in rural areas given rural penetration of 45.13%⁽¹⁾
- 3G/4G services to drive data consumption
- Given inadequate wire-line infrastructure, wireless services expected to cater to new demand



	Bharti Infratel Circles	Indus Towers Circles	Overlapping Circles
No of Circles	7	11	4
No. of Operators ⁽²⁾	6 - 10	8 - 10	8 - 10
No. of Subs. (m) ⁽²⁾	176.2	504.4	192.8
Teledensity (%) ⁽²⁾	68.6%	104.6%	68.2%

In the computation of wireless teledensity, following assumptions have been made:

A. Since only UP state teledensity was available, it was assumed to be the same between UP(E) and UP(W); B. Since teledensity was reported for West Bengal including Kolkata, the same teledensity was assumed for both circles; C. Since teledensity was reported for Maharashtra including Mumbai, the same teledensity was assumed for both circles; D. Delhi includes Ghaziabad, Noida, Gurgaon and Faridabad; E. Operator refers to wireless operators providing service as of 31 Mar 2012; F. No. of SIMs refers to wireless subscribers

(1) Source: Wireless Penetration as per TRAI as of Nov 30, 2014

(2) Source: TRAI as of Nov 30, 2014

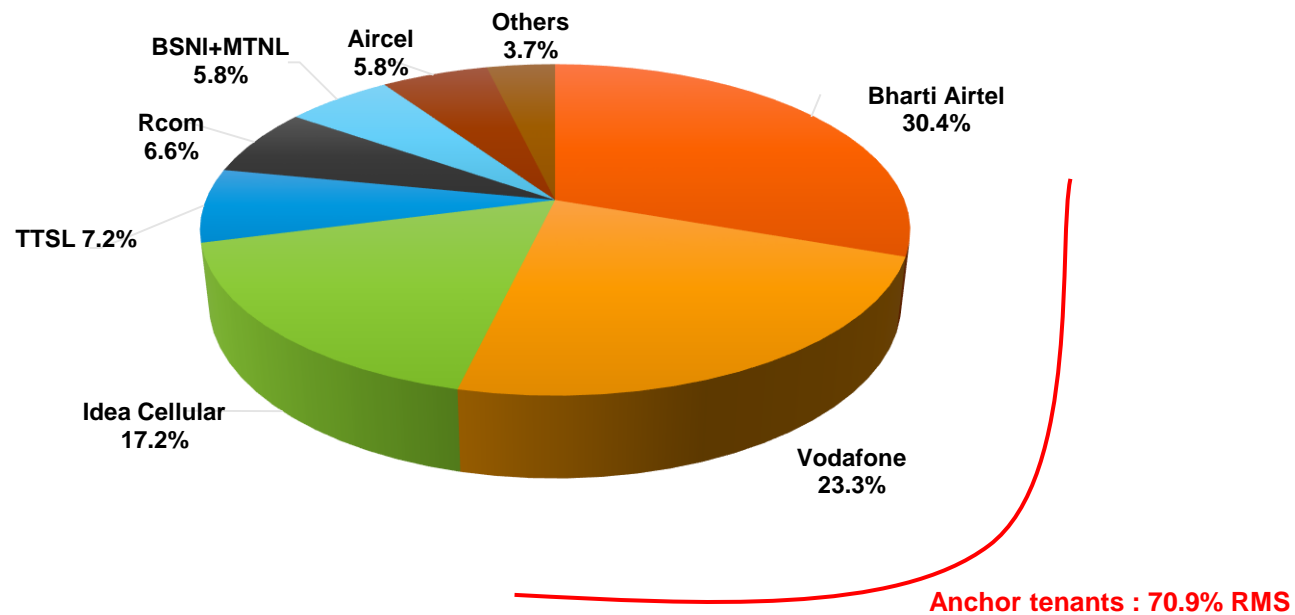


Industry Overview



Market Concentrated in Hands of Select Players

The Indian market is dominated by the top 3 operators: BIL's Anchor Tenants



Non-discriminatory nature

RoFRs from Anchor Operators

All operators are customers

Data Revolution Unfolding

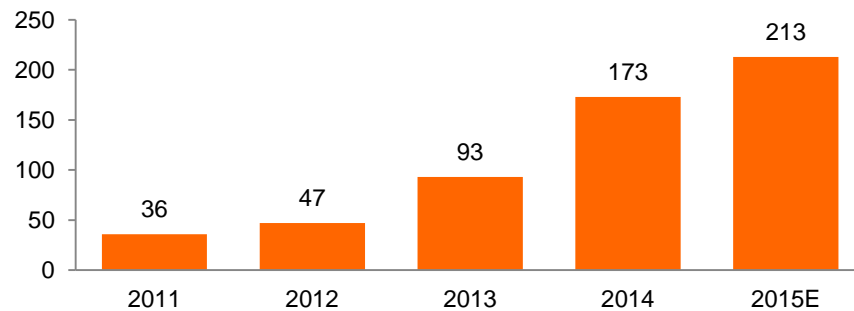


- Favorable demographics –Median Age of India's population ~26 years
- Broadband penetration ~1%¹
- Urban Internet penetration ~6%²

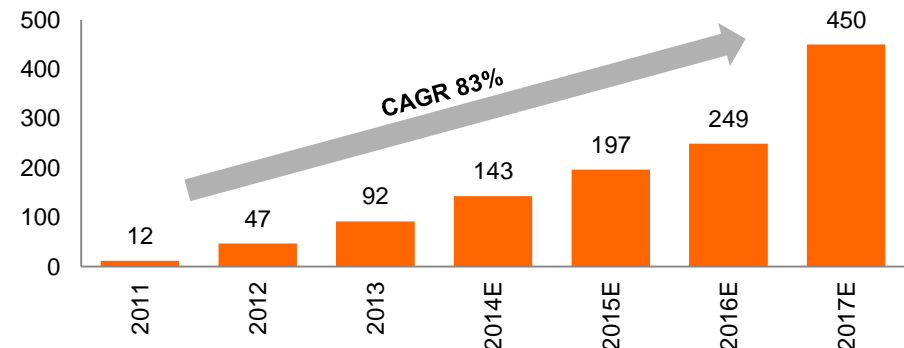
India added 27.1 m users to overtake Japan as the world's third largest internet population during Q4 FY14

Wireless: Preferred access for Data: Users grew more than 23 times in last 4 years

Number of Mobile Internet Users by IMRB³ (m)



Data Subscribers: COAI Estimates⁴ (m)



Source:

(1) TRAI Consultation Paper

(2): TRAI Report

(3) IMRB estimates

(4) Cellular Operators Association of India Estimates

Continuing Voice Led Growth



Growth opportunities remain in rural and semi urban voice market

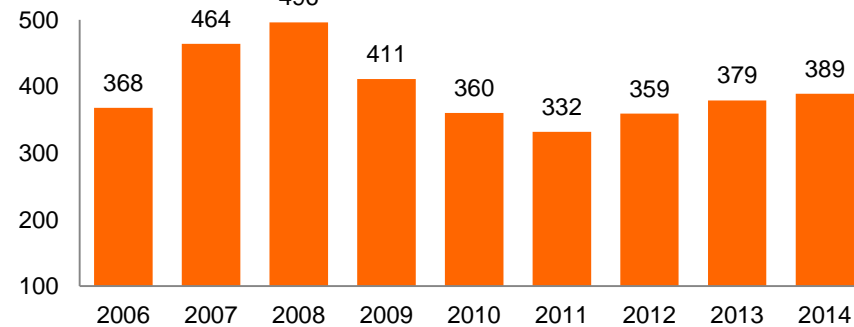
Rural penetration still ~ 45% - significant headroom

Both coverage and capacity requirements to fuel tower and co-location demand

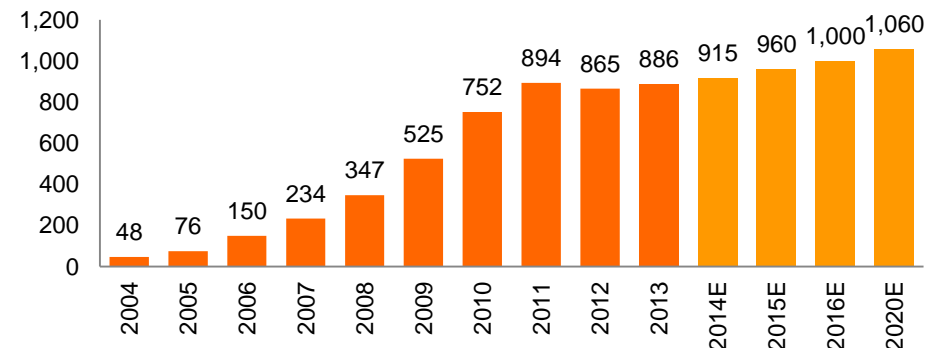
Lower ARPUs further necessitate sharing for ensuring operational efficiency

Wireless Base continues to rise – while MOU / Sub has held steady

MOU/month/Sub¹ (minutes)



India: Wireless Subscriber Base and Projections¹ (m)



Source: (1) COAI Estimates

Increasing Operator Focus on Data

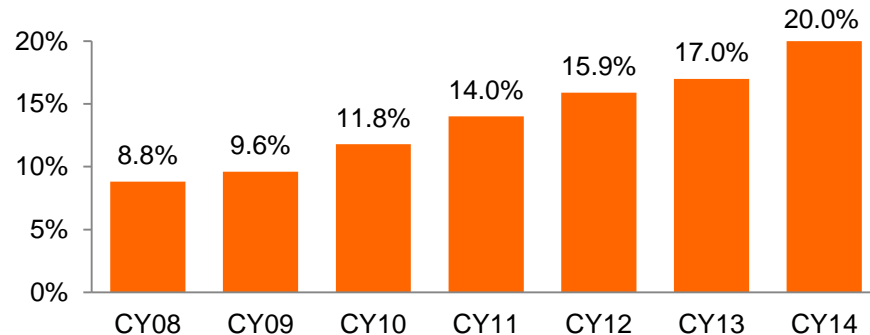


An operator agnostic business model, superior network footprint and service quality standards allow Bharti Infratel to capitalize on the growth in the data market

Operator Investment in Licenses

- 3G/4G auctions held in June 2010 led to significant investments of over \$20.1bn⁽¹⁾ by telecom operators.
- 2G auctions which concluded in February 2014 also saw another c\$10bn⁽⁶⁾ investment in licenses by telecom operators.
- Bharti Infratel's /Indus Towers' anchor tenants have invested ~US\$7.2bn in 3G/4G licenses ⁽²⁾
- Airtel has implemented 4G data in more than 16 cities in India, Idea Cellular has reported a 39% y-o-y (as of Q3 FY15) growth in 3G cell sites, both clear indications of intent of telecom operators to spend on developing their data networks

Non Voice contribution ~ 20% of Operator's Revenues⁴



(1) Source: Press Information Bureau, Government of India- Data converted at US\$=INR 52.78

(2) Source: TRAI; Includes 4G investment by Qualcomm – Data converted at USD\$=INR 52.78




(3) NSN MBIT Index

(4) Operator reported numbers

(5) Airtel's circle count includes the 4 licenses of Qualcomm India, 100% of which was acquired by Bharti Airtel; Licenses in 4 circles were directly acquired by Bharti Airtel

(6) Source: Department of Telecom , Government of India- Data converted at US\$=INR 61.85

Investments by Anchor Operators

	3G Circles	4G Circles
 airtel	13	4 + 4 ⁽⁵⁾
 vodafone	9	-
 idea	11	-

Findings from NSN MBIT Index³

87% growth in mobile data traffic in India between Dec'12 & Dec'13

3G grew threefold & clocked a 146% growth while 2G grew by 59%

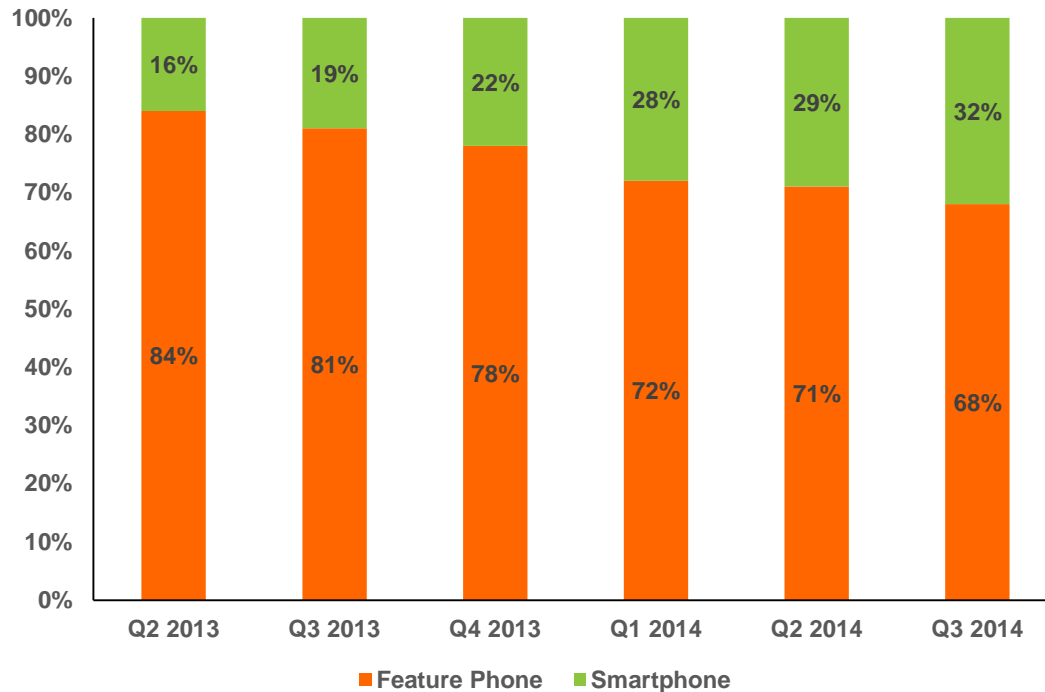
3G users consume 3.6 times more data than 2G users

Smartphones generate half of all mobile data in India

Growing Smartphone Penetration



Increasing Smart Phone Shipments in the Indian Market



The India smartphone market grew by 82% (on a y-o-y basis) in Q3 2014, with a total volume of 23.3m shipped

Price points to bring penetration higher– smartphone penetration to increase to 60% by 2017

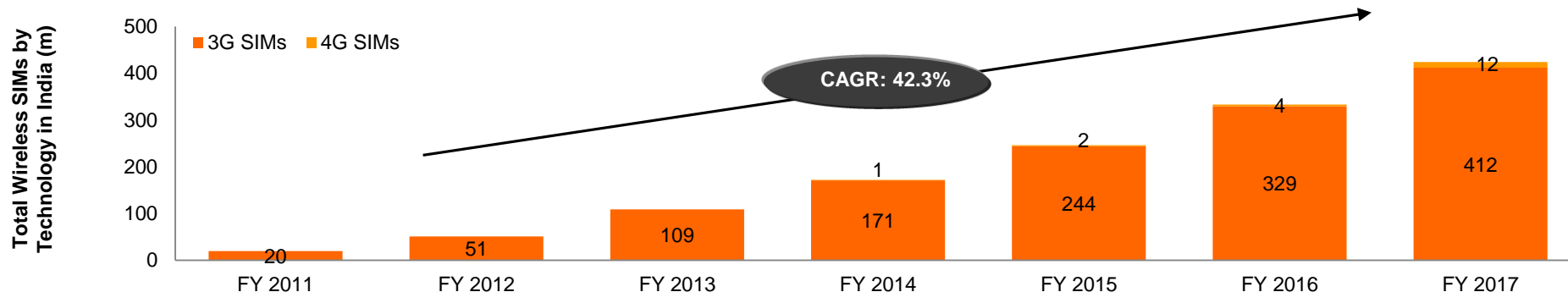
India to become the third largest smartphone market by 2017

Data Growth Forecasts

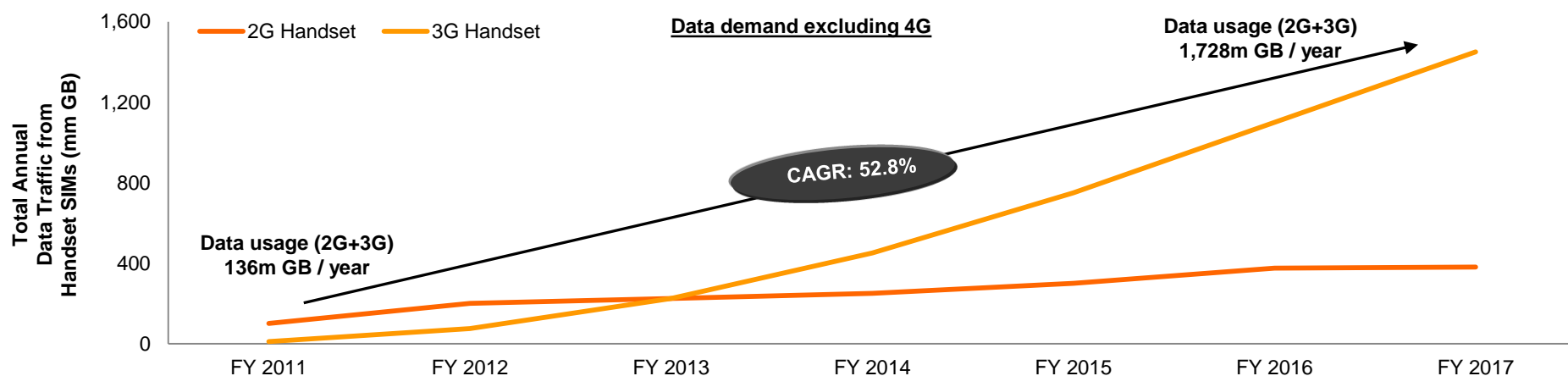


Growth in Data Volumes Could Lead to Significant Upside

- Decreasing smartphone prices, availability of affordable data plans will lead to growth in data users by 42%

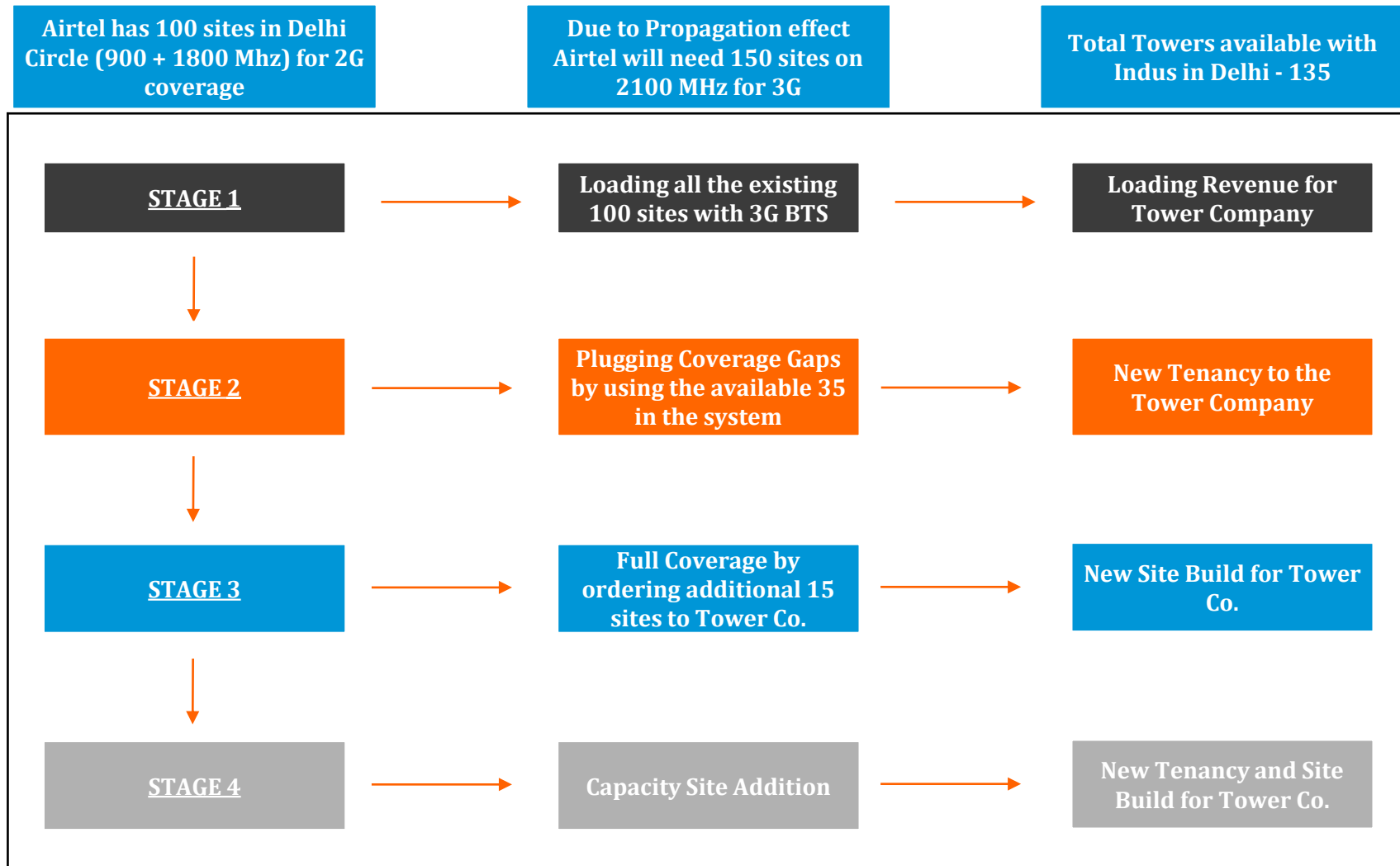


- Increased 3G/4G users will lead to exponential growth in total data consumption
- 3G data demand expected to increase at a CAGR of 104% to 1,427m GBs/year in FY2017, from an estimated 20m GBs/year currently



Source: Analysys Mason

Phases of Data led Tower Revenue Growth



- Indicative numbers and Coverage Ratios
- Please refer to slide 34 for the Analysys Mason table on Propagation effect of frequencies



Business Model Strengths

Business Model Strengths



1

A Leading Tower Infrastructure Operator

2

Visibility of Future Revenues Through Long Term Contracts

3

Demonstrated Operational and Financial Performance

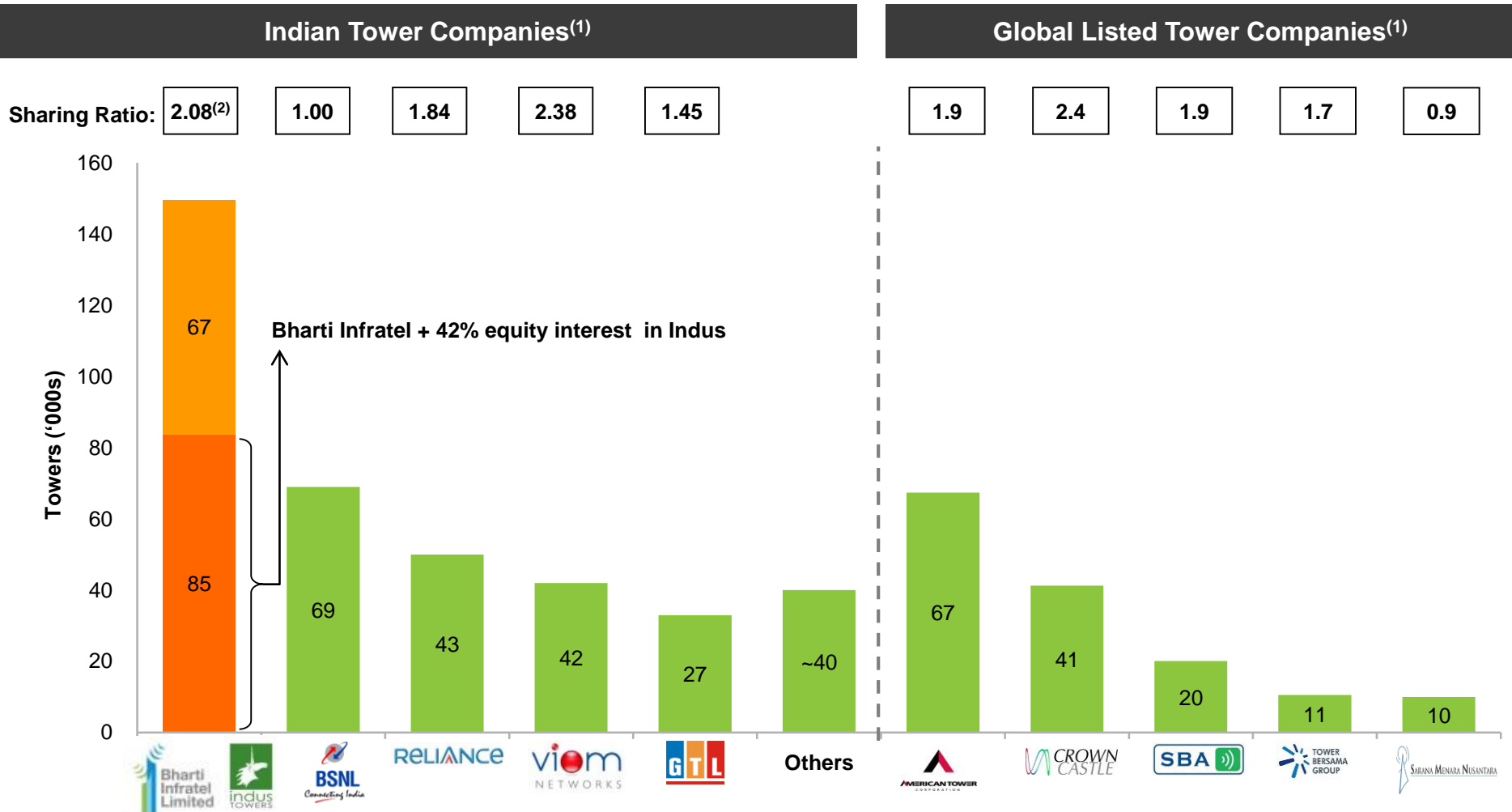
4

Implementation of Green Initiatives

5

Experienced Management

A Leading Global Tower Infrastructure Operator



Source: Analysys Mason, Company reports Note: BSNL includes MTNL's towers

CCI: Crown Castle International, SBA: SBA Communications, ATC: American Tower, TBIG: Tower Bersama;

Source: Analysys Mason, SEC filings, Annual reports; For CCI, AMT and SBA data corresponds to year ended December 2013; For Bharti Infratel, data corresponds to Dec 31, 2014, For other Indian tower companies data corresponds to March 31, 2012, For Reliance and GTL data is as per Annual Reports on March 31, 2014

1. Bharti Infratel and Indus tower and co-locations as at Dec 31, 2014; Sharing factor for Bharti Infratel standalone and Indus combined

2. Combined sharing factor for Bharti Infratel including 42% stake in Indus. Unconsolidated co-locations for Bharti Infratel is 2.01 and for Indus is 2.14, data as of Dec 31, 2014



Key Features of Master Service Agreements (MSAs)		
Tenor		<ul style="list-style-type: none"> Long term (10 to 15 years) with built in escalations (2.5% p.a)
Termination Penalty		<ul style="list-style-type: none"> Significant exit penalties
Rentals	Base Rental	<ul style="list-style-type: none"> A base rental rate is applicable, based on the following factors: <ul style="list-style-type: none"> Total number of service providers at the site Ground Based Tower or Roof Top Tower
	Premium	<ul style="list-style-type: none"> A variety of premiums can be levied <ul style="list-style-type: none"> Rental premium Strategic premium Active infrastructure charges Contract term
	Fuel Cost	<ul style="list-style-type: none"> Energy costs (electricity and fuel charges) are treated as pass through in two ways: <ul style="list-style-type: none"> As per the amounts incurred Based on a rate card per circle
Service Agreement		<ul style="list-style-type: none"> Specifies service levels applicable Site access service level sets out time period within which the service provider is to be provided access to the site

**Weighted Average Life of Contracts is 6.20 years;
Contracted Revenues of US\$7.8bn (as of Q3 FY15 exit)**

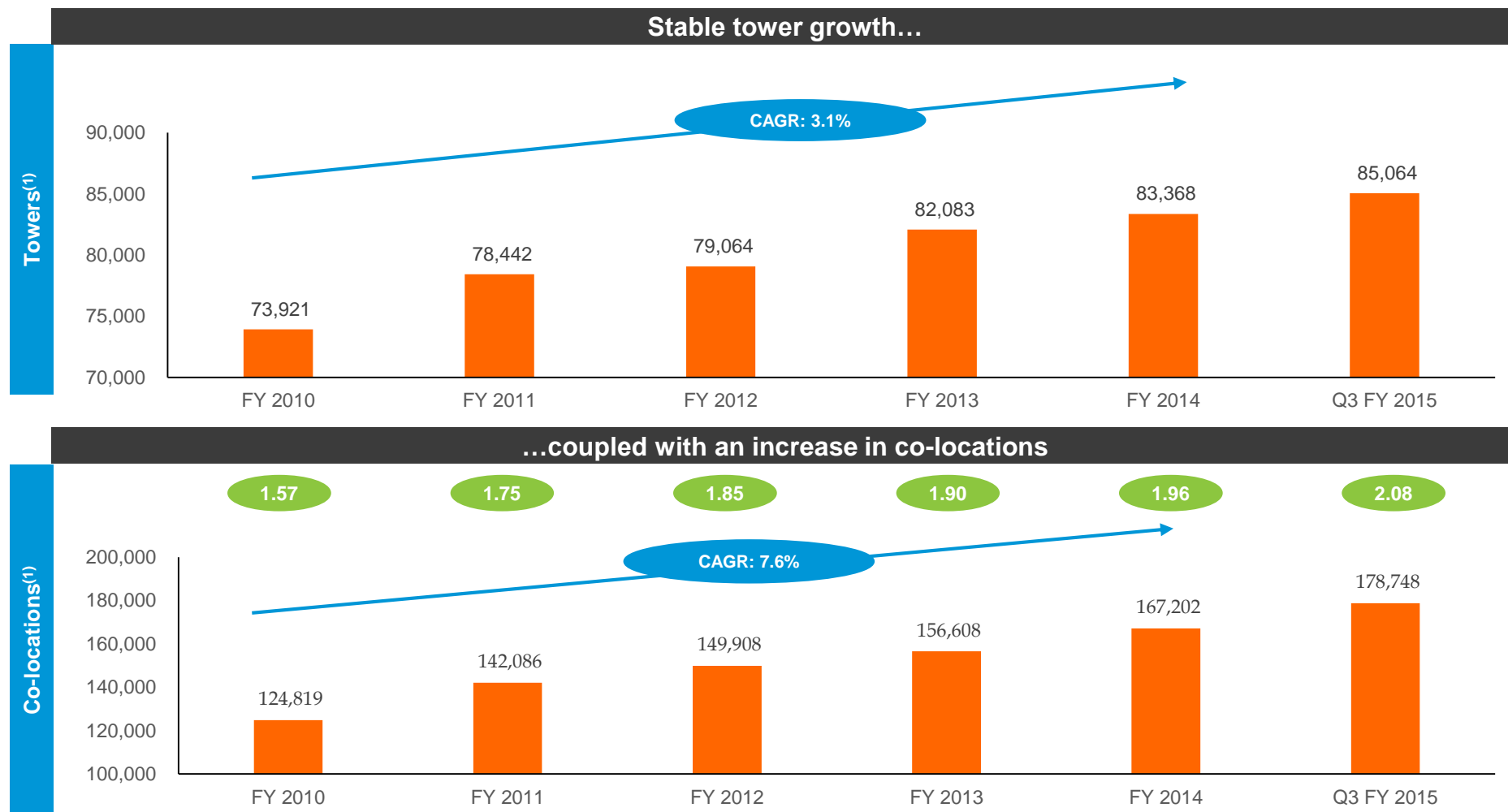
Source: Company Filings

Exchange Rate Used: US\$1 = 61.87 as on 30th Jan 2015;



Key Features of Master Service Agreements unique to India unlike US Tower Cos

Purpose	Key Feature	Result
Disarming The Operators	<ul style="list-style-type: none"> It is not economically rewarding for the operators to build new towers themselves 	No Operator in India is building towers on their own now
Create Natural Entry Barrier	<ul style="list-style-type: none"> Sliding scale of rent Sharing Energy Cost 	It is economically unviable to erect a new tower at a location where a tower is already present
Volume vs. Value	<ul style="list-style-type: none"> By sharing minimal value gain the model has ensured huge volume of towers, virtually entirely built in the Tower Cos 	<ul style="list-style-type: none"> Have over 152k towers and >320k tenancies vs. having <30k towers, if there was no growth participation Gives tower company a huge volume play going forward

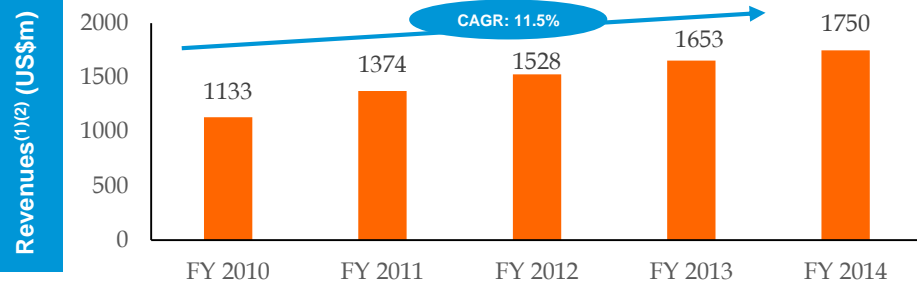


FY refers to fiscal year ending March 31

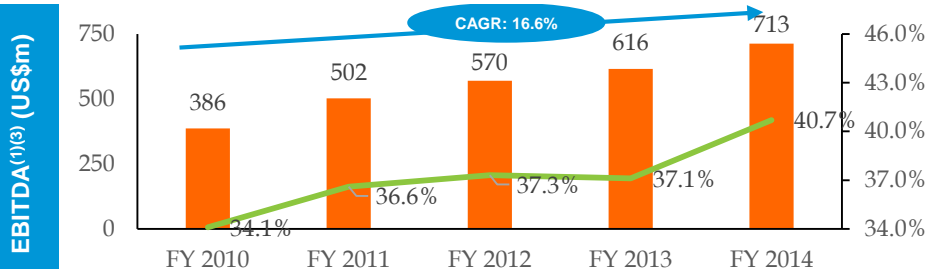
(1) Consolidated figures for Bharti Infratel include 42% economic interest in Indus Towers



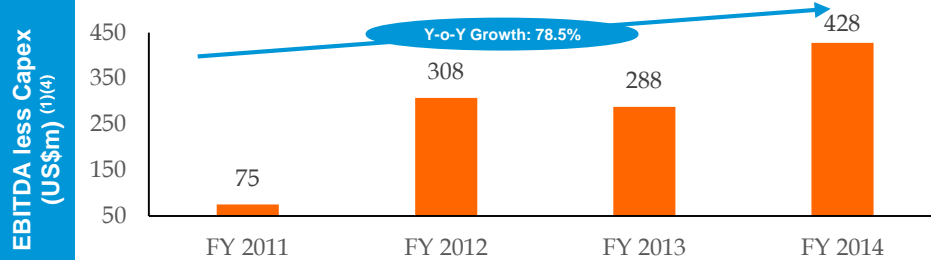
Strong revenue growth...



... expanding margins...

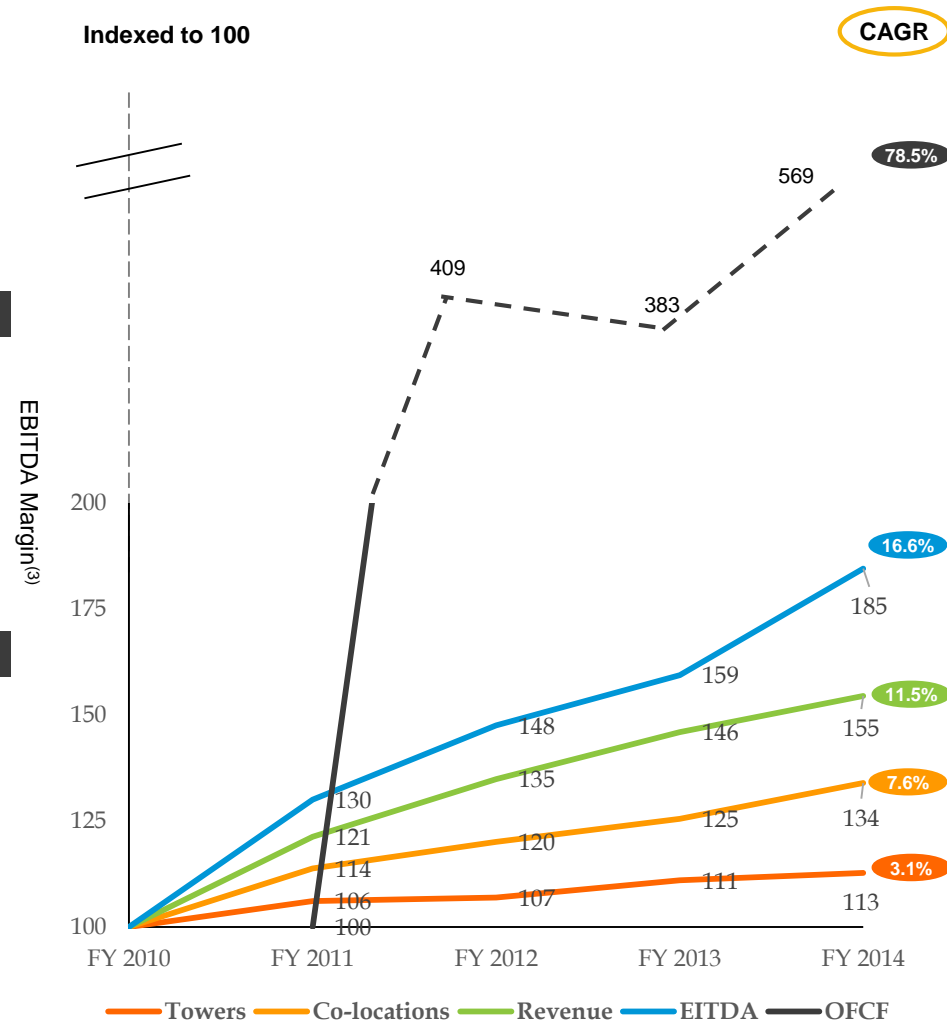


...significant operating free cash flow⁽⁵⁾ generation and...



Strong Operating Leverage

Indexed to 100



Note: Constant exchange rate of US\$ 1 = INR 61.87 as on 30th Jan 2015 has been used

(1) Revenue, EBITDA and Operating Free Cash Flow are excluding Other Income

(2) Consolidated figures for Bharti Infratel include 42% economic interest in Indus Towers

(3) Only consolidated Rental revenues considered for calculation ; excludes pass through costs like energy costs and Other Income.

(4) EBITDA for Bharti Infratel has been calculated using revenue less pass through costs and excluding Other Income

(5) Operating Free Cash Flow calculated as EBITDA – Capex; Capex is defined as the additions to the Tangible Assets during the period



Bharti Infratel is focused on delivering return to its shareholders through multi-pronged strategy

Pursuit of viable value accretive inorganic growth

- Bharti Infratel is focused on identifying opportunities for inorganic growth that are value accretive and feasible
- Bharti Infratel will consider opportunities for tower portfolio acquisitions in Bangladesh and Sri Lanka and from domestic telecom operators

Leverage Diversified Customer Base to Capitalize on Data Growth

- Bharti Infratel stands to benefit from a pick of data growth across the industry, diversification of customer base allows Bharti Infratel to benefit from data growth in the Indian telecom sector, no matter which operator achieves dominance

Robust Dividend Policy - Total Payout Ratio of 90% in FY14 including Dividend Distribution Tax

- Aim to balance growth capital needs and distribution to shareholders
- Target payout to be higher of –
 - 100% Dividends received from Indus, or 60-80% of Bharti Infratel PAT (excluding DDT)¹

	FY13 ⁽²⁾			FY14 ⁽³⁾	FY15 ⁽⁴⁾
	Special	Interim	Final	Final	Interim
Total Dividend Payment ⁽¹⁾ (US\$m)	56	37	122	161	167
Dividend (Rs per share)	1.5	1.0	3.0	4.4	4.5

Note:

(1) Including Dividend Distribution Tax

(2) Constant exchange rate of US\$ 1 = INR 54.43 has been used

(3) Constant exchange rate of US\$ 1 = INR 60.59 has been used

(4) Constant exchange rate of US\$1 = INR 60.09 has been used

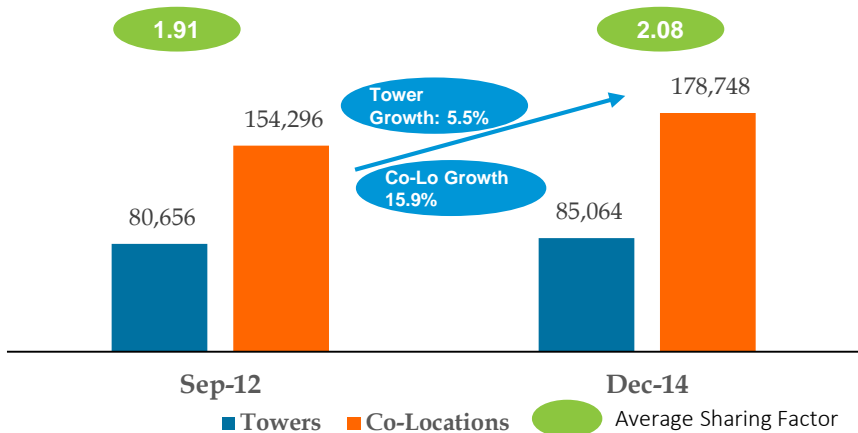
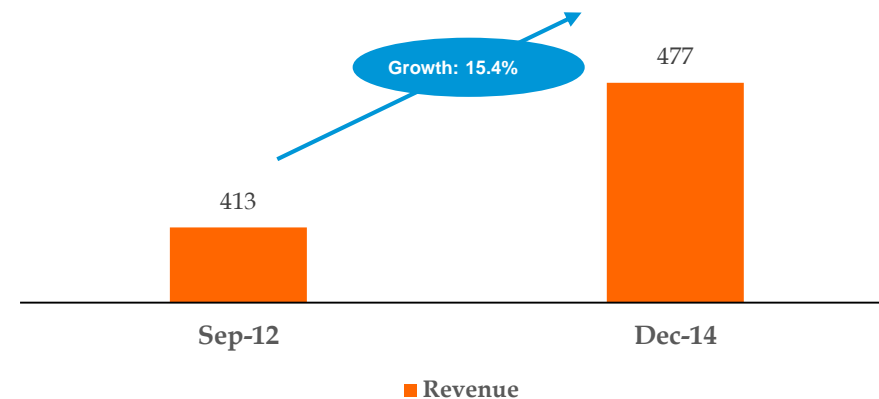
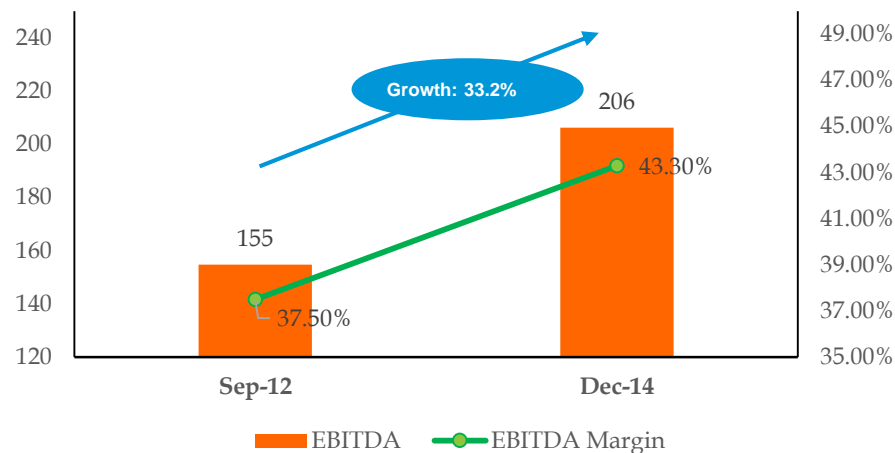
(5) Subject to adequate liquidity for planned business activities and capital expenditure and other uses including debt servicing requirements, acquisitions and ensuring an acceptable credit rating

Explore Opportunities to Return Cash to Shareholders

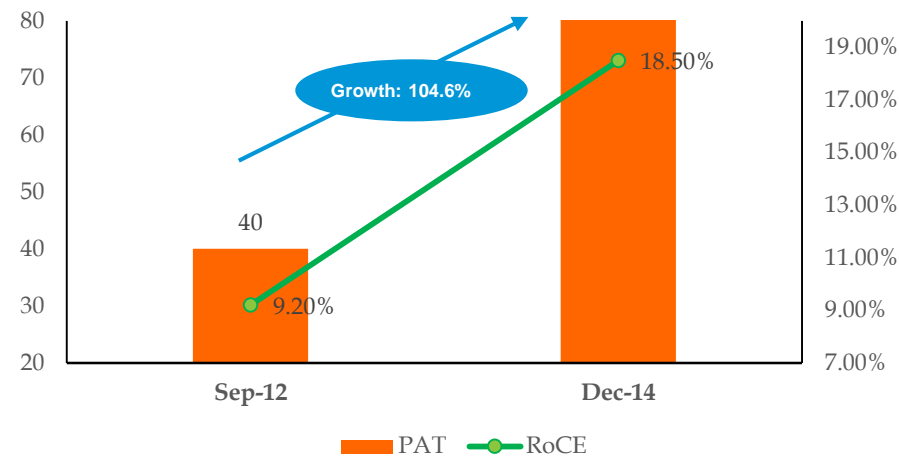
- Aim to increase liquidity of the stock in the market
- Aside from its dividend policy, the company is considering various opportunities to return excess cash to shareholders, subject to clarifications on company law



Operating Metrics

Revenue¹ (US\$m)EBITDA¹ (US\$m)

PAT (US\$m)



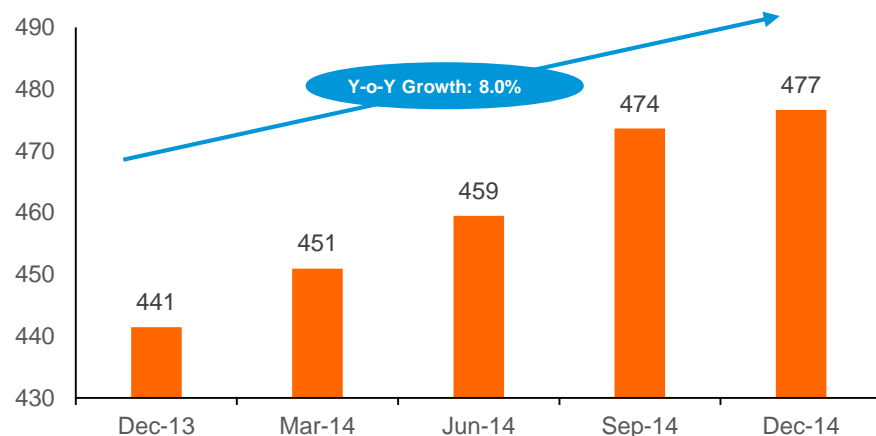
Note: Constant Exchange rate of US\$ 1 = INR 61.87 has been used which is closing rate as on Jan 30, 2015.

(1) Revenue and EBITDA are excluding Other Income

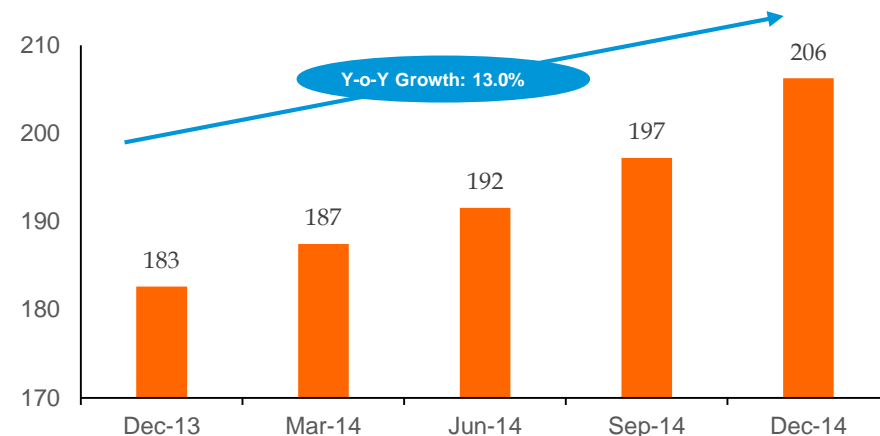
(2) Consolidated figures for Bharti Infratel include 42% economic interest in Indus Towers



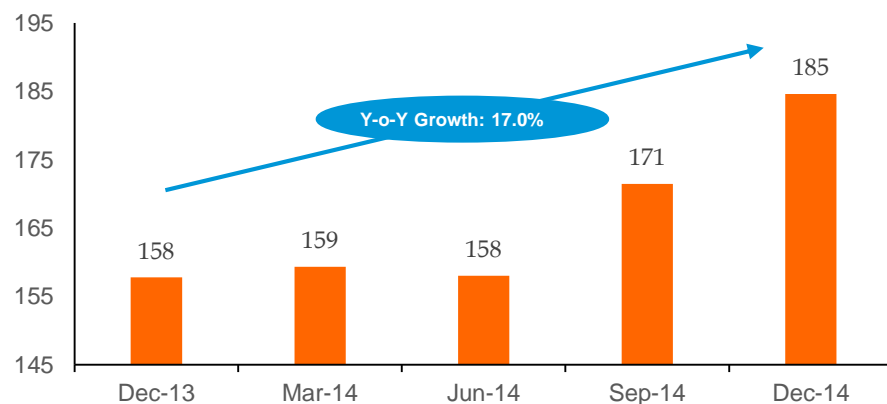
Revenue¹ (US\$m)



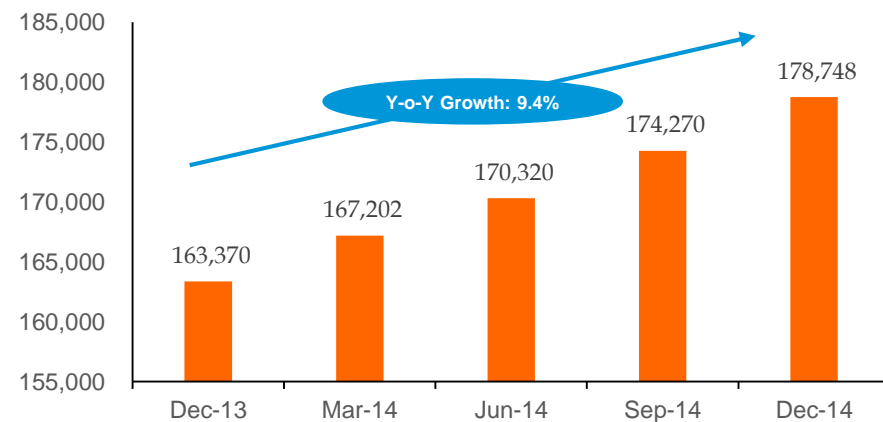
EBITDA¹ (US\$m)



AFFO^{1,4} (US\$m)



Co-locations



Note: Constant exchange rate of US\$ 1 = INR 61.87 has been used, which is the closing exchange rate as on Jan30, 2015

(1) Revenue, EBITDA, Operating Free Cash Flow and AFFO are excluding Other Income

(2) Consolidated figures for Bharti Infratel include 42% economic interest in Indus Towers

(3) Operating Free Cash Flow calculated as EBITDA – Capex; Capex is defined as the additions to the Tangible Assets during the period

(4) Adjusted Fund from operations, AFFO is calculated as EBITDA – Maintenance Capex



- Bharti Infratel has institutionalized '**GreenTowers P7**' programme, aimed at minimizing dependency on diesel consumption and thereby, reducing the carbon footprint
- The 'GreenTowers P7' programme is based on seven innovative ideas deploying cleaner energy technologies
- We have adopted a three-pronged strategy to run this programme:

1

Solar Installations and Diesel Free Towers

- Over 2,700 solar powered towers with installed capacity of ~10 MW
- Over 23,000 towers across the network are diesel-free tower

2

Improving Energy Efficiency of Towers

- Implemented hybrid battery bank solutions in towers across the country
- Installed variable speed diesel generator (DG) sets in various sites

3

Reduction of Power Consumption via Free Cooling Units (FCU)

- FCUs utilize the outside ambient air for cooling the shelter



Akhil Gupta
Chairman

- Joined Bharti Infratel in March 2008 as Director
- Work experience of 29 years
- Certified Chartered Accountant and fellow member of ICAI. Completed an advanced management program at Harvard Business School.
- Has received various awards including 'CEO of the Year' at the National Telecom Awards 2012, and the 'CA Business Achiever Award' at the ICAI Awards 2008



Devender Singh Rawat
Managing Director & CEO

- Joined Bharti Infratel in July 2010 as Chief Executive Officer
- Work experience of 25 years
- B.E. (Electronics & Communication)



Pankaj Miglani
Chief Financial Officer

- Joined Bharti Infratel in August 2011 as Chief Financial Officer
- Work experience of 19 years
- Chartered Accountant, certified Cost and Works Accountant and Certified Company Secretary



Biswajit Patnaik
Chief Sales and Marketing Officer

- Joined Bharti Infratel in October 2008 as Chief Sales & Marketing Officer
- Work experience of 21 years
- Bachelors Degree from Behrampur Univ. & Diploma in Sales & Marketing Management from National Institute of Sales



Dhananjay Joshi
Chief Operations Officer

- Joined Bharti Infratel in February 2014
- Work experience of 27 years
- Bachelors Degree in Electronics & telecommunications Engineering from Mysore University (India)

The top management has an average experience of over 20 years in various sectors including telecom



Awards and Recognition

Top Infrastructure Company Award 2014

- D&B conferred upon Bharti Infratel the Award under Telecom Infrastructure Category

Global Business Excellence Award-2014

Bharti Infratel has been conferred with 'Global Business Excellence Award' for Outstanding Business category.

Top Telecom Towers Company of the Year 2013

Awarded by Amity Institute of Telecom Engineering and Management during the 10th Annual National Telecom Seminar 'Telefocus'.

India's Top 10 MD/CEO and CIO/CTO Award for 2014

- Awarded by HITEC India (Haryana IT, Telecom, & Enabled Industries Confederation)

Green Mobile Award 2011

- Bharti Infratel bagged the award at the GSMA Annual Global Mobile Awards which is one of the most prestigious awards in the industry.

Corporate Responsibility

1) Green Towers Program

- GreenTowers P7 program
- Comprehensive energy management plan
- Aimed at using alternative, renewable and energy efficient technologies
- "Go Green" Initiative

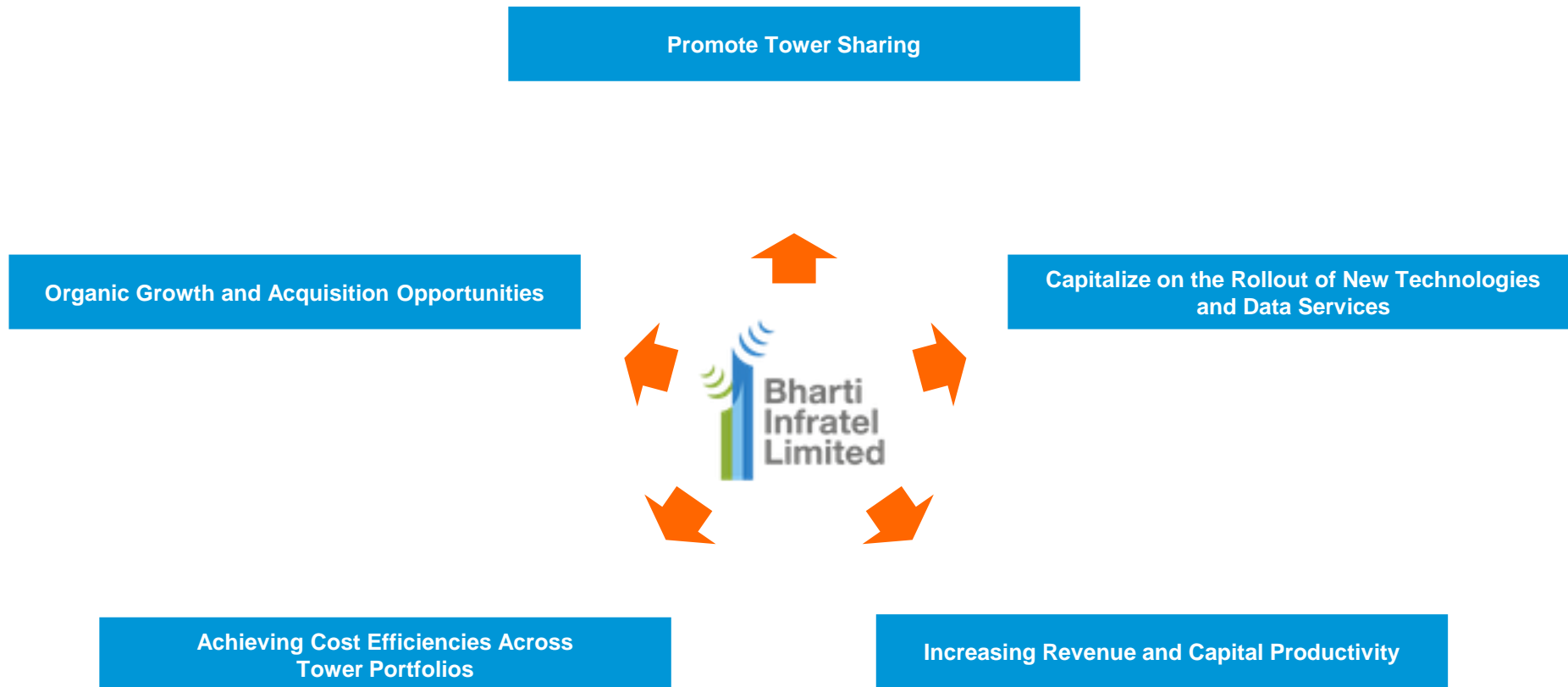
2) Provide free children education in rural India through Satya Bharti School Program

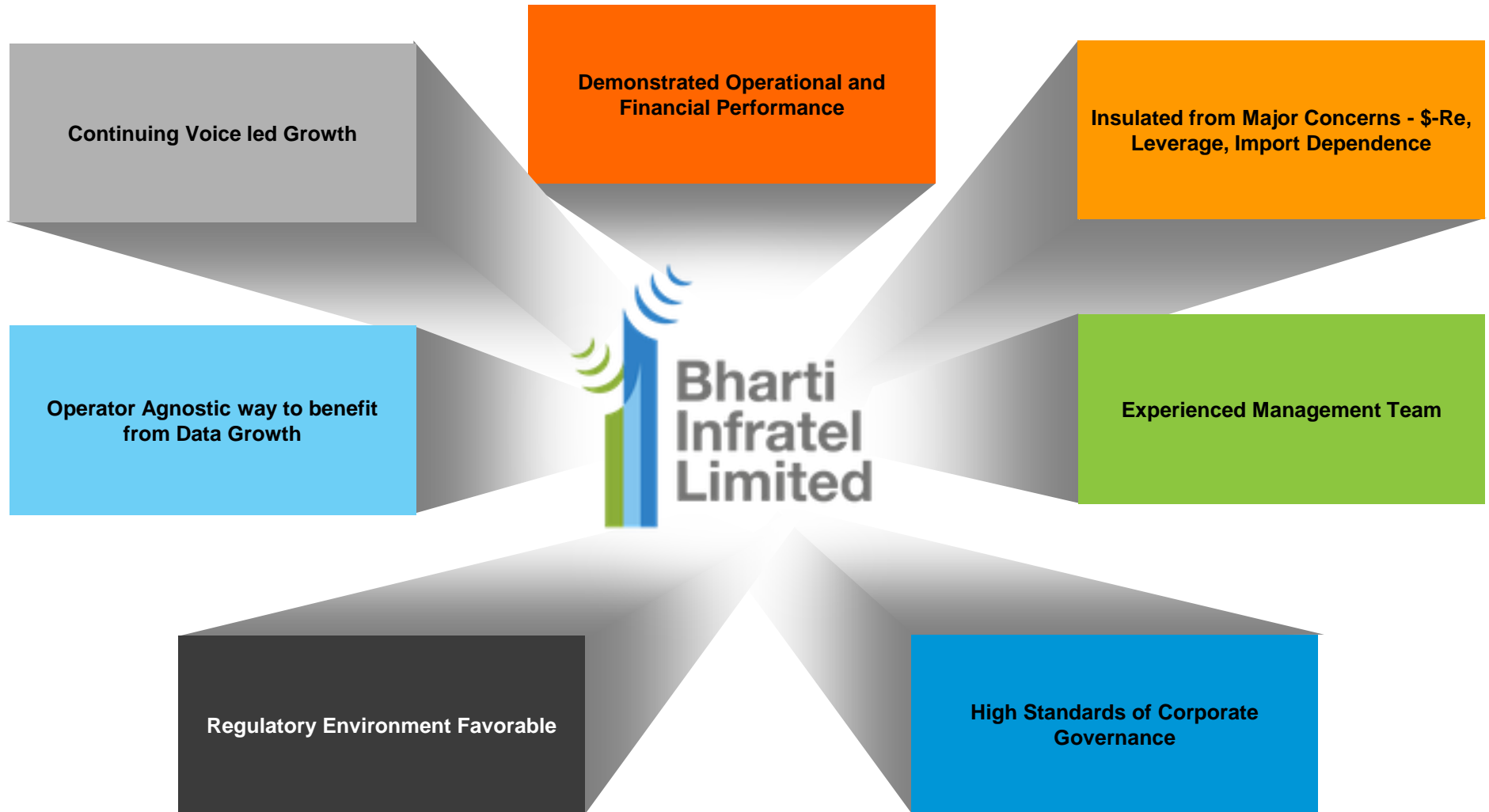
3) Sanitation initiatives in partnership with Bharti Foundation as part of 'Clean India Campaign'

4) Provide relief material to disaster hit families in J&K through Oxfam India



In Summary





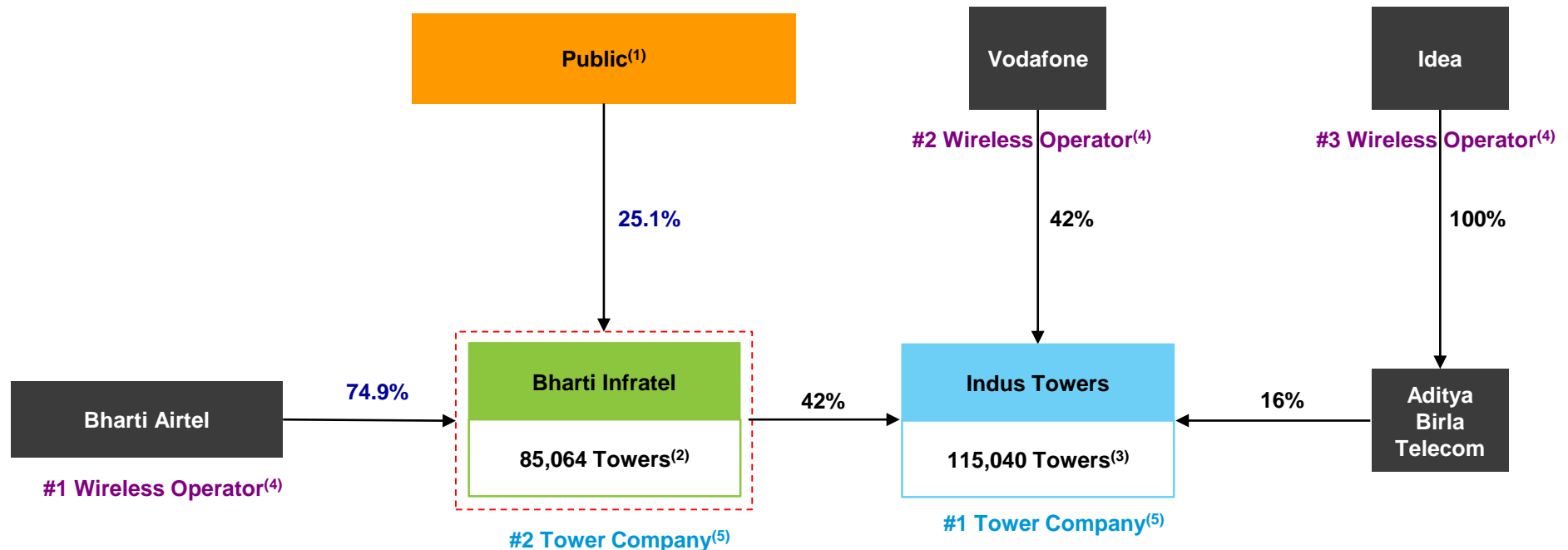


Appendix

Bharti Infratel Overview



Corporate Structure



Together with Indus Towers, Bharti Infratel is a leading tower company in India

(1) Public includes the PE as well as IPO investors

(2) As at Dec 31, 2014; No. of towers for Bharti Infratel is consolidated including 42% stake in Indus Towers

(3) As at Dec 31, 2014

(4) Ranking as per India revenue market share for the quarter ended Sep 30, 2014 (Source: TRAI)

(5) Based on tower count (Source: Analysys Mason); Bharti Infratel is #2 tower company including proportionate towers based on 42% economic interest in Indus; Bharti Infratel standalone has 36,747 towers as of Dec 2014

Impact of Data Growth on Tower Industry



- Expansion of 3G / 4G Networks by Operators will necessitate demand for towers
- Propagation on higher frequency band weaker
 - Data usage to drive co-location growth
 - 3G/4G only sites to drive tower demand

Propagation effects in different bands

Tower Multiplier when Switching Frequencies		New Frequency Band				
		900 MHz	1800 MHz	2100 MHz	2300 MHz	2600 MHz
Base Frequency Band	900 MHz	1.0x	1.6x	1.9x	3.2x	3.7x
	1800 MHz		1.0x	1.2x	2.0x	2.3x
	2100 MHz			1.0x	1.7x	2.0x
	2300 MHz				1.0x	1.1x
	2600 MHz					1.0x

All operators are customers of Bharti Infratel ~ Operator Agnostic Exposure to Secular Data Growth

Source: Analysys Mason

Regulatory Environment Favourable



The Cabinet Committee on Infrastructure has included “Telecommunication towers” as a infrastructure sub-sector in the master list

Potential Benefits	Impact
Accelerated depreciation	Encourages further investments in expanding the telecom infrastructure to rural areas
Higher ECB limit	Infrastructure status raises the limit of external commercial borrowing (ECB).
Eligible for viability gap funding (VGF)	Public Private Partnership (PPP) expected to infuse fresh funds
Lower import duties and certain excise exemption	<ul style="list-style-type: none">■ Levy the lowest import duties■ Exemption of excise duties would boost local manufacturing and thereby, reducing the cost
Lower lending rates	<ul style="list-style-type: none">■ Leads to extension in bank loan repayment period■ Interest rates would settle lower
Tax holiday	<ul style="list-style-type: none">■ Tax holiday under section 80IA of the Income Tax Act, 1961■ Tax incentives will play a significant role in attracting private sector investments.

DoT has issued guidelines for installation of Mobile Towers – Bringing Standardization



Investor Presentation

February 2015