



Ref. No.: GIC Re/SE/AGM/19-20/4

Date: 1st December, 2020

To,
The Manager
Listing Department
BSE Limited
Phiroze Jeejeebhoy Tower
Dalal Street
Mumbai – 400001

The Manager
Listing Department
The National Stock Exchange of India Ltd.
Exchange Plaza, 5th Floor, Plot C/1,
G Block, Bandra Kurla Complex
Mumbai - 400051

Scrip Code: (BSE – 540755/ NSE – GICRE)

Dear Sir/Madam,

Sub: SEBI (Listing Obligations and Disclosure Requirements) Regulations 2015
(‘Listing Regulations’)

Regulation 34: Annual Report of the Corporation for Financial Year 2019-20


Pursuant to regulation 34(1) of the SEBI Listing Regulations, please find enclosed herewith copy of **Annual Report of the Corporation for the Financial Year 2019-20** which interalia includes Notice of the 48th Annual General Meeting of the Corporation scheduled to be held on Wednesday, 23rd December, 2020 at 3:00 pm IST through Video Conference/ Other Audio Visual Means. The said Annual Report is being circulated to the Members of the Corporation through electronic mode.

The Annual Report is hosted on the website of the Corporation at www.gicofindia.com and on the website of the e-voting Agency, M/s. National Securities and Depository Limited at www.evoting.nsdl.com.

You are requested to take note of the above and arrange to bring this to the notice of all concerned.

Thanking You

For General Insurance Corporation of India


(Suchita Gupta)
CS & CEO & Compliance Officer

Encl.: A/A

भारतीय साधारण बीमा निगम

(भारत सरकार की कंपनी)

General Insurance Corporation of India
(Government of India Company)

CIN: L67200MH1972GOI016133 IRDA REG NO.: 112

सुरक्षा, 170, जे., टाटा रोड, चर्चगेट मुंबई- ४०००२०

"SURAKSHA", 170, J. Tata Road, Churchgate,

Mumbai 400020. INDIA Tel: 91-22-22867000

FAX Server: +91-22-229899600, www.gicofindia.com

E-mail: info@gicofindia.com



आपत्काले रक्षिष्यामि
GIC Re

THE INDIAN REINSURER WITH A GLOBAL FOOTPRINT

48th ANNUAL REPORT
2019-20



आफताले रक्षियामि
GIC Re

THE INDIAN REINSURER WITH A GLOBAL FOOTPRINT

48th ANNUAL REPORT
2019-20



आपत्काले रक्षिष्यामि

GIC Re

OUR VISION

To be a leading global reinsurance and risk solution provider

OUR CORE VALUES

- Trust and mutual respect
- Professional excellence
- Integrity and transparency
- Commitment
- Responsive Service

OUR MISSION

To achieve our vision by:

- Building long-term mutually beneficial relationship with business partners
- Practicing fair business ethics and values
- Applying “state-of-art” technology, processes including enterprise risk management and innovative solutions
- Developing and retaining highly motivated professional team of employees
- Enhancing profitability and financial strength befitting the global position



CONTENTS



CORPORATE OVERVIEW

Chairman's Message	04
Corporate Information	06
Corporate Chronicle	08
Board of Directors	10
Management	13



REPORTS

Directors' Report	15
Corporate Governance Report	61
Corporate Social Responsibility Report	84
Management Discussion and Analysis Report	90
Management Report	102
Business Responsibility Report	104



STANDALONE FINANCIAL STATEMENTS

Independent Auditors' Report	116
Comments of the Comptroller and Auditor General of India	129
Management Reply to the Comments of the Comptroller and Auditor General of India	131
Revenue Account	133
Profit & Loss Account	137
Balance Sheet	139
Schedules forming part of Financial Statements	140

Significant Accounting Policies	167
Notes forming Part of Accounts	172
Summary of Financial Statements	200
Performance Ratio	202
Cash Flow Statement	206
Balance Sheet Abstract and Company's General Business Profile	208
Performance Highlights	209



CONSOLIDATED FINANCIAL STATEMENTS

Auditors' Report	211
Comments of the Comptroller and Auditor General of India	223
Management Reply to the Comments of the Comptroller and Auditor General of India	225
Revenue Account	227
Profit & Loss Account	231
Balance Sheet	233
Schedules forming part of Consolidated Financial Statements	234
Significant Accounting Policies on Consolidated Financial Statements	261
Notes forming Part of Consolidated Financial Statements	267
Consolidated Cash Flow Statement	285



ANNUAL REPORT OF SUBSIDIARIES

GIC Re South Africa Ltd.	287
GIC Re, India, Corporate Member Limited	339
Notice of Annual General Meeting	374
Glossary	390



Devesh Srivastava
Chairman and Managing Director

Dear Shareholders,

I have great pleasure in welcoming you to the 48th Annual General Meeting of your Company.

It was yet another eventful year for your Company. As part of our consolidation drive, we set in motion a host of activities with the aim of focusing on the bottom line. This was also necessitated by the falling interest regime that we are witnessing, making it obligatory on our part to show less and less of a reliance on investment returns and focus more on generating profits from our core operations - reinsurance. It was the third year in succession where the globe was faced with major natural catastrophes. This has resulted in your company showing an overall loss, the second time in its 48 years history. Furthermore, with the current pandemic situation which started in March and has plagued the globe in a never before manner, the economy and consequently the insurance and reinsurance sector is under stress. However, with the slew of bottom line focused measures taken up, coupled with the hardening of the market rates following these successive catastrophes, we hope to do better, going forward. The year also witnessed the operationalising of our 100% owned subsidiary in Moscow, GIC Perestrakhovanie. Our

licence in Brazil was also upgraded to the status of an "Admitted Reinsurer". With these steps, our dominance in the BRICS reinsurance space seems complete. Additionally, our syndicate at Lloyds, GIC Re 1947 also finished its first full year of operation, clocking a combined ratio of 94%.

Macro-economic and Industry overview

India's gross domestic product (GDP) was estimated to be ₹ 145.65 lakh crore (US\$ 2.06 trillion) for 2019-20, growing 4.2 per cent over the previous year.

The Indian non-life insurance industry maintained robust growth during Financial Year 2020 and reported a gross direct premium of ₹ 1.89 trillion as compared to ₹ 1.69 trillion in the previous year, registering a growth rate of 11.72% according to data published by the General Insurance Council. Life insurance industry registered a growth of 20.60% for new business premium during 2019-20 at ₹ 2.15 trillion. Mid-term outlook is blurred owing to the Covid-19 impacting the economic growth with which the non-life insurance premium has a significant positive correlation.

The global non-life reinsurance premium reached approx. USD 190 Bn in 2019. The year 2019 continued to see global catastrophic activity by way of hurricane Dorian and typhoon Hagibis that struck the US and Japan coasts respectively, though less severe as compared to earlier years. Coming close on the heels of the catastrophes of 2017 and 2018, exacerbated by Covid-19 giving rise to additional volatility in the financial markets impacting asset side of the (re)insurer balance sheets, the market is showing distinct signs of hardening and this hard cycle may be expected to last at least for a couple of years.

Financial Performance

Your company continued its growth in Financial Year 2020 reporting higher premium. The Gross premium during Financial Year 2020 was ₹ 51,030.13 Crore. The Agriculture portfolio posted a modest growth as did the other classes of business too. The underwriting results for the year were impacted due to major catastrophic events across the world and accordingly underwriting loss for Financial Year 2020 increased to ₹ 6,366 Crore as against ₹ 2,211.46 Crore in the previous year. Your company continued its leadership in the domestic market which contributed 71% of the premium income for Financial Year 2020. Your company has a Net worth (including fair value of shares) of ₹ 35,425.87 Crore and total assets ₹ 1,16,196.20 Crore, while the Solvency ratio is 1.53.

I am also pleased to inform that the investment performance of your company during Financial Year 2019-20 has been very strong with investment income having grown by 10.71% to ₹ 6,787 Crore providing a mean yield of 12.16%. The net non-performing assets percentage has reduced from 1.12% to 0.63% during the period.

On 02.07.2020, the global rating agency A M Best downgraded the Financial Strength Rating (FSR) of A- (Excellent) to B++ (Good) and the Long-Term Issuer Credit Rating (ICR) of "a-" to "bbb+". The outlook of the FSR was revised to 'Stable' from 'Negative' whilst the Long-Term ICR outlook to 'Negative'.

The global pandemic has created significant volatility in the financial markets and this impacted valuation of the Corporation's equity portfolio quite adversely as at 31.03.2020. Rating agencies consider market value of the equity portfolio while assessing balance sheet strength of the rated entity. The rating revision followed deterioration in GIC Re's balance sheet strength fundamentals and risk-adjusted capitalisation, as measured by Best Capital Adequacy Ratio (BCAR) as compared to that in fiscal year 2019 and prior.

Your company was ranked 11th largest global reinsurer based on Net Written Premium in 2019 by S&P Global.

Future Outlook

The world is today in the grip of a pandemic which has been unprecedented. This has led to the global economy witnessing a downturn. However, for us in the reinsurance space, where a large part of our book is domestic, the property rates have shown a good trend commensurate with the burn cost. Furthermore, the virus has also seen a good growth in the Health sector of the country. This will help better the penetration of insurance in the domestic market.

The three operating branches of your company have been well established in their respective geographical areas have shown a good performance. The joint ventures and subsidiaries are consolidating their positions and gaining traction for the next level of profitable growth.

Domestically, we continue to encourage product innovation and have extended support to Cyber Insurance, Drone Insurance, Latent Defect Insurance and Title Insurance. Additionally, with the launch of the Flood Insurance model, we are in a better position to map our country in yet another major peril.

I assure you that your company has been fully geared up to support the Indian and World insurance industry and would continue to focus to achieve underwriting surplus in the nearest future. Profitable diversified growth will be our focus in the coming years.

I take this opportunity to thank all stakeholders, Board members, customers, intermediaries and colleagues for their continued support and co-operation during the year.

Devesh Srivastava

Chairman and Managing Director

DIRECTORS

Shri Devesh Srivastava	<i>Chairman and Managing Director w.e.f. 17.12.2019</i>
Smt. Alice G. Vaidyan	<i>Chairman and Managing Director upto 31.07.2019</i>
Ms. Dakshita Das	<i>w.e.f. 17.01.2020</i>
Shri Ravi Mital	<i>upto 17.01.2020</i>
Shri Atanu Kumar Das	
Shri V. Ramasamy	<i>upto 28.09.2020</i>
Shri Amarendra Pratap Singh	<i>upto 28.09.2020</i>
Shri G. B. Pande	<i>upto 28.09.2020</i>
Smt. Sashikala Muralidharan	<i>upto 30.11.2019</i>
Smt. Usha Ramaswamy	<i>upto 31.10.2019</i>
Ms. A. Manimekhalai	<i>w.e.f. 12.03.2020</i>

MANAGEMENT

CHAIRMAN AND MANAGING DIRECTOR

Shri Devesh Srivastava	<i>w.e.f. 17.12.2019</i>
Smt. Alice G. Vaidyan	<i>upto 31.07.2019</i>

DIRECTOR & GENERAL MANAGER

Smt. Sashikala Muralidharan	<i>upto 30.11.2019</i>
Smt. Usha Ramaswamy	<i>upto 31.10.2019</i>

GENERAL MANAGERS

Smt. Reena Bhatnagar	<i>upto 30.06.2020</i>
Shri Deepak Prasad	
Shri Devesh Srivastava	<i>upto 16.12.2019</i>
Smt. Madhulika Bhaskar	
Shri Deepak Godbole	<i>upto 07.07.2019 (Deputation to Insurance Institute of India)</i>
Shri S. N. More	
Smt. Suchita Gupta	
Shri Satyajit Tripathy	
Shri Ramaswamy Narayanan	<i>(Deputation to London)</i>
Smt. Girija Subramanian	<i>w.e.f. 27.07.2020</i>

CHIEF VIGILANCE OFFICER

Shri Sistla Venkateswarlu	<i>upto 27.06.2019</i>
Shri B. Padhi	<i>w.e.f. 28.06.2019</i>

APPOINTED ACTUARY (NON-LIFE)

Shri Sateesh Bhat	<i>Consulting Actuary (Non-Life) w.e.f. 19.11.2019 and upto 19.01.2020</i>
	<i>Appointed Actuary (Non-Life) w.e.f. 20.01.2020</i>

APPOINTED ACTUARY (LIFE)

Shri Ajai Tripathi	<i>upto 30.11.2019</i>
Shri Vikash Kumar Sharma	<i>w.e.f. 24.07.2020</i>

DEPUTY GENERAL MANAGERS

Smt. Lakshmikala Raghupathy	<i>upto 31.08.2019</i>
Shri Charles G. Ashirvatham	<i>upto 22.03.2018</i>
	<i>(Deputation to GIC Re South Africa Ltd. upto 31.05.2020)</i>
Smt. Girija Subramanian	<i>upto 26.07.2020</i>
Smt. Jayashree Ranade	
Ms. Blessy Sequeira	
Shri Uttam Kumar Sharma	
Smt. P. G. Manisha	<i>upto 31.01.2020</i>
Shri Rajesh Pawar	
Shri Paul Lobo	
Shri Rajesh Khadatre	
Shri Balaji Thiagrajan	
Shri G. Radhakrishna	
Shri Hitesh Joshi	
Smt. Sarita Kunder	<i>w.e.f. 03.06.2019</i>
Shri S. K. Rath	<i>w.e.f. 03.06.2019</i>
Shri Savio Fernandes	<i>w.e.f. 03.06.2019</i>
Shri Nago Bhima Sonawane	<i>w.e.f. 24.08.2020</i>
Smt. Jayashri Balkrishna	<i>w.e.f. 24.08.2020</i>
Smt. Chandra Iyer	<i>w.e.f. 24.08.2020</i>
Shri V. Balkrishna	<i>w.e.f. 24.08.2020</i>

COMPANY SECRETARY	Smt. Suchita Gupta
STATUTORY AUDITORS	<div> M/s J. Singh & Associates Chartered Accountants 505/506/507 Hubtown, Viva Shankar wadi, Western Express Highway Between Andheri & Jogeshwari (E) Mumbai - 400 060 </div> <div> M/s D. R. Mohnot & Co. Chartered Accountants <i>Head Office:</i> C-35A, Nakshtra Pride Lajpat Marg, C-Scheme, Jaipur <i>Branch Office:</i> 606, Janki Centre, Shah Industrial Estate, Off Veera Desai Road, Andheri (W). Mumbai - 400 053 </div>
SECRETARIAL AUDITOR	M/s S. N. Ananthasubramanian & Co. Company Secretaries 10/26, Brindaban Thane - 400 601
REGISTRAR & TRANSFER AGENT	KFin Technologies Pvt. Ltd. Karvy Selenium, Tower B, Plot No 31 & 32, Financial District, Nanakramguda, Gachibowli, Hyderabad - 500 032 Tel.No.: (040) 6716 2222/3321 1000 E-mail: einward.ris@kfintech.com Website: www.kfintech.com
STOCK EXCHANGES	BSE Ltd. P. J. Towers, Dalal Street Mumbai - 400 001 National Stock Exchange of India Ltd. Exchange Plaza, C-1, Block-G, Bandra Kurla Complex, Bandra (E). Mumbai - 400 051
BANKER	Bank of India Ground Floor, Eros Theatre Building, Jamshedji Tata Road, Churchgate, Mumbai - 400 020
REGISTERED OFFICE	"Suraksha", 170, J. T. Road, Churchgate, Mumbai - 400 020 (India) Tel.: +91 22 2286 7000 Email : investors.gic@gicofindia.com Website: www.gicofindia.com
CIN	L67200MH1972GOI016133
IRDAI Registration No.	112

Sr. No.	Date and Year	Event
1	22 nd November 1972	General Insurance Corporation of India was formed in the pursuance of Section 9(1) of GIBNA Act and also under the Companies Act, 1956 as Private Company limited by Shares
2	1 st January 1973	The general insurance business in India was nationalized, 107 general insurance companies were merged and GIC of India was formed as the holding Company with four subsidiaries viz, The New India Assurance Co. Ltd., National Insurance Co. Ltd., Oriental Insurance Co. Ltd. and United India Insurance Co. Ltd.
3	1 st January 1978	Loss Prevention Association of India was formed by GIC of India and its 4 subsidiaries
4	6 th December 1978	Kenindia Assurance Company Ltd. was incorporated by merging branch operations of subsidiaries of GIC and LIC operating in Kenya
5	1 st January 1988	India International Insurance Pte. Ltd. was set up as a locally incorporated wholly owned subsidiary Company of GIC and four Public Sector Insurance Companies in Singapore
6	12 th December 1989	GIC Housing Finance Co. Ltd. was set up by GIC of India and the four Public Sector Insurance Companies
7	25 th May 1993	GIC Asset Management Co. Ltd. was set up by GIC of India and the four Public Sector Insurance Companies
8	19 th April 2000	Insurance Regulatory & Development Authority (IRDA) was formed
9	3 rd November 2000	GIC notified as "Indian Reinsurer"
10	June 2001	London representative office set up
11	April 2002	Moscow representative office set up
12	20 th December 2002	Agricultural Insurance Company of India was set up by GIC Re, the 4 PSU Companies and NABARD
13	April 2003	Life Reinsurance started its Underwriting activities
14	1 st April 2002	GIC Re appointed as managers to the Terrorism Insurance Pool
15	7 th August 2002	GIBNA Act amended
16	21 st March 2003	GIC Re ceased to be holding Company
17	April 2005	Dubai representative office set up
18	February 2006	SAP went live
19	27 th April 2006	Loss Prevention Association of India was amalgamated with GIC Re
20	1 st January 2007	Dubai representative office was upgraded to a Branch office

Sr. No.	Date and Year	Event
21	1 st April 2007	GIC Re was appointed as managers to Motor Third Party Pool
22	1 st January 2008	London representative office was upgraded to branch office and commenced its operations
23	19 th June 2008	Signing of Co-operation Agreement with Hannover Re for Life Re Business
24	10 th October 2008	Retakaful Reinsurance
25	16 th October 2008	GIC Re mandated to form Nat Cat Pool for Afro Asian Region
26	16 th January 2009	GIC Re registered as Eventual Reinsurer in Brazil
27	11 th November 2010	GIC Re Malaysia Branch start functioning
28	20 th September 2011	Launch of e-Thru platform by Mr. J. Harinarayan, Chairman, IRDA
29	19 th October 2011	GIC Re won the Marine Insurance Award at Seatrade Middle East and Indian Subcontinent Awards 2011
30	5 th July 2012	GIC Re entered into a joint venture agreement for setting up the 1st Reinsurance Company in Bhutan
31	26 th November 2012	GIC Re won the Marine Insurance Award second time in a row, at Seatrade Middle East and Indian Subcontinent Awards 2012
32	5 th September 2013	The joint venture Reinsurance Company in Bhutan-GIC Bhutan Re Ltd. became operational
33	19 th September 2013	GIC Re appointed as Managers of FAIR NATCAT Reinsurance Pool at Beijing, China
34	11 th August 2014	GIC Re South Africa Ltd., the Wholly owned subsidiary of GIC Re in South Africa established
35	12 th June 2015	India Nuclear Insurance Pool launched
36	29 th January 2016	GIC Re, India, Corporate Member Limited, the Wholly owned subsidiary of GIC Re in UK established
37	4 th February 2016	GIC Re converted into 'Public Limited Company'
38	21 st April 2017	GIC Re opened IFSC Insurance office in GIFT City
39	25 th October 2017	GIC Re got listed on BSE Limited and National Stock Exchange of India Limited
40	1 st April 2018	GIC Syndicate 1947
41	30 th January 2020	GIC Perestrakhovanie LLC (GIC Re's 100% subsidiary) received its reinsurance operations license from Central Bank of Russia



Shri Devesh Srivastava

Chairman and Managing Director (DIN: 08646006)

Shri Devesh Srivastava began his career with Oriental Insurance Company Limited at Indore. Subsequently in 1999, his services were transferred to General Insurance Corporation of India.

He is a direct recruit officer of the 1987 batch and a post-graduate in Physics from St. Stephen's College, Delhi. He subsequently obtained a post-graduate degree in Management, majoring in Marketing with a Gold Medal from the Management Development Institute (MDI) Gurgaon in 2008. At Head office Mumbai, he was posted in the Reinsurance Department and was handling the speciality lines of Aviation, Marine Hull and Cargo, Oil & Energy, Miscellaneous, Motor and Liability till he was selected to head the UK branch of the Corporation in 2013. He currently handled the departments of Human Resource & Training, Re-Insurance Worldwide (RIWW), Health, Corporate Communications, CMDs Secretariat, Innovation Centre, Ministry & IRDAI matters prior to his elevation.

He would like his epitaph to read "Uberrimae fidei".



Ms. Dakshita Das

Additional Secretary, Department of Financial Services, Ministry of Finance (DIN: 07662681)

Ms. Dakshita Das is a Non-Executive Director of our Corporation. She holds the degree of BA (Hons) from Lady Shri Ram College for Women and M. Phil in International Relations. Presently, she has been posted as Additional Secretary, Department of Financial Services, Ministry of Finance, New Delhi.

She has been appointed by Government of India as Government Nominee Director on the Board of General Insurance Corporation of India w.e.f. 17.01.2020, with immediate effect and until further orders. She has also been appointed by Government of India as Government Nominee Director on the Board of Bank of India w.e.f. 13.07.2018 and as Director on the Board of National Investment and Infrastructure Fund Trustee Ltd. (NIIFTL) w.e.f. 14.06.2019.

She has been nominated by Government of India as a Member of the Council of the Institute of Actuaries of India w.e.f. 06.05.2020.

Her area of interest is Public Finance.

**Shri Atanu Kumar Das****Managing Director & CEO, Bank of India (DIN: 07758968)**

Shri Atanu Kumar Das is an Independent Director of our Corporation. He holds a Master's degree of Arts in Analytical and Applied Economics from Utkal University. He has been part of several important training programs/workshops conducted at premier institutions like IIM (Kozhikode), IIM (Ahmedabad), ASCI (Hyderabad), NIBM, BTC, Frankfurt School of Business Management and IDRBT - Certification Programme in IT and Cyber Security for Board Members - Hyderabad. He has experience of working in public sector banks. Previously, he has worked at Vijaya Bank. He has taken charge as Managing Director & CEO of Bank of India w.e.f. 20.01.2020.

**Shri G. B. Pande****Independent Director (DIN: 01174568)**

Shri G. B. Pande is an Independent Director of our Corporation. He holds Master's degree in law & is a Gold Medalist from Lucknow University. He has varied experience in academic, banking & insurance. He was Asst. Professor of law & a banker before moving to join L.I.C. as direct recruit officer in 1977. Served in different capacities in L.I.C during his 33 years career, mainly Executive Director group insurance, inspection & Zonal Manager of LIC central zone comprising states of Madhya Pradesh & Chhattisgarh.

After retirement, he was selected Insurance Ombudsman for U.P. & Uttarakhand. He is voracious reader, blogger & poet. He is also associated with Doordarshan Lucknow & IGNOU.

**Shri Amarendra Pratap Singh****Independent Director (DIN: 01725925)**

Shri Amarendra Pratap Singh is an Independent Director of our Corporation. He holds a Master's degree in Arts from University of Allahabad. Previously, he was Zonal Manager I/C of LIC of India's North & Central Zones and has also worked as CEO of LICHFL Care Homes Limited and as MD & CEO of Life Insurance Corporation (Nepal) Ltd.



Shri V. Ramasamy

Independent Director (DIN: 00490988)

Shri V. Ramasamy is an Independent Director of our Corporation. He holds a Bachelor's degree in Science from University of Madras. He holds a certificate of membership of the Institute of Chartered Accountants of India. He has experience in the insurance industry. Previously, he was the Chairman and Managing Director of National Insurance Company Limited. At present, he is a Director in GIC Housing Finance Limited.



Ms. A. Manimekhalai

Executive Director, Canara Bank (DIN: 08411575)

Ms. A. Manimekhalai is a Master of Business Administration (Marketing) degree holder from Bangalore University and also has CAIIB qualification.

She joined Vijaya Bank as Officer in 1988 and has three decades of all round banking experience as Branch Head, Regional Head and functional head of various Departments at Corporate Office. As General Manager of Vijaya Bank, she has headed the Bangalore North Region of the Bank. She has wide cross-functional experience at Corporate Office with responsibility for policy making, strategic planning, setting organizational goals & growth strategies, action plans, compliance with regulatory guidelines, driving business growth, performance reviews, internal control, liaison with regulatory authorities and various other functions.

She was instrumental in driving business growth and effective NPA management, conceptualization, design and launch of various Retail Assets and Liabilities products, design and launch of Marketing campaigns, implementation of Risk Based Supervision (RBS) system in Vijaya Bank, transition from manual Risk Based Internal Audit (RBIA) regime to total computerised online system, significantly enhancing the integrity, reliability, speed and adherence to regulatory requirements, implementation of computerized online Concurrent Audit system, significant contribution for improvement of compliance culture, due diligence, supervision, oversight and monitoring mechanism across the bank.

Ms. A. Manimekhalai took charge as Executive Director of Canara Bank on 11.02.2019 and presently she is holding the following Directorships also:

- i) M/s. Canbank Computer Services Limited (since 04.04.2019)
- ii) M/s. Canbank Factors Limited (since 10.04.2019)
- iii) M/s. Canara HSBC Oriental Bank of Commerce Life Insurance Co. Ltd. (since 24.04.2019)
- iv) M/s. General Insurance Corporation of India (since 12.03.2020)
- v) M/s. India Infrastructure Finance Company Limited (since 28.04.2020)

She is on the Board of Trustees of Canara Robeco Mutual Fund (since 15.05.2019)

Management



Shri Devesh Srivastava
Chairman and Managing Director



Shri Deepak Prasad
General Manager



Smt. Madhulika Bhaskar
General Manager



Shri Deepak Godbole
General Manager



Shri S.N. More
General Manager



Smt. Suchita Gupta
General Manager



Shri Satyajit Tripathy
General Manager



Shri Ramaswamy Narayanan
General Manager



Smt. Girija Subramanian
General Manager




Shri B. Padhi
Chief Vigilance Officer



Shri Sateesh Bhat
Appointed Actuary (Non-Life)



Shri Vikash Kumar Sharma
Appointed Actuary (Life)



Directors' Report

To the Members,

The Directors have pleasure in presenting the Forty Eighth Annual Report on the working and affairs of the Corporation alongwith the audited statements of account for the year ended 31st March 2020.

FINANCIAL RESULTS

The highlights of the financial results for the year under review are as under:

(₹ in Crore)

	2019-20	2018-19
1. Gross Premium	51,030.13	44,238.00
2. Net Premium	46,655.41	38,995.97
3. Net Earned Premium	44,145.43	37,679.08
4. Net Incurred Claims % to Earned Premium	43,035.86 97.50%	33,739.95 89.50%
5. Net Commission % to Earned Premium	7,508.35 17.00%	6105.43 16.20%
6. Operating Expenses and Other Outgo less Other Income	(51.02)	39.87
7. Investment Income Apportioned to Revenue less expenses	5,558.61	4,632.67
8. Premium Deficiency	19.42	5.29
9. Total Profit/Loss (-) (3+7-4-5-6-8)	(808.57)	2,421.21
10. Interest, Dividends & Rents (net) and Profit on sale of Investments	1,566.88	1,768.67
11. Other Income less Other Outgo	43.50	17.75
12. Reserve for Doubtful Debts and Investment including Amortization of Investments Written off and diminution in the value of investments written off	1,247.78	773.81
13. Profit before Tax (9+10+11-12)	(445.97)	3,433.82
14. Provision for tax including deferred taxes	(86.88)	1,209.51
15. Profit after Tax (13-14)	(359.09)	2,224.31

(Net Earned Premium is arrived after adjustments for Reserve for Unexpired Risks)

(Percentages relate to the net earned premium of the corresponding year)

(Obligatory sessions from Domestic Insurance Companies reduced from 10% to 5% w.e.f. 01.04.2013 vide IRDA/NL/RI/41/2012-13 dated 3rd March 2013)

DIVIDEND & DIVIDEND DISTRIBUTION POLICY

The Insurance Regulatory and Development Authority of India vide its Circular no. IRDA/F&A/CIR/MISC/099/04/2020 dated 24th April 2020, urged all insurers to take a conscious call to refrain from dividend pay-outs from profits pertaining to the financial year ending 31st March 2020. Accordingly, the Board of Directors after due consideration of the circular and financial results for the year, did not recommend any dividend on its equity shares for the financial year 2019-20.

In accordance with the Regulation 43A of Securities and Exchange Board of India (Listing Obligations and Disclosure Requirements) Regulations, 2015, the Corporation has formulated a dividend distribution policy and the same is available on the website of the Corporation <https://www.gicofindia.com/en/media-menuu/downloads/category/3-general-files>.

CAPITAL AND FUNDS

Capital and Funds of the Corporation stood at ₹ 93,359.13 Crore as on 31st March 2020 as against ₹ 80,834.73 Crore in the previous year, the details of which are given below:

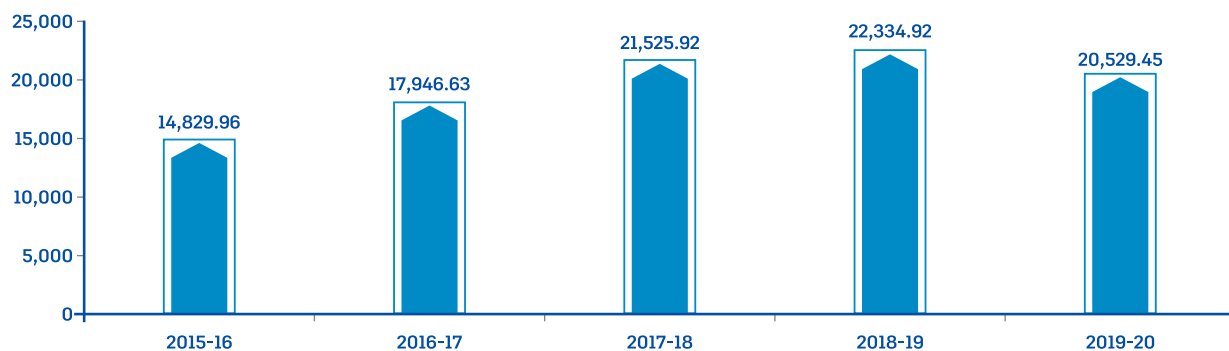
(₹ in Crore)

	As on 31.03.2020	As on 31.03.2019
Shareholders' Funds (Net Worth)		
Paid up Capital	877.20	877.20
General Reserve	15,885.38	15,885.38
Profit & Loss a/c*	2,243.59	4,030.33
Share Premium Account	1,544.07	1,544.07
Total	20,550.24	22,336.98
Less: Deferred Tax Assets	20.79	2.56
Net worth	20,529.45	22,334.42
Policyholders' Funds	72,829.68	58,500.31
Total Funds	93,359.13	80,834.73

*Profit & loss account ₹ (359.09) Crore (Previous year ₹ 2,224.31 Crore) without making adjustment for dividend, dividend distribution tax.

Net worth (Shareholders' Funds) for the last 5 years

Net Worth (₹ in Crore)



ASSETS

Total assets of the Corporation were ₹ 1,16,196.20 Crore as on 31st March 2020 as compared to ₹ 1,18,883.62 Crore as on 31st March 2019.

CONSOLIDATED FINANCIAL STATEMENT

Provisions regarding Financial Statements are laid down under Section 129 of the Companies Act, 2013. As per the provision of Section 129 (2) of the said Act, at every Annual General Meeting of a company, the Board of Directors of the company shall lay

before such meeting financial statements for the financial year. Section 129 (3) of the Companies Act, 2013 provides that where a company has one or more subsidiaries, it shall, in addition to financial statements provided under sub-section (2) of Section 129, prepare a consolidated financial statements of the company and of all the subsidiaries in the same form and manner as that of its own which shall also be laid before the Annual General Meeting of the company along with the laying of its financial statements under sub-section (2) of Section 129.

Explanation:

The Corporation is preparing Consolidated Financial Statements as it has three subsidiaries namely GIC Re South Africa Limited, GIC Re, India, Corporate Member Limited, UK and GIC Perestrakhovanie LLC, Moscow and two Associate Companies namely, Agriculture Insurance Company of India Ltd. (AICIL) and India International Insurance Pte. Ltd., Singapore.

FINANCIAL RATING AND RANKING

Global rating agency A M Best reaffirmed the Financial Strength Rating of "A- (Excellent)" and issuer credit rating of "a-" of the Corporation in February 2020. The outlook of these credit ratings has been revised to negative from stable. These Credit Ratings (ratings) reflect GIC Re's balance sheet strength, which AM Best categorizes as very strong, as well as its adequate operating performance, favorable business profile and appropriate enterprise risk management.

CARE Ratings Limited reaffirmed AAA (In) Claims Paying Ability rating for the Corporation in April 2020 with a Stable Outlook. The rating reflects the Corporation's strategic importance as the dominant Indian reinsurer with comfortable liquidity position and moderation in asset quality. Ownership by Government of India, experienced management and diversified business profile are key rating sensitivities.

During the year 2019, GIC Re was ranked 11th by Standard & Poor's in the Top 40 Global Reinsurance Groups Ranked by Net Reinsurance Premiums Written in year 2018.

During the year 2019, A M Best also ranked GIC Re as 11th in the Top 50 World's Largest Reinsurance Groups based on Gross Written Premium in year 2018.

SOLVENCY RATIO

The Solvency Margin of the Corporation as on 31st March 2020 stood at 1.53 as against 2.06 in the previous year.

INVESTMENTS

The book value of the investments of the Corporation in India (representing investment, loans & deposits) amount to ₹ 58,756.58 Crore as on 31st March 2020 as against ₹ 52,923.35 Crore in the previous year. The Investment Income of ₹ 6,787.10 Crore were apportioned to Policy Holder & Share Holder as under:

(₹ in Crore)

	2019-20	2018-19
Apportioned to Policyholders	5,294.62	4,436.51
Apportioned to Shareholders	1,492.48	1,693.80

*Ratio of PH/SH – 78.01/21.99

The mean yield on funds with profit on sale of investments stood at 12.16% (Previous year 12.17%). The percentage of net NPA (Non-Performing Assets) to Gross loan assets (including Government Securities) was at 0.63% (Previous year 1.12%).

INSURANCE REGULATORY AND DEVELOPMENT AUTHORITY OF INDIA (IRDAI)

The Corporation being a Reinsurance Company, its working and functions, are governed by the Insurance Regulatory and Development Authority of India (IRDAI). The Corporation's existing paid-up equity capital of ₹ 877.20 Crore conforms to the specifications of the IRDAI. The Accounts of the Corporation are drawn up according to the stipulations prescribed in the IRDAI (Preparation of Financial Statements and Auditor's Report) Regulations, 2002.

"ART/Structured Solutions Contract"(Retro Programme)

GIC Re had arranged Alternate Risk Transfer Retro protection programme from 1st October 2001 till 31st May 2014 followed by Structured Solution Contract from 1st June 2014 till 31st May 2017 for covering risks from all classes of business, as per agreed terms and conditions. The ART Contract was not renewed from 31st May 2014.

IRDAI vide letter dated 25th February 2019 approved the continuation of the existing Structured Solutions Contract. Following IRDAI approval, two lines of business made cessions to the contract i.e. Aviation from 1st April 2019 on XOL basis attached to the 2018-2019 contract year and cessions in respect of Non Marine Domestic on XOL basis from 1st June 2019 were ceded to the 2019-2020 contract. GIC Re and the reinsurers will maintain all contractual rights and obligations arising out of the contract and toward statutory dues, till the final closure at a mutually agreed date after both parties agree to the net balance quantum.

PARTICULARS OF LOANS, GUARANTEES OR INVESTMENTS

The provisions of Section 186(4) of the Companies Act, 2013 (the Act) requiring disclosure in the financial statements of the full particulars of the loans given, investment made or guarantee given or security provided and the purpose for which the loan or guarantee or security are proposed to be utilised by the recipient of the loan or guarantee or security are not applicable to the Corporation.

SIGNIFICANT AND MATERIAL ORDERS PASSED BY THE REGULATORS OR COURTS OR TRIBUNALS IMPACTING THE GOING CONCERN STATUS OF THE COMPANY AND ITS FUTURE OPERATIONS

There are no significant and/or material orders passed by the Regulators or Courts or Tribunals impacting the going concern status of future operations of the Corporation.

ENTERPRISE RISK MANAGEMENT

The Corporation has in place a robust ERM policy. The policy defines a Governance structure as well as the roles and responsibilities at each level. The ERM department is headed by the Chief Risk Officer (CRO) who reports to the Board Risk Management Committee through the Chairman and Managing Director (CMD) and Management-level ERM committee.

ERM department conducts risk assessment with the assistance of the Risk and Mitigation Plan Owners (RMOs), primarily Scale V level officers, where new risks are brought for discussion and thereafter the entire risk universe is re-calibrated with the objective of prioritization for mitigation. During the exercise, RMOs also propose controls/mitigation plans, which post deliberations are identified and recorded for implementation. The department conducts periodic review of the risk universe and checks the control effectiveness. The Management and Board Risk Management Committees are kept duly informed of developments and deviations.

As part of its allied activities, the ERM department reviews the Business Continuity Plan (BCP) and Business Impact assessment (BIA) which aims at providing continuity of services at a defined minimum acceptable level of critical functions and to safeguard the financial, competitive and reputational position in the short and medium term.

During the year under review, a neutral Third-Party Consultant was appointed for carrying out the Stress Test Exercise of GIC Re for the Financial Year 2019-20 based on financial data as on 31st March of 2019. The Stress Test Exercise evaluated scenarios of significant adverse threats to the future financial condition and found it to be adequately resilient. The Stress Test Report was shared with the Board and the Regulator.

The Standard Operating Procedures (SOP) which have been adopted for two key functions of the Corporation viz: Reinsurance and Investment and their related accounting activities and reviewed periodically with the objective of bringing in more efficiency and controls.

Company's Anti-Fraud Policy which covers prevention, identification, investigation and reporting of frauds is reviewed and updated annually. Corporation has declared 'Zero Tolerance' to any non-compliance to the terms and conditions of the Anti-Fraud policy.

CORPORATE SOCIAL RESPONSIBILITY (CSR) REPORTING

The Corporation is having a Corporate Social Responsibility Policy (CSR Policy) indicating the activities to be undertaken by the Corporation, which has been approved by the Board.

The CSR Policy may be accessed on the Corporation's website at the link:

<https://www.gicofindia.com/en/media-menuu/downloads/category/3-general-files>

The CSR Reporting as per Section 135 of the Companies Act, 2013 given in **Annexure I**.

AUDITORS AND AUDIT REPORT

STATUTORY AUDITORS

M/s J. Singh & Associates, Chartered Accountants and M/s D. R. Mohnot & Co., Chartered Accountants were appointed as Joint Statutory Auditors to audit the accounts of the Corporation for the financial year 2019-20 by the Comptroller & Auditor General of India under Section 139 and section 143 of the Companies Act, 2013.

The Auditors Report does not contain any qualification, reservation or adverse remark.

SECRETARIAL AUDIT

The Board has reappointed M/s. S. N. Ananthasubramanian & Co., Company Secretaries to conduct Secretarial Audit for the financial year 2019-20.

The Secretarial Audit Report does not contain any qualification, reservation or adverse remark except that the Company did not have Woman Independent Director on its Board as required under regulation 17(1)(a) of SEBI LODR, 2015 for the period from 1st April 2019 to 11th March 2020.

In this regard the Corporation has confirmed that being a Government Company, it is under the administrative control of Ministry of Finance. The Directors are appointed by President of India, acting through Ministry of Finance. The Corporation had constantly pursued the matter with the Ministry for ensuring compliance with composition of Board of Directors to the full extent of the Corporation's capacity. The Government of India through the Ministry of Finance after due processes involving screening, review and compliances appointed Ms. A. Manimekhalai as independent director w.e.f. 12.03.2020.

Pursuant to Section 204 of the Companies Act, 2013, the Secretarial Audit Report of the Corporation is given in **Annexure II**.

EXTRACT OF ANNUAL RETURN

Extract of Annual Return (Form MGT-9) of the Corporation is annexed herewith as **Annexure III** to this Report and also available on the website of the Corporation at <https://www.gicofindia.com/en/investors-en>.

COMPLIANCE CERTIFICATE ON CORPORATE GOVERNANCE

The Corporation has annexed to this report **Annexure IV**, a certificate obtained from the Practicing Company Secretary regarding compliance of conditions of Corporate Governance as stipulated in SEBI (Listing Obligations and Disclosure Requirements) Regulations, 2015.

MANAGEMENT DISCUSSION & ANALYSIS REPORT

The operations and future prospects of the Corporation is dealt in the Management Discussion and Analysis Report which forms part of the Directors Report.

FOREIGN EXCHANGE EARNINGS & OUTGO AND OTHER INFORMATION

The particulars of Foreign Exchange earnings/outgo as required by the Companies (Accounts) Rules, 2014 is given below:

i) Earnings ₹ 4,449.58 Crore

ii) Outgo ₹ (5,735.57) Crore

The earnings included all receipts denominated in foreign currencies in respect of premium, recovery of claims, outward commission and investment earnings. The outgo comprised all payments in foreign currency in respect of outward premium, claims on reinsurance accepted, commission and expenses of management (bank charges).

Expenses on (a) Entertainment (b) Foreign Tours and (c) Publicity and Advertisement amounted to ₹ 4,38,371 /-, ₹ 3,77,22,528/- and ₹ 7,37,43,058/- respectively for the year under review.

CONSERVATION OF ENERGY AND TECHNOLOGY ABSORPTION

The Corporation is not engaged in any manufacturing activity and as such there are no particulars to disclose under the Companies (Accounts) Rules, 2014 as regards Conservation of Energy or Technology absorption.

PERSONNEL AND INDUSTRIAL RELATIONS

I. Staff position as on 31st March 2020

Class I	-	Officers	499
Class III	-	Clerical Employees	68
TOTAL	-		567

II. Composition of Scheduled Castes and Scheduled Tribes in the employee Strength

Cadre	Total Employee Strength	Composition			
		SC	%	ST	%
Officers	499	80	16.03	28	5.61
Clerical	68	16	23.53	10	14.71
Sub-Staff	0	0	0.00	0	0.00
Total	567	96	16.93	38	6.70

III. Welfare of SC/ST/OBC:

As per the National Policy on reservation for SC/ST & OBC, GIC Re has framed rules, which allow reservations and concessions/relaxation for SC/ST and OBC in recruitment and promotion wherever applicable. Special in-house training classes are conducted

for SC/ST employees who are in the promotion zone in order to enable them to acquire knowledge so that they are able to give a better account of themselves in the written test. The Corporation also organizes online pre-recruitment trainings for the SC/ST candidates who apply for the recruitment examination on All India Basis.

DISCLOSURE UNDER THE SEXUAL HARASSEMENT OF WOMEN AT WORKPLACE (PREVENTION, PROHIBITION AND REDRESSAL) ACT, 2013

The Corporation has been employing women employees in various cadres within its office. The Corporation has in place a policy against Sexual Harassment in line with the requirements of the Sexual Harassment of Women at Workplace (Prevention, Prohibition and Redressal) Act, 2013. All employees are covered under the policy. There was no complaint received from any employee during the financial year 2019-20 and hence no complaint is outstanding as on 31st March 2020 for redressal.

IMPLEMENTATION OF OFFICIAL LANGUAGE POLICY OF THE CENTRAL GOVERNMENT

During the year under review, the Corporation improved its performance in implementation of Official Language Policy of the Government of India and complied with all the guidelines issued by the Ministry from time to time.

As mandated by the Official Language Policy of the Government, regular inspections of Departments situated in head office, Mumbai and liaison offices at Delhi and Chennai were carried out by the officials of Official Language Department.

Four In-house workshops were organized and four meetings of Official Language Implementation Committee were conducted during the year. Apart from the regular translation work, translation of Financial Standing Order (FSO) was carried out.

In-house quarterly journal KSHITIJ was published regularly. It was also made available on Corporation's website. During Hindi fortnight, various competitions were organized. The winners of these competitions were awarded prizes during the closing ceremony, which was followed by an in-house cultural programme.

CMD's Shield for Best Performing Department was awarded to Information Technology Management Group and certificates of recognition were given to Human Resources Department, Office Service Department and Secretarial Department as these departments were found to be the performing a stellar role in the Corporation for Official Language Implementation.

Almost all Officers and Employees are having working knowledge of Official Language.

Hindi typing facility through UNICODE is available on computers, to enable the Officers and Employees to do their day to day work in Hindi.

Officials of GIC have attended all Town Official Language Implementation Committee (TOLIC) meetings and participation was also assured in various programmes organized under the aegis of the Town Official Language Implementation Committee (TOLIC).

A Rajbhasha Sangosthi was organised by GIC Re under the aegis of TOLIC in which officials from 64 PSUs participated. The programme was very successful and was much appreciated by the participants.

Official Language Department of GIC was awarded a prize for Hindi In-house magazine KSHITIJ by TOLIC. GIC Re was also awarded the best Hindi Implementation prize by Ashirwad, Mumbai. Ashirwad is a Government recognised NGO working in the field of Official Language.

VIGILANCE

The Vigilance Department of the Corporation is headed by a Chief Vigilance Officer (CVO) in the rank of General Manager. The emphasis of the Vigilance Department is on preventive vigilance.

The Department also focuses on various systems improvement initiatives.

The focus of the Corporation, in concurrence with CVC guidelines, is to take proactive steps to avoid a vigilance-like situation. Audit reports are studied, and remarks made by Auditors are analyzed. Surprise inspections are conducted periodically, and lapses studied from a vigilance angle. Based on this, suggestions are made for improvement of systems and procedures of the Corporation. The purpose is to focus and accept vigilance as an organizational objective and create an atmosphere conducive to "Zero corruption" functioning, with role clarity and clear sense of direction. To improve vigilance administration, CVO and other officers also participate in the vigilance training programs/workshops conducted by reputed organizations.

Periodical discussions are held with the officials of various departments/companies to ensure financial and office discipline and imbibe a culture of value and ethics in the Corporation.

INTERNAL AUDIT DEPARTMENT

The Corporation has systems and controls in place covering all major areas of operations such as Underwriting, Investment, Finance and IT system. The main objective of an internal audit is to keep stringent control over all the activities of an organization, with a view to facilitate management assurance of the authenticity of the financial records, the efficiency of the operations of the firm and to strengthen the overall governance mechanism.

To, accomplish its objectives in a systematic, disciplined approach, Internal Audit Department has utilized the services of professional audit firms. During the year 2019-20, M/s Kailash Chand Jain & Co., Chartered Accountants, were appointed as Internal Auditors for Reinsurance Operations and Business Accounts and M/s Gokhale & Sathe, Chartered Accountants, were appointed as Internal Auditors for Investment Operations and other departments.

The Internal Audit Department also appoints Internal Auditors for foreign branches of GIC Re in London, Dubai and Malaysia, representative office in Moscow and International Financial Service Centre Insurance Offices (IIO) at GIFT City.

Besides, the following special audits were also arranged by the Internal Audit Department:

- | | |
|-------------------------------|---|
| 1. Secretarial Audit | 4. Audit of Indian Nuclear Insurance Pool |
| 2. RTI Audit | 5. Audit of Indian Market Terrorism Risk Insurance Pool |
| 3. Audit of FAIR Nat CAT Pool | 6. IRMSP Audit |

Internal Audit Department also liaisons with Comptroller & Auditor General of India (CAG) and other departments for matters relating to CAG audit. The status of Draft Paras (DPs) and Inspection Reports (IRs), issued by Comptroller & Auditor General of India (CAG), is placed before the Board and the Audit Committee of the Board from time to time.

The Internal Audit Department functions independently under the supervision of the Audit Committee of the Board. The Audit reports of GIC Re Head Office and Foreign branches are placed before the Audit Committee of the Board for their consideration and directions. Seven (7) meetings of the Audit Committee of the Board were held during the year 2019-20. Action Taken Reports were presented to the Audit Committee to report the status of progress on the implementation of the directions of the Committee.

During the year, the guidelines and scope of audit for Appointment of Internal Auditors of GIC Re were reviewed keeping in view the evolving role of auditors in a scenario where Corporate Governance, regulatory compliance, management reporting systems, transparency and prevention of fraud has gained increasing importance. Like every year emphasis was laid on core

business activities and audit of Reinsurance underwriting operations, settlement of outstanding accounts & reconciliations of broker balances, Treaty acceptances, Cash Call settlements and Settlement of Accounts were audited on concurrent basis. Other departments like Human Resources, IT, Communication, General Accounts, Office Services etc. were also covered during the year.

Besides major expenditures incurred, both Revenue and Capital, having financial implications were also subjected to audit. Audit of Investment Operations was conducted on concurrent basis. This covered the primary and secondary market transactions. In line with RBI directions, Subsidiary Government Ledger (SGL) for Central and State Government Securities were subjected to concurrent audit and confirmation of correctness of balances and its reconciliation at the end of each month were sent to RBI. The same were also placed before the Audit Committee at its meetings.

The major contributions of the auditors during the year include appraising the management of the scope of improvement in cash call servicing, broker-wise and cedant-wise receivable management, reduction in unappropriated amounts and streamlining of outstanding loss reserves. With the detailed increase in scope of audit of Investment Department, Human Resources, IT, Communication, General Accounts, Office Services etc. auditors were able to recommend better internal control, reporting and monitoring environment.

The Audit function in the Corporation has brought about improvement in data quality, acceleration in claim processing, streamlining of process of accounts receivable management in the Reinsurance Operations. By critically appraising the Management of the Corporation of the various systems and processes, the Internal Audit Department facilitated to strengthen the overall governance mechanism.

The Annual Budget of the Corporation/Mid-Year budget review exercise based on Budget Estimates of individual Departments were placed before the Board for approval.

RTI ACT, 2005

The Corporation has in place the stipulated structure to implement the RTI Act, 2005 in the Organization. The Setup is headed by a Director & General Manager designated as the Transparency & Nodal Officer. A General Manager functions as the Appellate Authority, an Assistant General Manager is the Central Public Information Officer, an Assistant General Manager discharges the duties of Assistant Public Information Officer under the provisions of the Act. An Assistant Manager has been nominated as Nodal Officer, MIS. The Corporate website www.gicofindia.com also hosts information as relevant to the Corporation, under the Act. It has separate Right to Information link developed and continuously updated by the RTI Cell (<https://www.gicofindia.com/en/right-to-information>) containing information and complying with the provisions under the RTI Act, 2005 and other Ministerial and CIC circulars. GIC in the FY 2019-20 complied with the guidelines issued by Ministry of Personnel regarding Implementation of suo moto disclosure u/s 4 of the RTI Act, 2005 and its Audit thereof.

During the period under review (2019-20) the Corporation received one hundred and eighty four Applications and ten First Appeals and one second appeal under the RTI Act, 2005. All the Applications were duly replied and appeals were disposed of well within the stipulated time. One Second Appeal has been filed against the Corporation before Central Information Commission.

INFORMATION TECHNOLOGY MANAGEMENT GROUP (ITMG)

The role of Information Technology has been gaining in importance over the years as the business model evolves with the emergence of new technology continuously. Applying 'state of art' technology and processes is important for GIC Re in moving towards the set vision of becoming a leading global reinsurance and risk solution provider.

Information Technology Management Group (ITMG) has been ably supporting the needs of the stakeholders for business and reporting. During the year under review ITMG, while ensuring availability of uninterrupted IT services and keeping the data secure undertook the following major activities:

- Catastrophe Modelling- ITMG assisted underwriting and protection sections in effectively using a global catastrophe modelling software for various perils and different territories worldwide by organizing a month long training and hands on session to the underwriters by modelling experts.
- Data Centre capacity has been enhanced by adding more nodes into the Hyperconverged Infrastructure (HCI).
- DR Drill was successfully conducted.
- ITMG also conducts periodic data restoration activities to ensure that past as well as live data backed up is always available.
- ITMG has accomplished various in-house projects in SAP within the given time frame. These include,
 1. New business activation for FAIR NATCAT Reinsurance pool.
 2. Support for timely premium collection by monitoring upcoming payment warranty breaches.
 3. Robotic Process Automation: A new project has been initiated to take advantage of the capabilities of Robotic Process Automation for automating the Accounts booking and settlement process.

Special Projects:

- ITMG has developed an in-house online health insurance premium calculator portal for a client of the Life Reinsurance Department,
- ITMG as a team successfully enabled the employees of the organization to work from home from the last week of March 2020 during lockdown by reviewing systems for security, preparing guides and assisting users to be familiar in using technology for accessing the enterprise system and to hold virtual meetings. This has ensured that the Business Continuity capabilities of the organization have been validated in real time scenario.

To review the controls and assess the vulnerabilities of the IT systems, Vulnerability and Penetration Testing (VAPT) audit is conducted periodically by experts and actions are taken based on the reports. Talks by experts are arranged to disseminate information on security threats for the Middle and Top Management. Information Security Policy is circulated to all employees. Skill development, training and building awareness of the IT team is a continuous process. In the age of disruptive technologies, the team keeps abreast of the ever-evolving concepts such as Block Chain, Machine Learning/Artificial Intelligence and Robotic Process Automation by participation at relevant conferences, seminars and specific training.

TRAINING/HRD

Employees today are required to compete in a dynamic environment where in technology, ideas and events converge rapidly, creating challenges and opportunities for them.

For this, one is required to constantly learn new skills and be abreast of knowledge as well as excel in Inter-personal relationships, too. Training Department enables the employees in perfecting their in-born talents and learning new skills. We empower them to use imagination, develop creative solutions, and remain flexible while ideating or communicating. Both experienced and young leaders become equipped to motivate others to turn their ideas into results that make a difference to business. Training plays an important role in the overall growth of the organization.

In the year 2019-20, training was imparted to all levels of employees. Training programmes were conducted for the employees at GIC Suraksha Premises; National Insurance Academy, Pune; Insurance Institute of India, BKC, Mumbai; Hotel Astoria, Churchgate and other Reputed Institutes. Many soft skilled programmes as well as technical based programmes were initiated and completed successfully.

A summary of various training programmes organized by the Training Department are indicated below:

Organization	No. of Programmes	No. of Employees trained
GIC Re	11	422
National Insurance Academy	27	131
Insurance Institute of India	9	60
Other Reputed Institutes	60	151
Seminar/Conferences/Trainings in Foreign Countries	30	68

Some highlights of the programmes are:

1. 45 days long **Induction Training Programme** was conducted at National Insurance Academy, Pune for 27 Direct Recruit Scale-1 Officers (Assistant Manager). The sessions covered aspects of both, Insurance and Reinsurance.
2. This year training department has arranged the workshop on **Indian Accounting Standards** at NIA Pune. The programme contents were analyzed and recommended by the higher authorities of GIC Re. The focus was entirely on equipping the employees working in the Account section to be aware about the upcoming Accounting Standards. The programme was received very well by all the participants.
3. A customized programme on **RMS** was arranged for the employees working in the Reinsurance, Protection and other departments. Approximately 50 employees gained the benefit from this programme. The programme was conducted in coordination with ITMG department and RMS officials.
4. GIC Re has organized an **International workshop on "Basics of Reinsurance"** for its foreign associates and colleagues. 30 participants from ASEAN countries were part of this programme. Training department has conducted this workshop in coordination with the Insurance Institute of India, BKC, Mumbai.
5. A specialized **"International Life Reinsurance Programme"** was conducted by the Insurance Institute of India this year at Mumbai. GIC Re's Life Re department has nominated few of the foreign associates for this programme. The programme was very appreciated by the nominated participants and they have expressed their desire to have such programmes every year.
6. The Training Department also conducted the **Pre-Promotional training programme** for all eligible employees in 3 batches this year to familiarize them about the important examination topics like Reinsurance, RI Claims, Accounts etc. The faculties for this programme were in-house.
7. As part of the Vigilance Awareness Week, training department has organized a training on **"Preventive Vigilance - DO's and DON'T's"** for AMs, DMs, SMs and CMs of GIC Re. The faculty for this session was our CVO, Mr. Bijayananda Padhi. This session was focused on making the employees at the managerial level aware about the common precautionary measures that can be taken at their level.
8. This year on the occasion of Women's Day, Training department has arranged a **Workshop on Self-Defense** for all the female employees of GIC Re at Suraksha. The programme was held in cooperation with Tutelage organization. All the

participants have expressed an opinion to have such workshops on yearly basis. Such workshops prepare the mindset of the female employees for unwanted situations and make them more confident.

Training Department has tried to ensure that every employee was nominated to at least one training programme during the year 2019-20. Such initiatives enable our employees to be skilled enough to handle the complex business scenarios.

OVERSEAS EXPANSION

Overseas expansion of operations, through branch offices, subsidiaries and joint ventures is an integral part of the business growth strategy so as to expand the reach of the operations into multiple countries throughout the world. GIC Re targets expansion into new markets by efficiently using the potential and creating additional sustainable income opportunities, both in developed countries, where there is larger demand and in developing countries where there is increasing demand.

Expansion plans are drawn based on study of market opportunities, supported by understanding of the business, working environment and regulations in prospective markets. GIC Re has also been striking strategic partnership with reinsurers abroad to take advantage of the expertise and experience of both parties and leverage on economies of scale.

GIC Moscow Representative office is now upgraded into a wholly owned subsidiary named as GIC Perestrakhovanie LLC. The Central Bank of Russia - The Insurance Regulator of Russian Federation - issued the license on 30th January 2020. The subsidiary will commence its reinsurance operations soon.

In accordance with the Ordinance published in official gazette dated 1st April 2020 by Brazilian insurance regulator, Superintendence of Private Insurance (SUSEP), the status of GIC Re's Representative Office in Brazil is upgraded from 'Eventual Reinsurer' to 'Admitted Reinsurer'. With this upgrade, GIC Re can now have access to more reinsurance business from the Brazilian market.

INVESTMENT IN INSURANCE COMPANIES

DOMESTIC OPERATIONS

- **AGRICULTURE INSURANCE COMPANY OF INDIA LTD. (AICIL)**

The Corporation holds 35% equity of AICIL and NABARD holds 30% while the balance is held equally to the extent of 8.75% by the four public sector non-life insurance companies.

OVERSEAS OPERATIONS

The Corporation has 3 overseas offices viz Branch Offices in London, Dubai and Malaysia.

Apart from this, the Corporation has three wholly owned subsidiaries viz. GIC Re South Africa Ltd., Johannesburg; GIC Re, India, Corporate Member Limited, London and GIC Perestrakhovanie LLC., Moscow. The Corporation also has invested in the share capitals of Kenindia Assurance Company Ltd., Kenya, India International Insurance Pte Ltd., Singapore, Asian Reinsurance Corporation, Bangkok, East Africa Reinsurance Company Ltd., Kenya, and GIC Bhutan Re Ltd., Bhutan.

- **LONDON BRANCH (UK)**

During the current financial year 2019-20, the Gross Premium written by the Branch was GBP 136.33 million compared to GBP 99.29 million last year and earned a profit of GBP 5.19 million as against a profit of GBP 11.04 million last year.

- **DUBAI BRANCH (UAE)**

During the current financial year 2019-20, the Gross Premium written by the Branch is AED 521.94 million compared to AED 956.47 million last year and earned a profit of AED 248.61 million as against a loss of AED 25.91 million last year.

- **MALAYSIA BRANCH**

During the current financial year 2019-20, the Gross Premium written by the Branch was RM 856.16 million compared to RM 732.64 million and incurred a loss of RM 53.58 million as against a loss of RM 34.40 million.

- **KENINDIA ASSURANCE CO.LTD., KENYA**

The paid-up share capital of the Company is Kshs 561 million. The total shares held by GIC is 515,777 shares of Kshs 100 each as on 31st December 2019. The Corporations' holding in the share capital of the Company is 9.19%.

- **INDIA INTERNATIONAL INSURANCE PTE. LTD., SINGAPORE**

The Corporation holds 20% shares in India International Insurance Pte. Ltd., which has a share capital of S\$ 50 million. The total shareholding of GIC Re in the Company is 10 mn shares each of S\$1.

The Company has made a profit of S\$ 9.94 million as against a profit of S\$ 4.76 million last year.

The Directors have recommended a first & final dividend of 5.0 cents per share based on 2018 results.

- **ASIAN REINSURANCE CORPORATION, BANGKOK**

The Corporation is holding 6.32% of the share capital as Associate Member of Asian Re in addition to holding 0.99% of the share capital as its Regular Member on behalf of the Government of India.

- **EAST AFRICA REINSURANCE COMPANY LTD., KENYA**

The Corporation has 14.7521% stake in the share capital of East Africa Reinsurance Company Ltd., an existing profit-making reinsurance company in Kenya. The total shareholding of the Corporation is 221,281 shares of 1000 kShs, as on 31st December 2019.

The Company has made a profit of Kshs 589 million as against a profit of Kshs 616 million last year.

Board has recommended a total dividend of Kshs 100 million equivalent to 16.97% of PAT to registered shareholders as at 31st December 2019.

- **GIC Bhutan Re Ltd.**

The maiden reinsurance company of Bhutan is a Joint Venture between the Corporation and local Bhutanese promoters. The venture began its operations in the name 'GIC Bhutan Re Ltd' in December 2013.

The Corporation has a 26% stake in the Joint Venture and held 13,000,000 shares of value Nu 10 each as of 31st December 2019. The rest of the shareholding is divided between two Local Bhutanese promoters with 17% stake each and 40% shares are held by the public.

The Company has made a profit of Nu. 46.96 million as against a profit of Nu. 47.38 million (restated) last year. The Company has not declared any dividend for the year ended 31st December 2019.

- **GIC Re South Africa Ltd.**

GIC Re South Africa Ltd. is the Corporation's first 100% owned subsidiary (Wholly owned subsidiary) operational since October 2014. The Company when acquired was in the run-off for both Life as well as Non-life business. GIC started writing new non-life business since January 2015.

The Corporation held 571,030,862 no par value ordinary shares with a value of ZAR 1,142,061,724 constituting 100% of GIC Re South Africa Ltd's equity as of 31st March 2020.

The Company has made a profit of Rand 94.17 million as against a Profit of Rand 254.60 million last year.

The Company has not paid or declared any dividend during the year ended 31st March 2020.

• **GIC Re, India, Corporate Member Limited**

With the objective of becoming a reputed global reinsurer, GIC Re expanded into Lloyd's of London by offering reinsurance capacity to Lloyd's syndicates through quota share capital gearing treaties since 2011. Since as a capacity provider, GIC Re was required to have its own Corporate Membership at Lloyd's, GIC Re acquired I-CAT CCM TEN Ltd, an existing corporate Member company, in November 2013 and renamed it as GIC Re, India, Corporate Member Ltd, which is registered as a private limited company in the UK. The Company commenced reinsurance operations in 2014.

The business underwritten by the Company is fully reinsured with GIC Re.

The company has made a loss of GBP 0.13 million as against a profit of GBP 1.04 million last year.

The company has not declared payment of any dividend for the year.

• **GIC Perestrakhovanie LLC**

GIC Re had established a Representative Office in Moscow in the year 2002, inter alia, to study market opportunities and regulatory environment in the Russian Federation and in the FSU countries. During the year the Representative office was upgraded by way of setting up of wholly owned subsidiary company, GIC Perestrakhovanie LLC. Central Bank of Russia (the Russian Regulator) has granted license on 30th January 2020 and the Subsidiary is poised to commence operations from Russia, Armenia, Moldova, Azerbaijan, Kyrgyzstan, Kazakhstan, Turkmenistan, Uzbekistan, Tajikistan, Belarus, Georgia and Ukraine.

LISTING OF EQUITY SHARES

The shares of the Corporation are listed on National Stock Exchange of India Limited (NSE) and BSE Limited (BSE).

PUBLIC DEPOSITS

The Corporation has not accepted any deposits under Section 73 of the Companies Act, 2013.

DIRECTORS AND OTHER KEY MANAGERIAL PERSONNEL

The Board of Directors of the Corporation as on 31st March 2020 consisted of Seven (7) Directors, out of which five are independent Directors, one is Government Nominee Director and one is Chairman and Managing Director.

None of the Directors are related to any other Director or employee of the Corporation.

The details pertaining to composition and change in Board, committees and details of meetings is provided under Corporate Governance Report and hence not repeated here to avoid duplication.

DECLARATION BY INDEPENDENT DIRECTORS

All Independent directors have given a declaration that they meet the criteria of independence as laid down under Section 149(6) of Companies Act, 2013 and SEBI (Listing Obligations & Disclosure Requirements) Regulations, 2015.

POLICY FOR SELECTION AND APPOINTMENT OF DIRECTORS AND THEIR REMUNERATION

The Corporation being a Government Company, is exempted to furnish information under Section 134 (3) (e) of the Companies Act, 2013 vide MCA Notification dated 5th June 2015.

POLICY FOR REMUNERATION OF KEY MANAGERIAL PERSON AND OTHER EMPLOYEES

The Corporation, being a Government Company, the remuneration payable to Key Managerial Persons and other employees is as per the Government of India norms.

CODE OF CONDUCT UNDER SECURITIES AND EXCHANGE BOARD OF INDIA (PROHIBITION OF INSIDER TRADING) REGULATIONS, 2015

The Corporation has in place a Code of Conduct to regulate, monitor and report trades in securities by Directors, Employees & Connected Persons which is in conformity with the Securities and Exchange Board of India (Prohibition of Insider Trading) Regulations, 2015. The Code is applicable to the Employees of the Corporation, Designated Persons, and their Immediate Relatives and Connected Persons, to the extent applicable. The objective of the Code is to prohibit insider trading in any manner by the Designated Persons and to maintain confidentiality of unpublished price sensitive information and access to information on a 'need to know' basis.

VIGIL MECHANISM/ WHISTLE BLOWER POLICY

The Corporation, being a Government Company is subjected to the CVC Guidelines and the Corporation has a separate Vigilance Department administering the Vigilance matters.

The Corporation has a Whistle Blower Policy /Vigil Mechanism Policy approved by the Board and the same is placed on the website of the Corporation.

CORPORATE GOVERNANCE

The Corporation continues to adopt the best practices of Corporate Governance to ensure transparency, integrity and accountability in its functioning. The Corporate Governance Report has been incorporated as a separate section, forming part of this Annual Report.

BUSINESS RESPONSIBILITY REPORTING

Business Responsibility Report as stipulated under Regulation 34 of the SEBI (Listing Obligations & Disclosure Requirements) Regulations, 2015 forms part of the Annual Report and has been hosted on the website of the Corporation and can be viewed at www.gicofindia.com.

CEO / CFO CERTIFICATION

In terms of SEBI (Listing Obligation & Disclosure Requirements) Regulations, 2015, the certification by the Managing Director & CEO and Chief Financial Officer of the Corporation on the financial statements and internal controls relating to financial reporting has been obtained.

DETAILS OF UNCLAIMED SUSPENSE ACCOUNT

Details of Unclaimed Suspense Account as provided by our RTA i.e. KFin Technologies Private Limited pursuant to Regulation 39 read with Part F of Schedule V of SEBI (Listing Obligations & Disclosure Requirements) Regulations, 2015.

Sr. No.	Description	No. of Shareholders	No. of Shares
1	Aggregate number of shareholders and the outstanding shares lying unclaimed as on 01.04.2019	01	32
2	Number of shareholders who approached Listed entity for transfer of shares from suspense account during the year	0	0
3	Number of shareholders to whom shares were transferred from suspense account during the year	0	0
4	Aggregate number of shareholders and the outstanding shares lying unclaimed as on 31.03.2020	01	32

DIRECTORS RESPONSIBILITY STATEMENT

Pursuant to the provisions of section 134 of Companies Act, 2013, the Directors confirm that:

1. In the preparation of annual accounts, the applicable accounting standards have been followed along with proper explanations relating to material departures;
2. The Directors have selected such Accounting policies and applied them consistently and made judgements and estimates that are reasonable and prudent so as to give a true and fair view of the state of affairs of the Corporation at the end of the financial year and the profit and loss of the Corporation for that period.
3. The Directors have taken proper and sufficient care for the maintenance of adequate accounting records in accordance with the provisions of Companies Act, 2013 for safeguarding the assets of the Corporation and for preventing and detecting fraud and other irregularities;
4. The Directors have prepared the annual accounts on a going concern basis;
5. The Directors have laid down internal financial control to be followed by the Corporation and that such Internal Financial Controls are adequate and are operating effectively; and
6. The Directors have devised proper systems to ensure compliance with applicable laws and that such systems were adequate and operating effectively.

MATERIAL CHANGES AND COMMITMENTS AFFECTING THE FINANCIAL POSITION OF THE CORPORATION

Following is the detail of one major loss which occurred during the month of April 2020:

Name of Insured	Cause of loss	Date of Loss	Cedant	100% loss (INR crs.)	GIC's share of Gross loss (INR crs.)	GIC's share of Net loss (INR crs.)
M/s. Tagros Chemicals India (P) Ltd.	Fire	8 th April, 2020	United India Insurance Co. Ltd.	275.00	93.96	90.45

BOARD MEETINGS

The number of Board meetings held during financial year 2019-20 of the Corporation were seven (7) and these are as follows:

23 rd May 2019	29 th July 2019	27 th August 2019	10 th February 2020
27 th June 2019	14 th August 2019	11 th November 2019	

SECRETARIAL STANDARDS

During 2019-20, the Corporation was in compliance with the applicable accounting standards issued by the Institute of Company Secretaries of India with respect to Board and General Meetings.

SUBMISSION OF ACCOUNTS BEFORE PARLIAMENT

As confirmed by the Ministry of Finance, Insurance Division, the Annual Report of the Corporation for the year 2018-19 along with Directors Report were placed before both the Houses of Parliament under Section 394 of the Companies Act, 2013 as per details given below:

LOK SABHA 2nd December 2019

RAJYA SABHA 3rd December 2019

ACKNOWLEDGEMENT

The Corporation is grateful to the Insurance Regulatory and Development Authority of India, Government of India, Reserve Bank of India and Securities and Exchange Board of India for their continued cooperation, support and guidance. The Corporation wishes to thank its investors, rating agencies, depositories, Registrar & Share Transfer Agent & Stock Exchanges for their support.

The Corporation would like to express its gratitude for the continued support and guidance received from Principal Director of Commercial Audit and Ex-Officio Member, Audit Board - I, Mumbai.

The Directors express their deep sense of appreciation to all the employees, whose outstanding professionalism, commitment and initiative have made the Organisation's growth and success possible and continue to drive its progress. Finally, the Directors wish to express their gratitude to the Members for their trust and support.

For and on behalf of the Board of Directors

Sd/-

(Devesh Srivastava)

Chairman and Managing Director

Date : 24th June 2020

Place : Mumbai

1. Brief outline of CSR policy:

The vision is to strive to transform India into a risk-aware society from being a risk-averse society by integrating social, environmental and health concerns of the Indian society into Corporation's CSR policy and programmes.

The thrust of CSR activities is on capacity building, empowerment of communities, inclusive socio-economic growth, environment protection, promotion of green and energy efficient technologies, development of backward regions and upliftment of the marginalized and under-privileged sections of the society.

2. Composition of CSR Committee:

Shri Devesh Srivastava, Chairman and Managing Director

Ms. Dakshita Das, Government Nominee Director

Shri Atanu Kumar Das, Independent Director

Shri G. B. Pande, Independent Director

3. Average Net profit of Company for last three financial years: ₹ 3,886.57 Crore

4. Prescribed CSR expenditure (2% of the amount in item 3): ₹ 77.73 Crore

5. Details of CSR spent during financial year 2019-20:

a) Total Amount to be spent in Financial Year: ₹ 77.73 Crore

b) Amount Unspent: ₹ 0.00

c) Manner in which the amount spent during the financial year in detail:

S. No.	CSR project identified	Sector in which the project is covered	Projects/ Programmes Local area State/District	Amount outlay (₹)	Amount spent on the Projects or Programmes (₹)		Cumulative expenditure (₹)	Amount spent: Direct or through Implementing Agency (₹)
					Direct	Overhead		
(1)	(2)	(3)	(4)	(5)	(6)		(7)	(8)
1	Artificial Limbs Manufacturing Corporation of India Limited	Disability camps	Firozpur, Punjab; Haridwar, Uttarakhand; Amravati & Udgir, Maharashtra; Indore, Madhya Pradesh; Goa; Darjeeling, West Bengal; Kozhikode, Kerala; Mysore, Karnataka; Vishakhapatnam, Andhra Pradesh	4,00,00,000	3,98,84,767	0.00	3,98,84,767	DIRECT-ALIMCO

S. No.	CSR project identified	Sector in which the project is covered	Projects/ Programmes Local area State/District	Amount outlay (₹)	Amount spent on the Projects or Programmes (₹)		Cumulative expenditure (₹)	Amount spent: Direct or through Implementing Agency (₹)
					Direct	Overhead		
(1)	(2)	(3)	(4)	(5)	(6)		(7)	(8)
2	Amar Seva Sangam	Infrastructure	Ayyikudy, Tamil Nadu	63,84,865	63,74,865	0.00	63,74,865	DIRECT-ASSA
3	Aravind Eye Hospital	Glaucoma	Madurai, Tamil Nadu	2,73,40,000	1,49,73,601	0.00	1,49,73,601	DIRECT-AEH
4	Bosco Net	Buses	Madurai, Tamil Nadu	58,54,500	58,54,500	0.00	58,54,500	DIRECT-BN
5	BMVSS Jaipur	Disability camps	Jaipur, Dausa, Mahadevpura, Baran in Rajasthan; Alipurduar, Cooch Behar, Jalpaiguri in West Bengal and Bengaluru, Karnataka	3,00,00,000	2,54,23,000	0.00	2,54,23,000	DIRECT-BMVSS
6	Cancer Patients Aids Association	Cancer care	Mumbai, Maharashtra	47,25,000	11,81,250	0.00	11,81,250	DIRECT-CPAA
7	Ciigma Health Foundation	Cancer awareness and screening	Aurangabad, Maharashtra	18,00,000	17,98,000	0.00	17,98,000	DIRECT-CHF
8	DHAN Foundation	Infrastructure	Madurai, Karnataka	1,60,64,400	1,19,39,400	0.00	1,19,39,400	DIRECT-DIF
9	Dean Foundation	Holistic palliative care	Chennai, Tamil Nadu	6,25,000	6,25,000	0.00	6,25,000	DIRECT-DF
10	Fellowship of the Physically Handicapped	Disability camps	Vapi, Gujarat	15,00,000	13,07,838	0.00	13,07,838	DIRECT-FPH
11	Fellowship of the Physically Handicapped	Bus	Mumbai, Maharashtra	20,64,042	20,64,042	0.00	20,64,042	DIRECT-FPH

S. No.	CSR project identified	Sector in which the project is covered	Projects/ Programmes Local area State/District	Amount outlay (₹)	Amount spent on the Projects or Programmes (₹)		Cumulative expenditure (₹)	Amount spent: Direct or through Implementing Agency (₹)
					Direct	Overhead		
(1)	(2)	(3)	(4)	(5)	(6)		(7)	(8)
12	Fellowship of the Physically Handicapped	Printer	Mumbai, Maharashtra	9,93,500	9,93,500	0.00	9,93,500	DIRECT-FPH
13	Hope Foundation	Books	Mahad, Maharashtra	10,11,620	10,11,573	0.00	10,11,573	DIRECT-HF
14	Indian Development Foundation	Dignity project	Maharashtra, Goa, Andhra Pradesh, Tamil Nadu, Karnataka	25,00,000	25,00,000	0.00	25,00,000	DIRECT-IDF
15	Impact Assessment Study	IAS-AASS	Ranchi, Jharkhand	76,700	76,700	0.00	76,700	DIRECT-AMCS
16	Impact Assessment Study	IAS-RMS	Ranchi, Jharkhand	70,800	70,800	0.00	70,800	DIRECT-AMCS
17	Impact Assessment Study	IAS-SSN	Ranchi, Jharkhand	70,800	70,800	0.00	70,800	DIRECT-AMCS
18	Impact Assessment Study	IAS-BMVSS	Kolkata, West Bengal	3,77,600	3,77,600	0.00	3,77,600	DIRECT-SSESS
19	Impact Assessment Study	IAS-TAPF	Kolkata, West Bengal	4,48,400	4,48,400	0.00	4,48,400	DIRECT-SSESS
20	Impact Assessment Study	IAS-SRF	Kolkata, West Bengal	1,65,200	1,61,070	0.00	1,61,070	DIRECT-SSESS
21	Impact Assessment Study	IAS-AEH	Kolkata, West Bengal	1,45,140	1,45,140	0.00	1,45,140	DIRECT-SSESS
22	Impact India Foundation	Life line express	Varanasi, Uttar Pradesh	6,37,861	6,37,861	0.00	6,37,861	DIRECT-IIF

S. No.	CSR project identified	Sector in which the project is covered	Projects/ Programmes Local area State/District	Amount outlay (₹)	Amount spent on the Projects or Programmes (₹)		Cumulative expenditure (₹)	Amount spent: Direct or through Implementing Agency (₹)
					Direct	Overhead		
(1)	(2)	(3)	(4)	(5)	(6)		(7)	(8)
23	Karachi Maharashtra Shikshan Prasarak Mandal	Renewable energy & hygiene	Kudal, Maharashtra	25,88,374	19,62,583	0.00	19,62,583	DIRECT-KMSPM
24	Kendriya Sainik Board	Penury Grant	Pan India	8,80,00,000	8,80,00,000	0.00	8,80,00,000	DIRECT-KSB
25	Language and Learning Foundation	Education	Chhattisgarh & Haryana	36,25,500	36,25,500	0.00	36,25,500	DIRECT-LLF
26	Language and Learning Foundation	Education	Ambala, Haryana	95,31,645	63,54,430	0.00	63,54,430	DIRECT-LLF
27	PM CARES Fund	Health-COMD 19relief	Pan India	22,80,82,217	22,80,82,217.00	0.00	22,80,82,217	DIRECT-PMCARES
28	Parivaar Education Society	Informal education and nutrition	Devas, Madhya Pradesh	2,21,92,086	2,21,92,086	0.00	2,21,92,086	DIRECT-PES
29	Madat Charitable Trust	Cancer care	Mumbai, Maharashtra	91,35,000	45,67,500	0.00	45,67,500	DIRECT-MCT
30	Masoom	Night school programme	Mumbai, Maharashtra	46,06,132	46,06,132	0.00	46,06,132	DIRECT-Masoom
31	M K Educational Society	Classroom digitalization	Mumbai, Maharashtra	8,70,048	8,70,048	0.00	8,70,048	DIRECT-MKSES
32	NARMADA	Infrastructure-school	Purnalepa, Madhya Pradesh	57,50,000	57,50,000	0.00	57,50,000	DIRECT-NARMADA
33	Naya Savera	Deaddiction Programme	Kullu, Himachal Pradesh & Noida	32,40,000	16,20,000	0.00	16,20,000	DIRECT-NS

S. No.	CSR project identified	Sector in which the project is covered	Projects/ Programmes Local area State/District	Amount outlay (₹)	Amount spent on the Projects or Programmes (₹)		Cumulative expenditure (₹)	Amount spent: Direct or through Implementing Agency (₹)
					Direct	Overhead		
(1)	(2)	(3)	(4)	(5)	(6)		(7)	(8)
34	Rail Sahyog	Steel benches	Pan India	14,30,25,000	14,30,25,000	0.00	14,30,25,000	DIRECT-RS
35	RK HIV & AIDS Research Centre	Health care	Mumbai, Maharashtra	42,00,000	21,00,000	0.00	21,00,000	DIRECT-RKHIV
36	Ramakrishna Seva Mission	Nursing scholarship	Vrindavan, Uttar Pradesh	24,99,200	24,99,200	0.00	24,99,200	DIRECT-RSM
37	Ramakrishna Mission Aalo	School benches	Aalo, Arunachal Pradesh	24,99,594	24,99,594	0.00	24,99,594	DIRECT-RMA
38	RSS Jankalyan Samiti Maharashtra Prant	Bus	Latur, Maharashtra	15,65,407	15,65,407	0.00	15,65,407	DIRECT-RSS JSMP
39	Seva Mandir	School bags	Udaipur and Rajsamand , Rajasthan	3,78,675	3,41,955	0.00	3,41,955	DIRECT-SM
40	Seva Mandir	Infrastructure-Training Centre	Udaipur, Rajasthan	30,52,862	10,17,621	0.00	10,17,621	DIRECT-SM
41	Smile Foundation	Health care	Mumbai, Maharashtra; Kullu, Himachal Pradesh; Bilaspur, Chhattisgarh; West Singhbhum, Jharkhand	3,57,07,732	61,99,772	0.00	61,99,772	DIRECT-SF
42	Shraddha Rehabilitation Foundation	Destitute care	Karjat, Maharashtra	1,95,42,450	1,69,17,761	0.00	1,69,17,761	DIRECT-SRF
43	Shraddha Rehabilitation Foundation	Destitute care	Karjat, Maharashtra	1,53,21,000	78,90,315	0.00	78,90,315	DIRECT-SRF

S. No.	CSR project identified	Sector in which the project is covered	Projects/ Programmes Local area State/District	Amount outlay (₹)	Amount spent on the Projects or Programmes (₹)		Cumulative expenditure (₹)	Amount spent: Direct or through Implementing Agency (₹)
					Direct	Overhead		
(1)	(2)	(3)	(4)	(5)	(6)		(7)	(8)
44	Samaritan Help Mission	Infrastructure-School	Howrah, West Bengal	1,68,42,500	1,68,42,500	0.00	1,68,42,500	DIRECT-SHM
45	Samaritan Help Mission	Infrastructure-Hospital	Howrah, West Bengal	75,78,750	75,78,750	0.00	75,78,750	DIRECT-SHM
46	Saunvardhan Pratishthan	Infrastructure-School	Sindhudurg, Maharashtra	98,31,736	24,57,934	0.00	24,57,934	DIRECT-SP
47	Save The Children India	Bus	Mumbai, Maharashtra	28,08,078	28,08,078	0.00	28,08,078	DIRECT-STC
48	Sri Sankaradeva Nethralaya	Bus	Guwahati, Assam	38,33,000	38,33,000	0.00	38,33,000	DIRECT-SHM
49	Sri Sankaradeva Nethralaya	Health	Guwahati, Assam	12,03,600	12,03,600	0.00	12,03,600	DIRECT-SSN
50	Sri Shanmukhananda Fine Arts & Sangeet Sabha	Health	Mumbai, Maharashtra	8,50,000	8,50,000	0.00	8,50,000	DIRECT-SSFASS
51	Shree Pragnachakshu Mahila Seva Kunj	Renewable energy	Umargaon, Gujarat	3,00,000	2,29,120	0.00	2,29,120	DIRECT-SPCMSK
52	Shree Pragnachakshu Mahila Seva Kunj	Renewable energy	Morbi & Umargaon, Gujarat	21,78,000	10,89,000	0.00	10,89,000	DIRECT-SPCMSK
53	Swacchata Abhiyan	Cleanliness	Mumbai, Maharashtra	10,000	7,580	0.00	7,580	DIRECT
54	The Akshaya Patra Foundation	Kitchen	Puducherry	3,55,29,520	3,55,29,520	0.00	3,55,29,520	DIRECT-TAPF
55	The Akshaya Patra Foundation	Midday meal	Bhillai & Rourkela, Odisha	3,07,29,600	3,07,29,600	0.00	3,07,29,600	DIRECT-TAPF
56	Tata Memorial Center	Cancer care	Mumbai, Maharashtra	5,04,00,000	68,92,796	0.00	68,92,796	DIRECT-TMC

S. No.	CSR project identified	Sector in which the project is covered	Projects/ Programmes Local area State/District	Amount outlay (₹)	Amount spent on the Projects or Programmes (₹)		Cumulative expenditure (₹)	Amount spent: Direct or through Implementing Agency (₹)
					Direct	Overhead		
(1)	(2)	(3)	(4)	(5)	(6)		(7)	(8)
57	The Pride India	Health	Osmanabad, Maharashtra	25,00,000	23,66,925	0.00	23,66,925	DIRECT-TP
58	Vivekananda Medical Foundation & Research Centre	Health	Latur, Maharashtra	19,17,121	19,17,121	0.00	19,17,121	DIRECT-VMRRC
59	Village Adoption	Community centre	Girjawade, Vanjulshet, Pimpri, Kode budruk, Ker bhekurli, Teurvadi, Chimbave and Jasapur in Maharashtra	9,99,000	95,803	0.00	95,803	DIRECT-MU&A
60	Vivek Vyaspeeth	Slum development	Pune, Maharashtra	24,84,000	6,21,000	0.00	6,21,000	DIRECT-VV
61	Warrier Foundation	Handwriting	Ramnagar, Karnataka	3,50,000	3,50,000	0.00	3,50,000	DIRECT-WF
	Total (₹)			91,86,13,255	78,50,09,155	0.00	78,50,09,155	

6. Reasons for the unspent amount: The unspent amount is NIL.

An additional amount of ₹ 77,09,155 was spent on various on-going projects as it was recovered from CSR projects of Sri Sankaradeva Nethralaya and S P Medical College of Financial Year 2018-19.

7. Responsibility Statement of the CSR Committee:

We hereby affirm that the CSR Policy, as approved by the Board, has been implemented and the CSR Committee monitors the implementation of CSR Projects and activities in compliance with our CSR objectives.

Sd/-
(Shri Devesh Srivastava)
Chairman and Managing Director
Chairman-CSR Committee

Secretarial Audit Report - Annexure-II

FORM NO. MR – 3
SECRETARIAL AUDIT REPORT
FOR THE FINANCIAL YEAR ENDED 31ST MARCH, 2020

[Pursuant to Section 204(1) of the Companies Act, 2013 and Rule No. 9 of the Companies (Appointment and Remuneration of Managerial Personnel) Rules, 2014]

To,

The Members,

General Insurance Corporation of India

CIN: L67200MH1972GOI016133

"Suraksha", 170, Jamshedji Tata Road,
 Churchgate, Mumbai - 400020.

We have conducted Secretarial Audit of compliance with the applicable statutory provisions and adherence to good corporate practices by **General Insurance Corporation of India** (hereinafter called 'the Company') for the **Financial Year ended 31st March, 2020**. Secretarial Audit was conducted in a manner that provided us a reasonable basis for evaluating the corporate conducts/statutory compliances and expressing our opinion thereon.

Based on our verification of the Company's books and papers, minute books, forms and returns filed and other records maintained by the Company and also the information provided by the Company, its officers, agents and authorized representatives during the conduct of Secretarial Audit, we hereby report that in our opinion, the Company has, during the audit period covering the **Financial Year ended 31st March, 2020** complied with statutory provisions listed hereunder and also that the Company has proper Board-processes and compliance-mechanism in place to the extent, in the manner and subject to the reporting made hereinafter.

We have examined the books and papers, minute books, forms and returns filed and other records maintained by the Company for the **Financial Year ended 31st March, 2020** according to the provisions of:

- (i) The Companies Act, 2013 ('the Act') and the rules made thereunder;
- (ii) The Securities Contracts (Regulation) Act, 1956 ('SCRA') and the rules made thereunder;
- (iii) The Depositories Act, 1996 and the Regulations and Bye-laws framed thereunder;
- (iv) Foreign Exchange Management Act, 1999 and rules and regulations made thereunder to the extent of Foreign Direct Investment, Overseas Direct Investment and External Commercial Borrowings - **Not applicable to the extent of External Commercial Borrowings as there was no reportable event during the financial year under review;**
- (v) The following Regulations and Guidelines prescribed under the Securities and Exchange Board of India Act, 1992 ('SEBI Act'):
 - (a) The Securities and Exchange Board of India (Substantial Acquisition of Shares and Takeovers) Regulations, 2011;
 - (b) The Securities and Exchange Board of India (Prohibition of Insider Trading) Regulations, 2015;
 - (c) The Securities and Exchange Board of India (Issue of Capital and Disclosure Requirements) Regulations, 2018 - **Not applicable as there was no reportable event during the financial year under review;**

- (d) The Securities and Exchange Board of India (Share Based Employee Benefits) Regulations, 2014 - **Not applicable as there was no reportable event during the financial year under review;**
- (e) The Securities and Exchange Board of India (Issue and Listing of Debt Securities) Regulations, 2008 - **Not applicable as there was no reportable event during the financial year under review;**
- (f) The Securities and Exchange Board of India (Registrars to an issue and Share Transfer Agents) Regulations, 1993 regarding the Companies Act and dealing with client - **Not applicable as the Company is not registered as Registrar to an Issue and Share Transfer Agent during the financial year under review;**
- (g) The Securities and Exchange Board of India (Delisting of Equity Shares) Regulations, 2009 - **Not applicable as there was no reportable event during the financial year under review;**
- (h) The Securities and Exchange Board of India (Buyback of Securities) Regulations, 2018 - **Not applicable as there was no reportable event during the financial year under review;**
- (i) The Securities and Exchange Board of India (Listing Obligations and Disclosure Requirements) Regulations, 2015.
- (vi) Management has identified and confirmed the following laws as being specifically applicable to the Company:
 - (a) The Insurance Act, 1938 including amendments made thereafter;
 - (b) IRDA (Investment) Regulation, 2016;
 - (c) Corporate Governance Guidelines, 2016 issued by IRDAI;
 - (d) IRDA (General Insurance-Reinsurance) Regulations, 2016;
 - (e) IRDA (Appointed Actuary) Regulations, 2017;
 - (f) IRDA (Life Insurance-Reinsurance) Regulations, 2013;
 - (g) IRDA (Assets, Liabilities and Solvency Margin of General Insurance Business) Regulations, 2016;
 - (h) IRDA (Preparation of Financial Statements and Auditor's Report of Insurance Companies) Regulations, 2002;
 - (i) IRDA (Places of Business) Regulations, 2015;
 - (j) Indian Insurance Companies (Foreign Investment) Rules, 2015;
 - (k) IRDA (Form of Annual Statement of Accounts and Records) Rules, 2001;
 - (l) IRDA (Issuance of Capital by Indian Insurance Companies Transacting Other than Life Insurance Business) Regulations, 2015;
 - (m) IRDAI (Reinsurance) Regulations, 2018.

We have also examined compliance with the applicable clauses of the following:

- (i) Secretarial Standards with respect to Meetings of Board of Directors (SS-1) and General Meetings (SS-2) issued by The Institute of Company Secretaries of India;
- (ii) Listing Agreements entered into by the Company with BSE Limited and National Stock Exchange of India Limited.

During the period under review, the Company has complied with the provisions of the Act, Rules, Regulations, Guidelines, Standards etc. mentioned above subject to the following observation:

- *The Company, pursuant to proviso to Regulation 17(1) (a) of The Securities and Exchange Board of India (Listing Obligations and Disclosure Requirements) Regulations, 2015 was required to appoint a Woman Independent Director on or before 1st April, 2019. The said appointment was made on 12th March, 2020.*

We further report that:

- The Board of Directors of the Company is duly constituted with proper balance of Executive Directors, Non-Executive Directors, Independent Directors *except* Woman Independent Director as stated elsewhere in this report; Changes in the composition of Board of Directors that took place during the year under review, were carried out in compliance with the provisions of the Act;
- Adequate notice is given to all Directors to schedule Board Meetings; agenda and detailed notes on agenda were sent at least seven days in advance and a system exists for seeking and obtaining further information and clarifications on agenda items before the meeting and for meaningful participation at the meeting;
- All the decisions of the Board and Committees thereof were carried through with requisite majority.

We further report that based on review of compliance mechanism established by the Company and on the basis of the Compliance Certificate(s) issued by the Company Secretary and taken on record by the Board of Directors at their meeting(s), we are of the opinion that there are adequate systems and processes in place in the Company which is commensurate with its size and operations, to monitor and ensure compliance with applicable laws, rules, regulations and guidelines; and

- As informed, the Company has responded appropriately to notices received from various statutory/regulatory authorities including initiating actions for corrective measures, wherever found necessary.

We further report that during the audit period, no events/actions having a major bearing on the Company's affairs in pursuance of the laws, rules, regulations, guidelines, standards, etc. have taken place.

This Report is to be read with our letter of even date which is annexed as **Annexure A** and forms an integral part of this report.

For S. N. ANANTHASUBRAMANIAN & Co.

Company Secretaries

ICSI Unique Code: P1991MH040400

Peer Review Cert. No.: 606/2019

S. N. Ananthasubramanian

Partner

FCS: 4206 | COP No.: 1774

ICSI UDIN: F004206B000339651

13th June, 2020 | Thane

Annexure A

To,

The Members,

General Insurance Corporation of India

CIN: L67200MH1972GOI016133

"Suraksha", 170, Jamshedji Tata Road,

Churchgate, Mumbai – 400020.

Management's Responsibility

1. It is the responsibility of management of the Company to maintain secretarial records, devise proper systems to ensure compliance with the provisions of all applicable laws and regulations and to ensure that the systems are adequate and operate effectively.

Auditor's Responsibility

2. Our responsibility is to express an opinion on these secretarial records, standards and procedures followed by the Company with respect to secretarial compliances.
3. We believe that audit evidence and information obtained from the Company's management is adequate and appropriate for us to provide a basis for our opinion.
4. Wherever required, we have obtained the management's representation about the compliance of laws, rules and regulations and happening of events etc.

Disclaimer

5. The Secretarial Audit Report is neither an assurance as to future viability of the Company nor of the efficacy or effectiveness with which the management has conducted affairs of the Company.
6. We have not verified the correctness and appropriateness of financial records and Books of Accounts of the Company.

For S. N. ANANTHASUBRAMANIAN & Co.

Company Secretaries

ICSI Unique Code: P1991MH040400

Peer Review Cert. No.: 606/2019

S. N. Ananthasubramanian

Partner

FCS: 4206 | COP No.: 1774

ICSI UDIN: F004206B000339651

13th June, 2020 | Thane

Extract of Annual Return - Annexure-III

Form No. MGT-9
EXTRACT OF ANNUAL RETURN
As on the financial year ended on 31st March 2020

*[Pursuant to section 92(3) of the Companies Act, 2013 and rule 12(1) of the Companies
 (Management and Administration) Rules, 2014]*

I. REGISTRATION AND OTHER DETAILS:

i)	CIN	L67200MH1972GOI016133
ii)	Registration Date	22 nd November 1972
iii)	Name of the Company	General Insurance Corporation of India
iv)	Category/Sub-Category of the Company	Insurance Company - Public Company Limited by Shares
v)	Address of the registered office and contact details	"Suraksha", 170, J. Tata Road, Churchgate, Mumbai - 400 020 Tel.: (+91-22) 22867000; Fax: (+91-22) 22884010
vi)	Whether listed company Yes/No	Yes
vii)	Name, Address and Contact details of Registrar and Transfer Agent, if any:	M/s KFin Technologies Pvt. Ltd., Karvy Selenium Tower B, Plot 31-32, Financial District, Gachibowli, Hyderabad - 500 032 Telephone no.: +91-40-67162222 Fax No.: +91-40-23001153 E-mail ID: einward.ris@kfintech.com

II. PRINCIPAL BUSINESS ACTIVITIES OF THE COMPANY

All the business activities contributing 10 % or more of the total turnover of the company shall be stated:-

Sl. No.	Name and Description of main products/services	NIC Code of the products/service	% to total turnover of the Company
1	Reinsurance	6520	100%

III. PARTICULARS OF HOLDING, SUBSIDIARY AND ASSOCIATE COMPANIES

Sl. No.	Name and address of the Company	CIN/GLN	Holding/ Subsidiary/ Associate	% of shares held	Applicable Section
1	India International Insurance Pte. Ltd. 64 Cecil Street, #04/#05 IOB Building, Singapore 049711	-	Associate	20%	Section 2(6) of Companies Act, 2013
2	GIC-Bhutan Reinsurance Co. Limited Post Box No 1679, Below Helipad, Changjiji Lam, Changjalu, Thimphu, Bhutan	-	Associate	26%	Section 2(6) of Companies Act, 2013

Sl. No.	Name and Address of the Company	CIN/GLN	Holding/ Subsidiary/ Associate	% of shares held	Applicable Section
3	Agriculture Insurance Company India Ltd. 13 th Floor, Ambadeep Building, 14, Kasturba Gandhi Marg, New Delhi - 110 001, India	U74999DL2002PLC 118123	Associate	35%	Section 2(6) of Companies Act, 2013
4	GIC Re South Africa Ltd. First Floor - Block C, 6-9 Riviera Road, Houghton, Johannesburg 2193, South Africa	-	Subsidiary	100%	Section 2(87) of Companies Act, 2013
5	GIC Re, India, Corporate Member Limited, UK Leadenhall Insurance Consultants Ltd., Suite 835, At Lloyd's, One Lime Street, London, England, EC3M 7DQ	-	Subsidiary	100%	Section 2(87) of Companies Act, 2013
6	GIC Perestrakhovanie LLC 123056, Moscow, Gasheka street, 7, bld.1, Business Center "Ducat Place II", 6 th floor	-	Subsidiary	100%	Section 2(87) of Companies Act, 2013

IV. SHARE HOLDING PATTERN (Equity Share Capital Breakup as percentage of Total Equity)

i) Category-wise Share Holding

Category of Shareholders	No. of Shares held at the beginning of the year				No. of Shares held at the end of the year				% Change shareholding during the year
	Demat	Physical	Total	% of Total Shares	Demat	Physical	Total	% of Total Shares	
A. Promoters									
1) Indian									
a) Individual/HUF	-	-	-	-	-	-	-	-	-
b) Central Government	1505000000	-	1505000000	85.78	1505000000	-	1505000000	85.78	-
c) State Government	-	-	-	-	-	-	-	-	-
d) Bodies Corporate	-	-	-	-	-	-	-	-	-
e) Banks/FI	-	-	-	-	-	-	-	-	-

Category of Shareholders	No. of Shares held at the beginning of the year				No. of Shares held at the end of the year				% Change shareholding during the year
	Demat	Physical	Total	% of Total Shares	Demat	Physical	Total	% of Total Shares	
g) Any Other	-	-	-	-	-	-	-	-	-
Sub-total (A) (1):-	1505000000	-	1505000000	85.78	1505000000	-	1505000000	85.78	-
(2) Foreign									
a) NRIs-Individuals	-	-	-	-	-	-	-	-	-
b) Other-Individuals	-	-	-	-	-	-	-	-	-
c) Bodies Corporate	-	-	-	-	-	-	-	-	-
d) Banks/FI	-	-	-	-	-	-	-	-	-
e) Any Other	-	-	-	-	-	-	-	-	-
Sub-total (A) (2):-	-	-	-	-	-	-	-	-	-
Shareholding of Promoter									
(A) = (A)(1)+(A)(2)	1505000000	-	1505000000	85.78	1505000000	-	1505000000	85.78	-
B Public Shareholding									
1. Institutions									
a) Mutual Funds	13059678	-	13059678	0.74	11887518	-	11887518	0.68	-0.07
b) Banks/FI	29692334	-	29692334	1.69	27912498	-	27912498	1.59	-0.10
c) Central Government	-	-	-	-	-	-	-	-	-
d) State Government	-	-	-	-	-	-	-	-	-
e) Venture Capital Funds	-	-	-	-	-	-	-	-	-
f) Insurance Companies	168911464	-	168911464	9.63	168911464	-	168911464	9.63	-
g) FIs/FPIs	4603129	-	4603129	0.26	4630655	-	4630655	0.26	-
h) Foreign Venture	-	-	-	-	-	-	-	-	-
i) Others-Qualified Institutional Buyer	-	-	-	-	3855606	-	3855606	0.22	0.22
Sub-total (B)(1):-	216266605	-	216266605	12.33	217197741	-	217197741	12.38	0.05
2. Non-Institutions									
a) Bodies Corporate	6038493	-	6038493	0.34	3601652	-	3601652	0.21	-0.14
b) Individuals									
i) Individual shareholders holding nominal share capital upto ₹ 1 Lakh	24475777	1172	24476949	1.40	25712581	932	25713513	1.47	0.07

Category of Shareholders	No. of Shares held at the beginning of the year				No. of Shares held at the end of the year				% Change shareholding during the year
	Demat	Physical	Total	% of Total Shares	Demat	Physical	Total	% of Total Shares	
ii) Individual shareholders holding nominal share capital in excess of ₹ 1 Lakh	1816372	-	1816372	0.10	1778907	-	1778907	0.10	-
c) Others (specify)	801581	-	801581	0.05	1108187	-	1108187	0.06	0.02
Clearing Members	83710	-	83710	-	229484	-	229484	0.01	0.01
NBFC	3008	-	3008	-	1000	-	1000	-	-
Non-Resident Indians	515150	-	515150	0.03	626009	-	626009	0.04	0.01
NRI- Non Repatriation	199713	-	199713	0.01	251694	-	251694	0.01	-
Sub-total (B)(2):-	33132223	1172	33133395	1.89	32201327	932	32202259	1.84	-0.05
Total Public Shareholding (B)= (B) (1) + (B) (2)	249398828	1172	249400000	14.22	249399068	932	249400000	14.22	0.00
C. Shares held by Custodian for GDRs & ADRs	-	-	-	-	-	-	-	-	-
Grand Total (A+B+C)	1754398828	1172	1754400000	100.00	1754399068	932	1754400000	100.00	-

ii) Shareholding of Promoters

Sl No.	Name of Shareholder	Shareholding at the beginning of the year			Shareholding at the end of the year			% change in shareholding during the year
		No. of Shares	% of total Shares of the Company	% of Shares Pledged/ encumbered to total shares	No. of Shares	% of total Shares of the Company	% of Shares Pledged/ encumbered to total shares	
1	President of India	1505000000	85.78	-	1505000000	85.78	-	-
	Total	1505000000	85.78	-	1505000000	85.78	-	-

iii) Change in Promoter Shareholding (please specify, if there is no change): No change

Sl. No.	Particulars	Date	Shareholding at the beginning of the year		Cumulative Shareholding during the year	
			No. of shares	% of total shares of the Company	No. of shares	% of total shares of the Company
1	At the beginning of the year	01/04/2019	1505000000	85.78	1505000000	85.78
2	Date wise Increase / Decrease in Promoter Shareholding during the year	-	-	-	-	-
3	At the End of the year	31/03/2020	-	-	1505000000	85.78

iv) Shareholding Pattern of top ten Shareholders as of 31st March 2020 (other than Directors, Promoters and Holders of GDRs and ADRs):

Sl. No.	Name of the Shareholder	Date	Remarks	Shareholding at the beginning of the year		Change in shareholding	Cumulative Shareholding during the Year	
				No of Shares	% of total shares of the Company		No of Shares	% of total shares of the Company
1.	Life Insurance Corporation of India	01/04/2019	Balance at the beginning of the year	151852518	8.66	-	-	-
		31/03/2020	Balance at the end of the year	-	-	-	151852518	8.66
2.	The New India Assurance Company Limited	01/04/2019	Balance at the beginning of the year	12084970	0.69	-	-	-
		31/03/2020	Balance at the end of the year	-	-	-	12084970	0.69
3.	State Bank of India	01/04/2019	Balance at the beginning of the year	7911050	0.45	-	-	-
		18/10/2019	Transfer (Sale)	-	-	-10000	7901050	0.45
		01/11/2019	Transfer (Sale)	-	-	-8000	7893050	0.45
		08/11/2019	Transfer (Sale)	-	-	-7000	7886050	0.45
		31/03/2020	Balance at the end of the year	-	-	-	7886050	0.45

Sl. No.	Name of the Shareholder	Date	Remarks	Shareholding at the beginning of the year		Change in shareholding	Cumulative Shareholding during the Year	
				No of Shares	% of total shares of the Company	Increase/ Decrease in share holding	No of Shares	% of total shares of the Company
4.	Punjab National Bank	01/04/2019	Balance at the beginning of the year	7731700	0.44	-	-	-
		31/03/2020	Balance at the end of the year	-	-	-	7731700	0.44
5.	L&T Mutual Fund Trustee Ltd. - L&T Equity Fund	01/04/2019	Balance at the beginning of the year	5941368	0.34	-	-	-
		05/04/2019	Transfer (Sale)	-	-	-196751	5744617	0.33
		12/04/2019	Transfer (Sale)	-	-	-7509	5737108	0.33
		19/04/2019	Transfer (Sale)	-	-	-70740	5666368	0.32
		26/04/2019	Transfer (Sale)	-	-	-415897	5250471	0.30
		10/05/2019	Transfer (Sale)	-	-	-598791	4651680	0.27
		17/05/2019	Transfer (Sale)	-	-	-73498	4578182	0.26
		24/05/2019	Transfer (Sale)	-	-	-52029	4526153	0.26
		31/05/2019	Transfer (Sale)	-	-	-203907	4322246	0.25
		07/06/2019	Transfer (Sale)	-	-	-29728	4292518	0.24
		14/06/2019	Transfer (Sale)	-	-	-25079	4267439	0.24
		21/06/2019	Transfer (Sale)	-	-	-71510	4195929	0.24
		28/06/2019	Transfer (Sale)	-	-	-925957	3269972	0.19
		05/07/2019	Transfer (Purchase)	-	-	115030	3385002	0.19
		05/07/2019	Transfer (Sale)	-	-	-250000	3135002	0.18
		12/07/2019	Transfer (Purchase)	-	-	1697295	4832297	0.28
		12/07/2019	Transfer (Sale)	-	-	-705786	4126511	0.24
		19/07/2019	Transfer (Purchase)	-	-	480461	4606972	0.26
		26/07/2019	Transfer (Purchase)	-	-	119539	4726511	0.27
		30/09/2019	Transfer (Purchase)	-	-	204967	4931478	0.28
		04/10/2019	Transfer (Purchase)	-	-	315333	5246811	0.30
		11/10/2019	Transfer (Purchase)	-	-	63180	5309991	0.30
		18/10/2019	Transfer (Purchase)	-	-	192322	5502313	0.31

Sl. No.	Name of the Shareholder	Date	Remarks	Shareholding at the beginning of the year		Change in shareholding	Cumulative Shareholding during the Year	
				No of Shares	% of total shares of the Company	Increase/ Decrease in share holding	No of Shares	% of total shares of the Company
		25/10/2019	Transfer (Purchase)	-	-	304765	5807078	0.33
		01/11/2019	Transfer (Purchase)	-	-	1372599	7179677	0.41
		08/11/2019	Transfer (Purchase)	-	-	245758	7425435	0.42
		07/02/2020	Transfer (Purchase)	-	-	54959	7480394	0.43
		14/02/2020	Transfer (Sale)	-	-	-360686	7119708	0.41
		21/02/2020	Transfer (Sale)	-	-	-18384	7101324	0.40
		06/03/2020	Transfer (Sale)	-	-	-172466	6928858	0.39
		20/03/2020	Transfer (Sale)	-	-	-226404	6702454	0.38
		27/03/2020	Transfer (Sale)	-	-	-461692	6240762	0.36
		31/03/2020	Balance at the end of the year	-	-	-	6240762	0.36
6.	Andhra Bank	01/04/2019	Balance at the beginning of the year	4639024	0.26	-	-	-
		25/10/2019	Transfer (Sale)	-	-	-8063	4630961	0.26
		01/11/2019	Transfer (Sale)	-	-	-91937	4539024	0.26
		08/11/2019	Transfer (Sale)	-	-	-30526	4508498	0.26
		15/11/2019	Transfer (Sale)	-	-	-41000	4467498	0.25
		06/12/2019	Transfer (Sale)	-	-	-3000	4464498	0.25
		13/12/2019	Transfer (Sale)	-	-	-6000	4458498	0.25
		14/02/2020	Transfer (Sale)	-	-	-2000	4456498	0.25
		31/03/2020	Balance at the end of the year	-	-	-	4456498	0.25
7.	ICICI Prudential S&P BSE 500 ETF	01/04/2019	Balance at the beginning of the year	5054971	0.29	-	-	-
		05/04/2019	Transfer (Purchase)	-	-	1703	5056674	0.29
		05/04/2019	Transfer (Sale)	-	-	-150718	4905956	0.28
		12/04/2019	Transfer (Purchase)	-	-	2214	4908170	0.28
		19/04/2019	Transfer (Purchase)	-	-	206452	5114622	0.29

Sl. No.	Name of the Shareholder	Date	Remarks	Shareholding at the beginning of the year		Change in shareholding	Cumulative Shareholding during the Year	
				No of Shares	% of total shares of the Company	Increase/ Decrease in share holding	No of Shares	% of total shares of the Company
		26/04/2019	Transfer (Purchase)	-	-	169297	5283919	0.30
		03/05/2019	Transfer (Purchase)	-	-	297296	5581215	0.32
		10/05/2019	Transfer (Purchase)	-	-	196	5581411	0.32
		10/05/2019	Transfer (Sale)	-	-	-371	5581040	0.32
		17/05/2019	Transfer (Purchase)	-	-	18946	5599986	0.32
		24/05/2019	Transfer (Purchase)	-	-	3936	5603922	0.32
		31/05/2019	Transfer (Purchase)	-	-	1771	5605693	0.32
		07/06/2019	Transfer (Purchase)	-	-	97	5605790	0.32
		07/06/2019	Transfer (Sale)	-	-	-340	5605450	0.32
		14/06/2019	Transfer (Purchase)	-	-	2930	5608380	0.32
		21/06/2019	Transfer (Purchase)	-	-	1542	5609922	0.32
		28/06/2019	Transfer (Purchase)	-	-	501030	6110952	0.35
		05/07/2019	Transfer (Purchase)	-	-	394807	6505759	0.37
		05/07/2019	Transfer (Sale)	-	-	-1009472	5496287	0.31
		12/07/2019	Transfer (Purchase)	-	-	285	5496572	0.31
		12/07/2019	Transfer (Sale)	-	-	-41541	5455031	0.31
		19/07/2019	Transfer (Purchase)	-	-	1160	5456191	0.31
		19/07/2019	Transfer (Sale)	-	-	-500000	4956191	0.28
		26/07/2019	Transfer (Purchase)	-	-	1931	4958122	0.28
		02/08/2019	Transfer (Purchase)	-	-	3111	4961233	0.28
		09/08/2019	Transfer (Purchase)	-	-	84063	5045296	0.29
		09/08/2019	Transfer (Sale)	-	-	-3566	5041730	0.29
		16/08/2019	Transfer (Purchase)	-	-	3976	5045706	0.29
		16/08/2019	Transfer (Sale)	-	-	-354	5045352	0.29
		23/08/2019	Transfer (Purchase)	-	-	9179	5054531	0.29
		30/08/2019	Transfer (Purchase)	-	-	2446	5056977	0.29
		06/09/2019	Transfer (Purchase)	-	-	13939	5070916	0.29
		13/09/2019	Transfer (Purchase)	-	-	1752	5072668	0.29
		20/09/2019	Transfer (Purchase)	-	-	2024	5074692	0.29

Sl. No.	Name of the Shareholder	Date	Remarks	Shareholding at the beginning of the year		Change in shareholding	Cumulative Shareholding during the Year	
				No of Shares	% of total shares of the Company	Increase/ Decrease in share holding	No of Shares	% of total shares of the Company
		27/09/2019	Transfer (Purchase)	-	-	1099400	6174092	0.35
		30/09/2019	Transfer (Purchase)	-	-	124	6174216	0.35
		30/09/2019	Transfer (Sale)	-	-	-9565	6164651	0.35
		04/10/2019	Transfer (Purchase)	-	-	9116	6173767	0.35
		11/10/2019	Transfer (Purchase)	-	-	5172	6178939	0.35
		18/10/2019	Transfer (Purchase)	-	-	1239	6180178	0.35
		18/10/2019	Transfer (Sale)	-	-	-568536	5611642	0.32
		25/10/2019	Transfer (Purchase)	-	-	124	5611766	0.32
		25/10/2019	Transfer (Sale)	-	-	-519419	5092347	0.29
		01/11/2019	Transfer (Purchase)	-	-	499	5092846	0.29
		01/11/2019	Transfer (Sale)	-	-	-738553	4354293	0.25
		08/11/2019	Transfer (Sale)	-	-	-7665	4346628	0.25
		15/11/2019	Transfer (Sale)	-	-	-43163	4303465	0.25
		22/11/2019	Transfer (Purchase)	-	-	1551	4305016	0.25
		22/11/2019	Transfer (Sale)	-	-	-71152	4233864	0.24
		29/11/2019	Transfer (Purchase)	-	-	672	4234536	0.24
		06/12/2019	Transfer (Purchase)	-	-	8834	4243370	0.24
		06/12/2019	Transfer (Sale)	-	-	-45467	4197903	0.24
		13/12/2019	Transfer (Purchase)	-	-	2831	4200734	0.24
		20/12/2019	Transfer (Purchase)	-	-	1442	4202176	0.24
		27/12/2019	Transfer(Purchase)	-	-	114	4202290	0.24
		27/12/2019	Transfer (Sale)	-	-	-3998	4198292	0.24
		31/12/2019	Transfer (Purchase)	-	-	8	4198300	0.24
		03/01/2020	Transfer (Purchase)	-	-	1561	4199861	0.24
		03/01/2020	Transfer (Sale)	-	-	-445	4199416	0.24
		10/01/2020	Transfer (Purchase)	-	-	607	4200023	0.24
		17/01/2020	Transfer (Purchase)	-	-	497	4200520	0.24
		24/01/2020	Transfer (Purchase)	-	-	27	4200547	0.24
		24/01/2020	Transfer (Sale)	-	-	-662	4199885	0.24

Sl. No.	Name of the Shareholder	Date	Remarks	Shareholding at the beginning of the year		Change in shareholding	Cumulative Shareholding during the Year	
				No of Shares	% of total shares of the Company	Increase/ Decrease in share holding	No of Shares	% of total shares of the Company
		31/01/2020	Transfer (Purchase)	-	-	2369	4202254	0.24
		31/01/2020	Transfer (Sale)	-	-	-35252	4167002	0.24
		07/02/2020	Transfer (Purchase)	-	-	15925	4182927	0.24
		07/02/2020	Transfer (Sale)	-	-	-4502	4178425	0.24
		14/02/2020	Transfer (Purchase)	-	-	2524	4180949	0.24
		21/02/2020	Transfer (Purchase)	-	-	1798	4182747	0.24
		28/02/2020	Transfer (Purchase)	-	-	3811	4186558	0.24
		06/03/2020	Transfer (Purchase)	-	-	310	4186868	0.24
		06/03/2020	Transfer (Sale)	-	-	-4149	4182719	0.24
		13/03/2020	Transfer (Purchase)	-	-	5452	4188171	0.24
		20/03/2020	Transfer (Purchase)	-	-	20076	4208247	0.24
		27/03/2020	Transfer (Purchase)	-	-	16117	4224364	0.24
		27/03/2020	Transfer (Sale)	-	-	-666	4223698	0.24
		31/03/2020	Balance at the end of the year	-	-		4223698	0.24
8.	Union Bank of India	01/04/2019	Balance at the beginning of the year	3092676	0.18	-	-	-
		31/03/2020	Balance at the end of the year	-	-	-	3092676	0.18
9.	Bank of Baroda	01/04/2019	Balance at the beginning of the year	3092676	0.18	-	-	-
		31/03/2020	Balance at the end of the year	-	-		3092676	0.18
10.	National Insurance Company Limited	01/04/2019	Balance at the beginning of the year	2333392	0.13	-	-	-
		31/03/2020	Balance at the end of the year	-	-	-	2333392	0.13

Note: Shareholding is consolidated based on Permanent Account Number (PAN) of the shareholder.

v) Shareholding of Directors and Key Managerial Personnel

Sl. No.	Particulars	Date	Shareholding at the beginning of the year		Cumulative Shareholding during the year	
			No. of shares	% of total shares of the Company	No. of shares	% of total shares of the Company
1	At the beginning of the year	01/04/2019	-	-	-	-
2	Date wise increase or decrease in shareholding	-	-	-	-	-
3	At the End of the year	31/03/2020	-	-	-	-

Note: None of the Directors or KMP hold any shares in the Corporation during the Financial Year 2019-20.

V. INDEBTEDNESS**A. Indebtedness of the Company including interest outstanding/accrued but not due for payment**

(Amount in ₹)

	Secured Loans excluding deposits	Unsecured Loans	Deposits	Total Indebtedness
Indebtedness at the beginning of the financial year				
i) Principal Amount	-	-	-	-
ii) Interest due but not paid	-	-	-	-
iii) Interest accrued but not due	-	-	-	-
Total (i+ii+iii)	-	-	-	-
Change in Indebtedness during the financial year				
• Addition	-	-	-	-
• Reduction	-	-	-	-
Net Change	-	-	-	-
Indebtedness at the end of the financial year				
i) Principal Amount	-	-	-	-
ii) Interest due but not paid	-	-	-	-
iii) Interest accrued but not due	-	-	-	-
Total (i+ii+iii)	-	-	-	-

VI. REMUNERATION OF DIRECTORS AND KEY MANAGERIAL PERSONNEL

A. Remuneration to Managing Director/Whole Time Director/Manager

(Amount in ₹)

Sl. No.	Particulars of Remuneration	Name of MD/WTD/Manager				Total Amount
		Smt. Alice G. Vaidyan, CMD	Shri Devesh Srivastava, CMD	Smt. Usha Ramaswamy, GM, WTD & Chief Underwriting Officer	Smt. Sashikala Muralidharan GM, WTD & Chief Financial Officer	
1	Gross salary (a) Salary as per provisions contained in section 17(1) of the Income-tax Act, 1961 (b) Value of perquisites u/s 17(2) of the Income-tax Act, 1961 (c) Profits in lieu of salary under section 17(3) of the Income-tax Act, 1961	10,65,852 4,76,665 -	8,86,137 2,90,276 -	13,54,650 2,63,604 -	18,64,032 3,14,100 -	51,70,670 13,44,645 -
2	Stock Option	-	-	-	-	-
3	Sweat Equity	-	-	-	-	-
4	Commission - as % of profit - others, specify	-	-	-	-	-
5	Others, please specify i) Corporation's contribution to PF	89,760	71,559	81,760	99,972	3,43,051
	Total (A)	16,32,277	12,47,972	17,00,014	22,78,104	68,58,366
	Ceiling as per the Act	Not Applicable				

Note:

1. The remuneration of Chairman and Managing Director ('CMD') is as provided in the appointment order issued by President of India/Government of India.
2. The Executive Directors, KMPs are employees of the Corporation and the remuneration payable is as per Government of India norms.
3. Smt. Alice Vaidyan ceased to be CMD of the Corporation on attaining superannuation w.e.f. 31st July 2019.
4. Shri Devesh Srivastava was appointed as CMD of the Corporation w.e.f. 17th December 2019.

5. Smt. Usha Ramaswamy ceased to be General Manager, Whole-Time Director & Chief Underwriting Officer of the Corporation on attaining superannuation w.e.f. 31st October 2019. The aggregate remuneration drawn by her is ₹ 17,00,014/-.
6. Smt. Sashikala Muralidharan ceased to be General Manager, Whole-Time Director & Chief Financial Officer of the Corporation on attaining superannuation w.e.f. 30th November 2019. The aggregate remuneration drawn by her is ₹ 22,78,104/-.

B. Remuneration to other directors

(Amount in ₹)

Sl. No	Particulars of Remuneration	Name of Directors					Total
		Shri Atanu Kumar Das	Shri G.B. Pande	Shri A.P. Singh	Shri V. Ramasamy	Ms. A. Manimekhalai	
1	Independent Directors • Fee for attending board / committee meetings • Commission • Others, please specify	NIL	2,70,000	2,40,000	2,00,000	NIL	7,10,000
	Total (1)	NIL	2,70,000	2,40,000	2,00,000	NIL	7,10,000
2.	Other Non-Executive Directors* • Fee for attending board / committee meetings • Commission • Others, please specify	-	-	-	-	-	-
	Total (2)	-	-	-	-	-	-
	Total (B)=(1+2)	NIL	2,70,000	2,40,000	2,00,000	NIL	7,10,000
	Total Managerial Remuneration	NIL	2,70,000	2,40,000	2,00,000	NIL	7,10,000
	Overall Ceiling as per the Act	Not Applicable					

Note:

- * Other Non-Executive Directors i.e. Government Nominee Directors are not paid any remuneration by way of sitting fee or otherwise during the year under review.
7. Shri Ravi Mital ceased to be Government Nominee Director w.e.f. 17th January 2020.
8. Ms. Dakshita Das was appointed as Government Nominee Director w.e.f. 17th January 2020.
9. Ms. A. Manimekhalai was appointed as Independent Director w.e.f. 12th March 2020.

C. Remuneration to Key Managerial Personnel other than MD/WTD/Manager

Key Managerial Personnel includes Key Managerial Personnel as defined under Section 203(1) of the Companies Act, 2013 and as defined under Corporate Governance Guidelines issued by IRDAI, for insurers in India.

C (i) Remuneration to Company Secretary, Chief Financial Officer, Chief Marketing Officer and Chief Investment Officer

(Amount in ₹)

Sl. No.	Particulars of Remuneration	Key Managerial Personnel			
		Company Secretary & Chief Financial Officer	Chief Marketing Officer		Chief Investment Officer
		Smt. Suchita Gupta, GM	Shri Deepak Godbole, GM	Shri Deepak Prasad, GM & Chief Marketing Officer	Shri Shashikant N. More, GM
1	Gross salary (a) Salary as per provisions contained in section 17(1) of the Income-tax Act, 1961 (b) Value of perquisites u/s 17(2) of the Income-tax Act, 1961 (c) Profits in lieu of salary under section 17(3) of the Income-tax Act, 1961	24,23,343 4,53,597	6,09,105 75,207	27,18,835 4,21,751	25,19,917 5,11,282
2	Stock Option	-	-	-	-
3	Sweat Equity	-	-	-	-
4	Commission - as % of profit - others, specify	-	-	-	-
5	Others, please specify i) Corporation's contribution to PF	1,42,108	36,935	1,45,047	1,42,108
	Total (A)	30,19,048	7,21,248	32,85,633	31,73,306
	Ceiling as per the Act	Not Applicable			

Note:

- The Executive Directors, KMPs are employees of the Corporation and the remuneration payable is as per Government of India norms.
- Smt. Suchita Gupta, General Manager & Company Secretary was appointed as Chief Financial Officer of the Corporation w.e.f. 1st December 2019.
- Smt. Sashikala Muralidharan ceased to be Chief Financial Officer of the Corporation on attaining superannuation w.e.f. 30th November 2019. The details of remuneration drawn by her is provided under Table VI (A).

4. Shri Deepak Godbole ceased to be Chief Marketing Officer of the Corporation w.e.f. 7th July 2019.
5. Shri Deepak Prasad, General Manager was appointed as Chief Marketing Officer of the Corporation w.e.f. 19th November 2019.

C (ii) Remuneration to Chief of Internal Audit, Chief Risk Officer, Chief Underwriting Officer and Actuary

(Amount in ₹)

Sl. No.	Particulars of Remuneration	Key Managerial Personnel				
		Chief of Internal Audit, Financial Advisor		Chief Underwriting Officer	Actuary	
		Smt. Reena Bhatnagar, GM	Smt. Madhulika Bhaskar, GM, Chief Risk Officer	Smt. Reena Bhatnagar, GM	Shri Ajai Kumar Tripathi (Life)	Shri Sateesh N. Bhat (Non-Life)
1	Gross salary (a) Salary as per provisions contained in section 17(1) of the Income-tax Act, 1961 (b) Value of perquisites u/s 17(2) of the Income-tax Act, 1961 (c) Profits in lieu of salary under section 17(3) of the Income-tax Act, 1961	17,19,395 1,95,035 -	25,08,624 4,26,071 -	10,25,678 1,90,010 -	33,32,000 - -	27,06,000 - -
2	Stock Option	-	-	-	-	-
3	Sweat Equity	-	-	-	-	-
4	Commission - as % of profit - others, specify	-	-	-	-	-
5	Others, please specify A) Corporation's contribution to PF	93,297	1,39,689	55,704	-	-
	Total (A)	20,08,356	30,74,384	12,71,392	33,32,000	27,06,000
	Ceiling as per the Act	Not Applicable				

Note:

6. Smt. Reena Bhatnagar, General Manager ceased to be Chief of Internal Audit, Financial Advisor w.e.f. 18th November 2019 and was appointed as Chief Underwriting Officer w.e.f. 19th November, 2019.
7. Smt. Madhulika Bhaskar, General Manager & Chief Risk Officer was appointed as Chief of Internal Audit, Financial Advisor of the Corporation w.e.f. 19th November 2019 and the aggregate remuneration drawn by her is ₹ 30,74,384/- as disclosed under Table C(ii).

8. Smt. Usha Ramaswamy ceased to be Chief Underwriting Officer of the Corporation on attaining superannuation w.e.f. 31st October 2019. The details of remuneration drawn by her is provided under Table VI (A).
9. Shri Ajai Kumar Tripathi ceased to be Appointed Actuary (Life Insurance) of the Corporation w.e.f. 29th November 2019.
10. Shri Sateesh N. Bhat was Consulting Actuary from 19th November 2019 to 19th January 2020 and appointed as Appointed Actuary (Non-Life Insurance) w.e.f. 20th January 2020.

C (iii) Remuneration to General Manager

(Amount in ₹)

Sl. No.	Particulars of Remuneration	Key Managerial Personnel	
		General Manager(GM)	
		Shri Devesh Srivastava	Shri Satyajit Tripathy
1	Gross salary (a) Salary as per provisions contained in section 17(1) of the Income-tax Act, 1961 (b) Value of perquisites u/s 17(2) of the Income-tax Act, 1961 (c) Profits in lieu of salary under section 17(3) of the Income-tax Act, 1961	15,56,753 1,94,516 -	21,01,420 3,93,571 -
2	Stock Option	-	-
3	Sweat Equity	-	-
4	Commission - as % of profit - others, specify	-	-
5	Others, please specify		
	A) Corporation's contribution to PF	91,475	1,15,962
	Total (A)	18,42,744	26,10,953
	Ceiling as per the Act	Not Applicable	

Note:

11. Shri Devesh Srivastava ceased to be General Manager of the Corporation w.e.f. 16th December 2019.
12. Shri Satyajit Tripathy was promoted to the cadre of General Manager of the Corporation w.e.f. 24th May 2019.

VII. PENALTIES/PUNISHMENT/COMPOUNDING OF OFFENCES:

(Amount in ₹)

Type	Section of the Companies Act	Brief Description	Details of Penalty/ Punishment/ Compounding fees imposed	Authority [RD/NCLT/ COURT]	Appeal made, if any (give Details)
A. COMPANY					
Penalty	0	0	0	0	0
Punishment	0	0	0	0	0
Compounding	0	0	0	0	0
B. DIRECTORS					
Penalty	0	0	0	0	0
Punishment	0	0	0	0	0
Compounding	0	0	0	0	0
C. OTHER OFFICERS IN DEFAULT					
Penalty	0	0	0	0	0
Punishment	0	0	0	0	0
Compounding	0	0	0	0	0

Note:

It may be noted that the Corporation has received letters from BSE Limited and National Stock Exchange of India Limited informing levy of Penalty for non-compliance of provisions of Regulation 17(1) of SEBI (Listing Obligations and Disclosure Requirements) Regulations, 2015 i.e. for not having Woman Director on the Board till the quarter ended 31st December 2019. In this regard, the Corporation has requested the Stock Exchanges for waiver of fine levied, as GIC Re being a Government Company, the power to appoint Directors (including Independent Directors) and terms and conditions of appointments etc. vests with Government of India and such non-compliance is not due to any negligence/default by the Corporation. The decision of Stock Exchanges in this matter is awaited.

To,

The Members,

General Insurance Corporation of India

CIN: L67200MH1972GOI016133

"Suraksha", 170 Jamshedji Tata Road,
Churchgate, Mumbai – 400020.

We have examined all relevant records of **General Insurance Corporation of India** ('the Company') for the purpose of certifying compliance of the conditions of Corporate Governance for the **Financial Year ended 31st March, 2020**, as stipulated in Regulations 17 to 27 and clauses (b) to (i) of sub-regulation (2) of Regulation 46 of Chapter IV and Para C, D, and E of Schedule V of the SEBI (Listing Obligations and Disclosure Requirements) Regulations, 2015 ('LODR') as referred to in Regulation 15(2) of the LODR.

We have obtained all the information and explanations which to the best of our knowledge and belief were necessary for the purpose of certification.

The compliance of the conditions of Corporate Governance is the responsibility of the Management and our examination was limited to the procedure and implementation thereof.

In our opinion and to the best of our information and according to the explanation given to us and on the basis of our examination of the records produced, explanations and information furnished, we certify that the Company has complied with all the conditions of Corporate Governance as specified in the LODR except the following:

- *The Company, pursuant to proviso to Regulation 17(1) (a) of LODR was required to appoint a Woman Independent Director on or before 1st April, 2019. The said appointment was made on 12th March, 2020.*

This certificate is neither an assurance as to the future viability of the Company nor of the efficacy or effectiveness with which the Management has conducted the affairs of the Company.

For S. N. ANANTHASUBRAMANIAN & Co.

Company Secretaries

ICSI Unique Code: P1991MH040400

Peer Review Cert. No.: 606/2019

S. N. Ananthasubramanian

Partner

FCS: 4206 | COP No.: 1774

ICSI UDIN: F004206B000339695

13th June, 2020 | Thane

Corporate governance refers to the system of structures, rights, duties and obligations by which corporations are directed and controlled. Governance provides the structure through which corporations set and pursue their objectives, while reflecting the context of the social, regulatory and market environment. GIC Re strongly believes in good corporate governance and aims at being a good corporate citizen. It recognizes the significance of effective corporate governance in achieving the trust and confidence of cedants, intermediaries, regulator and other stakeholders.

GIC Re is a fully corporate governance compliant Corporation. The Corporation follows guidelines issued by IRDAI and other regulatory bodies regarding corporate governance regulatory framework which has been put in place and is discussed as follows:

BOARD OF DIRECTORS

The constitution of Board of the Corporation is in compliance with Companies Act, 2013, SEBI (Listing Obligation & Disclosure Requirement) Regulations, 2015 ("Listing Regulations") and Corporate Governance Guidelines issued by IRDAI. The Corporation is governed by a Board of Directors under the chairmanship of Chairman and Managing Director. The Board of GIC Re has seven (7) directors which includes five (5) Independent Directors. GIC Re's Board has a whole time Chairman. None of the Directors are related to each other. All the directors have executed a deed of covenant with the Corporation.

- The Board provides overall direction to the business, including policies, strategies, risk management across all the functions, projections on the capital requirements, revenue streams, expenses and profitability;
- It ensures full compliance with the Insurance Act and the regulations framed there under and other statutory requirements applicable to it;
- It addresses conflicts of interest situations;
- It ensures fair treatment of ceding companies and employees;
- It ensures information sharing with and disclosures to stakeholders, including investors, ceding companies, employees, the regulators, consumers, financial analysts and rating agencies;
- It establishes an effective channel for encouraging and facilitating employees raising concerns or reporting a possible breach of law or regulations, with appropriate measures to protect a whistle blower; and
- It provides a conducive environment for developing a corporate culture that recognizes and rewards adherence to ethical standards.

Composition of Board of Directors:

The composition of Board of Directors as on 31st March 2020:

DIN No.	Name of the Director	Category	Designation
08646006	Shri Devesh Srivastava	Executive Director	Chairman and Managing Director
07662681	Ms. Dakshita Das	Non-Executive Director	Government Nominee Director
07758968	Shri A. K. Das	Non-Executive Director	Independent Director
00490988	Shri V. Ramasamy	Non-Executive Director	Independent Director
01174568	Shri G. B. Pande	Non-Executive Director	Independent Director
01725925	Shri A. P. Singh	Non-Executive Director	Independent Director
08411575	Ms. A. Manimekhalai	Non-Executive Director	Independent Director

Changes in the Composition of the Board during the year:

Smt. Alice G. Vaidyan ceased to be Director of the Corporation w.e.f. 31.07.2019.

Smt. Usha Ramaswamy ceased to be Director of the Corporation w.e.f. 31.10.2019.

Smt. Sashikala Muralidharan ceased to be Director of the Corporation w.e.f. 30.11.2019.

Shri Devesh Srivastava appointed as Chairman and Managing Director of the Corporation w.e.f. 17.12.2019.

Shri Ravi Mital ceased to be Director of the Corporation w.e.f. 17.01.2020.

Ms. Dakshita Das appointed as Director of the Corporation w.e.f. 17.01.2020.

Ms. A. Manimekhalai appointed as Director of the Corporation w.e.f. 12.03.2020.

The Directors wish to place on record the co-operation received from Smt. Alice G. Vaidyan, Smt. Usha Ramaswamy, Smt. Sashikala Muralidharan and Shri Ravi Mital during their tenure as Directors on the Board and also for their valuable contribution to the cause of the General Insurance Industry.

Board Meetings:

Seven (7) Board Meetings were held during the Financial Year 2019-20 on the following dates:

- (1) 23.05.2019
- (2) 27.06.2019
- (3) 29.07.2019
- (4) 14.08.2019
- (5) 27.08.2019
- (6) 11.11.2019
- (7) 10.02.2020

**STATEMENT SHOWING NUMBER OF BOARD MEETINGS AND ANNUAL GENERAL MEETING ATTENDED
BY THE DIRECTORS DURING THE PERIOD APRIL 2019 TO MARCH 2020**

Name of Directors	Date of Meetings							Last AGM held on 27.08.2019
	23.05.2019	27.06.2019	29.07.2019	14.08.2019	27.08.2019	11.11.2019	10.02.2020	
Smt. Alice G. Vaidyan*	Present	Present	Present	-	-	-	-	-
Shri Devesh Srivastava**	-	-	-	-	-	-	Present	-
Shri. Ravi Mital***	Absent	Absent	Absent	Absent	Absent	Present	-	Absent
Ms. Dakshita Das****	-	-	-	-	-	-	Absent	-
Shri. A.K. Das	Present	Absent	Absent	Absent	Absent	Absent	Absent	Absent
Shri V. Ramasamy	Absent	Present	Present	Absent	Present	Present	Present	Present

Name of Directors	Date of Meetings							Last AGM held on 27.08.2019
	23.05.2019	27.06.2019	29.07.2019	14.08.2019	27.08.2019	11.11.2019	10.02.2020	
Shri G. B. Pande	Present	Present	Present	Present	Present	Present	Present	Present
Shri A.P. Singh	Present	Present	Present	Present	Absent	Present	Present	Absent
Smt. Sashikala Muralidharan [#]	Present	Present	Present	Present	Present	Present	-	Present
Smt. Usha Ramaswamy ^{**}	Present	Present	Present	Present	Present	-	-	Present
Ms. A. Manimekhalai ^{***}	-	-	-	-	-	-	-	-

*Ceased to be Director w.e.f. 31.07.2019

Ceased to be Director w.e.f. 30.11.2019

** Appointed as Director w.e.f. 17.12.2019

Ceased to be Director w.e.f. 31.10.2019

*** Ceased to be Director w.e.f. 17.01.2020

Appointed as Director w.e.f. 12.03.2020

**** Appointed as Director w.e.f. 17.01.2020

Details of Directorship & Committee positions held by Director in other Companies:

None of the Director of the Corporation is a director in more than ten public limited companies (as specified in Section 165 of the Act) and director in more than eight listed entities (as specified in Regulation 17A of the SEBI Listing Regulations).

None of the Director of the Corporation acts as an independent director (including any alternate directorships) in more than seven listed companies or three equity listed companies in case he/she serves as a whole-time director/ managing director in any listed company (as specified in Regulation 17A of the SEBI Listing Regulations).

Further, none of the Directors on the Board of the Corporation is a member of more than ten committees or chairperson of more than five committees (as specified in Regulation 26 of the SEBI Listing Regulations), across all the Indian public limited companies in which he/she is a director.

Details of directorship, category and committee positions held by the Directors in the companies as on 31st March 2020 are as detailed below:

Name of Director	Number of Directorships in Public Companies	Number of Committee positions held in Public Companies		Directorship in other listed entity (Category of Directorship)
		Chairman	Member	
Shri Devesh Srivastava	7	0	2	1. GIC Re South Africa Limited (Non-Executive Director) 2. GIC Housing Finance Limited (Non-Executive Director, Chairman)
Ms Dakshita Das	3	0	3	1. Bank of India (Non-Executive Director, Nominee Director)

Name of Director	Number of Directorships in Public Companies	Number of Committee positions held in Public Companies		Directorship in other listed entity (Category of Directorship)
		Chairman	Member	
Shri A. K. Das	2	1	1	1. Bank of India (Executive Director, Managing Director & CEO)
Shri V. Ramasamy	2	2	0	1. GIC Housing Finance Limited (Non-Executive Director, Independent Director)
Shri G. B. Pande	1	0	1	-
Shri A. P. Singh	1	0	1	-
Ms A. Manimekhalai	5	0	3	1. Canara Bank (Executive Director)

SHAREHOLDING OF NON-EXECUTIVE DIRECTORS: NIL

FAMILIARISATION PROGRAMME FOR INDEPENDENT DIRECTORS

Independent Directors are familiarised with their roles, rights and responsibilities in the Corporation as well as with the nature of industry and business model of the Corporation through induction programmes at the time of their appointment as Directors and through presentations on economy & industry overview, business overview, digitisation initiatives in policy issuance and servicing processes, key regulatory developments, governance, strategy, investment, human resource and performance which are made to the Directors from time to time. The details of the familiarisation programmes have been hosted on the website of the Corporation and can be accessed on the link: <https://gicofindia.com/images/pdf/Details-of-Familiarization-Programme-2019-20-for-Independent-Directors.pdf>

SKILLS/EXPERTISE/COMPETENCIES OF THE BOARD OF DIRECTORS

The Corporation being a Government Company, all the Directors on its Board are selected and appointed by the Government as per the well laid down selection process for appointment of Directors. The list of core skills, expertise and competence required for the Board to function effectively, in context of the Corporation's business, forms an integral part of the Government's process for selection of the Directors. In view thereof, the Board of the Corporation has not identified separately any such core skills or expertise or competence required by a Director as required under SEBI (LODR) Regulations.

DECLARATION BY INDEPENDENT DIRECTORS

Independent Directors are non-executive directors as defined under Regulation 16(1)(b) of the SEBI Listing Regulations read with Section 149(6) of the Companies Act, 2013 along with rules framed thereunder. In terms of Regulation 25(8) of the SEBI Listing Regulations, they have confirmed that they are not aware of any circumstance or situation which exists or may be reasonably anticipated that could impair or impact their ability to discharge their duties. Based on the declarations received from the Independent Directors, the Board of Directors has confirmed that they meet the criteria of independence as mentioned under Regulation 16(1)(b) of the SEBI Listing Regulations and that they are independent of the management.

COMMITTEES OF THE BOARD

General Insurance Corporation of India has eight Board level Committees, viz. Audit Committee, Investment Committee, Corporate Social Responsibility Committee, Risk Management Committee, Nomination & Remuneration Committee, Human Resource Committee, Stakeholders' Relationship Committee and Ethics Committee.

1. Audit Committee

In compliance with Section 177 of the Companies Act, 2013, GIC Re has an Audit Committee which is headed by an Independent Director.

- The Audit Committee oversees the financial statements and disclosure processes both on an annual and quarterly basis. It sets up procedures and processes to address all concerns relating to adequacy of checks and control mechanisms.
- The Committee oversees the efficient functioning of the internal audit department and review its reports and monitors the progress made in rectification of irregularities and changes in processes wherever deficiencies have come to notice.
- The Committee is responsible for the recommendation of the appointment, remuneration, performance and oversight of the work of the auditors (internal/statutory/concurrent).

The composition of Audit Committee as on 31.03.2020 was as follows:

Sl. No.	Name	Category	Designation
1	Shri V. Ramasamy	Chairman	Independent Director
2	Shri A. K. Das	Member	Independent Director
3	Shri A. P. Singh	Member	Independent Director
4	Shri G. B. Pande	Member	Independent Director
5	Ms. Dakshita Das	Member	Non-Executive Government Nominee Director

STATEMENT SHOWING NUMBER OF AUDIT COMMITTEE MEETINGS ATTENDED BY THE MEMBERS DURING THE PERIOD APRIL 2019 TO MARCH 2020

Name of Members	Date of Meetings						
	23.05.2019	27.06.2019	29.07.2019	14.08.2019	25.10.2019	11.11.2019	10.02.2020
Shri Ravi Mital*	Absent	Absent	Absent	Absent	Absent	Present	-
Ms. Dakshita Das**	-	-	-	-	-	-	Absent
Shri. A.K. Das	Present	Absent	Absent	Absent	Present	Absent	Absent
Shri V. Ramasamy	Absent	Present	Present	Absent	Present	Present	Present
Shri A. P. Singh	Present	Present	Present	Present	Present	Present	Present
Shri G. B. Pande	Present	Present	Present	Present	Present	Present	Present

* Ceased to be Director w.e.f. 17.01.2020

**Appointed as Director w.e.f. 17.01.2020

2. Investment Committee

GIC Re has an Investment Committee consisting of the CMD, 3 Non-Executive Directors, Chief Investment Officer, Chief Financial Officer, Chief Risk Officer and Appointed Actuary.

- The Committee lays down annual investment policy and provides oversight to investment operations of the Corporation.
- The policy focuses on a prudential Asset Liability Management (ALM) supported by robust internal control systems. The investment policy and operational framework inter alia, encompass aspects concerning liquidity for smooth operations, compliance with prudential regulatory norms on investments, risk management/mitigation strategies to ensure commensurate yield on investments and above all protection of policyholders' funds.
- The Committee is responsible for a periodic review of the Investment policy based on the performance of investments and the evaluation of dynamic market conditions.

The composition of Investment Committee as on 31st March 2020 was as follows:

Sl. No.	Name	Category	Designation
1	Shri Devesh Srivastava	Chairman	Chairman and Managing Director
2	Ms. Dakshita Das	Member	Non-Executive Government Nominee Director
3	Shri A. K. Das	Member	Independent Director
4	Shri V. Ramasamy	Member	Independent Director
5	Smt. Suchita Gupta	Member	Chief Financial Officer and Company Secretary
6	Shri Sateesh Bhat	Member	Appointed Actuary (Non-Life Insurance)
7	Shri S. N. More	Member	Chief Investment Officer
8	Smt. Madhulika Bhaskar	Member	Chief Risk Officer

STATEMENT SHOWING NUMBER OF INVESTMENT COMMITTEE MEETINGS ATTENDED BY THE MEMBERS DURING THE PERIOD APRIL 2019 TO MARCH 2020

Name of Members	Date of Meetings			
	23.05.2019	29.07.2019	11.11.2019	10.02.2020
Smt. Alice G. Vaidyan*	Present	Present	-	-
Shri Devesh Srivastava**	-	-	-	Present
Shri Ravi Mital***	Absent	Absent	Present	-
Ms. Dakshita Das****	-	-	-	Absent
Shri A.K. Das	Present	Absent	Absent	Absent
Shri V. Ramasamy	Absent	Present	Present	Present
Smt. Sashikala Muralidharan, CFO#	Present	Present	Present	-
Smt. Usha Ramaswamy##	Present	Present	-	-

Name of Members	Date of Meetings			
	23.05.2019	29.07.2019	11.11.2019	10.02.2020
Smt. Suchita Gupta, CFO ^{##}	-	-	-	Present
Shri S. N. More, CIO	Present	Present	Present	Present
Smt. Madhulika Bhaskar, CRO	Present	Present	Present	Present
Shri Ajai Kumar Tripathi, Actuary (Life Insurance) [@]	-	Present	Present	-
Shri Sateesh N. Bhat, Actuary (Non-Life Insurance) ^{@@}	-	-	-	Present

*Ceased to be Director w.e.f. 31.07.2019

Ceased to be Director w.e.f. 30.11.2019

** Appointed as Director w.e.f. 17.12.2019

Ceased to be Director w.e.f. 31.10.2019

*** Ceased to be Director w.e.f. 17.01.2020

Appointed as CFO w.e.f. 01.12.2019

**** Appointed as Director w.e.f. 17.01.2020

@ Appointed w.e.f. 27.06.2019 and ceased w.e.f. 29.11.2019

@@ Appointed w.e.f. 20.01.2020

3. Nomination and Remuneration Committee

The terms of reference of Nomination and Remuneration Committee is as prescribed under Section 178 of the Companies Act, 2013, except to the extent of exemptions granted to Government Companies.

- The Nomination and Remuneration Committee shall comprise of three directors, all of whom shall be non-executive directors, and at least fifty percent of the directors shall be independent directors.
- The Chairperson of the Corporation (whether executive or non-executive) may be appointed as a member of the Nomination and Remuneration Committee, but shall not chair such Committee.
- To evaluate the performance of Chairman and Managing Director of the Corporation for the entitlement of Performance Linked Incentives, subject to achievement of broad quantitative parameters fixed for performance evaluation matrix based on the Statement of Intent (SOI) on Goals and qualitative parameters and benchmarks based on various compliance reports during the last financial year.
- To take on record the appointment and removal of directors, including independent directors, by the President of India acting through the respective ministries.

The composition of Nomination and Remuneration Committee as on 31st March 2020 was as follows:

Sl. No.	Name	Category	Designation
1	Shri V. Ramasamy	Chairman	Independent Director
2	Ms. Dakshita Das	Member	Non-Executive Government Nominee Director
3	Shri A. K. Das	Member	Independent Director

STATEMENT SHOWING NUMBER OF NOMINATION & REMUNERATION COMMITTEE MEETINGS ATTENDED BY THE MEMBERS DURING THE PERIOD APRIL 2019 TO MARCH 2020:

Name of Members	Date of Meeting
	03.02.2020
Mr. Ravi Mital*	-
Ms. Dakshita Das**	Absent
Shri V. Ramasamy	Present
Shri A. K. Das	Present

*Ceased to be Director w.e.f. 17.01.2020

**Appointed as Director w.e.f. 17.01.2020

4. Risk Management Committee

GIC Re has a Risk Management Committee (RMC) of the Board of Directors and a Risk Management Committee of the Management consisting of Five General Managers including Chief Risk Officer (CRO).

- The Committee is supervising implementation of Enterprise Risk Management (ERM) framework which is expected to put in place a robust ERM system for effectively and efficiently managing the various risk exposures.
- The Committee assists the Board in effective operation of the risk management system by performing specialized analysis and quality reviews; maintaining a group-wide and aggregated view on the risk profile of the insurer in addition to the solo and individual risk profile.
- Report to the Board details on the risk exposures and the actions taken to manage the exposures.
- Advise the Board with regard to risk management; decisions in relation to strategic and operational matters such as corporate strategy, mergers & acquisitions and related matters.

The composition of Risk Management Committee of the Board as on 31st March 2020 was as follows:

Sl. No.	Name	Category	Designation
1	Shri Devesh Srivastava	Chairman	Chairman and Managing Director
2	Ms. Dakshita Das	Member	Non-Executive Government Nominee Director
3	Shri A. K. Das	Member	Independent Director
4	Shri A. P. Singh	Member	Independent Director

The members of the Risk Management Committee (Management) are:

1. Shri Deepak Prasad, General Manager
2. Smt. Madhulika Bhaskar, General Manager & Chief Risk Officer
3. Shri Shashikant N. More, General Manager
4. Smt. Suchita Gupta, General Manager
5. Shri Satyajit Tripathy, General Manager

**STATEMENT SHOWING NUMBER OF RISK MANAGEMENT COMMITTEE MEETINGS ATTENDED BY THE MEMBERS
DURING THE PERIOD APRIL 2019 TO MARCH 2020**

Name of Members	Date of Meetings			
	23.05.2019	29.07.2019	25.10.2019	03.02.2020
Smt. Alice G. Vaidyan*	Present	Present	-	-
Shri Devesh Srivastava**	-	-	-	Present
Shri Ravi Mital***	Absent	Absent	Absent	-
Ms. Dakshita Das****	-	-	-	Absent
Shri A.K. Das	Present	Absent	Present	Present
Shri A.P. Singh	Present	Present	Present	Present
Smt. Sashikala Muralidharan#	Present	Present	Present	-
Smt. Usha Ramaswamy##	Present	Present	Present	-

*Ceased to be Director w.e.f. 31.07.2019

Ceased to be Director w.e.f. 30.11.2019

** Appointed as Director w.e.f. 17.12.2019

Ceased to be Director w.e.f. 31.10.2019

*** Ceased to be Director w.e.f. 17.01.2020

**** Appointed as Director w.e.f. 17.01.2020

5. Ethics Committee

GIC Re has put in place a 2-level Ethics Committee of which one is at the Management level while the other is at the Board level. The set-up provides a robust support to the whistle-blowing mechanism where maintenance of confidentiality is of prime importance to provide adequate comfort level to the employees of the Corporation.

The composition of Ethics Committee as on 31st March 2020 was as follows:

Sl. No.	Name	Category	Designation
1	Shri Devesh Srivastava	Chairman	Chairman and Managing Director
2	Ms. Dakshita Das	Member	Non-Executive Government Nominee Director
3	Shri A. K. Das	Member	Independent Director

The members of the Ethics Committee (Management) are:

1. Shri Deepak Prasad, General Manager
2. Shri Shashikant More, General Manager
3. Smt. Suchita Gupta, General Manager

6. Corporate Social Responsibility Committee

As per section 135 of Companies Act, 2013, companies fulfilling the criteria about Net Worth, Net Profit and Turnover have to contribute 2% of the average net profit of the last three years for Corporate Social Responsibility.

GIC Re has formed Board level Committee for Corporate Social Responsibility. This Committee plays an important role to plan, analyze, formulate and execute the CSR policies. GIC Re executes the CSR policies through NGO/Organization which are selected through transparent evaluation process.

The composition of Corporate Social Responsibility Committee as on 31st March 2020 was as follows:

Sl. No.	Name	Category	Designation
1	Shri Devesh Srivastava	Chairman	Chairman and Managing Director
2	Ms. Dakshita Das	Member	Non-Executive Government Nominee Director
3	Shri A. K. Das	Member	Independent Director
4	Shri G. B. Pande	Member	Independent Director

STATEMENT SHOWING NUMBER OF CORPORATE SOCIAL RESPONSIBILITY COMMITTEE MEETINGS ATTENDED BY THE MEMBERS DURING THE PERIOD APRIL 2019 TO MARCH 2020

Name of Members	Date of Meetings				
	23.05.2019	29.07.2019	25.10.2019	03.02.2020	10.02.2020
Smt. Alice G. Vaidyan*	Present	Present	-	-	-
Shri Devesh Srivastava**	-	-	-	Present	Present
Shri Ravi Mital***	Absent	Absent	Absent	-	-
Ms. Dakshita Das****	-	-	-	Absent	Absent
Shri A.K. Das	Present	Absent	Present	Present	Absent
Shri G.B. Pande	Present	Present	Present	Present	Present
Smt. Sashikala Muralidharan#	Present	Present	Present	-	-
Smt. Usha Ramaswamy##	Present	Present	Present	-	-

*Ceased to be Director w.e.f. 31.07.2019

Ceased to be Director w.e.f. 30.11.2019

** Appointed as Director w.e.f. 17.12.2019

Ceased to be Director w.e.f. 31.10.2019

*** Ceased to be Director w.e.f. 17.01.2020

**** Appointed as Director w.e.f. 17.01.2020

7. Stakeholders' Relationship Committee

The Board has constituted a Stakeholders' Relationship Committee comprising of Independent and Whole-Time Directors to specifically look into the redressal of grievances of shareholders, debenture holders and other security holders. Shri A. K. Das, Independent Director is the Chairman of the Committee. Smt. Suchita Gupta, General Manager & Company Secretary is designated as Compliance Officer of the Corporation.

The composition of Stakeholders' Relationship Committee as on 31.03.2020 was as follows:

Sl. No.	Name	Category	Designation
1	Shri A. K. Das	Chairman	Independent Director
2	Shri Devesh Srivastava	Member	Chairman and Managing Director
3	Ms. Dakshita Das	Member	Non-Executive Government Nominee Director

STATEMENT SHOWING NUMBER OF STAKEHOLDERS' RELATIONSHIP COMMITTEE MEETINGS ATTENDED BY THE MEMBERS DURING THE PERIOD APRIL 2019 TO MARCH 2020

Names of Members	Date of Meeting
	23.05.2019
Shri A.K. Das	Present
Smt. Alice G. Vaidyan*	Present
Shri Devesh Srivastava**	-
Shri Sashikala Muralidharan***	Present
Smt. Usha Ramasamy#	Present
Shri Ravi Mital##	-
Ms. Dakshita Das###	-

*Ceased to be Director w.e.f. 31.07.2019

#Ceased to be Director w.e.f. 31.10.2019

**Appointed w.e.f. 17.12.2019

##Ceased to be Director w.e.f. 17.01.2020

***Ceased to be Director w.e.f. 30.11.2019

###Appointed w.e.f. 17.01.2020

PERFORMANCE EVALUATION

A formal annual evaluation of the performance of the Board, its committees and individual directors has been carried out by the Board of Directors of the Corporation, while performance evaluation of the Independent Directors has been done by Non-Independent Directors. In the evaluation of directors, the directors being evaluated had not participated.

DETAILS OF INVESTOR COMPLAINTS

Details of Investor Complaints received and attended during the Financial Year 2019-20 and reported under Regulation 13 (3) of the SEBI Listing Regulations are as given below:

Particulars	No. of Complaints
No. of Complaints pending as on 1 st April 2019	0
No. of Complaints received during the year	454
No. of Complaints resolved during the year	454
No. of Complaints pending as on 31 st March 2020	0

GENERAL BODY MEETINGS

The details of Annual General Meetings of the Members held during the last three years, are as follows:

Particulars	2016-17	2017-18	2018-19
Date	8 th September 2017	5 th September 2018	27 th August 2019
Time	1:15 P.M.	3:00 P.M.	3:00 P.M.
Venue	'Suraksha', 170, J. T. Road, Churchgate, Mumbai - 400 020	"Y. B. Chavan Auditorium", Y. B. Chavan Centre, General Jagannath Bhosale Marg, Nariman Point, Mumbai - 400 021	"Y. B. Chavan Auditorium", Y. B. Chavan Centre, General Jagannath Bhosale Marg, Nariman Point, Mumbai - 400 021
No. of Special Resolutions passed	NIL	NIL	NIL
Purpose/Details of Special Resolution	N.A.	N.A.	N.A.

The details of Extraordinary General Meetings of the Members held during the last three years are as follows:

Particulars	2016-17	2017-18	2018-19
Date	August 04, 2017	NIL	NIL
Time	12.00 P.M.		
Venue	'Suraksha', 170, J. T. Road, Churchgate, Mumbai - 400 020		
No. of Special Resolutions passed	4		
Purpose/Details of Special Resolution	To seek approval of Shareholders: i) for consolidation of face value of shares of the Corporation. ii) to alter the capital clause of Memorandum of Association consequent to Consolidation of Shares. iii) for amendment of the Articles of Association. iv) for raising of additional capital through Initial Public Offer		

POSTAL BALLOT

During the year, the Corporation did not pass any special resolution through postal ballot.

Further, no special resolution is proposed to be conducted through postal ballot as on the date of this report.

REMUNERATION OF DIRECTORS

- The Corporation being a Government Company, the remuneration payable to its Whole-time Directors/Executive Directors is approved by the Government and advices received through the Administrative Ministry, viz. Ministry of Finance.
- The Non-official Directors are paid Sitting Fees for Board Meetings and Sub Committee Meetings of the Board attended by them pursuant to the Government of India letter dated 14th October 2015, available on the website of the Corporation - <https://www.gicofindia.com/en/media-menuu/downloads/category/3-general-files>
The Corporation does not have a policy of paying commission on profits to any of the Directors of the Corporation.
- The remuneration payable to officers below Board level is also approved by the Government of India.

The details of Remuneration paid to all the Directors are disclosed in the Extract of Annual Return (MGT-9) as annexed to the Directors' Report.

INDEPENDENT DIRECTORS' MEETING

As provided under Schedule IV of the Companies Act, 2013 and also as per Regulation 25(3) of the SEBI Listing Regulations separate meeting of Independent Directors was held on 3rd February 2020 for performance evaluation of Directors, Board and the Committees. The details of familiarization programme provided to the Independent Directors are also hosted on the website of the Corporation. Being a Government Company, the appointment of all Directors including Independent Directors is done by the Government of India.

KEY MANAGERIAL PERSONNEL

As per Section 2(51) and Section 203(1) of the Companies Act, 2013, following are the Key Managerial Personnel of the Corporation as on 31st March 2020:

Sl. No.	Name	Designation
1	Shri Devesh Srivastava	Chairman and Managing Director
2	Smt. Suchita Gupta*	Chief Financial Officer
3	Smt. Suchita Gupta	Company Secretary

*Smt. Sashikala Muralidharan ceased to be Chief Financial Officer w.e.f. 30.11.2019 and Smt. Suchita Gupta was appointed as Chief Financial Officer w.e.f. 01.12.2019.

As per the IRDA Act, 1999, following are the Key Managerial Personnel of the Corporation as on 31st March 2020:

Sl. No.	Name	Designation
1	Shri Devesh Srivastava*	Chief Executive Officer
2	Smt. Suchita Gupta**	Chief Financial Officer
3	Smt. Reena Bhatnagar***	Chief Underwriting Officer
4	Smt. Madhulika Bhaskar***	Chief of Internal Audit & Financial Advisor
5	Smt. Madhulika Bhaskar	Chief Risk Officer
6	Shri Deepak Prasad***	Chief Marketing Officer
7	Shri Shashikant N. More	Chief Investment Officer
8	Smt. Suchita Gupta	Chief Compliance Officer
9	Shri Satyajit Tripathy##	General Manager
10	Shri Sateesh N. Bhat###	Appointed Actuary (Non-Life)

*Appointed as CMD w.e.f. 17.12.2019

Appointed w.e.f. 24.05.2019

**Appointed as CFO w.e.f. 01.12.2019

Appointed w.e.f. 20.01.2020

***Appointed w.e.f. 19.11.2019

Changes in KMP(as per IRDA Act, 1999) during the year:

- Smt. Alice G. Vaidyan ceased to be CMD w.e.f. 31.07.2019
- Shri Deepak Godbole ceased to be Chief Marketing Officer w.e.f. 07.07.2019
- Smt. Usha Ramaswamy ceased to be Chief Underwriting Officer w.e.f. 31.10.2019
- Smt. Sashikala Muralidharan ceased to be Chief Financial Officer w.e.f. 30.11.2019
- Shri Reena Bhatnagar ceased to be Chief of Internal Audit & Financial Advisor w.e.f. 18.11.2019
- Shri Sateesh N. Bhat was appointed as Consulting Actuary w.e.f. 19.11.2019 and ceased to be Consulting Actuary w.e.f. 19.01.2020
- Shri Ajay Kumar Tripathi was appointed as Appointed Actuary (Life Insurance) w.e.f. 27.06.2019 and ceased to be Appointed Actuary (Life Insurance) w.e.f. 29.11.2019

MEANS OF COMMUNICATION

Timely disclosure of consistent, relevant and reliable information on corporate financial performance is at the core of good governance. Towards this end, major steps taken are as under:

a. Quarterly/Half-yearly/Annual Financial Results

The quarterly and half-yearly unaudited financial results/annual audited financial results of the Corporation are announced within the time limits prescribed by the SEBI Listing Regulations. The results are published in leading business/regional newspapers.

b. Website

The Corporation's website www.gicofindia.com provides separate section for investors "Investors" where relevant information for shareholders is available.

c. News Release

Official News Releases are hosted on Corporation's website: www.gicofindia.com.

d. Annual Report

Annual Report for 2019-20 is circulated to shareholders and others entitled thereto. The Management Discussion & Analysis Report is part of the Annual Report.

GENERAL SHAREHOLDER INFORMATION**a. 48th Annual General Meeting**

Date & Time: Wednesday, 23rd December 2020 at 3.00 p.m.

Venue: The AGM shall be held through Video Conference (VC)/Other Audio Visual Means (OAVM) in compliance with General Circular No. 14/2020, 17/2020, 20/2020 issued by Ministry of Corporate Affairs (MCA Circulars) and other applicable provisions of the Companies Act, 2013 and circulars issued by the Securities and Exchange Board of India. (SEBI) without the physical presence of the Members at a common venue. The proceedings of the AGM shall be deemed to be conducted at the Registered Office of the Corporation which shall be the deemed venue of the AGM.

b. Financial Year: 1st April to 31st March

The financial calendar (tentative) to approve quarterly and half-yearly unaudited/annual audited financial results of the Corporation for the financial year 2020-21 is given below:

Quarter ending 30 th June 2020	: On or before 14.08.2020
Quarter ending 30 th September 2020	: On or before 14.11.2020
Quarter ending 31 st December 2020	: On or before 14.02.2021
Quarter & year ending 31 st March 2021	: On or before 30.05.2021

c. Dividend Payment

The Insurance Regulatory and Development Authority of India (IRDAI) has vide its circular bearing number IRDA/F&A/CIR/MISC/099/04/2020, dated 24th April 2020, has urged insurers, in view of the emerging market conditions, and to conserve capital with the insurance companies in the interests of the policyholders and of the economy at large, to take a conscious call to refrain from dividend pay-outs from profits pertaining to the financial year ending 31st March 2020, till further instructions. Consequently, the Board after due consideration and taking cognizance of the IRDAI circular did not propose any final dividend for the year ended 31st March 2020.

d. Listing on Stock Exchanges as of 31st March 2020:

The BSE Limited	The National Stock Exchange of India Limited
Phiroze Jeejeeboy Towers, Dalal Street, Mumbai - 400 001	Exchange Plaza, 5th Floor, Plot No. C/1, G Block, Bandra Kurla Complex, Bandra (East), Mumbai- 400 051

e. Listing Fees: The listing fees for Financial Year 2020-21 has been paid to the Stock Exchanges within stipulated time period.**f. Stock Code:**

BSE: 540755

NSE: GICRE

ISIN: INE481Y01014

g. Stock Market Data:

GICRE Share Price

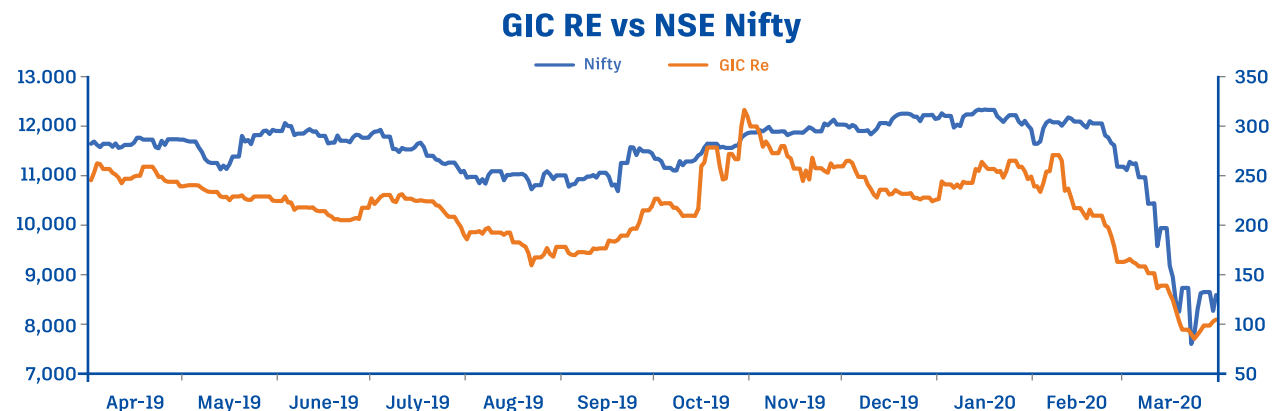
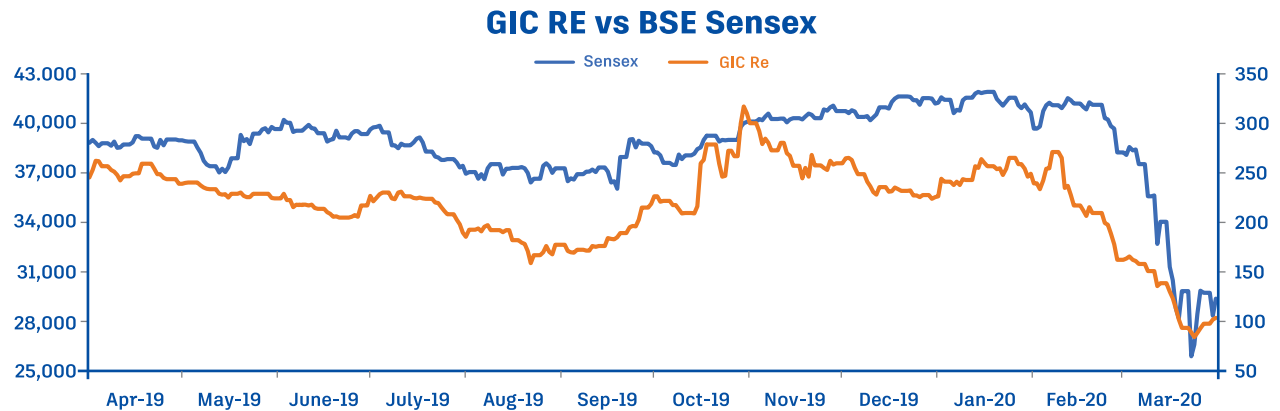
(in ₹)

Year	BSE		NSE	
	High	Low	High	Low
2018-19*	769.10	206.35	769.90	207.35
2019-20	333.85	81.7	334.05	81.50

*The Corporation issued bonus equity shares in the ratio 1:1 i.e. 1 (One) Bonus equity share of ₹ 5/- each for every 1 (One) existing equity share of ₹ 5/- each held by the shareholder.

Performance in Comparison to Broad Based Indices

GICRE Share Price Monthly data



(in ₹)

Months	BSE				NSE			
	High (₹)	Low (₹)	Close (₹)	Volume (Qty)	High (₹)	Low (₹)	Close (₹)	Volume (Qty)
April- 2019	271.15	239.00	240.40	2,93,804	270.60	238.00	240.20	40,79,969
May-2019	245.00	221.50	224.85	2,26,390	244.95	220.00	225.40	20,48,117
June-2019	230.15	204.30	218.85	1,45,818	231.40	204.10	218.35	29,90,542
July-2019	247.35	189.55	191.15	10,08,536	248.00	189.60	190.85	47,24,109
August-2019	204.70	154.00	177.60	1,44,236	204.90	156.00	178.65	14,90,495
September-2019	225.95	170.00	219.95	1,67,630	225.60	169.00	219.90	41,46,483
October-2019	333.85	199.00	310.95	17,38,050	334.05	206.15	311.15	2,04,75,484
November-2019	319.05	236.05	260.35	11,47,871	319.90	236.00	260.50	1,29,13,476
December-2019	279.55	224.10	226.40	6,23,683	279.60	223.40	226.40	80,15,234
January-2020	273.9	226.20	250.05	7,35,462	274.00	226.00	250.00	90,39,164
February-2020	274.95	163.00	163.50	6,63,055	274.80	163.00	163.70	99,03,848
March-2020	172.20	81.70	104.90	15,03,912	172.30	81.50	105.20	52,83,771

h. Registrar and Transfer Agents:

M/s KFin Technologies Pvt. Ltd.,
 Karvy Selenium, Tower B,
 Plot number 31 & 32,
 Financial District, Gachibowli,
 Hyderabad - 500 032.
 Contact No.: (040) 67162222
 Fax No.: (040) 23001153
 E-mail: einward.ris@kfintech.com

i. Share Transfer System:

Activities relating to Share Transfers are carried out by M/s KFin Technologies Pvt. Ltd, who are the Registrar and Transfer Agents of the Corporation and who have arrangements with the Depositories viz., National Securities Depository Limited and Central Depository Services (India) Limited.

The SEBI had amended relevant provisions of the SEBI Listing Regulations to disallow listed companies from accepting request for transfer of securities which are held in physical form with effect from 1st April 2019. Accordingly, requests for effecting transfer of shares shall not be processed unless the shares are held in the dematerialized form with a depository, except in case of transmission or transposition of shares. However, the same does not prohibit a shareholder from holding shares in physical form even after 1st April 2019.

j. Distribution of shareholding as on 31st March 2020:

SI No.	Nominal Value of Equity Shares(₹)	No. of Shareholders	% of Shareholders	Amount(₹)	% of Amount
1	1 - 5000	255372	99.23	111075945.00	1.27
2	5001 - 10000	1093	0.42	7891865.00	0.09
3	10001 - 20000	456	0.18	6481505.00	0.07
4	20001 - 30000	134	0.05	3335325.00	0.04
5	30001 - 40000	63	0.02	2193745.00	0.03
6	40001 - 50000	43	0.02	1978035.00	0.02
7	50001 - 100000	77	0.03	5721970.00	0.07
8	100001 and Above	105	0.04	8633321610.00	98.4
	Total	257343	100.00	8772000000.00	100.00

k. Information on Shareholding as on 31st March 2020:

Sl. No.	Category	No. of Holders	Shares held	% of Total issued shares
1	President of India	1	1505000000	85.78
2	Banks	11	27912498	1.59
3	Insurance Companies	5	168911464	9.63
4	Foreign Portfolio - Corp	45	4630655	0.26
5	Mutual Funds	14	11887518	0.68
6	Individuals (Includes Resident Individuals & HUF)	254251	27492420	1.57
7	NBFC	1	1000	0
8	Others	3015	8564445	0.49
	Total	257343	1754400000	100

l. Dematerialization of shares and liquidity:

The total number of shares dematerialized as on 31st March 2020 is 1,75,43,99,068 representing 99.99% of Issued and Subscribed share capital including shares held by the President of India. Pursuant to SEBI (Listing Obligations and Disclosure Requirements) (Fourth Amendment) Regulations, 2018, w.e.f. 1st April 2019, requests for effecting transfer of securities shall not be processed unless the securities are held in the dematerialized form with a depository (except in case of transmission or transposition of securities).

m. Investor correspondence:

- i. Smt. Suchita Gupta
Company Secretary & Compliance Officer
E-mail id: investors.gic@gicofindia.com
'Suraksha', 170, J.T. Road,
Churchgate, Mumbai - 400 020
Telephone (Board): +91 22 2286 7000
- ii. Shri Hitesh Joshi,
Investor Relations Manager
Email: investorrelations@gicofindia.com
'Suraksha', 170, J.T. Road,
Churchgate, Mumbai - 400 020

n. Credit Ratings:

The Corporation has obtained credit ratings from A.M. Best and CARE for the year ended 31st March 2020. The agencies have reaffirmed the Financial strength rating, Long-term issuer credit rating and Claims paying ability rating respectively. Hence, there has been no change in credit ratings from both the rating agencies during the year. The following table provides the ratings obtained during the year:

Rating Agency	Credit Rating Scales	Rating	Outlook
A.M. Best	Financial Strength Rating	A- (Excellent)	Negative
	Long-Term Issuer Credit Rating	a-	Negative
CARE	Claims Paying Ability	AAA(In)	Stable

o. Certification from Company Secretary in practice:

Mr. S. N. Ananthasubramanian from M/s S. N. Ananthasubramanian & Co., Company Secretaries, has issued a certificate as required under the SEBI Listing Regulations, confirming that none of the Director on the Board of the Corporation has been debarred or disqualified from being appointed or continuing as Director of companies by the SEBI or Ministry of Corporate Affairs or any such statutory authority. The Certificate is enclosed with this report as 'Annexure – A'.

p. Details of total fees paid to statutory auditors:

The details of total fees for all services payable by the Corporation and its subsidiaries, on a consolidated basis to the respective statutory auditors and all entities in the network firm/network entity of which the statutory auditors are a part, are as follows:

(in ₹)

Payment to Statutory Auditors	2019-20
Audit Fees	67,50,000
Tax Audit Fees	10,00,000
Other Services	12,50,000
Total	90,00,000

q. Disclosures pertaining to Sexual Harassment at workplace (Prevention, Prohibition and Redressal) Act, 2013 have been made in the Directors' Report.

r. Discretionary Requirements:

The status of adoption of the non-mandatory requirements as specified in sub-regulation 1 of Regulation 27 of the SEBI Listing Regulations, are as follows:

- a. The Board: The Chairperson of the Corporation is an Executive Chairperson.
- b. Shareholder Rights: Quarterly, Half-yearly and annual financial statements are published in newspapers and uploaded on Corporation's website www.gicofindia.com.
- c. Modified opinion(s) in audit report: The Corporation has a regime of un-qualified financial statements. Statutory Auditors have raised no qualification on the financial statements.
- d. Reporting of Internal Auditor: The Internal Auditors of the Corporation reports directly to the Audit Committee of the Board.

OTHER DISCLOSURES

- a. During the year 2019-20, there were no material transactions with Directors or their relatives having potential conflict with the interests of the Corporation at large. Being a Government Company, all the Directors of the Corporation are appointed by the Government of India. There is no relationship inter se between these Directors.
- b. As required under the SEBI Listing Regulations, the Corporation has formulated a Related Party Transaction Policy and the same is hosted on the website of the Corporation and can be accessed with the following link: <https://www.gicofindia.com/en/media-menuu/downloads/category/3-general-files>.

All the related party transactions entered during the year were at arm's length price.

- c. The Corporation has received letters from BSE Limited and National Stock Exchange of India Limited informing levy of Penalty for non-compliance of provisions of Regulation 17 (1) of the SEBI Listing Regulations i.e. for not having Woman Director on the Board till the quarter ended 31st December 2019. In this regard, the Corporation has requested the Stock Exchanges for waiver of fine levied, as GICRE being a Government Company, the power to appoint Directors (including Independent Directors), terms and conditions of appointments etc. vests with the Government of India and such non-compliance is not due to any negligence/default by the Corporation. The decision of Stock Exchanges in this matter is awaited. Apart from this, there have been no instances of non-compliance by the Corporation or penalties or strictures imposed on the Corporation by any Stock Exchange or SEBI or any Statutory Authority, on any matter relating to capital markets during the last 3 years.
- d. The Corporation has a Whistle-Blower Policy in place and no personnel have been denied access to the Audit Committee. This policy is hosted on the website of the Corporation www.gicofindia.com.
- e. The Corporation is complying with the various mandatory and non-mandatory Corporate Governance requirements envisaged under the SEBI Listing Regulations.
- f. Web link for accessing policy for determining material subsidiaries:
<https://www.gicofindia.com/en/media-menuu/downloads/category/3-general-files>.

- g. Web link for accessing policy on dealing with related party transactions:
<https://www.gicofindia.com/en/media-menuu/downloads/category/3-general-files>.
- h. The Corporation has framed a “Policy on Code of Conduct for Insider Trading” and the same is hosted on the website of our Corporation. The link for accessing this code is:
<https://www.gicofindia.com/en/media-menuu/downloads/category/3-general-files>.
- i. The Corporation has complied with the applicable conditions of Corporate Governance requirements as specified in Regulation 17 to 27 to the extent applicable and clauses (b) to (i) of sub-regulation (2) of Regulation 46 of the SEBI Listing Regulations. The link for accessing the details as prescribed under Regulation 46 of the SEBI Listing Regulations is www.gicofindia.com.

DECLARATION OF THE CHAIRMAN AND MANAGING DIRECTOR

This is to certify that the Corporation has laid down Code of Conduct for all Board Members and Senior Management of the Corporation and the same are uploaded on the website of the Corporation and the link for accessing this Code is <https://www.gicofindia.com/en/media-menuu/downloads/category/3-general-files>.

Further certified that the Members of the Board of Directors and Senior Management Personnel have affirmed and having complied with code as applicable to them during the year ended 31st March 2020.

CERTIFICATE OF COMPLIANCE OF THE CORPORATE GOVERNANCE GUIDELINES

I, Suchita Gupta, hereby certify that the Corporation has complied with the Corporate Governance guidelines for Insurance Companies as amended from time to time and nothing has been concealed or suppressed.

Sd/-
(Suchita Gupta)
General Manager,
CS & CFO & Compliance Officer

CERTIFICATE OF NON-DISQUALIFICATION OF DIRECTORS

[Pursuant to Regulation 34(3) and Schedule V Para C Clause (10)(i) of Securities and Exchange Board of India (Listing Obligations and Disclosure Requirements) Regulations, 2015]

To,

The Members of

General Insurance Corporation of India,

"Suraksha", 170 Jamshedji Tata Road,

Churchgate, Mumbai - 400 020.

We have examined the following documents:

- i. Declaration of non-disqualification as required under Section 164 of Companies Act, 2013 ('the Act');
 - ii. Disclosure of concern or interests as required under Section 184 of the Act;
- (hereinafter referred to as 'relevant documents')

as submitted by the Directors of **General Insurance Corporation of India** ('the Company') bearing CIN: **L67200MH1972GOI016133** and having its registered office at Suraksha 170, Jamshedji Tata Road, Churchgate, Mumbai - 400020, to the Board of Directors of the Company ('the Board') for the **Financial Years 2019-20 and 2020-21** and relevant registers, records, forms and returns maintained by the Company and made available to us for the purpose of issuing this Certificate in accordance with Regulation 34(3) read with Schedule V Para C Clause 10(i) of SEBI (LODR) Regulations, 2015. We have considered non-disqualification to include non-debarment by Regulatory/Statutory Authorities.

It is the responsibility of Directors to submit relevant documents with complete and accurate information in accordance with the provisions of the Act.

Ensuring the eligibility for the appointment/continuity of every Director on the Board is the responsibility of the management of the Company. Our responsibility is to express an opinion on these based on our verification.

Based on our examination as aforesaid and such other verifications carried out by us as deemed necessary and adequate (including Directors Identification Number (DIN) status at the portal www.mca.gov.in), in our opinion and to the best of our information and knowledge and according to the explanations provided by the Company, its officers and authorized representatives, we hereby certify that none of the Directors on the Board of the Company, as listed hereunder for the **Financial Year ended 31st March, 2020**, have been debarred or disqualified from being appointed or continuing as Directors of Companies by Securities and Exchange Board of India/Ministry of Corporate Affairs or any such statutory authority.

Sr. No.	Name of Director	Director Identification Number (DIN)	Date of Appointment	Date of Cessation
01.	Ms. Alice Geevarghese Vaidyan	07394437	23-01-2016	31-07-2019
02.	Mr. Govind Ballabh Pande	01174568	29-09-2017	-
03.	Mr. Amarendra Pratap Singh	01725925	29-09-2017	-
04.	Mr. Ravi Mital	06507252	06-07-2017	17-01-2020
05.	Mr. Ramasamy Venkataraman	00490988	29-09-2017	-
06.	Mr. Atanu Kumar Das	07758968	14-08-2017	-
07.	Ms. Sashikala Muralidharan	08036523	27-12-2017	30-11-2019
08.	Ms. Usha Ramaswamy	08190310	01-08-2018	31-10-2019
09.	Mr. Devesh Srivastava	08646006	17-12-2019	-
10.	Ms. Dakshita Das	07662681	17-01-2020	-
11.	Ms. Arumugam Manimekhalai	08411575	12-03-2020	-

This certificate is neither an assurance as to the future viability of the Company nor of the efficiency or effectiveness with which the management has conducted the affairs of the Company.

This Certificate has been issued at the request of the Company to make disclosure in its Corporate Governance Report of the **Financial Year ended 31st March, 2020.**

For S. N. ANANTHASUBRAMANIAN & Co.
Company Secretaries
ICSI Unique Code: P1991MH040400
Peer Review Cert. No.: 606/2019

S. N. Ananthasubramanian
Partner
FCS: 4206 | COP No.: 1774
ICSI UDIN: F004206B000369945
23rd June, 2020 | Thane

CSR ACTIVITIES



Our Corporate Social Responsibility (CSR) policy strives to transform India into a risk-aware society from being a risk-averse society. We aim to integrate social, environmental and health concerns of the Indian society into Corporation's CSR policy and programmes. Our CSR activities have focused on capacity building, empowerment of communities, inclusive socio-economic growth, environment protection, promotion of green and energy efficient technologies, development of backward regions, and uplifting the marginalized and under-privileged sections of the society.

Nowadays CSR goes beyond charity and requires the company to act beyond its legal obligations. It rests on the ideology of give and take. Companies take resources in the form of raw materials, human resources etc. from the society. By performing the task of CSR activities, the companies are giving something back to the society.

In the changing business environment, doing well (profit) and doing good (caring) are not mutually exclusive but mutually reinforcing. There has

been a paradigm shift from the way business was done earlier to how it should be done today. It's no longer a question if companies should engage in CSR, it's now a question of to what extent will they do so, and how they will create and communicate real and meaningful impact.

REPORT ON CSR ACTIVITIES IN FY 2019-20

- Aravind Eye Hospitals** - The Govel Trust, a non-profit organization is running the **Aravind Eye Hospitals** at Madurai, Theni, Tirunelveli, Coimbatore, Coimbatore City Centre, Pondicherry, Tuticorin, Tirupur, Udumalpet, Dindigul, Salem, Chennai and Tirupati. GIC Re has contributed approximately ₹ 2.73 Crore towards their project wherein the main aim is to conduct glaucoma awareness camps and the related surgeries. The project spans 2 years.
- Artificial Limbs Manufacturing Corporation of India** - is a Section 8 Company functioning under the Administrative Control of Ministry of Social Justice & Empowerment, Department of Empowerment of Persons with Disabilities, for providing aid & appliance to the disabled totally free of cost. GIC Re conducted 10 camps across PAN India at following places: Firozpur, Punjab; Haridwar, Uttarakhand; Amravati & Udgir in Maharashtra; Indore, Madhya Pradesh; Kozikode, Kerala; Goa; Darjeeling, WB; Mysore, Karnataka and Vishakhapatnam, Andhra Pradesh. The project cost is ₹ 5 Crore. The said project has approximately benefitted 4600 persons.
- Amar Seva Sangam** - GIC Re stood by its commitment to construct Stage 3 & 4 of Siva Saraswati Vidyalaya run by Amar Seva Sangam. Stage 3 & 4 covered the construction of 1 Lab, 3 classrooms, corridors, one toilet each for girls, boys and staff and a disabled-friendly ramp. The approximate cost of the project is ₹ 1.27 Crore. The project was completed in October 2019. The school is already in operation and has benefitted approximately 700 students.
- Bhagwan Mahavir Viklang Sahayata Samiti** - They provide artificial limbs and other aids and appliances to amputees and polio patients totally free of charge. GIC Re has been associated with them since the last 4 years. This year we have contributed ₹ 2.33 Crore for the disability camps conducted at Jaipur, Dausa, Mahadevpura, Baran in Rajasthan; Alipurduar, Cooch Behar & Jalpaiguri in West Bengal and in Bengaluru, Karnataka. Through this project, we have distributed 2924 aids to 2735 patients.

CSR ACTIVITIES

5. **Bosco Net** - It believes in empowering change, especially for the young. GIC Re has contributed ₹ 58 Lakh for 3 buses which will be used in 3 schools of Madurai.
6. **Ciigma Health Foundation** - It is a healthcare support organization based in Aurangabad representing the voice of deprived, excluded and vulnerable population especially in the Marathwada region of Maharashtra, regardless of their race, creed and gender. We have contributed ₹ 24 Lakh for 60 cancer screening camps.
7. **Cancer Patients Aids Association** - The primary concern of CPAA is to meet the needs of poor cancer patients who do not have access nor can afford cancer treatment. GIC Re has adopted 90 cancer patients and the cost of the project is ₹ 47.25 Lakh. The scheme takes care of the treatment and also provides counselling, boarding facilities for out station patients, advising on hygiene and diet, providing food grains and nutritional supplements, transporting patients to treatment centres, organizing support groups, providing prostheses and rehabilitation.
8. **Dhan Karunai Illam** - GIC Re has been associated with Dhan Karunai Illam since last 2 years. We have also contributed funds for construction of boy's hostel, compound wall and a workshop building for approximately ₹ 2 Crore. The project is now complete and will benefit around 50 boys. Approximately 150 youth will get skill-based training over the next three 3 years through the vocational training.
9. **Dean Foundation** - Their prime objective is to provide palliative care services for those suffering from incurable illnesses in and around Chennai. GIC Re has contributed ₹ 6.25 Lakh.
10. **Fellowship of the Physically Handicap** - FPH imparts vocational training in 10 departments/trades. It serves the adults who have orthopaedic and mild mental disabilities and are in the age group of 18 to 40 years. GIC Re has been associated with FPH since the last 2 financial years. This year we have contributed approximately ₹ 45 Lakh to conduct disability camp in Vapi, Gujarat which benefited 184 persons and a bus to help them commute to and from to work. A printer was also provided to their printing section. A sale of their various products was also held in our office premises.
11. **Hope Foundation** - The crux of the Sukanya Project supported by us (contributed funds approximately ₹ 10 Lakh) is to provide education kits consisting of notebooks, textbooks etc. to 455 girl students from Standard IX to Graduation of Mahad Taluka, Raigad. This is done as an attempt to promote education for girls.
12. **Indian Development Foundation** - GIC Re has supported them for the "Dignity Project" which is aimed at creating awareness on best practices on menstrual hygiene. The project cost is ₹ 25 Lakh. 5000 Girl students will be distributed hygiene kits across Goa; Satara and Raigad in Maharashtra; Bengaluru in Karnataka; Prakasham, Guntur & Kadapa in Andhra Pradesh; Kanchipuram, Tiruvallur in Tamil Nadu; when the schools reopen after COVID lockdown.
13. **Karachi Maharashtra Shikshan Prasarak Mandal** - It was established in 1924 and they have their presence in Mumbai (4 Schools) as well as Kudal (8 Schools). We have contributed approximately ₹ 26 Lakh on their 2 projects. One project is to construct a toilet block in their Marathi medium school which would benefit about 1850 girls and the other project is to set up a solar generation plant.
14. **Kendriya Sainik Board** - It is the apex body of the Central Government which looks after the welfare of War-Widows, Armed Forces Veterans (AFVs) and their dependents across the country. GIC Re has contributed ₹ 9.60 Crore against penury for 2000 beneficiaries for one year.
15. **Language & Learning Foundation** - It is an education centered NGO where the focus is to upgrade the skills, talents and positive attitude of the teachers working in Government Schools in rural areas through Capacity Building Programmes.

CSR ACTIVITIES

GIC Re has contributed funds for 2 projects. The first project was conducted in Chhattisgarh and Haryana. We have contributed funds for capacity building and resource package for the Government School Teachers. The total project cost was ₹ 47.50 Lakh. The second project covers the children in the primary section in 296 schools in Haryana. The programme focuses on development of local language (Hindi). The programme cost is approximately ₹ 91 Lakh.

- 16. MK Educational Society** - It is effectively working and operating its activities for the welfare of poor people in Mumbai, Maharashtra at Malwani in Malad West. This project would directly help 1238 students studying in pre-primary, primary and secondary sections. We have contributed approximately ₹ 8.70 Lakh through which we have provided laptops, screens and projectors.
- 17. Madat Charitable Trust** - Their project "Managed Cancer Care" helps out the cancer patients who are facing financial difficulties. MCT works with private doctors and diagnostic centres who have discounted their rates substantially for this project. Under this project, we would be aiding 260 patients (200 investigative diagnostics & 60 surgeries) during the course of the year. The project cost stands at ₹ 91.35 Lakh.
- 18. Masoom** - It functions in 174 night schools across Mumbai, Pune and Ahmednagar. Night Schools run in the evening from 6.30 pm to 9.30 pm, to serve the migrant/ working class population of the city who have either dropped out of school in earlier grades or have never gone to school. GIC Re has contributed Rs 46 Lakh approximately to bear the partial cost of the 12 night schools. The programme was effective for the academic year 19-20.
- 19. Naya Savera** - It was established in 1950 and runs 3 de-addiction and rehabilitation facility in Noida, Uttar Pradesh and Kullu & Palampur in Himachal Pradesh. Their approach towards the de-addiction programmes is holistic i.e. addressing the physical, physiological, emotional, social and spiritual areas towards recovery which also includes yoga and meditation. GIC Re has sponsored 45 patients for the de-addiction programme. The project cost is ₹ 32.40 Lakh.
- 20. Nimar Abhyudaya Rural Management and Development Association (NARMADA)** - It was started by Ms. Bharati Thakur in 1995 in Mandaleshwar in Madhya Pradesh. Their focus is on education basically formal and informal education to help and motivate children for schooling. GIC Re has helped them construct ground +2 structures for a school and provided 2 vehicles. The approximate cost of the project is pegged at ₹ 1.45 Crore. The project was completed in February 2020.
- 21. Parivaar Education Society** - Its chief institution is based in West Bengal and recently a second branch opened in Madhya Pradesh. We have funded informal education and nutritive meals for 2497 tribal children in Devas district of Madhya Pradesh. The programme now stands complete and the cost of the project is ₹ 2.92 Crore approximately.
- 22. The Pride India** - It has been working to provide holistic development of marginalised rural people by adopting an integrated approach focusing on health, education and women empowerment since the last 3 decades. Till date, they have reached out to more than 15,00,000 individuals in 605 villages across 7 districts. GIC Re has contributed funds for their SPARSH hospital in Osmanabad. We have given approximately ₹ 25 Lakh for the project.
- 23. Prime Minister's Citizen Assistance and Relief in Emergency Situations Fund (PM CARES Fund)** - The pandemic of COVID-19 has posed serious challenges for the health and economic security of millions of people worldwide. In India too, the spread of coronavirus has been alarming and is posing severe health and economic ramifications for our country. The Government of India has set up a public charitable trust under the name PM CARES Fund to deal with the pandemic of COVID-19. This fund will also cater to similar distressing situations, if they occur in the times ahead. GIC Re in an attempt to contribute to India's war against COVID-19 has contributed an amount of ₹ 22.80 Crore to PM CARES Fund.

CSR ACTIVITIES

24. **RAIL Sahyog** - The Corporation has gone out of the way to associate with Indian Railways and to try and upgrade their infrastructure, technology and hygiene. 10,000 ten-seater benches have been installed across various stations on PAN India locations. The total cost of the project is approximately ₹ 56.25 Crore. The project has nearly reached its completion.
25. **R K HIV & AIDS Research & Care Centre** - It provides medical relief through Hospital on Wheels programme through its Mobile Medical Units on PAN India level. GIC Re has sponsored the running cost of their medical mobile van for a year. The cost of the programme is ₹ 42 Lakh and the programme will be implemented across some slums in Mumbai. The Mobile Medical Vans will help the old and vulnerable to receive proper nutrition, medical facilities and awareness especially in the slum pockets.
26. **Ramakrishna Mission, Aalo** - Their intention is to spread education to the masses especially to the economically weaker sections. The current school strength is around 1400 (KG-I to Standard XII). We have contributed about ₹ 25 Lakh for 300 school benches. The project was completed and inaugurated in March 2020.
27. **Ramakrishna Seva Mission, Vrindavan** - The major focus is on health care, they have a 240 bedded charitable hospital. They also manage Ramakrishna Mission Sevashrama School of Nursing which specially caters to students from the underprivileged section. GIC Re has been associated with them for the sponsorship of education for 88 students (i.e. 30 girls each in first and second year and 28 girls in third year) for the last 3 years. This year too, we have contributed approximately ₹ 25 Lakh under the sponsorship programme.
28. **RSS Jankalyan Samiti Maharashtra Prant** - They focus on health care and offer their services for cerebral palsy patients. GIC Re has contributed funds for procurement of a bus for approximately ₹ 16 Lakh. The bus will benefit the children with special needs. The project is based in Latur district and will serve the needs of the children with multiple disabilities from the districts of Latur, Osmanabad and Beed.
29. **Sri Shanmukhananda Fine Arts & Sangeetha Sabha** - It is the only institution in the country and possibly in the world that combines Fine Arts and Healthcare. GIC Re has contributed ₹ 8.5 Lakh for health care equipment for their dialysis centre in Mumbai.
30. **Shree Pragnachakshu Mahila Seva Kunj** - It works in the field of visual impairment for the last 22 years. Their thrust is to make the visually impaired self - sufficient by providing education, facilities like lodging, boarding and transportation, employment opportunities. GIC Re has contributed funds to set up solar power plants at two of their centers in Morbi and Umergaon in Gujarat. The cost of the project is approximately ₹ 22 Lakh.
31. **Saunvardhan Pratishthan** - Saunvardhan Pratishthan has chosen the path of education for the development of underprivileged children. Their aim is to mould the children as educated, healthy, regimented and self-motivated citizens of future India. They basically work in Sindhudurg and Ratnagiri districts of Maharashtra. It is an on-going project and GIC Re shall be contributing approximately ₹ 98 Lakh for renovation and repair of the current school and construction of assembly hall, study room in RDK High school in Kudal.
32. **Save The Children India** - It is a non-profit organization founded by late Smt. Vipula Kadri in the year 1988. It envisions India as a Child-Friendly Nation. It is committed to prevent exploitation and other forms of discrimination of vulnerable women and children and help empower them to lead a healthy life with dignity, self-respect and independence. GIC Re has contributed ₹ 28 Lakh approximately to purchase a school bus. It is a school for children with special needs (hearing impairment and intellectual disability).

CSR ACTIVITIES

- 33. Smile Foundation** - GIC Re has initiated a multi-scale project through Smile Foundation to address health issues through their proposal 'Mobile Medical Unit – Smile on Wheels (SoW)'. The project cost is approximately ₹ 4.95 Crore and is being implemented in four locations i.e. 1. Kullu (Himachal Pradesh), 2. West Singhbhum (Jharkhand), 3. Bilaspur (Chhattisgarh) and 4. Mumbai (Maharashtra). The project spans over 3 years. Since the launch till March 2020, Smile Foundation has conducted 1489 OPDs with direct patient-doctor interactions, covering 54+ communities/areas of the 4 project locations and covering a total number of 47,235 direct beneficiaries at doorstep.
- 34. Shraddha Rehabilitation Foundation** - It focuses only on the wandering mentally ill destitute roaming on the streets of India since 1988. The mentally ill destitute are picked up from the Mumbai-Pune belt off the streets and other organisations. The beneficiaries are rehabilitated with various psychosocial interventions depending on their condition. GIC Re has been associated with Dr Bharat Vatwani's Shraddha Rehabilitation Foundation since the last 2 years. The first project was completed in December 2020 and benefitted almost 1100 destitute. The cost of the programme was around ₹ 1.58 Crore. We have continued our association and are committed to them in the ongoing period also. The current project will benefit almost 600 destitute for a cost of ₹ 1.58 Crore.
- 35. Samaritan Help Mission** - It has been working in densely populated, impoverished slums in the Howrah District of West Bengal for 17 years. Its main operations began in Tikiapara in 2001. GIC Re has been associated with SHM in the last few years. This year the Corporation has funded for two projects:
 - i. Contribution of funds for the construction of a new school building (Ground Floor+2 Floors) for Samaritan Public School, Bankra along with full infrastructure for Nursery to Class XII standards. The approximate cost of the project is ₹ 3.36 Crore. On completion, the project will help about 3000 children.
 - ii. Upgradation of the existing Charitable Dispensary into Charitable Day Care Hospital with Training and Paramedics. The cost of the project is approximately ₹ 1.51 Crore.
- 36. Sri Sankaradeva Nethralaya** - It was established in Guwahati in year 1994 by Sri Kanchi Sankara Health And Educational Foundation with a mission to provide quality eye care services through state-of-the-art facilities to the people of the region at affordable cost and equal quality treatment at free of cost to economically unprivileged patients. GIC Re has been associated with them for the last 2 years. We have contributed ₹ 46 Lakh for two projects. The first one is procurement of ophthalmic equipment to be placed at their two new Vision Cenprocure at Nagaon and Darrang District of Assam. The other project helped in the procurement of 2 buses which the hospital would utilise for ferrying poor patients to the hospital.
- 37. Seva Mandir** - It is running 151 Shiksha Kendras providing education to 6000 children in the tribal areas of Udaipur and Rajsamand district. The program includes stipend of teachers, study material, capacity building of teachers, evaluations, research, program expertise, monitoring etc. We have contributed approximately ₹ 7.57 Lakh for providing school bags to children in 115 Shiksha Kendra School for children up to Standard V. We have also initiated a project costing ₹ 32 Lakh approximately for setting a training centre for Seva Mandir.
- 38. Swachhata Abhiyan** - GIC Re had initiated tree plantation and a cleanliness drive in a ground near Ambedkar College in Dharavi, Mumbai. Around 70 children of Hope Foundation volunteered along with some officers for this activity. A peace march was also taken around the 3 km area surrounding the ground to create awareness about cleanliness and hygiene.

CSR ACTIVITIES

- 39. The Akshaya Patra Foundation** - TAPF meals meet the nutritional requirements of children, complying with the government norms as per the recommendations of qualified nutritionists. Their kitchens are technology-intensive and can cook a minimum of 100,000 meals in less than four and a half hours with minimum human intervention and sustained quality. The cooked food is distributed through heat-insulated, dust-free special purpose vehicles.
- TAPF in co-operation with the Pondicherry Government, is constructing a new rice based Centralized Kitchen which will serve approximately 50,000 government school children every day once it reaches its highest capacity. GIC Re has committed to 50% of the project cost which amounts to ₹ 5.92 Crore. The co-sponsor for this project is New India Assurance Co. Ltd.
 - We have also sponsored mid day meals for the school children in Bhillai and Rourkela. The project funding stands at ₹ 3 Crore.
- 40. TATA Memorial Centre** - TMC has been at the forefront in the fight against cancer since the past 75 years. GIC Re has contributed funds for breast cancer research programme which would cover 1000 patients over the 5 years. The cost of the project is ₹ 6.30 Crore. We are now in the third year of this research programme and till date the programme has benefitted about 120 women.
- 41. Vivekanand Medical Foundation and Research Centre** - It provides advance medical facilities at least possible cost in Latur. It is a 200 bedded hospital in Latur where we have contributed approximately ₹ 19 Lakh for an ambulance and a biosystem.
- 42. Vivek Vyaspeeth** - It focuses on bridging the gap i.e. creating a society with an erect posture and everlasting prosperity. GIC Re has contributed ₹ 24.84 Lakh for creating various awareness and developmental workshops in 40 slums in Pune district. The workshops cater to all age groups and cover all areas like health, education, culture, social values, self-defence, nutrition etc. They plan to create awareness about civil rights among the slum dwellers and bridging the gap between government programs and the beneficiaries. This project will benefit the dwellers in Kasba, Parvati, Katraj, Yerawada, Vidyapeeth, Hadapsar, Sambhaji and Sinhagad in Pune District of Maharashtra.
- 43. Village Adoption** - In one of its first direct activity, GIC Re has adopted 8 villages in Maharashtra i.e. Girjawade, Vanjulshet, Pimpri, Kode Budruk, Chimbave, Ker bhekurli, Teurvadi and Jasapur. We will be constructing a community center (2000 sq. ft.) in each of these villages which in the long run may boost various activities like women empowerment, vocational skill-based training, health initiatives and many others. The project is in the stage of e-tendering Contractors for the construction work.
- 44. Warriar Foundation** - The Foundation works in the field of education, healthcare and disaster relief. Warriar Foundation had proposed to provide and train 1000 students in Government schools of Ramnagar in Karnataka with the essential skill of beautiful and improved handwriting by which they can master the English language and be able to read and write better than before. GIC Re has contributed ₹ 3.5 Lakh for the Aksharam project.

ECONOMIC ENVIRONMENT

According to the International Monetary Fund (IMF), the global economy growth is estimated to have declined to 2.9% during 2019 amidst decline in manufacturing activity, intensifying trade war and Brexit delays which led to decline in corporate confidence and capital spending globally. The year saw a significant slowdown in global industrial activity and trade. In response to the weaker growth, many central banks began to loosen monetary policy which averted a deeper slowdown.

Global growth is projected to contract sharply by 3.0% in 2020, according to IMF estimates, owing to corona virus outbreak which is expected to result in decline in manufacturing activity and global trade. The Federal Reserve cut the benchmark U.S. interest rate by half a percentage point to arrest further decline in economic growth. Central banks around the globe also continued to provide required stimulus in the wake of the contagion. While the near-term state of economy is likely to remain fragile, easing financial conditions, reduced tariff uncertainty and stable policy support along with low oil prices, inflation and interest rates should help in reviving the growth engine in the long term.

The Indian economy witnessed severe slowdown and is estimated to have slowed to a multi-year low growth falling below 5.0% in Financial Year 2019-20 owing to slump in manufacturing output, stress in non-banking financial companies (NBFCs), decline in credit growth and sharp deceleration in consumption, investment and exports. The government has been addressing issues related to NBFCs and also provided fiscal and monetary policy push to enable recovery in investment and household spending. Corporate tax rate was reduced in order to spur investment and kick-start the economy. Host of other structural reforms were initiated by the government to boost overall growth cycle including the enactment of the Insolvency and Bankruptcy Code (IBC), stimulus package for NBFCs and real estate sector, merger of PSU banks to create stronger entity and infusing of capital into public sector banks to spur credit offtake.

Against the backdrop of the ongoing liquidity crisis in the NBFCs that has also sparked concerns about the overall stability of the financial sector, the government brought changes in IBC where NBFCs with assets worth at least ₹ 500 Crore assets can go for insolvency resolution bringing them under the ambit of insolvency. The government also issued a one-time guarantee scheme to PSBs for buying high-rated pooled assets of financially sound NBFCs amounting to ₹ 1 Lakh Crore with an aim to inject much needed liquidity in NBFCs and Housing Finance Companies (HFCs). Moreover, the National Housing Bank also extended ₹ 30,000 Crore worth of credit lines to NBFCs to reduce stress in the ailing sector.

The outbreak of Covid-19 pandemic has disrupted global supply chain and international trade and halted global economic activity significantly. Governments across the world have rolled out large stimulus packages to avert a sharp downturn of their economies which could potentially plunge the global economy into a deep recession. According to IMF, the growth rate of Indian economy is expected to plunge to 1.9% in Financial Year 2020-21 due to devastating impact of the Covid-19 outbreak. Responding to the crisis, the policymakers reduced policy rates and announced various regulatory measures to boost liquidity and revitalize the credit cycle with an aim to combat the social and economic crisis arising out of the Covid-19 breakout.

Overall, the Indian economy remains in a fragile state with uncertainty related to revival in growth. However, the government continues to take necessary measures and implement structural reforms to arrest further decline and kick-start the economy.

INDIAN INSURANCE SECTOR DEVELOPMENTS

General Insurance Industry

The gross direct premium underwritten by non-life insurance companies increased by 11.7% to ₹ 1.89 Lakh Crore compared to ₹ 1.69 Lakh Crore in Financial Year 2018-19. Currently motor insurance accounts for 38-40% of market share of new premiums

in non-life industry and muted auto sales is likely to negatively impact motor insurance business in near future. Gross direct premium underwritten by the general insurers witnessed a growth of 9.5% to ₹ 1.64 Lakh Crore as compared to ₹ 1.50 Lakh Crore in Financial Year 2018-19 while gross direct premium underwritten by standalone private health insurers increased by 26.9% to ₹ 14,409.98 Crore or compared to ₹ 11,354.01 Crore in Financial Year 2018-19.

The insurance business is expected to witness muted growth in the first quarter of Financial Year 2020-21 due to the extended lockdown. However, the segment could witness an increased interest in the health policies owing to the ongoing Covid-19 pandemic which has raised risk awareness level. Moreover, the industry is likely to benefit from near-term combined ratio improvement due to lower accident rate on motor as people stay indoors and make fewer health claims.

Life Insurance Industry

The domestic life insurance industry registered a growth of 20.6% for new business premium in 2019-20, generating a revenue of ₹ 2.58 Lakh Crore compared to ₹ 2.14 Lakh Crore in the previous year. The business of life insurers got impacted in the last quarter of the fiscal year owing to the disruption caused by the spread of corona virus (Covid-19) and the subsequent lockdown enforced by the government to contain its spread.

In the current environment with social distancing becoming a norm, the life insurers are changing their strategy and moving towards the online distribution model. However, currently digital channel contributes merely 3-4 percent of the business.

Life insurers remain well poised to continue with their upward trend in the long term owing to increased demand for protection products because of the pandemic.

GLOBAL REINSURANCE OUTLOOK 2020

Catastrophe loss activity in 2019 was significantly low compared to the losses experienced in 2017 and 2018 both in the primary and reinsurance markets. In addition, reinsurance pricing has been hardening through the 2019 renewals and the momentum is expected to continue going forward. Moreover, retrocession covers will continue to command significant rate increases in the double-digits. Higher retrocession rates and firming reinsurance pricing trends will gradually emerge through the entire reinsurance value chain.

A.M. Best Co. Inc. has revised its “stable” outlook for the global reinsurance segment to “negative” due to uncertainty over COVID-19. Demand for non-life property/casualty reinsurance has increased, driven by primary companies’ recent loss experience as well as increased demand from government risk pools, such as the National Flood Insurance Program in the U.S.

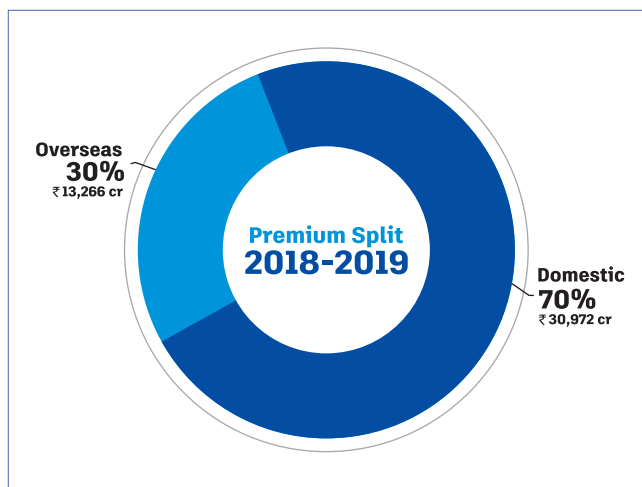
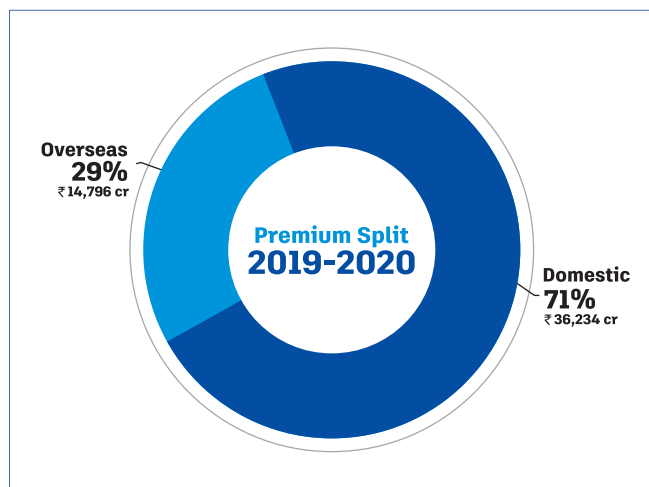
The ongoing COVID-19 pandemic is a concern for reinsurers as the market will be exposed across some lines. However, the segment's robust risk-adjusted capitalisation would ensure that reinsurers are in a good position to absorb any potential COVID-19 losses on both the underwriting and investment side of the balance sheet.

Reinsurers are finally gaining on pricing and favourable terms and conditions. As such, S&P Global Ratings, too, has maintained its stable outlook on the sector which according to them will continue to evolve, forcing market consolidation, product and service innovation, expansion of product offerings and reimagining of the reinsurance value chain.

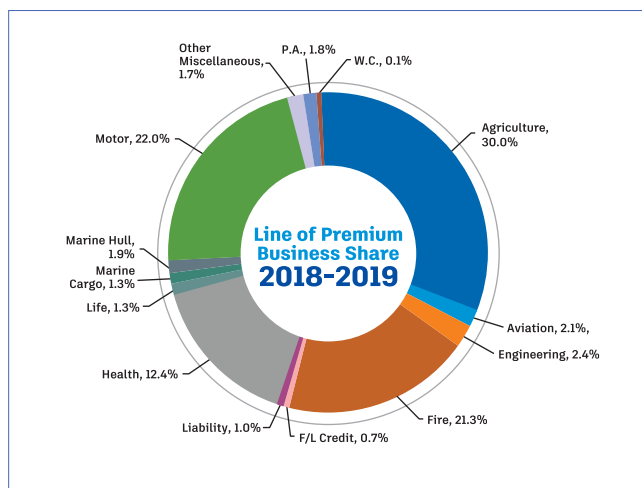
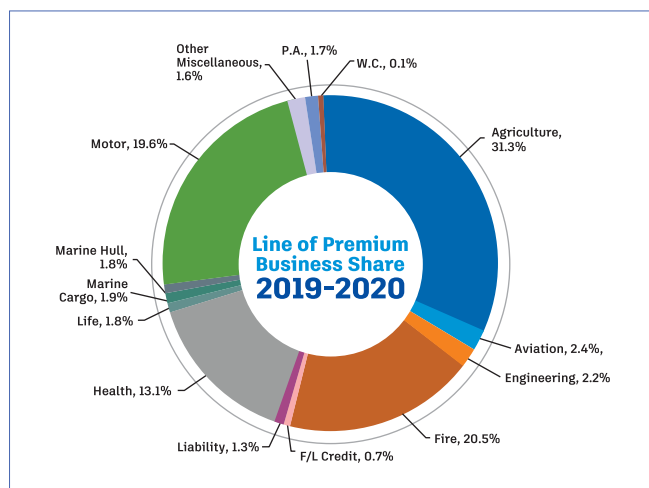
Insurance Regulatory and Development Authority of India (IRDAI) has recently proposed ‘ease of doing business’ for global reinsurers enabling them to carry out their operations seamlessly in order to give boost to the sector. While the foreign reinsurers have asked IRDAI to reconsider the order of preference and have also sought tax parity with the domestic companies, the IRDAI has not yet taken a decision in this matter.

Overall, despite current environment of economic slowdown, the reinsurance sector is expected to demonstrate resilience on the back of strong capitalization and positive rate momentum across a broad range of non-life classes of business.

INTERNATIONAL AND DOMESTIC BUSINESS COMPOSITION



EARNED PREMIUM BREAK UP



GIC'S BUSINESS PERFORMANCE

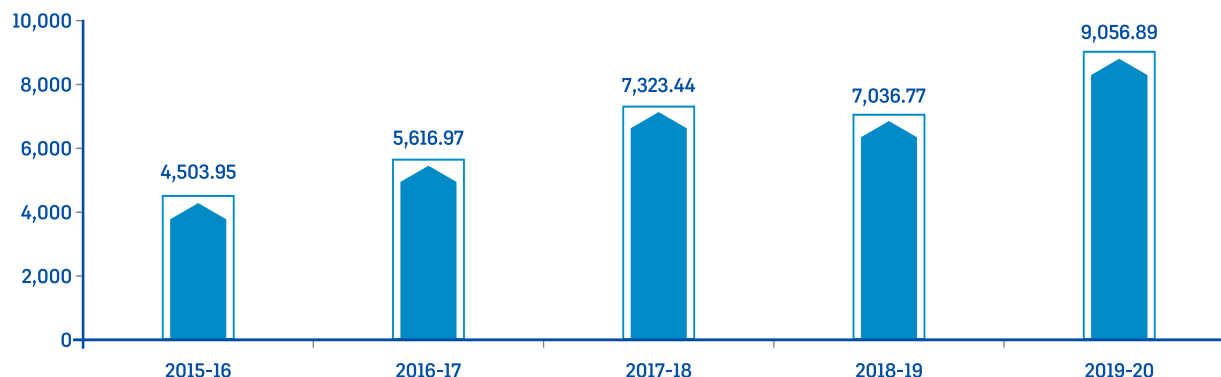
The Corporation's gross premium income during the year 2019-20 is ₹ 51,030.13 Crore and the income from investments was ₹ 7,125 Crore. Underwriting results show an overall loss of ₹ 6,366 Crore in 2019-20 compared to an underwriting loss of ₹ 2,211.46 Crore in the previous year. The ratio of total business expenses to the earned premium i.e. Combined Ratio stood at 114.4 %. The Solvency Margin of the Corporation as on 31st March 2020 was 1.53.

CLASS WISE PERFORMANCE

FIRE

GIC Re's Earned premium for Fire Business for the year 2019-20 is ₹ 9,056.89 Crore as compared to ₹ 8,036.77 Crore in the previous year.

Earned Premium - Fire (₹ in Crore)



The Domestic Earned premium has increased by 44.09% to ₹ 3,191.40 Crore from ₹ 2,214.89 Crore in the previous year. The Foreign Earned premium grew by 0.75% to ₹ 5,865.49 Crore from ₹ 5,821.88 Crore in the previous year.

The overall incurred claims stood at ₹ 8,111.16 Crore compared to ₹ 8,294.28 Crore last year, which is an increase of almost 2.21%.

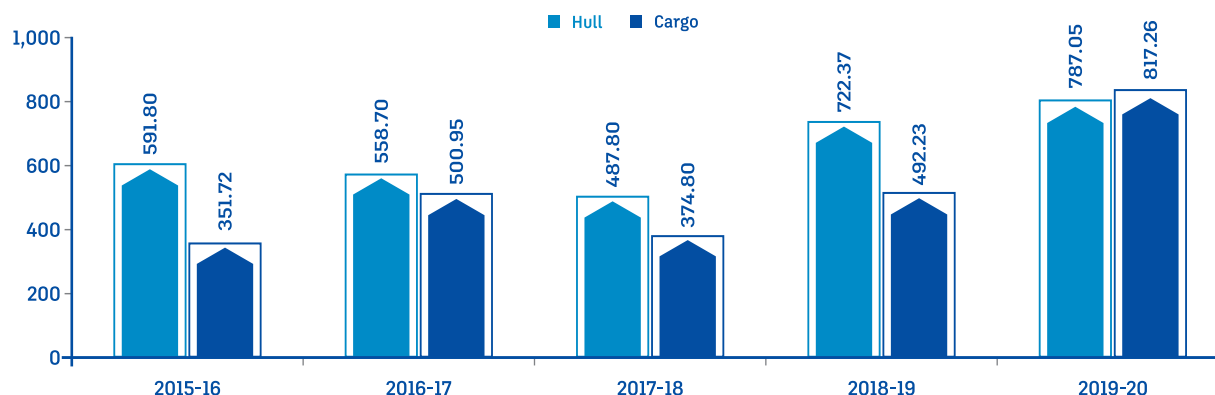
The fire portfolio made an underwriting loss of ₹ 1,969.74 Crore as compared to the loss of ₹ 2,439.30 Crore in the previous year. The combined ratio for fire stood at 119.10% as against 130.40% for last year.

MARINE HULL & OFFSHORE ENERGY

The performance of the sub-class for the year has been steady in line with the global market trend. The premium income for the financial year is at ₹ 978.99 Crore as compared to ₹ 1027.87 Crore in the previous year. The drop in premium of around 4.8 percent is in view of our scaling down GIC Re's participation on few contracts having unsatisfactory experience. The year ended with marginal underwriting loss of ₹ 74 Lakh which is -0.1% of earned premium.

Despite the global economic slowdown and trade barriers affecting the global shipping industry and shipyards, GIC Re has maintained a steady volume of business largely due to the growth in the Energy portfolio. The portfolio continues to grow at the rate of 10%.

Earned Premium - Marine (₹ in Crore)



GIC Re's Energy capacity is well recognized in the domestic market with leadership on ONGC as well on the Marine & Energy treaties of local insurers. On the international front too, GIC participates on the programs of most of the global oil majors either directly or indirectly through the reinsurance of major (re)insurers.

Offshore Energy will continue to be a focus area of growth albeit whilst maintaining a prudent underwriting approach towards risk selection. GIC Re continues to administer the Domestic Hull War Risk Scheme, monitoring the rates & terms. With the Government's initiative for waterways connectivity, Ports will continue to be in the focus, where the performance in this sector have also been encouraging.

No major loss events reported during the year affecting the portfolio. We expect a stable growth and performance in the portfolio for the next year.

MARINE CARGO

We have achieved gross premium income of ₹ 1130.31 Crore this year as against ₹ 744.95 Crore last year with significant growth of 51.7%. This growth has come out due to the diversification of the portfolio into new territories mainly USA and to a smaller extent in Europe and South America. In the domestic market, GIC Re continues to be a leader across most of the domestic Companies reinsurance treaties. As the domestic market leader, GIC Re has pushed for underwriting discipline in the terms, clauses and conditions on the treaty contracts as well as on facultative business. This is reflected in the excellent performance which shows an underwriting profit for Cargo business of ₹ 142.97 Crore.

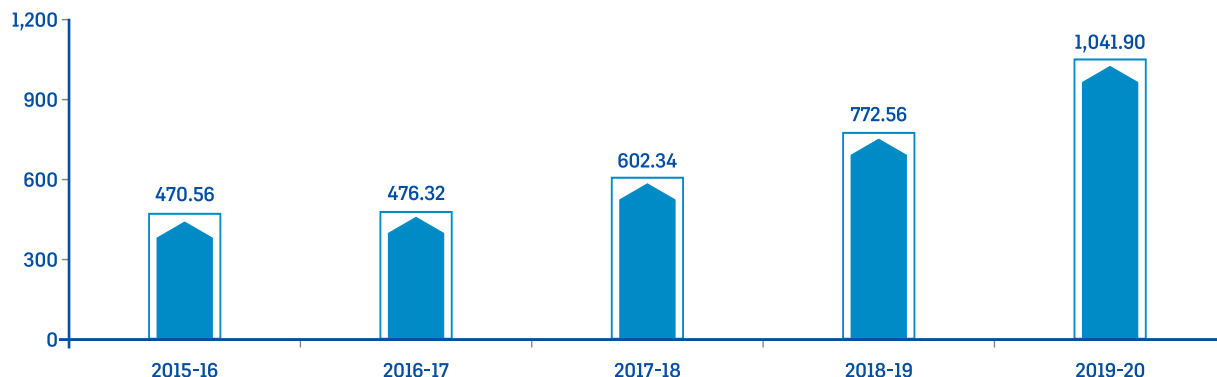
Whilst growth in the next year could see some contraction vis a vis 2019-20 on account of the global lockdown due to the pandemic, we are hopeful of continuing the profitability of the portfolio.

GIC Re would continue to explore more opportunities in the areas like Latin America, CIS countries to improve our premium volume and to get better spread. Although the current volatility in crude oil prices is expected to bring pressure on Capex of oil operators resulting in further shrinking of premiums.

AVIATION

The earned premium for 2019-20 is ₹ 1041.90 Crore as against ₹ 772.56 Crore for 2018-19. The main contributor to the increase in premiums is the rate increase which the market is witnessing after years of uneconomic soft pricing

Earned Premium - Aviation (₹ in Crore)



conditions. Withdrawal from the Aviation market by some (re)insurers following a string of loss pay-outs has led to reduction of available capacity, which in turn has contributed to the rate increase. However, there is continuing concern on the increasing cost for repair of modern aircraft equipment. The Incurred loss for GIC for the year is ₹ 1201.63 Crore. The major claims during the year were from the Falconeye 1 Vega satellite loss, Chinasat 18, Ukraine International Airlines and Pegasus Airlines loss.

Whilst Domestic Aviation contributes just about 10% to the overall premium income, Foreign Aviation business is a major contributor to GIC Re's portfolio. The global demand for aviation insurance was seeing a growing trend especially in the Asia Pacific region. However, there has been a major setback to the sector following the outbreak of the COVID-19 pandemic. The Aviation sector has been the most affected due to grounding of fleet and lockdown on flights worldwide. This may impact premium estimations to some extent for the next year.

GIC Re expects the hard market pricing conditions would continue and is taking measures to keep its exposures in check by aligning the line-sizes and also reducing expenses. GIC Re continues its endeavour of having a well spread and diversified portfolio by taking a cautious and selective underwriting approach while critically evaluating the pricing of each risk.

LIABILITY

The Liability portfolio is a growing sector both at international and domestic market.

Despite soft market, the market continued to experience a growth in Liability business, mainly due to increase in awareness of the corporate sector and various new covers available in the market. GIC Re has shown a growth of 14.90% as compared to 2018-19. Obligatory cessions continue to remain at 5% with no capping limits of cession.

No major losses have been reported for the financial year 2019-20.

(₹ in Crore)

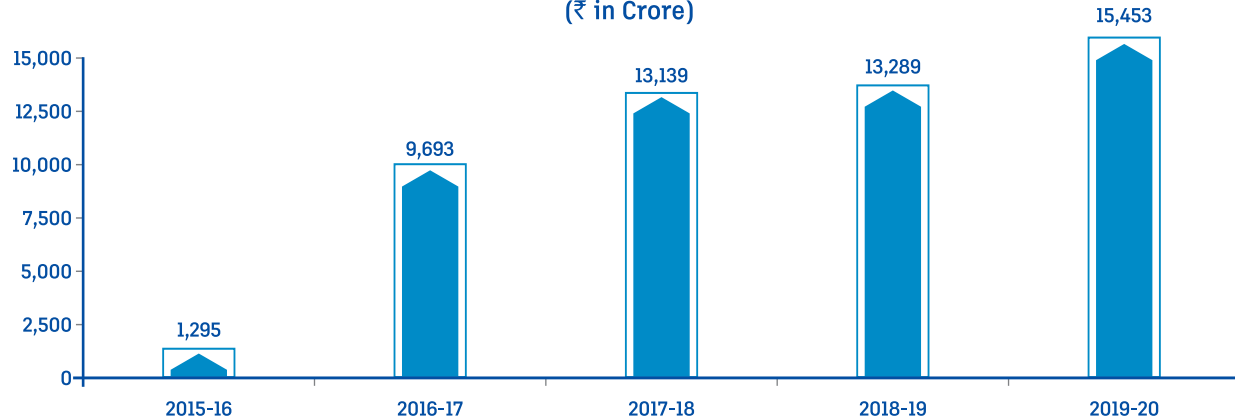
Particulars	2019-20	2018-19	Growth%
Gross Written Premium	734.34	639.10	14.90
Earned Premium	554.30	374.81	47.89
Incurred claims	413.92	265.70	55.78

AGRICULTURE REINSURANCE

GIC Re's Agriculture department has been implementing the agriculture business with a steady outlook for growth and diversification by having a good mix in domestic and foreign book. In the recent past GIC Re has been expanding its foreign book with increased participation in western market treaties, however Asian business still dominates Agriculture department's foreign portfolio.

In the domestic front, GIC Re has been prudently participating in the Indian Agriculture insurance industry with implementation of the Pradhan Mantri Fasal Bima Yojana scheme (PMFBY) in 2016. There have been some notable revisions introduced in the PMFBY scheme with effect from Kharif 2020 season and GIC Re has taken all measures to accommodate the revamped scheme while ensuring capacity is within our desired limits. PMFBY scheme is yield index-based product and Restructured Weather Based Crop Insurance product is a weather index product.

Earned Premium - Agriculture Reinsurance (₹ in Crore)



The total Reinsurance premium for Agriculture portfolio has increased from ₹ 13,289 Crore in 2018-19 to ₹ 15,453 Crore in 2019-20. Out of GIC Re's total Agriculture RI premium in 2019-20, Indian market premium is ₹ 14,778 Crore while ₹ 675 Crore is written from rest of the world.

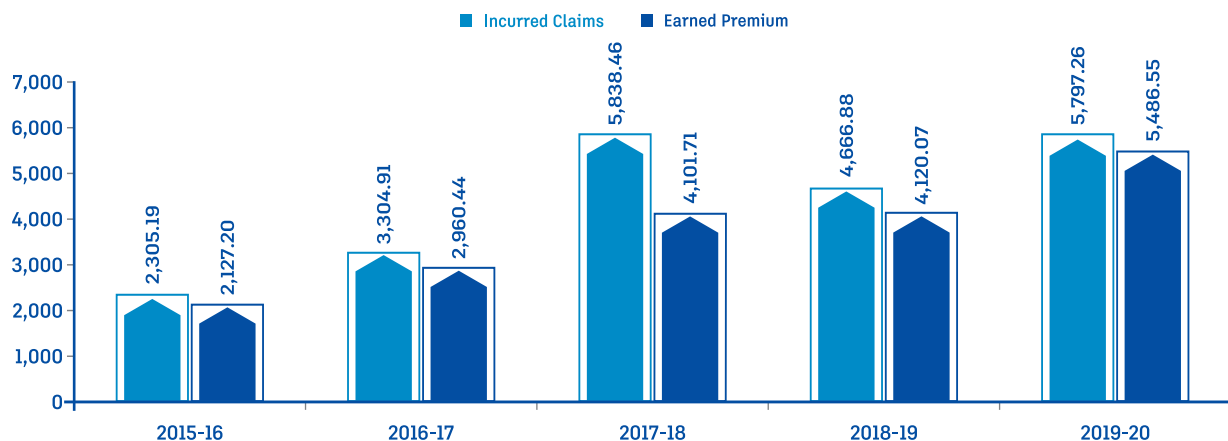
HEALTH

GIC Re Health portfolio comprises mostly of Obligatory cessions, some selective domestic treaties and selective Pradhan Mantri Jan Arogya Yojana Abhiyan Schemes besides business written by the Foreign branches.

(₹ in Crore)

Particulars	2019-20	2018-19	Growth%
Gross Written Premium	5,588.50	5,147.24	8.57
Earned Premium	5,797.26	4,666.88	24.22
Incurred claims	5,486.55	4,120.07	33.17

Health (₹ in Crore)



MOTOR

GIC Re's motor portfolio comprises of both domestic and foreign business with current composition at 70.6 % and 29.4 % respectively. The Gross motor premium during the fiscal year was ₹ 9,440.01 Crore as against ₹ 8,349.68 Crore in the corresponding previous year, registering a growth rate of 13.1 %.

(₹ in Crore)

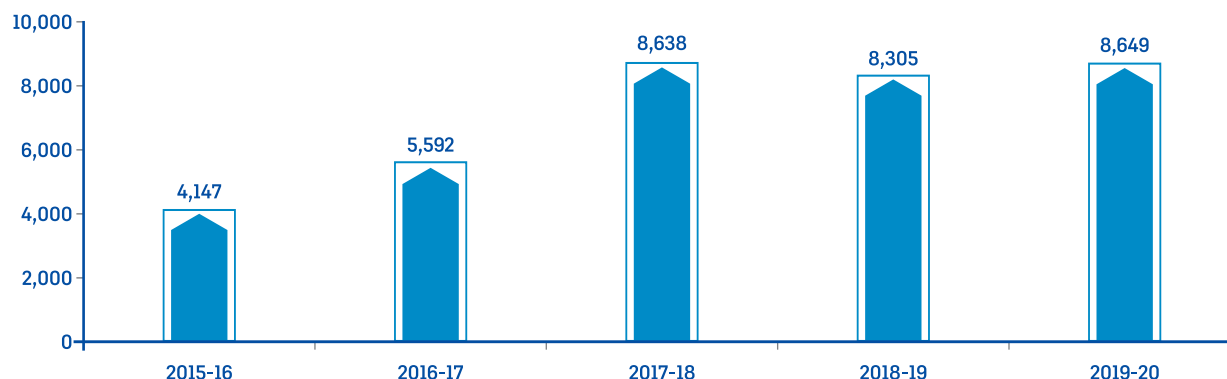
Particulars	2019-20	2018-19	Growth %
Gross Written Premium	9,440.01	8,349.68	13.1%
Earned Premium	8,649.35	8,305.52	4.1%
Incurred Claims	7,561.63	7,066.39	7.0%

GIC Re has been successful in retaining major accounts in both domestic and foreign markets along with adding new business to the portfolio. The domestic business grew at 3.5% YOY while foreign business volume increased by 45.3% YOY.

Incurred claim has increased by 7% YOY mainly due to few CAT events otherwise portfolio is traditionally influenced by attritional losses.

Earned Premium - Motor

(₹ in Crore)



The premium and growth split for domestic and foreign markets is outlined below:

(₹ in Crore)

Gross Premium Split - Domestic vs Foreign				(GWP - GIC Re)	
Particulars	Total	Domestic	% of Total	Foreign	% of Total
2019-20	9,440.01	6,663.81	70.6%	2,776.20	29.4%
2018-19	8,349.68	6,439.06	77.1%	1,910.62	22.9%

Change in composition of domestic and foreign business YOY indicate the diversification of the portfolio as well as towards balance spread between domestic and foreign.

OTHER MISCELLANEOUS

The Other Miscellaneous portfolio is a growing sector both at international and domestic market. The department has been constantly endeavouring to provide sufficient capacity to cedants through treaty and facultative arrangements and also supporting new types of approved insurance covers.

Agriculture Insurance is now re-classified and is no longer forming part of Other Miscellaneous class.

(₹ in Crore)

Particulars	2019-20	2018-19	Growth%
Gross Written Premium	804.81	920.36	(12.55)
Earned Premium	727.95	649.52	12.07
Incurred claims	(46.91)	99.05	(147.36)

LIFE REINSURANCE

India is ranked 10th among 88 countries in Life Insurance Business. At present, there are 24 Life Insurance Companies operating in India. (Source: IRDAI Annual Report 2018-19)

Indian Life Insurance business has registered a growth rate of 20.60% for new business premium during 2019-20. (Source: IRDA First Year Premium of Life Insurers as at 31st March 2020).

GIC Re recorded an impressive growth of 75.6% in life reinsurance business in 2019-20, with gross premium increasing to ₹ 955.57 Crore from ₹ 544.10 Crore in 2018-19. Earned premium for 2019-20 also grew significantly by 63%, increasing to ₹ 792.4 Crore from ₹ 486 Crore in the previous year.

GIC Re currently provides support to 23 Indian life insurance companies through both Treaty & Facultative reinsurance. GIC Re's market share in life reinsurance business in India has grown to around 23% from 21% during the course of the year. The department continues to support Life Insurance Companies on social schemes such as PMJJBY and Microfinance.

THE INDIAN MARKET TERRORISM RISK INSURANCE POOL

The Indian Market Terrorism Risk Insurance Pool was formed in April 2002 to create domestic capacity within India to underwrite terrorism risk. The Pool has now completed 18 years of successful operations. All Indian non-life insurance companies (other than monoline insurers) and GIC Re are members of the Pool. The Pool is applicable to insurance of terrorism risk covered under property insurance policies. There was no change in the capacity offered by the Pool from previous year which is ₹ 2,000 Crore per location. Premium rates also remained unchanged from previous year.

GIC Re continues to successfully administer the Pool. Apart from its role as Pool Manager, GIC Re also contributes capacity to the Pool and participates as a reinsurer on the Pool's excess of loss reinsurance protection. The Pool's premium income for 2019-20 was ₹ 595.3 Crore and Claims paid by the Pool during 2019-20 were ₹ 1.3 Crore. No major losses were reported to the Pool during 2019-20.

INDIAN NUCLEAR INSURANCE POOL (INIP)

INIP was formed as an initiative by GIC Re along with 12 domestic non-life Insurance companies to provide insurance cover to nuclear operators against their statutory liability under the Civil Liability for Nuclear Damage Act, 2010, resulting from a nuclear incident, as also liabilities of Suppliers to the Operator arising out of invocation of right to recourse under the Act. The Pool is managed by GIC Re. The Pool provides indemnity limit of ₹ 1500 Crore on any one accident and in the aggregate. No claims have been reported under INIP since its inception.

SEGMENTWISE CLAIMS EXPERIENCE

(₹ in Crore)

Particulars	Financial Year	INDIAN			FOREIGN		
		Earned Premium	Incurred Claims	Incurred Claims Ratio	Earned Premium	Incurred Claims	Incurred Claims Ratio
Fire	2019-20	3,191.40	2,529.67	79.3%	5,865.49	5,581.49	95.2%
Fire	2018-19	2,214.89	2,087.09	94.2%	5,821.88	6,207.18	106.6%
Engineering	2019-20	476.52	431.77	90.6%	502.78	494.83	98.4%
Engineering	2018-19	434.38	217.40	50.0%	490.05	352.00	71.8%
Marine	2019-20	467.59	210.21	45.0%	1,136.73	932.98	82.1%
Marine	2018-19	445.50	335.23	75.2%	769.10	484.48	63.0%
Misc. Other	2019-20	20,217.45	21,866.57	108.2%	1,804.47	1,430.84	79.3%
Misc. Other	2018-19	16,082.17	14,326.71	89.1%	1,857.04	1,161.50	62.5%
Life	2019-20	709.64	729.55	102.8%	82.12	64.68	78.8%
Life	2018-19	463.17	565.82	122.2%	22.83	28.30	124.0%
Aviation	2019-20	94.14	102.57	109.0%	947.76	1,099.06	116.0%
Aviation	2018-19	49.15	43.30	88.1%	723.41	864.53	119.5%
Motor	2019-20	6,328.60	5,566.66	88.0%	2,320.75	1,994.97	86.0%
Motor	2018-19	6,308.41	5,442.35	86.3%	1,997.11	1,624.03	81.3%
Total	2019-20	31,485.34	31,437.01	99.8%	12,660.09	11,598.85	91.6%
Total	2018-19	25,997.67	23,017.91	88.5%	11,681.42	10,722.03	91.8%

INVESTMENT

Indian Economy 2019-20

The year 2019-20 was a difficult year for the global economy with world output growth growing at its slowest pace of 2.9% since the global financial crisis in 2009. A weak environment for global manufacturing, trade and demand adversely impacted the Indian economy.

As per Economic Survey 2019-20, India's GDP (Gross Domestic Products) growth rate was estimated to be 5% in 2019-20 as compared to 6.8% in 2018-19. The GDP growth decelerated for the sixth consecutive quarter. India's CAD decreased from 2.1% of GDP in 2018-19 to 1.5% of GDP in 2019-20 (April-December). The fiscal deficit for 2019-20 is estimated at 3.3% and the primary deficit for the year is estimated at 0.2% of GDP. India has jumped from 142 in 2014 to 63 in 2019 in ease of doing business rankings.

Reforms undertaken during 2019-20 such as speeding up the insolvency resolution process under Insolvency and Bankruptcy Code (IBC), easing of credit, particularly for the stressed real estate and NBFC sectors and The National Infrastructure Pipeline for the period financial year 2020-2025 will boost investment, consumption and exports.

India's aspiration to become significant part of global supply chain and achieve \$5 trillion-dollar economy by 2025 requires strengthening the trust in the market with pro-business policies. This includes (i) providing equal opportunities for new entrants and further enabling fair competition and ease of doing business (ii) eliminating policies which unnecessarily control markets (iii) boosting trade and commerce for job creation, and (iv) scaling up the banking sector to support growth of economy.

The COVID-19 pandemic has posed a severe threat to the economy of the country. India's growth in the fourth quarter of the fiscal year 2020 went down to 3.1% according to the Ministry of Statistics. This drop is mainly due to the coronavirus pandemic effect on the Indian economy. To overcome these testing times, Hon'ble PM Shri Narendra Modi has come up with Aatma Nirbhar Bharat Abhiyan that promotes local economy. A special and comprehensive economic package of ₹ 20 trillion that accounts for 10% of India's GDP, has been announced with the aim of making the country independent against the tough competition in the global supply chain and to help in empowering the poor, labourers, migrants who have been adversely affected by COVID-19.

Amid projection of sharp contraction in the global economy, the International Monetary Fund (IMF) cut India's GDP growth rate to 1.9% in fiscal year 2020-21. However, it expects economy to bounce back strongly in fiscal 2021-22. The Global economy will experience its worst recession since the Great Depression, surpassing that seen during the global financial crisis a decade ago. The IMF projects India to be the fastest growing major economy this year in a world plunged into a recession by the coronavirus pandemic.

In Financial Year 2019-20, RBI (Reserve Bank of India) has cut its benchmark repo rate by 185 basis points (bps) from 6.25% to 4.40%. Further in May 2020, RBI cut repo rate by 40 basis points (bps) to 4% to push down interest rates and trigger more bank lending to the productive segments of the economy. The RBI also announced a series of regulatory and developmental policy measures to help ease the financial stress caused by COVID-19 i.e. moratorium on loan repayment and improving access to working capital. In the long-term interest rates are expected to trend around 3.75%.

India became the world's 9th largest recipient of the foreign direct investment in 2019 scoring deals worth \$51 billion, according to a report by the United Nations' trade body, the UN Conference on Trade and Development (UNCTAD). Earlier, the inflows stood at \$42 billion when India ranked 12th worldwide in 2018. The country witnessed an increase in the inflows by \$9 billion in 2019 and foreign exchange reserve has brought all time high of \$500 billion.

As per AMFI data, The Asset Under Management (AUM) managed by the Indian mutual fund industry has decreased from ₹ 25.43 trillion in May 2019 to ₹ 24.28 trillion in May 2020. That represents a 4.51% decrease in assets over May 2019.

Based on IRDAI guidelines, the Corporation invests 45% in Directed Sector comprising Central/ State Government Securities, Government Guaranteed Bonds, Housing and Infrastructure Sector. Balance 55% is invested in Market Sector and these investments are subject to prudential and exposure norms.

The book value of investment of the Corporation stood at ₹ 58,756.58 Crore from ₹ 52,923.35 Crore showing an increase of ₹ 5,833.23 Crore representing a growth of 11.02% over the previous year. The realizable value of investments is at ₹ 73,652.99 Crore as on 31st March 2020 showing an appreciation of 25.35% over book value. Income from investments stood at ₹ 6,787.10 Crore with a mean yield on funds at 12.16%. The net non-performing assets percentage was at 0.63%.

GIC RE'S REINSURANCE PROGRAM

The Corporation has arranged both Risk and Catastrophe Excess of Loss Reinsurance, in respect of various classes of business, for protecting its net retained portfolios under domestic business. On large sized risk, wherever necessary, the Corporation arranges for facultative retro. CAT protection has also been arranged for selected business and territories in respect of Foreign Inward business. Placements have been made with securities meeting the stipulations laid down by the Regulator.

FUTURE OUTLOOK

The Indian insurance industry is expected to grow in line with GDP growth. While the near-term outlook remains challenging due to COVID-19 related issues, the long-term prospects look promising. As stated earlier, India is expected remain amongst the fastest growing economies for the coming decade.

The government undertook the following reform measures in 2019-20 to increase GDP growth:

- Speeding up the insolvency resolution process under Insolvency and Bankruptcy Code (IBC).
- A definite timeline for IBC cases, including the litigation timeline was enacted.
- Easing of credit, particularly for the stressed real estate and NBFC sectors: A credit guarantee fund to give credit to unfinished real estate projects was announced.
- The National Infrastructure Pipeline for the period financial year 2020-2025 launched: This would be an investment by central government, state governments and private sector into energy, roads, urban infrastructure and railways with the total investment being envisaged at ₹ 102.50 Lakh Crore.
- Baseline corporate tax rate was reduced from 35% to 22% and base tax rate on newly incorporated companies was cut to 15%.
- GST: Several consumption items rates were cut significantly. Also simplified GST return was proposed to be implemented from 1st April 2020. Refund process was proposed to be fully automated.
- Deposit insurance coverage was increased from ₹ 1 Lakh to ₹ 5 Lakh per depositor.
- Eligibility limit for NBFCs for debt recovery under SARFAESI Act proposed to be reduced to asset size of ₹ 100 Crore or loan size of ₹ 50 Lakh.
- FPI Limit for corporate bonds was increased to 15%.

On the external environment, exports decelerated significantly. However, the silver linings were:

- Imports decelerated more than exports due to reduction in gold, petroleum, oil and lubricants, transport equipment, gems and jewelry, chemicals and coal leading to reduction in trade deficit from US\$ 173 billion in April – February 2018-19 to US\$ 143 billion in April-February 2019-20.
- Crude oil prices (Brent) sharply declined from US\$ 70 per barrel in January 2020 to around US\$ 30 barrel in March 2020, resulting in lower crude import bill.

As insurance companies globally attempt to diversify their risk, reliance on the market for risk transfer is expected to have greater demand.

In accordance with Part IV of Schedule A of the Insurance Regulatory and Development Authority (Preparation of Financial Statements and Auditor's Report of Insurance Companies) Regulations, 2002, the management of the Corporation hereby:

1. Confirms that the Registration No. 112 granted by the Authority continues to be valid.
2. Certifies that all the dues payable to the statutory authorities have been duly paid.
3. Confirms that the shareholding pattern as well as transfer of shares during the year is in accordance with the statutory or regulatory requirements.
4. Declares that the funds of the holders of policies in India are not directly or indirectly invested outside India.
5. Confirms that the required solvency margins have been maintained.
6. Certifies that the values of all the assets of the Corporation including that of Terrorism Insurance Pool business and Nuclear Terrorism Insurance Pool business for which GIC Re is acting as Manager, have been reviewed on the date of the Balance Sheet and that in our belief the assets set forth in the Balance Sheet are shown in the aggregate at amounts not exceeding their realisable or market value under the several headings- "Loans", "Investments", "Interest, Dividends and Rents outstanding", "Interest, Dividends and Rents accruing but not due", "Amounts due from other persons or Bodies carrying on insurance business", "Sundry Debtors", "Cash" and the several items specified under "Other Accounts".
7. Confirms that the Corporation's risk exposure consists of (a) Obligatory and Additional Quota Share Cessions (b) Facultative support given to Indian Insurance companies (c) The Corporation's share in Indian Insurance Companies through First/ Second Surplus Treaties and Excess of Loss programme (d) The Corporation's share in Market Surplus Treaties and (e) Foreign Inward business accepted. The exposures are adequately protected by the Corporation's Reinsurance programme for 2019-20.
8. The Corporation's overall top ten exposures in other countries, are as follows:
United Kingdom, China, United States of America, Israel, Turkey, Sweden, United Arab Emirates, Thailand, Malaysia and Germany.
Exposures written for worldwide territories have been covered for a limit of USD 200 Mln. and upto USD 250 Mln. for selected countries in Asia by purchase of catastrophe protection beyond the Corporations's authorized retentions.
The Corporation has a Board approved Reinsurance Protection Programme in place.
9. Certifies that the Corporation does not operate directly in any country. It has branch offices at Kuala Lumpur, Dubai, London and GIFT City (Special Economic Zone, Gujarat).
10. The portion of the claims recoverable under the reinsurance obligation of the corporation are settled with the reinsured as per agreed arrangements; i.e. through cash calls and periodical account statements. Additionally, claims in respect of run-off aviation policies issued prior to being designated as an Indian reinsurer are settled to the insured. The position of outstanding claims under the categories of Indian, Foreign Inward and Aviation Business are as disclosed in Note No. 23 of the disclosure forming part of the Financial statements.
11. This is to certify that the values as shown in the balance sheet, of the investments and stocks and shares have been arrived at as stated in Significant Accounting Policies No. 9.
12. Declares that the review of asset quality and performance is as mentioned below for Loans and Investments:

INVESTMENTS

The book value of the investment as on 31st March 2020 has increased to ₹ 58,756.58 Crore from ₹ 52,923.35 Crore. The realizable value of investments is at ₹ 73,652.99 Crore as on 31st March 2020 showing an appreciation of 25.35% over book cost. Income from investment including Profit on Sale amounted to ₹ 6,787.10 Crore as against ₹ 6,130.31 Crore in the previous year. Out of the total investment of ₹ 58,756.58 Crore, ₹ 27,155.41 Crore are invested in Government Securities and State guaranteed Bonds. Book Value of equity shares is at ₹ 10,981.70 Crore and market value stood at ₹ 25,842.98 Crore showing net fair value appreciation of ₹ 14,861.28 Crore (135.33%)

Out of the Investment, loan as on 31st March 2020 stood at ₹ 231.42 Crore compared to ₹ 255.04 Crore in the previous year. Out of the total loan amount of ₹ 231.42 Crore, ₹ 227.90 Crore are either secured or guaranteed by the Government bodies representing 97.09% of total loans and the balance ₹ 6.84 Crore are unsecured. Interest income from loans amounted to ₹ 18.57 Crore. Standard performing assets account for ₹ 176.96 Crore and an amount ₹ 57.41 Crore has been provided for the non-performing assets.

The Corporation has complied with the regulation of investments prescribed by IRDAI for investment limits in housing and infrastructure and social sector. The compliance has been made on aggregate basis.

13. Confirms that:

- i. In the preparation of financial statements, the applicable accounting standards, principles and policies have been followed along with proper explanations relating to material departures.
- ii. The management has adopted accounting policies and applied them consistently (including those specifically required by various IRDAI regulations) and made judgements and estimates that are reasonable and prudent so as to give a true and fair view of the state of affairs of the Corporation at the end of the financial year and of the operating profit and net profit of the Corporation for the year.
- iii. The management has taken proper and sufficient care for the maintenance of adequate accounting records in accordance with the applicable provisions of the Insurance Act, 1938, Insurance Law (Amendment) Act, 2015 (to the extent notified), Companies Act, 2013, for safeguarding the assets of the Corporation and for preventing and detecting fraud and other irregularities have been taken.
- iv. The financial statements are prepared on a going concern basis.
- v. The management has ensured that an internal audit system commensurate with the size and nature of the business exists and is operating effectively.

14. Certifies that no payment has been made to individuals, firms, companies and organisations in which the Directors of the Corporation are interested.

For and on behalf of the Board of Directors

Sd/-

(Devesh Srivastava)

Chairman and Managing Director

Date: 24th June 2020

BUSINESS RESPONSIBILITY REPORT

SECTION A: GENERAL INFORMATION ABOUT THE COMPANY

- Corporate Identity Number (CIN) of the Company:** L67200MH1972GOI016133
- Name of the Company:** General Insurance Corporation of India
- Registered address:** 'Suraksha', 170, J. T. Road, Churchgate, Mumbai - 400020
- Website:** www.gicofindia.com
- E-mail id:** info@gicofindia.com
- Financial Year reported:** 2019-20
- Sector(s) that the Company is engaged in (industrial activity code-wise):**

Group	Class	Sub-Class	Description
652	6520	65020	Reinsurance This class includes the activities of assuming all or part of the risk associated with existing insurance policies originally underwritten by other insurance carriers.

- List three key products/services that the Company manufactures/provides (as in balance sheet):** Reinsurance
- Total number of locations where business activity is undertaken by the Company:**
 - Number of International Locations (Provide details of major 5)**
The Corporation has 3 overseas offices viz; Branch Offices in London, Dubai and Kuala Lumpur.
 - Number of National Locations**
Head Office of the Corporation is located in Mumbai and has two liaison offices located in Delhi & Chennai and presence in GIFT City, Gujarat.
- Markets served by the Company –Local/State/National/International**
We serve national as well as international markets.

SECTION B: FINANCIAL DETAILS OF THE COMPANY

- Paid up Capital (INR):** 877.20 Crore
- Total Turnover (INR):** 51,030.13 Crore (Gross Premium)
- Total profit (loss) after taxes (INR):** (359.09) Crore
- Total spending on Corporate Social Responsibility (CSR) as percentage of profit after tax(%):** ₹ 78.50 Crore
- List of activities in which expenditure in 4 above has been incurred:**
The list of activities is available on the website of the Corporation at the link – <https://www.gicofindia.com/en/csr-corner>.

SECTION C: OTHER DETAILS

- Does the Company have any Subsidiary Company/Companies?**
Yes, the Corporation have three Wholly Owned subsidiaries and the details are as under:

- i. GIC Re South Africa Ltd., South Africa
 - ii. GIC Re, India, Corporate Member Ltd., UK
 - iii. GIC Perestrakhovanie LLC, Russia
- 2. Do the Subsidiary Company/Companies participate in the BR Initiatives of the parent company? If yes, then indicate the number of such subsidiary company(s)?**
- No.
- 3. Do any other entity/entities (e.g. suppliers, distributors etc.) that the Company does business with, participate in the BR initiatives of the Company? If yes, then indicate the percentage of such entity/entities? [Less than 30%, 30-60%, More than 60%]**
- No.

SECTION D: BR INFORMATION

1. Details of Director/Directors responsible for BR

(a) Details of the Director/Directors responsible for implementation of the BR policy/policies

DIN	Name	Designation
08646006	Shri Devesh Srivastava	Chairman and Managing Director

(b) Details of the BR head

S.No.	Particulars	Details
1	DIN	N.A.
2	Name	Shri Deepak Prasad
3	Designation	General Manager
4	Telephone number	022 22867410
5	E-mail id	deepakprasad@gicofindia.com

2. Principle-wise (as per NVGs) BR Policy/policies

The 9 principles of the National Voluntary Guidelines are as follows:

P1	Businesses should conduct and govern themselves with Ethics, Transparency and Accountability.
P2	Businesses should provide goods and services that are safe and contribute to sustainability throughout their lifecycle.
P3	Businesses should promote the well-being of all employees.
P4	Businesses should respect the interests of and be responsive towards all stakeholders, especially those who are disadvantaged, vulnerable and marginalized.
P5	Businesses should respect and promote human rights.
P6	Businesses should respect, protect and make efforts to restore the environment.
P7	Businesses when engaged in influencing public and regulatory policy, should do so in a responsible manner.
P8	Businesses should support inclusive growth and equitable development.
P9	Businesses should engage with and provide value to their customers and consumers in a responsible manner.

(a) Details of compliance (Reply in Y/N)

No.	Questions	P 1	P 2	P 3	P 4	P 5	P 6	P 7	P 8	P 9
1	Do you have a policy/policies for	Yes, the Corporation has all the policies mandated by Companies Act, 2013, IRDAI and SEBI (LODR) Regulations, 2015.								
2	Has the policy being formulated in consultation with the relevant stakeholders?	Yes, the policies have been framed in adherence to the guidelines issued by Ministry of Corporate Affairs, IRDAI and SEBI.								
3	Does the policy conform to any national/ international standards? If yes, specify? (50 words)	Yes, the policies relating to all the Principles conform to National Voluntary Guidelines on Social, Environmental and Economic Responsibilities of Business released by Ministry of Corporate Affairs, Government of India in the year 2011.								
4	Has the policy been approved by the Board? If yes, has it been signed by MD/ owner/ CEO/appropriate Board Director?	Yes. The Policies are approved by Board/ Competent Authorities.								
5	Does the Company have a specified committee of the Board/ Director/ Official to oversee the implementation of the policy?	Yes								
6	Indicate the link for the policy to be viewed online?	www.gicofindia.com								
7	Has the policy been formally communicated to all relevant internal and external stakeholders?	Yes, the policies are communicated to relevant stakeholders and periodically reviewed after taking inputs, wherever necessary.								
8	Does the Company have in-house structure to implement the policy/ policies?	Yes								
9	Does the Company have a grievance redressal mechanism related to the policy/ policies to address stakeholders' grievances related to the policy/ policies?	Yes								
10	Has the Company carried out independent audit/evaluation of the working of this policy by an internal or external agency?	The policies are not audited/evaluated by external agencies. However, the policies are formulated within the ambit of the statutory guidelines and business requirement, which are amended from time to time as per business/environmental/ Government requirements.								

- (b) If answer to the question at serial number 1 against any principles 'No', please explain why:
(Tick up to 2 options)

No.	Questions	P 1	P 2	P 3	P 4	P 5	P 6	P 7	P 8	P 9
1	The Company has not understood the Principles	Not Applicable								
2	The Company is not at a stage where it finds itself in a position to formulate and implement the policies on specified principles									
3	The Company does not have financial or manpower resources available for the task									
4	It is planned to be done within next 6 months									
5	It is planned to be done within the next 1 year									
6	Any other reason (please specify)									

3. Governance related to BR

- (a) Indicate the frequency with which the Board of Directors, Committee of the Board or CEO to assess the BR performance of the Company. Within 3 months, 3-6 months, Annually, More than 1 year

The Corporation annually reviews the BR performance and the Business Responsibility Report is annually reviewed by the Board of Directors of the Corporation. The Corporation's CSR Committee reviews and assess various CSR initiatives periodically.

- (b) Does the Company publish a BR or a Sustainability Report? What is the hyperlink for viewing this report? How frequently it is published?

The Corporation has published the BR Report in its Annual Report for financial year 2019-20 and is available at Corporation's website www.gicofindia.com.

SECTION E: PRINCIPLE-WISE PERFORMANCE

Principle 1

1. Does the policy relating to ethics, bribery and corruption cover only the company? Yes/ No. Does it extend to the Group/Joint Ventures/Suppliers/Contractors/NGOs/Others?

Yes, the Code of conduct for Directors and Senior Management Personnel is applicable to the Directors and Senior Management Personnel of the Corporation. The General Insurance (Conduct, Discipline and Appeal) Rules, 2014 and Whistle Blower Policy are applicable to all employees of the Corporation.

Every year, the Corporation celebrates Vigilance Awareness Week and all the employees of the Corporation take Integrity Pledge to be vigilant and commit to highest standards of honesty and integrity at all times and support the fight against corruption.

2. How many stakeholder complaints have been received in the past financial year and what percentage was satisfactorily resolved by the management? If so, provide details thereof, in about 50 words or so.

The number of complaints received from shareholders in financial year 2019-20 was 454 and all the complaints were satisfactorily resolved by the Corporation.

The Corporation has adopted Whistle Blower Policy as per which a formal mechanism has been provided to its employees for raising concerns about any poor or unacceptable practices, irregularities and any event of misconduct. There were no complaints registered during the year.

Principle 2

1. List up to 3 of your products or services whose design has incorporated social or environmental concerns, risks and/or opportunities.

The Corporation provides various types of reinsurance support for the sustainable and successful implementation of the following Government initiatives targeted for rural and social sectors:

- (a) RSBY (Rashtriya Swasthya Bima Yojana)
- (b) PMFBY (Pradhan Mantri Fasal Bima Yojana)
- (c) PMJJY (Pradhan Mantri Jeevan Jyoti Yojana)

2. For each such product, provide the following details in respect of resource use (energy, water, raw material etc.) per unit of product (optional):

(a) Reduction during sourcing/production/distribution achieved since the previous year throughout the value chain?

Not applicable considering the nature of business of the Corporation.

(b) Reduction during usage by consumers (energy, water) has been achieved since the previous year?

Not applicable considering the nature of business of the Corporation.

3. Does the company have procedures in place for sustainable sourcing (including transportation)?

(a) If yes, what percentage of your inputs was sourced sustainably? Also, provide details thereof, in about 50 words or so.

Not applicable considering the nature of business of the Corporation.

4. Has the company taken any steps to procure goods and services from local & small producers, including communities surrounding their place of work?

(a) If yes, what steps have been taken to improve their capacity and capability of local and small vendors?

Not applicable considering the nature of business of the Corporation.

5. Does the company have a mechanism to recycle products and waste? If yes what is the percentage of recycling of products and waste (separately as <5%, 5-10%, >10%). Also, provide details thereof, in about 50 words or so.

Not applicable as it is not a manufacturing company.

Principle 3

1. Please indicate the Total number of employees - 567

2. Please indicate the Total number of employees hired on temporary/contractual/casual basis - 50

3. Please indicate the Number of permanent women employees - 198
4. Please indicate the Number of permanent employees with disabilities -14
5. Do you have an employee association that is recognized by management - Yes
6. What percentage of your permanent employees is members of this recognized employee association?
99 % employees are members (other than Management Category)
7. Please indicate the Number of complaints relating to child labour, forced labour, involuntary labour, sexual harassment in the last financial year and pending, as on the end of the financial year.

No.	Category	No. of complaints filed during the financial year	No. of complaints pending as on end of the financial year
1	Child labour/forced labour/involuntary labour	NIL	NIL
2	Sexual harassment	NIL	NIL
3	Discriminatory employment	NIL	NIL

8. What percentage of your under mentioned employees were given safety & skill up-gradation training in the last year?
 - (a) Permanent Employees: 100%
 - (b) Permanent Women Employees: 100%
 - (c) Casual/Temporary/Contractual Employees: NIL
 - (d) Employees with Disabilities: 100%

Principle 4

1. Has the company mapped its internal and external stakeholders? Yes/No
Yes, the Corporation has mapped its internal and external stakeholders and engages with them in order to have synergetic relationship.
2. Out of the above, has the company identified the disadvantaged, vulnerable & marginalized stakeholders?
Yes, the Corporation has identified the disadvantaged, vulnerable and marginalized stakeholders in its CSR policy and included the following for implementation of various CSR projects/activities/initiatives:
 - a. Development of backward regions
 - b. Empowerment of communities
 - c. Upliftment of marginalized and under privileged sections of the society
 - d. Promotion of green and energy efficient technologies and environment protection
 - e. Providing healthcare services to the poor and vulnerable sections of the society

3. Are there any special initiatives taken by the company to engage with the disadvantaged, vulnerable and marginalized stakeholders? If so, provide details thereof, in about 50 words or so.

Yes. There are a number of projects, wherein, the Company has extended support to special initiatives regarding the disadvantaged, vulnerable and marginalized stakeholders. The projects included are:

SR. No.	NGO/Project Name	Focus Area
1.	Aravind Eye Hospital	Health care services to the poor
2.	Artificial Limbs Manufacturing Corporation of India Limited	Disability camp
3.	Bhagwan Mahaveer Viklang Sahayata Samiti	Disability camp
4.	Fellowship of Physically Handicapped	Disability camp
5.	Kendriya Sainik Board	Penury grant to ex-servicemen of armed forces/their widows
6.	Language and Learning Foundation	Capacity building program for teachers
7.	Masoom	Education at Mumbai night schools
8.	Naya Savera	De-addiction program for the poor and affected
9.	M K Education Society	Digitalization of classrooms
10.	Parivaar Education Society	Nutrition and informal education to tribal children
11.	Shraddha Rehabilitation Foundation	Providing health care to the mentally ill
12.	Smile Foundation	Primary health care services to the poor
13.	Sri Sankaradeva Nethralaya	Health care services to the poor
14.	Tata Memorial Centre	Critical health care services to patients
15.	The Akshaya Patra Foundation	Providing mid-day meal to children
16.	The Pride India	Health care services to the poor
17.	Village Adoption	Community centre at 8 backward villages of Maharashtra
18.	Vivek Vyaspeeth	Sum development program

Principle 5

1. Does the policy of the company on human rights cover only the company or extend to the Group/Joint Ventures/Suppliers/Contractors/NGOs/Others?

The Corporation is committed to ensure fair practices, equal opportunities, gender neutrality and freedom of association at all spheres of operation.

The policies of the Corporation including Code of conduct for Directors and Senior Management Personnel, Whistle Blower Policy and The General Insurance (Conduct, Discipline and Appeal) Rules, 2014 are intended to ensure fairness in operations as per all applicable legislations.

2. How many stakeholder complaints have been received in the past financial year and what percent was satisfactorily resolved by the management?

The Corporation has not received any complaints from stakeholders in the reporting year.

Principle 6

1. Does the policy related to Principle 6 cover only the company or extends to the Group/Joint Ventures/Suppliers/Contractors/NGOs/others.

The CSR Policy covers only the Corporation. The Corporation has a vision to strive to transform India into a risk-aware society from being a risk-averse society by integrating social, environmental and health concerns of the Indian society into Corporation's CSR policy and programmes. We try to give something back to the society by performing the task of CSR activities.

2. Does the company have strategies/ initiatives to address global environmental issues such as climate change, global warming etc.? Y/N. If yes, please give hyperlink for webpage etc.

Yes, the Corporation in its CSR policy has addressed reduction of carbon emission, increase in utilization of renewable sources of energy and environment protection as its major thrust area of CSR activities. Hence, the CSR department tries to address and initiate CSR projects focusing on environment protection and renewable sources of energy.

Link – <https://www.gicofindia.com/en/csr-corner>.

3. Does the company identify and assess potential environmental risks? Y/N

The CSR department tries to focus on CSR projects which would help to reduce environmental risks and carbon emission footsteps.

4. Does the company have any project related to Clean Development Mechanism? If so, provide details thereof, in about 50 words or so. Also, if Yes, whether any environmental compliance report is filed?

The Corporation do not have any projects solely under Clean Development Mechanism currently. Whereas GIC Re has always been trying to undertake projects to help reduce emissions and assist in achieving sustainable development. We have supported two NGOs for the installation of solar power plants.

5. Has the company undertaken any other initiatives on – clean technology, energy efficiency, renewable energy etc. Y/N. If yes, please give hyperlink for web page etc.

Environment protection and promotion of green and energy efficient technologies are two major thrust areas of CSR activities incorporated in the CSR policy of GIC Re. Hence, the CSR department tries to address and initiate CSR projects focusing the two thrust areas.

Link – <https://www.gicofindia.com/en/csr-corner>.

6. Are the Emissions/Waste generated by the company within the permissible limits given by CPCB/SPCB for the financial year being reported?

Not applicable considering the nature of business of the Corporation.

7. Number of show cause/ legal notices received from CPCB/SPCB which are pending (i.e. not resolved to satisfaction) as on end of Financial Year.

Not applicable considering the nature of business of the Corporation.

Principle 7

1. Is your company a member of any trade and chamber or association? If Yes, Name only those major ones that your business deals with:

- (a) Association of Insurers & Reinsurers of Developing Countries INC.
- (b) Singapore Reinsurers Association
- (c) International Underwriting Association
- (d) General Insurance Council
- (e) International Insurance Society
- (f) Risk & Insurance Management Society
- (g) Indian Register of Shipping
- (h) Federation of Afro-Asian Insurers & Reinsurers (FAIR)
- (i) The Associated Chambers of Commerce Industry of India (ASSOCHAM)
- (j) Federation of Indian Chamber of Commerce & Industry (FICCI)
- (k) IMC Chamber of Commerce & Industry
- (l) FAIR Oil & Energy Syndicate

2. Have you advocated/lobbied through above associations for the advancement or improvement of public good? Yes/No; if yes specify the broad areas (drop box: Governance and Administration, Economic Reforms, Inclusive Development Policies, Energy Security, Water, Food Security, Sustainable Business Principles, Others)

The Corporation uses various associations, forums etc. to put forward its opinion from industry point of view. The Corporation also provides technical inputs/statistics and take part in Committees for framing policies by Government/regulatory bodies/associations.

Principle 8

1. Does the company have specified programmes/initiatives/projects in pursuit of the policy related to Principle 8? If yes details thereof.

GIC Re supports individual and standalone marginal farmers in the agricultural market and has provided capacity to approximately 40% of the insurance market which in turn insures farmers across the country under various government welfare schemes. This helps the farmers to achieve sustainable growth in the sector and overcome the vagaries of nature.

The Corporation believes in developing and retaining a highly motivated professional team of employees. We ensure that our overall process of recruitment suitably attracts and appoints suitable employees at Pan India level. The human talent pool here is ably supported by training and development which is a continuous proactive process which develops and hones additional skills in employees which in turn increases their efficiencies in different methodologies and processes that we follow and helps them to perform better with increased productivity.

2. Are the programmes/projects undertaken through in-house team/own foundation/external NGO/government structures/any other organization?

Most of the programmes under CSR are undertaken through NGOs and government run projects. We are now also involved in direct CSR activities in few of the focus areas – infrastructure, cleanliness, plantation.

3. Have you done any impact assessment of your initiative?

Yes, the Corporation has carried out impact assessment of the following CSR projects through third party:

S.No.	Project	NGO involved
1	Construction of school building	Amar Seva Sangam
2	Installation of solar PV power plant	Ramakrishna Mission Sevashrama
3	Up-gradation of ophthalmic medical facilities	Sri Sankaradeva Nethralaya
4	Rehabilitation of physically disabled	Shree Bhagwan Mahaveer Viklang Sahayata Samiti
5	Midday meals to school children	The Akshaya Patra Foundation
6	Rehabilitation of wandering mentally ill destitute	Shraddha Rehabilitation Foundation
7	Early detection and management of glaucoma	Aravind Eye Hospital

4. What is your company's direct contribution to community development projects- Amount in INR and the details of the projects undertaken.

The Corporation has undertaken many community development projects under its CSR initiatives with focus in the field of education, health care, rehabilitation of the disabled and destitute, etc. through NGOs and government run programs. Some of the projects forming part of CSR activities alongwith amount spent are detailed below::

S.No.	NGO	Focus Area	Amount Disbursed (in ₹)
1	Aravind Eye Hospital	Healthcare services to the Poor (Glaucoma detection)	1,49,73,601
2	Artificial Limbs Manufacturing Corporation of India Limited	Disability camps	3,98,84,767
3	Amar Seva Sangam	Infrastructure-school	63,74,865
4	Bosco Net	School buses	58,54,500
5	BMVSS Jaipur	Livelihood generation	2,54,23,000
6	Cancer Patients Aids Association	Cancer care	11,81,250
7	Ciigma Health Foundation	Cancer care	17,98,000
8	DHAN Foundation	Infrastructure-school	1,19,39,400
9	Fellowship of Physically Handicapped	Disability Camp	13,07,838
10	Karachi Maharashtra Shikshan Prasarak Mandal	Renewable energy and hygiene	19,62,583

S.No.	NGO	Focus Area	Amount Disbursed (in ₹)
11	Kendriya Sainik Board	Penury grant	8,80,00,000
12	Language and Learning Foundation	Education	99,79,930
13	PM Cares Fund	Health-COVID19 relief	22,80,82,217
14	Parivaar Education Society	Informal education and nutrition	2,21,92,086
15	Madat Charitable Trust	Cancer care	45,67,500
16	Masoom	Education	46,06,132
17	NARMADA	Infrastructure-school	57,50,000
18	Naya Savera	De-addiction Program	16,20,000
19	Rail Sahyog	Steel benches	14,30,25,000
20	Seva Mandir	Infrastructure-training centre	10,17,621
21	Smile Foundation	Health care	61,99,772
22	Shraddha Rehabilitation Foundation	Destitute care	2,48,08,076
23	Samaritan Help Mission	Infrastructure-school	1,68,42,500
24	Samaritan Help Mission	Infrastructure-hospital	75,78,750
25	Saunvardhan Pratishthan	Infrastructure-school	24,57,934
26	Sri Sankaradeva Nethralaya	Health care services to the poor	50,36,600
27	Tata Memorial Center	Cancer care	68,92,796
28	The Akshaya Patra Foundation	Midday meal kitchen	3,55,29,520
29	The Akshaya Patra Foundation	Midday meal	3,07,29,600
30	The Pride India	Health care services to the poor	23,66,925
31	Village Adoption	Infrastructure-community centre	95,803
32	Vivek Vyaspeeth	Slum development	6,21,000

5. Have you taken steps to ensure that this community development initiative is successfully adopted by the community? Please explain in 50 words, or so.

Yes, the Corporation has engaged non - government organizations to design, implement, control and monitor these initiatives. The Corporation has undertaken many community development initiatives as mentioned in point 4 above. We try to assure that the projects undertaken are not just a philanthropic one-time engagement but are sustainable in a long run.

More details on the initiatives are provided at the link - <https://www.gicofindia.com/en/csr-corner>.

Principle 9**1. What percentage of customer complaints/consumer cases are pending as on the end of financial year.**

The Corporation is engaged in B2B transactions, providing reinsurance services to its customers.

The Corporation always try to improve quality of service to all its customers and there are no pending complaints for the period ended 31st March 2020.

2. Does the company display product information on the product label, over and above what is mandated as per local laws? Yes/No/N.A./Remarks (additional information)

Not applicable considering the nature of business of the Corporation.

3. Is there any case filed by any stakeholder against the company regarding unfair trade practices, irresponsible advertising and/or anti-competitive behavior during the last five years and pending as on end of financial year. If so, provide details thereof, in about 50 words or so.

There are no complaints relating to unfair trade practices, irresponsible advertising and/or anti-competitive behavior pending against the Corporation at the end of the Financial Year.

4. Did your company carry out any consumer survey/consumer satisfaction trends?

The Corporation has not carried out any consumer survey/consumer satisfaction trends.

To,
The Members of,
General Insurance Corporation of India,
Report on the Audit of Standalone Financial Statements

1. Opinion

We have audited the accompanying Standalone Financial Statements of General Insurance Corporation of India ("the Corporation"), which comprise the Balance Sheet as at 31st March 2020, the Revenue Accounts of Fire, Miscellaneous, Marine and Life Insurance (Collectively known as 'Revenue Accounts'), Profit and Loss Account and the Cash Flow Statement for the year then ended, and notes to the financial statements, including a summary of significant accounting policies and other explanatory information, in which are incorporated returns of three foreign branches whose auditors are appointed by the corporation and one domestic branch audited by branch auditor appointed by Comptroller and Auditor General of India, New Delhi and one foreign representative office certified by the local auditor appointed by the Corporation.

In our opinion and to the best of our information and according to the explanations given to us, the aforesaid standalone financial statements give the information required in accordance with the requirements of the Insurance Act 1938 as amended by the Insurance Laws (Amendment) Act, 2015 ('the Insurance Act'), the Insurance Regulatory and Development Authority Act, 1999 ('the IRDAI Act'), the Insurance Regulatory and Development Authority (Preparation of Financial Statements and Auditor's Report of Insurance Companies) Regulations, 2002 ('the IRDAI Financial Statements Regulations'), the Companies Act, 2013 ('the Act') including the Accounting Standard specified under section 133 of the Companies Act, 2013 read with Rule 7 of the Companies (Accounts) Rules, 2014 ('the Accounting Standards') to the extent applicable and in manner so required and give a true and fair view in conformity with the accounting principles generally accepted in India as applicable to the Insurance Companies of state of affairs of the Corporation as on 31st March 2020, Deficit of revenue accounts of Fire, Miscellaneous, Marine and Life business, in case of profit and loss account of the Loss for the year ended on that date and its cash flows for the year ended on that date.

2. Basis For Opinion

We conducted our Audit in accordance with the Standards on Auditing ('SAs') specified under section 143(10) of the Act and other applicable authoritative pronouncements issued by the Institute of Chartered Accountants of India ("ICAI"). Our responsibilities under those standards are further described in the Auditors Responsibilities for the Audit of the Financial Statements section of our report. We are independent of the Corporation in accordance with the Code of Ethics issued by the ICAI together with the ethical requirements that are relevant to our Audit of the financial statements under the provisions of the Companies Act, 2013 and the Rules thereunder; and we have fulfilled our other ethical responsibilities in accordance with the Code of Ethics. We believe that the audit evidence we have obtained is sufficient and appropriate to provide a basis for our opinion.

3. Emphasis of Matter

- a) We draw attention to Note No. 25, Balances due to/from entities carrying on Insurance business including reinsurance businesses are subject to confirmations and reconciliation, and as stated in the note, the consequential impact (If any) will be accounted after reconciliation.
- b) We draw attention to Note No. 26, the reconciliation of Goods and Service Tax Assets and Liability in the financial statements as on March 31st 2020 with the Outstanding Balances as per the respective returns is under process and its subsequent impact (if any) is presently unascertainable
- c) We draw attention to Note No 52, to the standalone financial results regarding the uncertainties arising out of the outbreak of COVID-19 pandemic and the assessment made by the management on its business and financials, for the year ended March 31, 2020, this assessment and the outcome of the pandemic is as made by the management and the same is dependent on the circumstances as they evolve in the subsequent periods.

Our opinion is not modified on the above matters.

4. Key Audit Matters

Key Audit Matters are those matters that, in our professional judgment, were of most significance in our audit of the financial statements of the current period. These matters were addressed in the context of our audit of the standalone financial statements as a whole, and in forming our opinion thereon, and we do not provide a separate opinion on these matters. We have determined the matters below to be the key audit matters to be communicated in our report.

S.No.	Key Audit Matters	Auditor's response
1.	<p>Revenue Recognition:</p> <p>The Corporation recognises reinsurance premium income based on the statement of accounts or closing statements received from the ceding companies. At the year end, estimates are made for the accounts not received based on the Estimated Premium Income (EPI) agreed upon by both the Corporation and the Ceding Companies at the time of inception of the treaty or policy slip. Premium estimation is the differential of EPI and the booked premium for the year by the Corporation. Estimation of Income can be right only if the factors involved are incorporated in the system and extracted correctly from the system.</p>	<p>Our audit procedures on revenue recognised included:</p> <p>Tested the design, implementation and operating effectiveness of key controls over Revenue Recognition.</p> <p>Verified Premium Estimation with the guidelines of the Corporation and have performed test of controls, test of details and analytical review procedures on estimation of income.</p> <p>Verified EPI from the treaty or policy slip as the case may be and verified Actual Premium booked from Statement of Accounts or Closing Statements received from the Cedants of the sample cases</p>
2.	<p>Claim Provisioning:</p> <p>Insurance Claim is the major area of expense for the insurance company. Total claims incurred include paid claims, Outstanding Loss Reserve (OSLR) and Claims Incurred But Not (Enough) Reported (IBN(E)R).</p> <p>The Provision and payment of claims was considered to be one of the areas which required significant auditor attention and was one of the matter of most significance in the standalone financial statements as the quantum involved is significant.</p>	<p>Verified operational guidelines of the Corporation relating to claim processing, have performed test of controls, test of details and analytical review procedures on the outstanding claims. Verified the claim paid and provision on sample basis with payment proof and Preliminary Loss advice received from the Cedant Company and the same is further verified from the surveyor's report.</p> <p>For the claim cases which has been incurred but not reported and cases in which claim has been reported but not enough reported these cases has been captured by the actuary appointed by the Corporation. The actuarial valuation of liability in respect of Claims Incurred but Not Reported (IBNR) and those Incurred but Not Enough Reported (IBNER) as at 31st March 2020, is as certified by the Corporation's Appointed Actuary and we had verified the amounts and the related liability, based on such report.</p>

Sr. No.	Key Audit Matters	Auditor's response
3.	<p>Investments:</p> <p>The Corporation's investments represents substantial portion of the assets as at March 31, 2020 which are valued in accordance with accounting policy framed as per the extent of the regulatory guidelines.</p> <p>Valuation of actively traded equity shares and ETFs is made on the closing price of NSE. If such security is not listed/ not traded on NSE on closing day, the closing price of BSE is considered.</p> <p>Valuation of thinly traded equity shares and unlisted shares as per policy adopted by the Corporation. All debts securities including Government securities and Redeemable Preference shares have been measured at historical cost subject to amortization of premium paid over residual period. The valuation of these investments was considered to be one of the areas which required significant auditor attention and was one of the matter of most significance in the standalone financial statements due to the materiality of the total value of investments to the financial statements.</p>	<p>Our audit procedures on Investment included the following:</p> <p>Tested the design, implementation and operating effectiveness of key controls over valuation process of investments.</p> <p>Assessed appropriateness of the valuation methodologies with reference to prudential norms of the Reserve Bank of India and IRDAI along with Corporation's own valuation policy.</p> <p>Sample checks for actively traded equity shares, ETF's, debt securities, Redeemable Preference shares, ETF's etc., are performed by us to determine the correctness of the valuation of these investments.</p> <p>For other investments, tested whether the Corporation has strictly complied with the policy</p>

5. "Information Other than the Financial Statements and Auditor's Report Thereon"

The Corporation's Board of Directors is responsible for the other information. The other information comprises the information included in the Annual report, but does not include the standalone financial statements and our auditor's report thereon. The Annual report is expected to be made available to us after the date of this auditor's report.

Our opinion on the standalone financial statements does not cover the other information and we do not express any form of assurance conclusion thereon.

In connection with our audit of the standalone financial statements, our responsibility is to read the other information and, in doing so, consider whether the other information is materially inconsistent with the standalone financial statements or our knowledge obtained during the course of our audit or otherwise appears to be materially misstated.

If, based on the work we have performed, we conclude that there is a material misstatement of this other information, we are required to communicate the matters to those charged with governance and determine the actions under the applicable laws and regulations.

6. Responsibilities of the management and those charged with governance for the financial statements

The Corporation's Broad of Directors is responsible for matters as stated in section 134(5) of the Companies Act, 2013 ("the Act") with respect to the preparation of these Financial Statements that give a true and fair view of the financial position, financial performance and Cash flows of the Corporation in accordance with the Insurance Act 1938 as amended by the Insurance Laws (Amendment) Act, 2015 ('the Insurance Act'), the Insurance Regulatory and Development Authority Act, 1999 ('the IRDAI Act'), the Insurance Regulatory and Development Authority (Preparation of Financial Statements and Auditor's Report of Insurance Companies) Regulations, 2002 ('the IRDAI Financial Statements Regulations'), the Companies Act, 2013 ('the Act') including the Accounting Standard specified under section 133 of the Companies Act, 2013 read with Rule 7 of the Companies (Accounts) Rules, 2014.

This responsibility also includes maintenance of adequate accounting records in accordance with the provisions of the act for safeguarding of the assets of the corporation and for preventing and detecting frauds and other irregularities; selection and application of appropriate accounting policies; making judgments and estimates that are reasonable and prudent; and design, implementation and maintenance of adequate internal financial controls, that were operating effectively for ensuring the accuracy and completeness of the accounting records, relevant to the preparation & presentation of the financial statements that give a true and fair view and are free from material misstatements, whether due to fraud or error.

In preparing the Standalone Financial Statements, management is responsible for assessing the ability of the Corporation to continue as Going Concern, disclosing, as applicable, matters related to going concern and using the going concern basis of accounting unless management either intends to liquidate the Corporation or to cease operations, as has no realistic alternative but to do so.

The Board of Directors is also responsible for overseeing the Corporation's financial reporting process.

7. Auditor's Responsibilities for the Audit of the Financial Statements

Our objectives are to obtain reasonable assurance about whether the Financial Statements as a whole are free from material misstatements, whether due to fraud or error, and to issue an auditor's report that includes our opinion. Reasonable assurance is a high level of assurance, but is not a guarantee that an audit conducted in accordance with SA's will always detect a material misstatement when it exists. Misstatements can arise from fraud or error and are considered material if, individually or in the aggregate, they could reasonably be expected to influence the economic decisions of users taken on the basis of these financial statements.

As part of an audit in accordance with SA's, we exercise professional judgment and maintain professional skepticism throughout the audit. We also:

- Identify and assess the risks of material misstatements of the financial statements, whether due to fraud and error, design and perform audit procedures responsive to those risks and obtain audit evidence that is sufficient and appropriate to provide a basis for our opinion. The risk of not detecting a material misstatement resulting from fraud is higher than for one resulting from error, as fraud may involve collusion, forgery, intentional omissions, misrepresentation, or the override of internal controls.
- Obtain and understanding of internal control relevant to the audit in order to design audit procedures that are appropriate in the circumstances but not for the purpose of expressing an opinion on whether the company has in place and adequate internal financial control systems over financial reporting and the operating effectiveness of such controls.
- Evaluate the appropriateness of accounting policies used and the reasonableness of accounting estimates and related disclosures made by management.
- Conclude on the appropriateness of the management use of going concern basis of accounting and, based on audit evidence obtained, whether a material uncertainty exists related to events or conditions that may cast significant doubt on the company's ability to continue as a going concern. Our conclusions are based on the audit evidence obtained up to the date of our auditors report. However, future events or condition may cause the company to cease to continue as a going concern.
- Evaluate the overall presentation, structure and content of financial statements, including the disclosures, and whether the financial statements represent the underlying transactions and events in a manner that achieves fair presentation.

We communicate with those charged with governance regarding, among other matters the planned scope and timing of the audit and significant audit findings, including any significant deficiencies in internal control that we identify during our audit.

We also provide those charged with governance with a statement that we have complied with the relevant ethical requirements regarding independence, and to communicate with them all relationships and other matters that may reasonably be thought

to bear on our independence and where applicable, related safeguards.

From the matters communicated with those charged with governance, we determine those matters that were of most significance in the audit of financial statements of the current period and are therefore the Key Audit Matters. We describe these matters in our auditor's report unless law or regulation precludes public disclosure about the matter or when, in extremely rare circumstances, we determine that a matter should not be communicated in our report because the adverse consequences of doing so would reasonably be expected to outweigh the public interest benefits of such communication.

8. Other Matters:

- a) We did not audit the financial statements/information of three foreign branches, one foreign representative office and one domestic branch included in the standalone financial statements of the corporation whose financial statements /financial information reflect total assets of ₹ 700,13,351 thousand as at March 31st 2020 and total revenues of ₹ 349,20,488 thousand for the year ended on that date, as considered in the standalone financial statements. The financial statements/information of these branches and representative office have been audited/certified by the other auditors whose reports have been furnished to us and our opinion in so far as it relates to the amounts and disclosures included in respect of these branches and office, is based solely on the report of such auditors.
- b) The actuarial valuation of liability in respect of Claims Incurred but not Reported (IBNR) and those Incurred but not Enough Reported (IBNER) as at March 31st 2020 is as certified by the Corporation's Appointed Actuaries and our opinion in so far as it relates to the amounts and disclosures related to such liability, is based solely on such report.

Our Report is not modified in respect of the above matters.

9. Report on Other Legal and Regulatory Requirements

1. As required by the IRDAI Financial Statements Regulations, we have issued a separate certificate dated June 24th, 2020 certifying the matters specified in paragraphs 3 and 4 of Schedule C to the IRDAI Financial Statement Regulations.
2. As required by Section 143 (3) of the Companies Act , 2013 and Insurance Regulatory and Development Authority (Preparation of Financial Statements and Auditor's Report of Insurance Companies) Regulations, 2002 and orders or direction issued by the Insurance Regulatory and Development Authority, we report that:
 - a) We have sought and obtained all the information and explanations which to the best of our knowledge and belief were necessary for the purpose of our audit and have found them to be satisfactory
 - b) In our opinion and to the best of our information and according to the explanations given to us,, proper books of accounts as required by law have been kept by the corporation so far as it appears from our examination of those books and proper returns (audited/certified) have been received from the four branches/representative office, not visited by us.
 - c) The reports of the three foreign branches, one representative office and one domestic branch on the accounts of the branch offices of the corporation audited/certified by the branch auditors under section 143(8) of the Act have been sent to us and have been properly dealt with by us in preparing this report.
 - d) The Balance Sheet, Revenue Accounts, Profit and Loss Account and Cash Flow Statement dealt by this Report are in agreement with the books of accounts and with the returns received from the branches/representative offices not visited by us.
 - e) The Actuarial valuation of liabilities as on March 31st 2020 is duly certified by the appointed actuary including to the effect that the assumptions for such valuation are in accordance with the guidelines issued by the Institute of Actuaries of India to its members and has been forwarded to IRDAI.
 - f) The Balance Sheet, Revenue Accounts, Profit and Loss Account have been drawn in accordance with the Insurance Act 1938, IRDAI Act, 1999 and the Act except for the Cash Flow Statement, (Refer Note 53) which is prepared under indirect method, whereas IRDAI regulations require Cash Flow Statements to be prepared under Direct Method.
 - g) Investments have been valued in accordance with the provisions of the Insurance Act, the regulations and orders/directions issued by IRDAI in this regard.

- h) The Accounting policies selected by the Corporation are appropriate and are in accordance with the applicable accounting standards and with the accounting principles, as prescribed in the IRDAI (Auditor's Report) Regulations, 2002 or any order or direction issued by IRDAI in this behalf.
- i) On the basis of written representations received from the directors as on 31st March 2020 taken on record by the Board of Directors, none of the directors is disqualified as on 31st March 2020 from being appointed as a director in terms of section 164(2) of the Act.
- j) In our opinion the aforesaid financial statements comply with the Accounting Standards specified under section 133 of the Act, read with rule 7 of the Companies (Accounts) Rules, 2014 and Companies (Accounting Standards) Amendment Rules 2016, and also in conformity with the accounting principles prescribed in the IRDAI regulations.
- k) With respect to the other matters to be included in the Auditor's Report in accordance with the requirements of section 197(16) of the Act, as amended, we report that the provisions of section 197 of the act are not applicable to the company vide notification No. GSSR 463 (E) dated June 5th 2015. Hence reporting u/s 197 (16) of the Act is not required.
- l) The Corporation being the Insurance Company, the Companies (Auditor's Report) Order, 2016 ("the order") as amended, issued by the Central Government of India in terms of sub section (11) of Section 143 of the Act is not applicable.
- m) With respect to the adequacy of the internal financial controls over financial reporting of the Corporation and the operating effectiveness of such controls, refer to our separate report in "Annexure A".
- n) As required under section 143(5) of the Companies Act, 2013 based on our audit as aforesaid, we enclose herewith, as per Annexure "B", the directions including the additional directions issued by Comptroller and Auditor General of India, action taken thereon and the financial impact on the accounts and the financial statements of the Corporation.
- o) With respect to the other matters to be included in the Auditor's Report in accordance with Rule 11 of the Companies (Audit & Auditors) Rules 2014, in our opinion and to the best of our information and according to the explanations given to us:
- The Corporation has disclosed the impact of pending litigations on its financial position in Note 47 to the financial statements;
 - Provisions have been made as on March 31st 2020 in the Standalone Financial Statements, as required under the applicable law or accounting standards, for material foreseeable losses, if any, on long term contracts. There were no derivative contracts as on March 31st 2020.
 - There were no amounts which were required to be transferred to the Investor Education and Protection Fund by the Corporation.

For J SINGH & ASSOCIATES
Chartered Accountants
FRN: 110266W

J SINGH
(PARTNER)
M. No.: 042023
UDIN: 20042023AAAACH1276

Place: Mumbai
 Date: 24th June, 2020

For D R MOHNOT & CO
Chartered Accountants
FRN: 001388C

D R MOHNOT
(PARTNER)
M. No.: 070579
UDIN: 20070579AAAAEA5255

Place: Jaipur
 Date: 24th June, 2020

Annexure A to the Independent Auditors' Report of even date on the Financial Statements of General Insurance Corporation of India

(Referred to in paragraph 9(2)(m) of our report on other legal and regulatory Requirements forming part of the Independent Auditor's report dated June 24th 2020)

Report on the Internal Financial Controls under Clause (i) of Sub-section 3 of Section 143 of the Companies Act, 2013 ("the Act")

We have audited the internal financial controls over financial reporting of General Insurance Corporation of India ("the Corporation") as of March 31, 2020 in conjunction with our audit of the standalone financial statements of the Corporation for the year ended on that date.

Management's Responsibility for Internal Financial Controls

The Corporation's management is responsible for establishing and maintaining internal financial controls based on the internal control over financial reporting criteria established by the Corporation considering the essential components of internal control stated in the Guidance Note on Audit of Internal Financial Controls over Financial Reporting issued by the Institute of Chartered Accountants of India ('ICAI'). These responsibilities include the design, implementation and maintenance of adequate internal financial controls that were operating effectively for ensuring the orderly and efficient conduct of its business, including adherence to Corporation's policies, the safeguarding of its assets, the prevention and detection of frauds and errors, the accuracy and completeness of the accounting records, and the timely preparation of reliable financial information, as required under the Companies Act, 2013.

Auditors' Responsibility

Our responsibility is to express an opinion on the Corporation's internal financial controls over financial reporting based on our audit. We conducted our audit in accordance with the Guidance Note on Audit of internal financial controls over financial reporting (the "Guidance Note") and the Standards on Auditing, issued by ICAI and deemed to be prescribed under section 143(10) of the Companies Act, 2013, to the extent applicable to an audit of internal financial controls, both applicable to an audit of internal financial controls and, both issued by the Institute of Chartered Accountants of India.

Those Standards and the Guidance Note require that we comply with ethical requirements and plan and perform the audit to obtain reasonable assurance about whether adequate internal financial controls over financial reporting was established and maintained and if such controls operated effectively in all material respects.

Our audit involves performing procedures to obtain audit evidence about the adequacy of the internal financial controls system over financial reporting and their operating effectiveness. Our audit of internal financial controls over financial reporting included obtaining an understanding of internal financial controls over financial reporting, assessing the risk that a material weakness exists, and testing and evaluating the design and operating effectiveness of internal control based on the assessed risk. The procedures selected depend on the auditor's judgment, including the assessment of the risks of material misstatement of the financial statements, whether due to fraud or error. Commensurate to the size and nature of the business, we believe that the audit evidence we have obtained is sufficient and appropriate to provide a basis for our audit opinion on the Corporation's internal financial controls system over financial reporting.

Meaning of Internal Financial Controls over Financial Reporting

A Corporation's internal financial control over financial reporting is a process designed to provide reasonable assurance regarding the reliability of financial reporting and the preparation of financial statements for external purposes in accordance

with generally accepted accounting principles. A Corporation's internal financial control over financial reporting includes those policies and procedures that (1) pertain to the maintenance of records that, in reasonable detail, accurately and fairly reflect the transactions and dispositions of the assets of the Corporation; (2) provide reasonable assurance that transactions are recorded as necessary to permit preparation of financial statements in accordance with generally accepted accounting principles and that receipts and expenditures of the Corporation are being made only in accordance with authorizations of management and directors of the Corporation; and (3) provide reasonable assurance regarding prevention or timely detection of unauthorised acquisition, use, or disposition of the Corporation's assets that could have a material effect on the financial statements.

Inherent Limitations of Internal Financial Controls over Financial Reporting

Because of the inherent limitations of internal financial controls over financial reporting, including the possibility of collusion or improper management override of controls, material misstatements due to error or fraud may occur and not be detected. Also, projections of any evaluation of the internal financial controls over financial reporting to future periods are subject to the risk that the internal financial control over financial reporting may become inadequate because of changes in conditions, or that the degree of compliance with the policies or procedures may deteriorate.

Other Matter

The actuarial valuation of liability in respect of Claims Incurred but not Reported (IBNR) and those Incurred but not Enough Reported (IBNER) as at March 31st 2020 is as certified by the Corporation's Appointed Actuaries and has been relied upon by us as mentioned in paragraph 8 of our audit report on the standalone financial statements for the year ended March 31st 2020. Accordingly, our opinion on the internal financial controls over financial reporting does not include reporting on the operating effectiveness of the management's internal controls over the valuation and accuracy of aforesaid actuarial valuation.

Opinion

In our opinion, commensurate with the size & nature of business, the Corporation has, in all material respects, an adequate internal financial controls system over financial reporting and such internal financial controls over financial reporting were operating effectively as at March 31, 2020, based on the internal control over financial reporting criteria established by the Corporation considering the essential components of internal control stated in the Guidance Note on Audit of internal financial controls over financial reporting issued by the Institute of Chartered Accountants of India

For J SINGH & ASSOCIATES
Chartered Accountants
FRN: 110266W

J SINGH
(PARTNER)
M. No.: 042023
UDIN: 20042023AAAACH1276

Place: Mumbai
 Date: 24th June, 2020

For D R MOHNOT & CO
Chartered Accountants
FRN: 001388C

D R MOHNOT
(PARTNER)
M. No.: 070579
UDIN: 20070579AAAAEA5255

Place: Jaipur
 Date: 24th June, 2020

Annexure B to the Independent Auditors' Report

(Referred to in paragraph '9(2)(n)' of "Report on Other Legal and Regulatory Requirements" section of the Independent Auditors' Report of even date to the members of General Insurance Corporation of India on the Standalone financial statements for the year ended March 31, 2020)

With regards to the Directions issued by the Comptroller and Auditor General of India under section 143(5) of the Companies Act, 2013, based on our audit, we report hereunder on the action taken and the financial impact on the accounts of the financial statements of the Corporation.

Sr. No.	Direction under Section 143 (5) of the Companies Act 2013	Action taken and financials impact
1.	Whether the Corporation has system in place to process all the accounting transactions through IT system? If yes, the implications of processing of accounting transactions outside IT system on the integrity of the accounts along with the financial implications, if any, may be stated.	<p>The Corporation has system in place to process all the accounting transactions through IT systems except for –</p> <p>1. Unexpired Risk Reserve (URR): The provision of URR is calculated manually based on the data extracted from the system and then the same is entered in the IT system after verification, therefore there is no financial impact</p> <p>2. Retro Recovery Claims: It is understood that claims recovery is processed manually and the data is maintained offline. After verification it is entered in the IT system, therefore there is no financial impact.</p> <p>3. Foreign Currency Revaluation of Fixed Deposits of head office kept outside India has been revalued manually as at March 31st 2020 and after verification the same has been entered in the IT system for further processing. Hence there is no financial impact of the same.</p>
2.	Whether there is any restructuring of an existing loan or cases of waiver/write off of debts/loans/interest etc. made by a lender to the Corporation due to the Corporation's inability to repay the loan? If yes, the financial impact may be stated	Not Applicable, as the Corporation does not have any outstanding borrowed money.
3.	Whether funds received/receivable for specific schemes from central/state agencies were properly accounted for/ utilized as per its term and conditions? List the cases of deviation.	Not Applicable. The Corporation is a re-insurance Company and it does not receive any funds directly from State/Central Agencies for specific schemes.

With respect to the additional directions issued by Comptroller and Auditor General of India under section 143 (5) of the Companies Act, 2013, based on our audit, we report hereunder on the action taken and the financial impact on the accounts of the Standalone financial statements of the Corporation:

Sr. No.	Additional Direction under Section 143 (5) of the Companies Act 2013	Action taken and financials impact
1.	<p>Number of titles of ownership in respect of CGS/SGS/ Bonds/Debentures etc. available in physical/demat form and out of these, number of cases which are not in agreement with the respective amounts shown in the Company's books of accounts may be verified and discrepancy found may be suitably reported.</p>	<p>The Central Government Securities and State Government securities balances are tallied as per the record of custodian vis a vis books of accounts of the Corporation.</p> <p>Further in case of bonds/debentures/equities/ preference shares, no confirmation or other documentary evidence was available regarding actual custody of the following :</p> <ul style="list-style-type: none"> • 24 Scrip of investments in debenture of ₹ 2,144 thousand as per books of accounts (The Corporation has fully provided for these amounts in earlier years, hence no financial impact) • 3 Scrip of investments in Equity Shares of ₹ 0.002 thousand as per books of accounts (Two Scrip Written down to ₹ 1/- and One Scrip Written Down to Zero in earlier years, hence no financial impact) • 5 Scrip of investments in Preference Shares of 0.004 thousand as per books of accounts (Four Scrip Written down to ₹ 1/- and One Scrip Written Down to Zero in earlier years, hence no financial impact) <p>Since all the above have either been fully provided or written down, the same has no financial impact.</p> <p>Following Investments held by the Custodian of the Corporation is in excess of number vis a vis held as per the books of the Corporation.</p> <ul style="list-style-type: none"> • 1 Scrip of Bonds having book value of ₹ 1,300 thousand (Fully provided by management) and one scrip of bond having book value of Nil. • 1 Scrip of Preference Shares having book value of ₹ 0.001 thousand (Written down to ₹ 1) <p>117 Scrip of equity shares having book value of ₹ 130 thousand held by the Custodian of the Corporation and as explained by the management these are excess shares not belonging to the Corporation hence shown 'Other Assets' in Schedule 12. The resultant income received is kept as liability by the management.</p>

Sr. No.	Additional Direction under Section 143 (5) of the Companies Act 2013	Action taken and financials impact
		The Corporation is in the process of taking adequate steps for reconciliation of above and adjustments wherever required.
2.	Whether stop loss limits have been prescribed in respect of investments. If yes, whether or not the limit was adhered to. If not, the details may be given.	<p>The Annual Investment Policy of the Corporation, as approved by the Board, has not prescribed any stop-loss limits in respect of the investment activity.</p> <p>As explained by the management, the investments of the company are of long term in nature and the corporation has not carried out trading activity during the year under consideration. There is no impact on financials on the financial statement.</p>
3.	<p>a) Number of Capital Gearing Reinsurance treaties and Solvency Relief Treaties entered/renewed/signed by the Corporation during the year 2019-20</p> <p>b) Whether the Company has accounted premium, commission, claims paid, claims outstanding at the end of the year, claims outstanding at the beginning of the year, deposit premium reserve, loss reserve and Unexpired Risk Reserve of Capital Gearing Reinsurance treaties and Solvency Relief Treaties, correctly as per terms and conditions of treaty agreements? If not, shortfall/excess may be reported.</p> <p>c) Whether accounting policies adopted by the Corporation in respect of Capital Gearing Reinsurance treaties and Solvency Relief Treaties are appropriate and adequate?</p>	<p>During the year under audit the Corporation has entered/renewed/signed 16 Capital Gearing Reinsurance Treaties.</p> <p>In the absence of any specific IRDAI Guidelines on accounting of such treaties, the accounting is done by the Corporation on the basis of the accounting policy adopted by the Corporation for other treaties except that no Unexpired Risk Reserve is created on such treaties in view of the fact that the loss, to the extent of loss-ratio specified in each treaty, is already provided for during the year. There is no impact on the financial statements.</p>

For J SINGH & ASSOCIATES
Chartered Accountants
FRN: 110266W

J SINGH
(PARTNER)
M. No.: 042023
UDIN: 20042023AAAACH1276

Place: Mumbai
 Date: 24th June, 2020

For D.R MOHNOT & CO
Chartered Accountants
FRN: 001388C

D. R. MOHNOT
(PARTNER)
M. No.: 070579
UDIN: 20070579AAAAEA5255

Place: Jaipur
 Date: 24th June, 2020

Independent Auditor's Certificate

To,
Board of Directors,
General Insurance Corporation of India
"Suraksha", 170 J Tata Road,
Churchgate, Mumbai

Dear Sirs,

(Referred to in paragraph 1 in Other Legal and Regulatory Requirements Section forming part of the Independent Auditors' Report dated June 24th, 2020)

This certificate is issued for compliance with the provisions of paragraphs 3 and 4 of Schedule C of the Insurance Regulatory and Development Authority (Preparation of Financial Statements and Auditor's Report of Insurance Companies) Regulations 2002, (the "Regulations") read with regulation 3 of the Regulations.

MANAGEMENT'S RESPONSIBILITY

The Corporation's Board of Directors is responsible for complying with the provisions of The Insurance Act, 1938 (amended by the Insurance Laws (Amendment) Act 2015) (the "Insurance Act"), the Insurance Regulatory and Development Authority Act, 1999 (the "IRDA Act"), the Insurance Regulatory and Development Authority (Preparation of Financial Statements and Auditor's Report of Insurance Companies) Regulations, 2002 (the "IRDA Financial Statements Regulations"), orders/directions issued by the Insurance Regulatory and Development Authority of India (the "IRDAI") which includes the preparation of the Management Report. This includes collecting, collating and validating data and designing, implementing and monitoring of internal controls suitable for ensuring compliance as aforesaid.

AUDITORS' RESPONSIBILITY

Pursuant to the requirements, it is our responsibility to obtain reasonable assurance and form an opinion based on our audit and examination of books and records as to whether the Company has complied with the matters contained in paragraphs 3 and 4 of Schedule C of the Regulations read with regulation 3 of Regulations.

We conducted our examination in accordance with the Guidance Note on Reports or Certificates for Special Purposes (Revised 2016) (the 'Guidance Note') issued by the Institute of Chartered Accountants of India ('ICAI').

The Guidance Note requires that we comply with the independence and other ethical requirements of the Code of Ethics issued by the ICAI. We have complied with the relevant applicable requirements of the Standard on Quality Control ('SQC') 1, Quality Control for Firms that Perform Audits and Reviews of Historical Financial Information, and Other Assurance and Related Services engagements.

OPINION

In accordance with information and explanations given to us and to the best of our knowledge and belief and based on our examination of the books of accounts and other records maintained by the Company for the year ended March 31, 2020, we certify that:

1. We have reviewed the Management Report attached to the financial statements for year ended March 31, 2020, and on the basis of our review, there is no apparent mistake or material inconsistencies with the financial statements;

2. Based on management representations and compliance certificates submitted to the Board of Directors by the officers of the Company charged with compliance and the same being noted by the Board, nothing has come to our attention that causes us to believe that the Company has not complied with the terms and conditions of registration as stipulated by the IRDAI;
3. We were unable to physically verify the Cash balances as at March 31st 2020 as there was a nationwide lockdown due to Covid 19, hence we have relied on management certificate for Cash Balances. The securities relating to the Corporation loans and investments as at March 31, 2020, have been verified on the basis of confirmations received from the Custodian and/or Depository Participants appointed by the Company, as the case may be, subject to paragraph mentioned below:
 - No confirmations were available from Custodian in respect of Investment in Debentures, Equity Shares & Preference Shares of ₹ 2,144 thousand, ₹ 0.002 thousand (Two Scrip Written down to ₹ 1/- and One Scrip Written Down to Zero in earlier years) & ₹ 0.004 thousands (Four Scrip Written down to ₹ 1/- and One Scrip Written Down to Zero in earlier years) respectively
 - Bonds & Preference Shares of ₹ 1,300 thousand and ₹ 0.001 thousand (1 scrip written down to ₹ 1) respectively actually held by the Custodian of the Corporation is in excess vis a vis books of the Corporation.
 - Equity Shares having book value of ₹ 130 thousand actually held by the Custodian of the Corporation are excess shares not belonging to the Corporation.
 - Further the term loans are subject to confirmations/reconciliation.
4. The Corporation is not a trustee of any trust, however the corporation is acting as manager of Terrorism and Nuclear Pool. The Financial statement of the Corporation does not include the investments, assets, Liabilities pertaining to the pool.
5. No part of the assets of the Policyholders' Funds has been directly or indirectly applied in contravention to the provisions of the Insurance Act relating to the application and investments of the Policyholders' Funds.

Restriction to use

This certificate is addressed to and provided to the Board of Directors of the Corporation, solely for inclusion in the Annual accounts of the Corporation as per the Regulations and should not be used by any other person or for any other purpose. We have no responsibility to update this certificate for events and circumstances occurring after the date of this certificate. Accordingly, we do not accept or assume any liability or any duty of care for any other purpose or to any other person to whom this report is shown or into whose hands it may come without our prior consent in writing.

For J SINGH & ASSOCIATES

Chartered Accountants

FRN: 110266W

J SINGH

(PARTNER)

M. No.: 042023

UDIN: 20042023AAAACH1276

For D R MOHNOT & CO

Chartered Accountants

FRN: 001388C

D R MOHNOT

(PARTNER)

M. No.: 070579

UDIN: 20070579AAAAEA5255

Place: Mumbai

Date: 24th June, 2020

Place: Jaipur

Date: 24th June, 2020

COMMENTS OF THE COMPTROLLER AND AUDITOR GENERAL OF INDIA UNDER SECTION 143(6) (b) OF THE COMPANIES ACT, 2013 ON THE FINANCIAL STATEMENTS OF GENERAL INSURANCE CORPORATION OF INDIA FOR THE YEAR ENDED 31 MARCH 2020

The preparation of financial statements of General Insurance Corporation of India for the year ended 31 March 2020 in accordance with the financial reporting framework prescribed under the Insurance Act, 1938 read with, Insurance Regulatory and Development Authority (Preparation of Financial Statements and Auditor's Report of the Insurance Companies) Regulations, 2002 and Companies Act, 2013 (Act) is the responsibility of the management of the company. The statutory auditors appointed by the Comptroller and Auditor General of India under section 139 (5) of the Act are responsible for expressing opinion on the financial statements under section 143 of the Act based on independent audit in accordance with the standards on auditing prescribed under section 143(10) of the Act. This is stated to have been done by them vide their Audit Report dated 24 June 2020.

I, on behalf of the Comptroller and Auditor General of India, have conducted a Supplementary Audit of the financial statements of General Insurance Corporation of India for the year ended 31 March 2020 under section 143(6)(a) of the Act. This supplementary audit has been carried out independently without access to the working papers of the statutory auditors and is limited primarily to inquiries of the statutory auditors and company personnel and a selective examination of some of the accounting records.

Based on my supplementary audit, I would like to highlight the following significant matters under section 143(6)(b) of the Act which have come to my attention and which in my view are necessary for enabling a better understanding of the financial statements and the related audit report:

COMMENTS ON FINANCIAL POSITION

Audited Stand-Alone Balance Sheet as at 31 March 2020

Application of Funds

Provisions **Schedule 14** **₹ 17464.11 crore.**

For Doubtful Loans, Investment and Debts **₹ 1703.90 crore.**

Notes forming part of accounts (Note 17)

(i) The Company has invested ₹ 365.26 crore in Non-Convertible Debentures (NCDs) (Secured Debentures - ₹ 270.56 crore and Unsecured Debentures - ₹ 94.70 crore) of Reliance Capital Ltd (RCap). RCap defaulted on interest payment due on 24.10.2019 and became NPA w.e.f. 22.1.2020. The Company has made a provision of ₹ 135.29 crore (₹ 40.59 crore being 15 *per cent* on Secured Debentures and ₹ 94.70 crore being 100 *per cent* on Unsecured Debentures of RCap) towards diminution in value of investments during the year 2019-20.

Review of adequacy of provisions by Audit revealed that the Company should have created 100 per cent provision on the secured portion also in view of the following:

- RCap has incurred heavy losses (₹ 5465 crore) during the year 2019-20.
- Statutory Auditors of RCap have expressed material uncertainty regarding the ability of RCap to continue as a Going concern.

- Debenture Trustee has initiated proceedings against the Company before the Debt Recovery Tribunal, Mumbai.
- Credit rating of RCap has been downgraded from 'CARE A+' (April 2019) to 'CARE D; Issuer Not Co-operating' (April 2020)

Management has stated that they have obtained Auditor's certificate forwarded by the Debenture Trustee as per which the security cover of the NCDs exceed their value and hence their dues are covered. Yet, the fact remains that the security reflected in the auditor certificate are mostly already under pledge in other cases and some are under restraining orders of Court, indicating that feasibility of realization of the investment is remote at this stage.

The short provision has resulted in understatement of provision for diminution in value of investments and understatement of loss by ₹ 229.97 crore (₹ 270.56 crore - ₹ 40.59 crore).

- (ii) The Company has invested ₹ 94.95 crore in Non-Convertible Debentures (Secured Debentures - ₹ 25 crore and Unsecured Debentures - ₹ 69.95 crore) of Reliance Home Finance Ltd (RHFL), a subsidiary of RCap. RHFL defaulted on interest payment due on 7.2.2020 and the investment has become NPA in the books of the Company as on 31.3.2020. The Company has made a provision amounting to ₹ 73.70 crore (₹ 3.75 crore being 15% on Secured Debentures and ₹ 69.95 crore being 100% on Unsecured Debentures) towards diminution in the value of Investments during the year 2019-20.

Review of adequacy of provisions by Audit revealed that the Company should have created 100 per cent provision on the secured portion also in view of the following:

- Security cover for NCDs has fallen below the outstanding amount indicating erosion.
- During the year 2019-20, RHFL had incurred a loss of ₹ 567.28 crore in 2019-20 as compared to profit before tax of ₹ 101.60 crore in 2018-19.
- The statutory auditors of RHFL have qualified (y/e 31.3.2020) their report that majority of the borrowers have overdues in loan repayments (including NPA of ₹ 4778.13 crore) and hence recoverability of principal and interest could not be substantiated. Further, many borrowers have undertaken onward lending operations and the recovery of these borrowings depend on external factors not wholly within control of RHFL /borrower.
- The rating of RHFL has been downgraded from A+ in (April 2019) to D (September 2019).

Management has stated that RHFL has net cash as per their financial statements but not able to make repayments due to restraining order of Delhi High Court and added that RHFL is confident of successfully executing a resolution plan. Yet, poor financial situation of RHFL brought out in the Audit Report of RHFL indicates that recovery, if any, would be a long-drawn process and appears remote at this stage.

The short provision has resulted in understatement of diminution in value of investments and understatement of loss by ₹ 21.25 crore (₹ 25 crore - ₹ 3.75 crore).

**For and on behalf of the
Comptroller and Auditor General of India**

Place: Mumbai
Date: 21.09.2020

(P V Hari Krishna)
Principal Director of Audit (Shipping)

REPLY TO THE COMMENTS OF THE COMPTROLLER AND AUDITOR GENERAL OF INDIA UNDER SECTION 143(6)(b) OF THE COMPANIES ACT, 2013 ON THE STANDALONE FINANCIAL STATEMENTS OF GENERAL INSURANCE CORPORATION OF INDIA FOR THE YEAR ENDED 31ST MARCH 2020

i) **Reliance Capital Limited:**

GIC Re has made a provision of 15% on Secured Debentures (₹ 40.59 Crore) & 100% on Unsecured Debentures (₹ 94.70 Crore) of Reliance Capital Ltd., as on 31st March 2020, totaling to ₹ 135.29 Crore. Provisions made by GIC Re are in excess of the requirement as per IRDAI/RBI guidelines.

As per IRDAI circular, a provision @10% of Book Value is required to be made on sub-standard assets. However, GIC Re has made provision of 15% as per RBI circular. Further as per RBI circular, for Unsecured Debentures, additional 10% (i.e. total 25%) provision is to be made. However, GIC Re has provided 100% on Unsecured Debentures as a matter of abundant caution and prudence.

GIC Re has made further provision of ₹ 27.04 Crore during the quarter ended 30.06.2020 and will provide for the balance ₹ 202.93 Crore in Financial Year 2020-21.

ii) **Reliance Home Finance Limited:**

GIC Re has made a provision of 15% on Secured Debentures (₹ 3.75 Crore) & 100% on Unsecured Debentures (₹ 69.95 Crore) of Reliance Home Finance Ltd., as on 31st March 2020, totaling to ₹ 73.70 Crore. Provisions made by GIC Re are in excess of the requirement as per IRDAI/RBI guidelines.

As per IRDAI circular, a provision @10% of Book Value is required to be made on sub-standard assets. However, GIC Re has made provision of 15% as per RBI circular, even though the Debentures were not sub-standard as on 31st March 2020. Further as per RBI circular, for Unsecured Debentures, additional 10% (i.e. total 25%) provision is to be made. However, GIC Re has provided 100% on Unsecured Debentures as a matter of abundant caution and prudence.

GIC Re had made provision for the balance of ₹ 21.25 Crore during the 1st quarter ended 30th June 2020.

Devesh Srivastava
Chairman and Managing Director
DIN: 08646006

Financial Information



Registration No. 112
Date of Registration with IRDAI : 2nd April 2001

AUDITED STANDALONE REVENUE ACCOUNT FOR THE YEAR ENDED 31 MARCH 2020
IN RESPECT OF FIRE INSURANCE BUSINESS

Particulars	Schedule	Current Year (₹ '000)	Previous Year (₹ '000)
1. Premiums earned (Net)	1	90568 870	80367 690
2. Profit on sale of Investments (Net)		6023 232	5109 136
3. Forex Gain/(Loss)		1108 278	557 235
4. Interest, Dividend & Rent - Gross		8279 938	7575 660
Total (A)		105980 318	93609 721
1. Claims Incurred (Net)	2	81111 615	82942 803
2. Commission (Net)	3	29350 085	21763 124
3. Operating Expenses related to Insurance Business	4	912 800	611 949
4. Expenses relating to Investments		0	0
5. Premium Deficiency		0	0
Total (B)		111374 500	105317 876
Operating Profit /(Loss) from Fire Business C = (A-B)		(5394 182)	(11708 155)
APPROPRIATIONS			
Transfer to Shareholders' Account		(5394 182)	(11708 155)
Transfer to Catastrophe Reserve		0	0
Transfer to Other Reserves (to be specified)		0	0
Total (C)		(5394 182)	(11708 155)

The schedules referred to above form integral part of the Revenue Account

As per our report of even date

For J SINGH & ASSOCIATES

Chartered Accountants
Firm Regn No. 110266W

J SINGH

Partner
Membership No.: 042023

Mumbai
Dated: 24.06.2020

For D R MOHNOT & CO

Chartered Accountants
Firm Regn No. 001388C

D R MOHNOT

Partner
Membership No.: 070579

Jaipur

Devesh Srivastava

Chairman and Managing Director
(DIN: 08646006)

Atanu Kumar Das

Director
(DIN: 07758968)

Suchita Gupta

CS & CFO
(Membership Number: F8146)

Registration No. 112
Date of Registration with IRDAI : 2nd April 2001

AUDITED STANDALONE REVENUE ACCOUNT FOR THE YEAR ENDED 31 MARCH 2020
IN RESPECT OF MISCELLANEOUS INSURANCE BUSINESS

Particulars	Schedule	Current Year (₹ '000)	Previous Year (₹ '000)
1. Premiums earned (Net)	1	326924 651	279417 110
2. Profit on sale of Investments (Net)		16034 749	12456 051
3. Forex Gain/(Loss)		2887 121	1478 486
4. Interest, Dividend & Rent - Gross		22042 441	18469 426
Total (A)		367888 962	311821 073
1. Claims Incurred (Net)	2	329872 698	240318 292
2. Commission (Net)	3	42372 916	36460 623
3. Operating Expenses related to Insurance Business	4	2625 883	1836 221
4. Expenses relating to Investments		0	0
5. Premium Deficiency		0	0
Total (B)		374871 497	278615 136
Operating Profit/(Loss) from Miscellaneous Business C = (A-B)		(6982 535)	33205 937
APPROPRIATIONS			
Transfer to Shareholders' Account		(6982 535)	33205 937
Transfer to Catastrophe Reserve		0	0
Transfer to Other Reserves (to be specified)	0	0	
Total (C)		(6982 535)	33205 937

The schedules referred to above form integral part of the Revenue Account
 As per our report of even date

For J SINGH & ASSOCIATES

Chartered Accountants
 Firm Regn No. 110266W

J SINGH

Partner
 Membership No.: 042023

Mumbai

Dated: 24.06.2020

For D R MOHNOT & CO

Chartered Accountants
 Firm Regn No. 001388C

D R MOHNOT

Partner
 Membership No.: 070579

Jaipur

Devesh Srivastava

Chairman and Managing Director
 (DIN: 08646006)

Atanu Kumar Das

Director
 (DIN: 07758968)

Suchita Gupta

CS & CFO
 (Membership Number: F8146)

Registration No. 112
Date of Registration with IRDAI : 2nd April 2001

AUDITED STANDALONE REVENUE ACCOUNT FOR THE YEAR ENDED 31 MARCH 2020
IN RESPECT OF MARINE INSURANCE BUSINESS

Particulars	Schedule	Current Year (₹ '000)	Previous Year (₹ '000)
1. Premiums earned (Net)	1	16043 131	12145 987
2. Profit on sale of Investments (Net)		1087 250	921 974
3. Forex Gain/(Loss)		197 315	109 503
4. Interest, Dividend & Rent - Gross		1494 607	1367 072
Total (A)		18822 303	14544 536
1. Claims Incurred (Net)	2	11431 957	8197 073
2. Commission (Net)	3	3262 323	2754 350
3. Operating Expenses related to Insurance Business	4	123 975	83 479
4. Expenses relating to Investments		0	0
5. Premium Deficiency		0	0
Total (B)		14818 255	11034 902
Operating Profit/(Loss) from Marine Business C = (A-B)		4004 048	3509 634
APPROPRIATIONS			
Transfer to Shareholders' Account		4004 048	3509 634
Transfer to Catastrophe Reserve		0	0
Transfer to Other Reserves (to be specified)		0	0
Total (C)		4004 048	3509 634

The schedules referred to above form integral part of the Revenue Account

As per our report of even date

For J SINGH & ASSOCIATES

Chartered Accountants
Firm Regn No. 110266W

J SINGH

Partner
Membership No.: 042023

Mumbai

Dated: 24.06.2020

For D R MOHNOT & CO

Chartered Accountants
Firm Regn No. 001388C

D R MOHNOT

Partner
Membership No.: 070579

Jaipur

Devesh Srivastava

Chairman and Managing Director
(DIN: 08646006)

Atanu Kumar Das

Director
(DIN: 07758968)

Suchita Gupta

CS & CFO
(Membership Number: F8146)

Registration No. 112
Date of Registration with IRDAI : 2nd April 2001

AUDITED STANDALONE REVENUE ACCOUNT FOR THE YEAR ENDED 31 MARCH 2020
IN RESPECT OF LIFE INSURANCE BUSINESS

Particulars	Schedule	Current Year (₹ '000)	Previous Year (₹ '000)
1. Premiums earned (Net)	1	7917 615	4860 050
2. Profit on sale of Investments (Net)		262 707	172 152
3. Forex Gain/(Loss)		47 608	16 546
4. Interest, Dividend & Rent - Gross		361 135	255 262
Total (A)		8589 065	5304 010
1. Claims Incurred (Net)	2	7942 310	5941 287
2. Commission (Net)	3	98 173	76 197
3. Operating Expenses related to Insurance Business	4	67 465	28 904
4. Expenses relating to Investments		0	0
5. Premium Deficiency		194 154	52 944
Total (B)		8302 102	6099 332
Operating Profit/(Loss) from Life Business C = (A-B)		286 963	(795 322)
APPROPRIATIONS			
Transfer to Shareholders' Account		286 963	(795 322)
Transfer to Catastrophe Reserve		0	0
Transfer to Other Reserves (to be specified)		0	0
Total (C)		286 963	(795 322)

The schedules referred to above form integral part of the Revenue Account

As per our report of even date

For J SINGH & ASSOCIATES

Chartered Accountants
Firm Regn No. 110266W

J SINGH

Partner
Membership No.: 042023

Mumbai

Dated: 24.06.2020

For D R MOHNOT & CO

Chartered Accountants
Firm Regn No. 001388C

D R MOHNOT

Partner
Membership No.: 070579

Jaipur

Devesh Srivastava

Chairman and Managing Director
(DIN: 08646006)

Atanu Kumar Das

Director
(DIN: 07758968)

Suchita Gupta

CS & CFO
(Membership Number: F8146)

Registration No. 112
Date of Registration with IRDAI : 2nd April, 2001

AUDITED STANDALONE STATEMENT OF PROFIT AND LOSS ACCOUNT FOR THE YEAR ENDED 31 MARCH 2020

Particulars	Schedule	Current Year (₹ '000)	Previous Year (₹ '000)
1. Operating Profit/(Loss)			
(a) Fire Insurance		(5394 182)	(11708 155)
(b) Marine Insurance		4004 048	3509 634
(c) Miscellaneous Insurance		(6982 535)	33205 937
(d) Life Insurance		286 963	(795 322)
2. Income from Investments			
(a) Interest, Dividend & Rent - Gross		9070 466	10562 913
(b) Profit on sale of Investments		6598 301	7123 783
Less: Loss on sale of Investment		0	0
3. Other Income:			
Forex Gain/(Loss)		1195 815	845 697
Profit on sale of Assets (Net)		0	0
Sundry Balances Written Back (Net)		0	0
Interest on Income-tax Refund		0	0
(Provision)/Doubtful Loans & Investment		0	0
Motor Pool Service Charges		0	0
Miscellaneous Receipts		19 046	68 589
Total (A)		8797 922	42813 076
4. Provision for Doubtful Loans & Investment		8589 428	4797 004
5. Provision/(written off) for Doubtful Debts		1317 127	1017 935
6. Amortisation of premium on Investments		315 009	304 671
7. Diminution in the value of investments written off		2256 234	1618 482
8. Other Expenses:			
Expenses relating to Investments		0	0
Forex Loss/(Gain)		0	0
(Profit)/Loss on sale of Assets (Net)		3 547	199
Sundry Balances Written off (Net)		0	0
Interest & Others		120	83 652
Corporate Social Responsibility Expenses		776 168	652 899
IPO Expenses		0	0
Total (B)		13257 633	8474 842

Registration No. 112
 Date of Registration with IRDAI : 2nd April, 2001

PROFIT AND LOSS ACCOUNT FOR THE YEAR ENDED 31st MARCH 2020

Particulars	Schedule	Current Year (₹ '000)	Previous Year (₹ '000)
Profit Before Tax		(4459 711)	34338 234
Provision for Taxation:			
Current Tax		110 001	12025 900
Wealth Tax		0	0
MAT Credit		0	0
Deferred Tax		(182 311)	118,471
Fringe Benefit Tax		0	0
Provision for Tax in respect of earlier years		(796 487)	0
MAT Credit of earlier year		0	(49 196)
Profit After Tax		(3590 914)	22243 059
Appropriations			
(a) Balance brought forward from last year		40303 305	32336 730
(b) Interim dividend		0	0
(c) Final dividend		11842 200	11842 200
(d) Dividend distribution tax		2434 283	2434 283
(e) Transfer to General Reserve		0	0
Balance carried forward to Balance Sheet		22435 908	40303 305
Basic and Diluted EPS		(2.05)	12.68

Significant Accounting Policies & Notes to Accounts form integral part of the Balance Sheet-Note no 16

As per our report of even date

For J SINGH & ASSOCIATES

Chartered Accountants
 Firm Regn No. 110266W

J SINGH

Partner
 Membership No.: 042023

Mumbai

Dated: 24.06.2020

For D R MOHNOT & CO

Chartered Accountants
 Firm Regn No. 001388C

D R MOHNOT

Partner
 Membership No.: 070579

Jaipur

Devesh Srivastava

Chairman and Managing Director
 (DIN: 08646006)

Atanu Kumar Das

Director
 (DIN: 07758968)

Suchita Gupta

CS & CFO
 (Membership Number: F8146)

Registration No. 112
Date of Registration with IRDAI : 2nd April, 2001
AUDITED STANDALONE BALANCE SHEET AS ON 31 MARCH 2020

Particulars	Schedule		Current Year (₹ '000)	Previous Year (₹ '000)
SOURCES OF FUNDS				
Share Capital	5		8772 000	8772 000
Reserves and Surplus	6		210457 631	224838 561
Borrowings	7		0	0
Deferred Tax Liability			0	0
Fair Value Change Account				
Shareholders Fund			32756 864	84079 838
Policyholders Fund			116207 292	220226 487
Total			368193 787	537916 886
APPLICATION OF FUNDS				
Investments - Shareholders	8		157037 787	225377 444
Investments - Policyholders	8a		528220 442	570751 970
Loans	9		2347 397	2579 189
Fixed Assets	10		1808 060	1966 904
Deferred Tax Asset			207 856	25 562
Current Assets:				
Cash and Bank Balances	11	158537 841		128479 085
Advances and Other Assets	12	313802 615		259655 507
Sub-Total (A)		472340 456		388134 592
Current Liabilities	13	619127 147		508023 836
Provisions	14	174641 064		142894 939
Sub-Total (B)		793768 211		650918 775
Net Current Assets (C)=(A-B)			(321427 755)	(262784 183)
Miscellaneous Expenditure	15		0	0
Total			368193 787	537916 886
CONTINGENT LIABILITIES			147090 705	57307 059

Notes to Accounts form integral part of the Balance Sheet-Schedule 16

As per our report of even date

For J SINGH & ASSOCIATES

Chartered Accountants
Firm Regn No. 110266W

J SINGH

Partner
Membership No.: 042023

Mumbai
Dated: 24.06.2020

For D R MOHNOT & CO

Chartered Accountants
Firm Regn No. 001388C

D R MOHNOT

Partner
Membership No.: 070579

Jaipur

Devesh Srivastava

Chairman and Managing Director
(DIN: 08646006)

Atanu Kumar Das

Director
(DIN: 07758968)

Suchita Gupta

CS & CFO
(Membership Number: F8146)

Schedules Forming Part of Audited Standalone Financial Statements

For the Year Ended 31st March 2020

SCHEDULE 1

PREMIUM EARNED (NET)

Particulars	Current Year (₹ '000)	Previous Year (₹ '000)
A FIRE INSURANCE		
Premium from Direct Business written	0	0
Add: Premium on Reinsurance accepted	120269 667	103125 456
Less: Premium on Reinsurance ceded	17892 057	22654 049
Net Premium	102377 610	80471 407
Adjustment for change in reserve for unexpired risks	(11808 738)	(103 716)
Total Premium Earned (Net)	90568 872	80367 691
B MISCELLANEOUS INSURANCE		
(1) MOTOR		
Premium from Direct Business written	0	0
Add: Premium on Reinsurance accepted	94400 056	83496 777
Less: Premium on Reinsurance ceded	0	62
Net Premium	94400 056	83496 715
Adjustment for change in reserve for unexpired risks	(7906 603)	(441 562)
Total Premium Earned (Net)	86493 453	83055 153
(2) AVIATION		
Premium from Direct Business written	0	0
Add: Premium on Reinsurance accepted	15665 419	11366 515
Less: Premium on Reinsurance ceded	3576 560	2334 477
Net Premium	12088 859	9032 038
Adjustment for change in reserve for unexpired risks	(1669 878)	(1306 436)
Total Premium Earned (Net)	10418 981	7725 602
(3) ENGINEERING		
Premium from Direct Business written	0	0
Add: Premium on Reinsurance accepted	12237 820	10272 072
Less: Premium on Reinsurance ceded	1271 520	1531 723
Net Premium	10966 300	8740 349
Adjustment for change in reserve for unexpired risks	(1173 297)	503 962
Total Premium Earned (Net)	9793 003	9244 311

SCHEDULE 1
PREMIUM EARNED (NET)

Particulars	Current Year (₹ '000)	Previous Year (₹ '000)
(4) WORKMENS' COMPENSATION		
Premium from Direct Business written	0	0
Add: Premium on Reinsurance accepted	203 675	489 191
Less: Premium on Reinsurance ceded	45	73
Net Premium	203 630	489 118
Adjustment for change in reserve for unexpired risks	141 008	(58 136)
Total Premium Earned (Net)	344 638	430 982
(5) LIABILITY		
Premium from Direct Business written	0	0
Add: Premium on Reinsurance accepted	7343 380	6390 975
Less: Premium on Reinsurance ceded	482 411	1751 502
Net Premium	6860 969	4639 473
Adjustment for change in reserve for unexpired risks	(1317 926)	(891 395)
Total Premium Earned (Net)	5543 043	3748 078
(6) PERSONAL ACCIDENT		
Premium from Direct Business written	0	0
Add: Premium on Reinsurance accepted	7992 050	7239 068
Less: Premium on Reinsurance ceded	2 410	4 630
Net Premium	7989 640	7234 438
Adjustment for change in reserve for unexpired risks	(345 675)	(580 126)
Total Premium Earned (Net)	7643 965	6654 312
(7) HEALTH		
Premium from Direct Business written	0	0
Add: Premium on Reinsurance accepted	55885 031	51472 447
Less: Premium on Reinsurance ceded	416 586	309 028
Net Premium	55468 445	51163 419
Adjustment for change in reserve for unexpired risks	2504 147	(4494 605)
Total Premium Earned (Net)	57972 592	46668 814

SCHEDULE 1
PREMIUM EARNED (NET)

Particulars	Current Year (₹ '000)	Previous Year (₹ '000)
(8) AGRI		
Premium from Direct Business written	0	0
Add: Premium on Reinsurance accepted	154700 693	132891 187
Less: Premium on Reinsurance ceded	14896 427	18711 893
Net Premium	139804 266	114179 294
Adjustment for change in reserve for unexpired risks	(1420 354)	(1296 327)
Total Premium Earned (Net)	138383 912	112882 967
(9) OTHER MISCELLANEOUS		
Premium from Direct Business written	0	0
Add: Premium on Reinsurance accepted	8048 147	9203 631
Less: Premium on Reinsurance ceded	1382 561	1145 618
Net Premium	6665 586	8058 013
Adjustment for change in reserve for unexpired risks	613 917	(1562 829)
Total Premium Earned (Net)	7279 503	6495 184
(10) FINANCIAL LIABILITY/CREDIT		
Premium from Direct Business written	0	0
Add: Premium on Reinsurance accepted	2906 719	3263 446
Less: Premium on Reinsurance ceded	3 692	58 497
Net Premium	2903 027	3204 949
Adjustment for change in reserve for unexpired risks	148 533	(693 242)
Total Premium Earned (Net)	3051 560	2511 707
TOTAL MISCELLANEOUS		
Premium from Direct Business written	0	0
Add: Premium on Reinsurance accepted	359382 992	316085 311
Less: Premium on Reinsurance ceded	22032 213	25847 504
Net Premium	337350 779	290237 807
Adjustment for change in reserve for unexpired risks	(10426 129)	(10820 697)
Total Premium Earned (Net)	326924 650	279417 110

SCHEDULE 1
PREMIUM EARNED (NET)

Particulars	Current Year (₹ '000)	Previous Year (₹ '000)
C MARINE INSURANCE		
(1) MARINE CARGO		
Premium from Direct Business Written	0	0
Add: Premium on Reinsurance accepted	11303 107	7449 466
Less: Premium on Reinsurance ceded	1078 393	1267 666
Net Premium	10224 714	6181 800
Adjustment for change in reserve for unexpired risks	(2052 107)	(1259 504)
Total Premium Earned (Net)	8172 607	4922 296
(2) MARINE HULL		
Premium from Direct Business Written	0	0
Add: Premium on Reinsurance accepted	9789 868	10278 704
Less: Premium on Reinsurance ceded	2201 951	2262 538
Net Premium	7587 917	8016 166
Adjustment for change in reserve for unexpired risks	282 607	(792 474)
Total Premium Earned (Net)	7870 524	7223 692
TOTAL MARINE		
Premium from Direct Business Written	0	0
Add: Premium on Reinsurance accepted	21092 975	17728 170
Less: Premium on Reinsurance ceded	3280 344	3530 204
Net Premium	17812 631	14197 966
Adjustment for change in reserve for unexpired risks	(1769 500)	(2051 978)
Total Premium Earned (Net)	16043 131	12145 988

SCHEDULE 1
PREMIUM EARNED (NET)

Particulars	Current Year (₹ '000)	Previous Year (₹ '000)
D LIFE INSURANCE		
Premium from Direct Business written	0	0
Add: Premium on Reinsurance accepted	9555 658	5441 016
Less: Premium on Reinsurance ceded	542 573	388 487
Net Premium	9013 085	5052 529
Adjustment for change in reserve for unexpired risks	(1095 471)	(192 479)
Total Premium Earned (Net)	7917 614	4860 050
E TOTAL ALL CLASSES		
Premium from Direct Business Written	0	0
Add: Premium on Reinsurance accepted	510301 292	442379 953
Less: Premium on Reinsurance ceded	43747 187	52420 244
Net Premium	466554 105	389959 709
Adjustment for change in reserve for unexpired risks	(25099 838)	(13168 870)
Total Premium Earned (Net)	441454 267	376790 839

SCHEDULE 2
CLAIMS INCURRED (NET)

Particulars	Current Year (₹ '000)	Previous Year (₹ '000)
A FIRE INSURANCE		
Claims Paid		
Direct	0	0
Add: Reinsurance accepted	73525 814	69276 402
Less: Reinsurance ceded	7826 545	7136 439
Net Claims Paid	65699 269	62139 963
Add: Claims Outstanding at the end of the year	139677 646	124265 299
Less: Claims Outstanding at the beginning of the year	124265 299	103462 459
Total Claims Incurred	81111 616	82942 803
B MISCELLANEOUS INSURANCE		
(1) MOTOR		
Claims Paid		
Direct	0	0
Add: Reinsurance accepted	50769 026	46789 755
Less: Reinsurance ceded	0	0
Net Claims Paid	50769 026	46789 755
Add: Claims Outstanding at the end of the year	143935 246	119087 988
Less: Claims Outstanding at the beginning of the year	119087 988	95213 892
Total Claims Incurred	75616 284	70663 851
(2) AVIATION		
Claims Paid		
Direct	5 750	2 800
Add: Reinsurance accepted	10218 839	11111 788
Less: Reinsurance ceded	2065 967	3213 329
Net Claims Paid	8158 622	7901 259
Add: Claims Outstanding at the end of the year	14995 311	11137 632
Less: Claims Outstanding at the beginning of the year	11137 632	9960 585
Total Claims Incurred	12016 301	9078 306

SCHEDULE 2
CLAIMS INCURRED (NET)

Particulars	Current Year (₹ '000)	Previous Year (₹ '000)
(3) ENGINEERING		
Claims Paid		
Direct	0	0
Add: Reinsurance accepted	4907 503	4971 318
Less: Reinsurance ceded	121 544	75 897
Net Claims Paid	4785 959	4895 421
Add: Claims Outstanding at the end of the year	22213 251	17733 208
Less: Claims Outstanding at the beginning of the year	17733 208	16934 540
Total Claims Incurred	9266 002	5694 089
(4) WORKMENS' COMPENSATION		
Claims Paid		
Direct	0	0
Add: Reinsurance accepted	181 352	175 019
Less: Reinsurance ceded	0	0
Net Claims Paid	181 352	175 019
Add: Claims Outstanding at the end of the year	812 377	655 257
Less: Claims Outstanding at the beginning of the year	655 257	548 011
Total Claims Incurred	338 472	282 265
(5) LIABILITY		
Claims Paid		
Direct	0	0
Add: Reinsurance accepted	881 242	482 534
Less: Reinsurance ceded	8 844	3 003
Net Claims Paid	872 398	479 531
Add: Claims Outstanding at the end of the year	8036 253	4769 475
Less: Claims Outstanding at the beginning of the year	4769 475	2592 049
Total Claims Incurred	4139 176	2656 957

SCHEDULE 2
CLAIMS INCURRED (NET)

Particulars	Current Year (₹ '000)	Previous Year (₹ '000)
(6) PERSONAL ACCIDENT		
Claims Paid		
Direct	0	0
Add: Reinsurance accepted	3974 844	2783 430
Less: Reinsurance ceded	161	0
Net Claims Paid	3974 683	2783 430
Add: Claims Outstanding at the end of the year	7555 901	5945 650
Less: Claims Outstanding at the beginning of the year	5945 650	3780 066
Total Claims Incurred	5584 934	4949 014
(7) HEALTH		
Claims Paid		
Direct	0	0
Add: Reinsurance accepted	39976 913	37741 225
Less: Reinsurance ceded	193 880	96 064
Net Claims Paid	39783 033	37645 161
Add: Claims Outstanding at the end of the year	35261 054	20178 545
Less: Claims Outstanding at the beginning of the year	20178 545	16622 962
Total Claims Incurred	54865 542	41200 744
(8) AGRI		
Claims Paid		
Direct	0	0
Add: Reinsurance accepted	119508 184	115567 561
Less: Reinsurance ceded	432 823	38 964
Net Claims Paid	119075 361	115528 597
Add: Claims Outstanding at the end of the year	159349 639	112451 396
Less: Claims Outstanding at the beginning of the year	112451 396	125329 521
Total Claims Incurred	165973 604	102650 472

SCHEDULE 2
CLAIMS INCURRED (NET)

Particulars	Current Year (₹ '000)	Previous Year (₹ '000)
(9) OTHER MISCELLANEOUS		
Claims Paid		
Direct	0	0
Add: Reinsurance accepted	3836 865	3381 456
Less: Reinsurance ceded	806 172	234 605
Net Claims Paid	3030 693	3146 851
Add: Claims Outstanding at the end of the year	5311 910	8811 750
Less: Claims Outstanding at the beginning of the year	8811 750	10968 057
Total Claims Incurred	(469 147)	990 544
(10) FINANCIAL LIABILITY/CREDIT		
Claims Paid		
Direct	0	0
Add: Reinsurance accepted	1310 048	799 708
Less: Reinsurance ceded	16 407	135 243
Net Claims Paid	1293 641	664 465
Add: Claims Outstanding at the end of the year	9431 623	8183 734
Less: Claims Outstanding at the beginning of the year	8183 734	6696 150
Total Claims Incurred	2541 530	2152 049
TOTAL MISCELLANEOUS		
Claims Paid		
Direct	5 750	2 800
Add: Reinsurance accepted	235564 816	223803 794
Less: Reinsurance ceded	3645 798	3797 105
Net Claims Paid	231924 768	220009 489
Add: Claims Outstanding at the end of the year	406902 565	308954 635
Less: Claims Outstanding at the beginning of the year	308954 635	288645 833
Total Claims Incurred	329872 698	240318 291

SCHEDULE 2
CLAIMS INCURRED (NET)

Particulars	Current Year (₹ '000)	Previous Year (₹ '000)
C MARINE INSURANCE		
(1) MARINE CARGO		
Claims Paid		
Direct	0	0
Add: Reinsurance accepted	5218 575	3095 162
Less: Reinsurance ceded	793 730	233 774
Net Claims Paid	4424 845	2861 388
Add: Claims Outstanding at the end of the year	6816 985	6124 214
Less: Claims Outstanding at the beginning of the year	6124 214	5899 312
Total Claims Incurred	5117 616	3086 290
(2) MARINE HULL		
Claims Paid		
Direct	0	0
Add: Reinsurance accepted	5148 274	5965 921
Less: Reinsurance ceded	1293 909	1984 325
Net Claims Paid	3854 365	3981 596
Add: Claims Outstanding at the end of the year	14190 427	11730 451
Less: Claims Outstanding at the beginning of the year	11730 451	10601 263
Total Claims Incurred	6314 341	5110 784
TOTAL MARINE		
Claims Paid		
Direct	0	0
Add: Reinsurance accepted	10366 850	9061 083
Less: Reinsurance ceded	2087 639	2218 099
Net Claims Paid	8279 211	6842 984
Add: Claims Outstanding at the end of the year	21007 412	17854 665
Less: Claims Outstanding at the beginning of the year	17854 665	16500 575
Total Claims Incurred	11431 958	8197 074

SCHEDULE 2
CLAIMS INCURRED (NET)

Particulars	Current Year (₹ '000)	Previous Year (₹ '000)
D LIFE INSURANCE		
Claims Paid		
Direct	0	0
Add: Reinsurance accepted	7001 852	5158 337
Less: Reinsurance ceded	546 285	313 939
Net Claims Paid	6455 567	4844 398
Add: Claims Outstanding at the end of the year	5729 442	4242 699
Less: Claims Outstanding at the beginning of the year	4242 699	3145 809
Total Claims Incurred	7942 310	5941 288
E TOTAL ALL CLASSES		
Claims Paid		
Direct	5 750	2 800
Add: Reinsurance accepted	326459 332	307299 616
Less: Reinsurance ceded	14106 267	13465 582
Net Claims Paid	312358 815	293836 834
Add: Claims Outstanding at the end of the year	573317 064	455317 298
Less: Claims Outstanding at the beginning of the year	455317 298	411754 675
Total Claims Incurred	430358 581	337399 457

**SCHEDULE 3
COMMISSION**

Particulars	Current Year (₹ '000)	Previous Year (₹ '000)
A FIRE INSURANCE		
Commission Paid		
Direct	0	0
Add: Reinsurance Accepted	29977 115	22099 269
Less: Commission on Reinsurance Ceded	627 030	336 145
Net Commission	29350 085	21763 124
Break-up of Commission		
Brokerage	3404 685	2933 803
Commission Paid	25945 400	18829 321
Total Commission	29350 085	21763 124
B MISCELLANEOUS INSURANCE		
(1) MOTOR		
Commission Paid		
Direct	0	0
Add: Reinsurance Accepted	16657 683	12147 567
Less: Commission on Reinsurance Ceded	0	9
Net Commission	16657 683	12147 558
Break-up of Commission		
Brokerage	685 436	547 966
Commission Paid	15972 247	11599 592
Total Commission	16657 683	12147 558
(2) AVIATION		
Commission Paid		
Direct	0	69
Add: Reinsurance Accepted	2838 735	2077 306
Less: Commission on Reinsurance Ceded	426 216	97 076
Net Commission	2412 519	1980 299
Break-up of Commission		
Brokerage	767 190	527 587
Commission Paid	1645 329	1452 712
Total Commission	2412 519	1980 299

SCHEDULE 3
COMMISSION

Particulars	Current Year (₹ '000)	Previous Year (₹ '000)
(3) ENGINEERING		
Commission Paid		
Direct	0	0
Add: Reinsurance Accepted	2660 264	2446 482
Less: Commission on Reinsurance Ceded	322 147	45 019
Net Commission	2338 117	2401 463
Break-up of Commission		
Brokerage	180 089	150 772
Commission Paid	2158 028	2250 691
Total Commission	2338 117	2401 463
(4) WORKMENS' COMPENSATION		
Commission Paid		
Direct	0	0
Add: Reinsurance Accepted	28 381	127 915
Less: Commission on Reinsurance Ceded	0	0
Net Commission	28 381	127 915
Break-up of Commission		
Brokerage	2 474	6 094
Commission Paid	25 907	121 821
Total Commission	28 381	127 915
(5) LIABILITY		
Commission Paid		
Direct	0	0
Add: Reinsurance Accepted	1477 820	1101 221
Less: Commission on Reinsurance Ceded	70 659	190 780
Net Commission	1407 161	910 441
Break-up of Commission		
Brokerage	145 052	68 015
Commission Paid	1262 109	842 426
Total Commission	1407 161	910 441

**SCHEDULE 3
COMMISSION**

Particulars	Current Year (₹ '000)	Previous Year (₹ '000)
(6) PERSONAL ACCIDENT		
Commission Paid		
Direct	0	0
Add: Reinsurance Accepted	2209 736	1587 267
Less: Commission on Reinsurance Ceded	282	3 461
Net Commission	2209 454	1583 806
Break-up of Commission		
Brokerage	115 533	106 321
Commission Paid	2093 921	1477 485
Total Commission	2209 454	1583 806
(7) HEALTH		
Commission Paid		
Direct	0	0
Add: Reinsurance Accepted	7271 028	8141 336
Less: Commission on Reinsurance Ceded	60 615	36 513
Net Commission	7210 413	8104 823
Break-up of Commission		
Brokerage	73 766	91 949
Commission Paid	7136 647	8012 874
Total Commission	7210 413	8104 823
(8) AGRI		
Commission Paid		
Direct	0	0
Add: Reinsurance Accepted	8212 801	7606 013
Less: Commission on Reinsurance Ceded	15 139	873 551
Net Commission	8197 662	6732 462
Break-up of Commission		
Brokerage	366 222	246 663
Commission Paid	7831 440	6485 799
Total Commission	8197 662	6732 462

SCHEDULE 3
COMMISSION

Particulars	Current Year (₹ '000)	Previous Year (₹ '000)
(9) OTHER MISCELLANEOUS		
Commission Paid		
Direct	0	0
Add: Reinsurance Accepted	1572 194	1791 075
Less: Commission on Reinsurance Ceded	377 709	48 534
Net Commission	1194 485	1742 541
Break-up of Commission		
Brokerage	95 362	84 819
Commission Paid	1099 123	1657 722
Total Commission	1194 485	1742 541
(10) FINANCIAL LIABILITY/CREDIT		
Commission Paid		
Direct	0	0
Add: Reinsurance Accepted	717 039	733 622
Less: Commission on Reinsurance Ceded	0	4 310
Net Commission	717 039	729 312
Break-up of Commission		
Brokerage	33 039	28 410
Commission Paid	684 000	700 902
Total Commission	717 039	729 312
TOTAL MISCELLANEOUS		
Commission Paid		
Direct	0	69
Add: Reinsurance Accepted	43645 681	37759 804
Less: Commission on Reinsurance Ceded	1272 767	1299 253
Net Commission	42372 914	36460 620
Break-up of Commission		
Brokerage	2464 163	1858 596
Commission Paid	39908 751	34602 024
Total Commission	42372 914	36460 620

**SCHEDULE 3
COMMISSION**

Particulars	Current Year (₹ '000)	Previous Year (₹ '000)
C MARINE INSURANCE		
(1) MARINE CARGO		
Commission Paid		
Direct	0	0
Add: Reinsurance Accepted	1656 180	1332 516
Less: Commission on Reinsurance Ceded	29 121	130 635
Net Commission	1627 059	1201 881
Break-up of Commission		
Brokerage	220 945	146 251
Commission Paid	1406 114	1055 630
Total Commission	1627 059	1201 881
(2) MARINE HULL		
Commission Paid		
Direct	0	0
Add: Reinsurance Accepted	1669 674	1765 740
Less: Commission on Reinsurance Ceded	34 411	213 272
Net Commission	1635 263	1552 468
Break-up of Commission		
Brokerage	599 886	488 724
Commission Paid	1035 377	1063 744
Total Commission	1635 263	1552 468
TOTAL MARINE		
Commission Paid		
Direct	0	0
Add: Reinsurance Accepted	3325 854	3098 256
Less: Commission on Reinsurance Ceded	63 532	343 907
Net Commission	3262 322	2754 349
Break-up of Commission		
Brokerage	820 831	634 975
Commission Paid	2441 491	2119 374
Total Commission	3262 322	2754 349

SCHEDULE 3
COMMISSION

Particulars	Current Year (₹ '000)	Previous Year (₹ '000)
D LIFE INSURANCE		
Commission Paid		
Direct	0	0
Add: Reinsurance Accepted	98 173	76 197
Less: Commission on Reinsurance Ceded	0	0
Net Commission	98 173	76 197
Break-up of Commission		
Brokerage	18 815	16 476
Commission Paid	79 358	59 721
Total Commission	98 173	76 197
E TOTAL ALL CLASSES		
Commission Paid		
Direct	0	69
Add: Reinsurance Accepted	77046 825	63033 529
Less: Commission on Reinsurance Ceded	1963 328	1979 306
Net Commission	75083 497	61054 292
Break-up of Commission		
Brokerage	6708 495	5443 850
Commission Paid	68375 002	55610 442
Total Commission	75083 497	61054 292

SCHEDULE 4
OPERATING EXPENSES RELATED TO INSURANCE BUSINESS

Particulars	Current Year (₹ '000)	Previous Year (₹ '000)
1 Employees' remuneration & welfare benefits	1988 484	1173 936
2 Travel, conveyance and vehicle running expenses	61 698	69 239
3 Training expenses	19 285	16 727
4 Rents, rates and taxes	62 224	65 198
5 Repairs	217 384	216 033
6 Printing & stationery	3 268	6 599
7 Communication	13 421	16 284
8 Legal & professional charges	101 842	86 912
9 Auditors' fees, expenses etc.		
(a) as auditor	12 179	10 812
(b) as advisor or in any other capacity, in respect of		
(i) Taxation matters	500	500
(ii) Others	517	529
10 Advertisement and publicity	74 109	108 273
11 Interest & Bank Charges	243 180	260 746
12 IT Expenses	185 830	190 339
13 Depreciation	178 125	139 898
14 GST Expenses A/c	406 152	0
15 Swatchh Bharat Cess	0	0
16 Others	161 924	198 528
Total	3730 122	2560 553

SCHEDULE 5
SHARE CAPITAL

Particulars	Current Year (₹ '000)	Previous Year (₹ '000)
1 Authorised Capital 200,00,00,000 Equity Shares of ₹ 5/- Each	10000 000	10000 000
2 Issued & Subscribed Capital 175,44,00,000 (PY 87,72,00,000) Equity Shares of ₹ 5/- Each	8772 000	8772 000
3 Called-up Capital 175,44,00,000 (PY 87,72,00,000) Equity Shares of ₹ 5/- Each (Includes 168,92,00,000 shares of ₹ 5/- issued by capitalisation of Capital Redemption Reserve and General Reserve, 1,00,00,000 partly paid shares (₹ 2.50 per share paid) made fully paid-up shares by capitalisation of General Reserve,	8772 000	8772 000
Total	8772 000	8772 000

SCHEDULE 5A
SHARE CAPITAL PATTERN OF SHAREHOLDING
[As certified by the Management]

Shareholders	Current Year		Previous Year	
	Number of Shares	% of Holding	Number of Shares	% of Holding
Promoters				
Indian	1505000 000	85.78 %	1505000 000	85.78 %
Foreign	-		-	
Others	249400 000	14.22 %	249400 000	14.22 %
Total	1754400 000	100%	1754400 000	100%

During the year F.Y 2018-19, the Corporation issued bonus equity shares in the ratio of 1:1 i.e 1 (one) equity share of ₹ 5/- each (fully paid up) for every 1 (one) existing equity share of ₹ 5/- each (fully paid up) to the shareholders of the Corporation, in the month of July 2018

**SCHEDULE 6
RESERVES AND SURPLUS**

Particulars	Current Year (₹ '000)	Previous Year (₹ '000)
1 General Reserve		
Opening Balance	158853 800	163239 800
Less: Utilised for issuance of Bonus Shares	0	4386 000
Add: Transfer from Profit & Loss A/c	0	0
	158853 800	158853 800
2 Share Premium Account	15440 664	15440 663
3 Catastrophe Reserve	0	0
4 Foreign Currency Translation Reserve	13727 259	10240 793
5 Balance of Profit in Profit & Loss Account	22435 908	40303 305
Total	210457 631	224838 561

**SCHEDULE 7
BORROWINGS**

N I L

**SCHEDULE 8
INVESTMENTS - SHAREHOLDERS' FUND**

Particulars	Current Year (₹ '000)	Previous Year (₹ '000)
Long Term Investments		
1 Government securities and Government guaranteed bonds including Treasury Bills	56922 279	60626 421
2 Other Approved Securities	356 529	590 708
3 Other Investments		
(a) Shares		
(aa) Equity - Indian	49881 186	107189 749
Equity - Foreign	569 499	569 499
(bb) Preference	0	360
(b) Mutual Funds	0	0
(c) Derivative Instruments	0	0
(d) Debentures/Bonds Indian	3263 036	5656 832
Debentures/Bonds Foreign	0	0

SCHEDULE 8
INVESTMENTS - SHAREHOLDERS' FUND

Particulars	Current Year (₹ '000)	Previous Year (₹ '000)
(e) Other Securities		
Guaranteed Equity	110	138
(f) Subsidiaries	6712 429	6042 195
(g) Associates - Indian	0	0
Associates - Foreign	159 479	159 479
4 Investments in Infrastructure and Social Sector		
(a) Equity	1248 021	3010 331
(b) Debentures/Bonds	14270 294	19132 410
5 Other than Approved Investments		
(a) Equity/Preference/Debentures/Venture Funds	5544 844	1599 463
(b) Preference	111	4 947
(c) Debentures/Bond	3547 348	3771 213
(d) Venture Funds	294 856	407 253
(e) Associate Indian	700 000	700 000
Short Term Investments		
1 Government securities and Government guaranteed bonds including Treasury Bills	2286 222	2886 972
2 Other Approved Securities	149 080	104 442
3 Other Investments		
(a) Shares		
(aa) Equity	0	0
(bb) Preference	0	0
(b) Mutual Funds	5081 513	5683 945
(c) Derivative Instruments	0	0
(d) Debentures/Bond Indian	636 180	132 061
Debentures/Bond Foreign	0	0
(e) Other Securities	0	0
Commercial Paper	0	0
(f) Subsidiaries	0	0
(g) Associates - Indian	0	0
Associates - Foreign	0	0
4 Investments in Infrastructure and Social Sector		
(a) Debentures/Bond	3821 903	4623 322
5 Other than Approved Investments		
(a) Preference Shares	43	7 330
(b) Debentures/Bond	1592 825	1228 374
(c) Mutual Funds	0	0
Total	157037 787	225377 444

SCHEDULE 8 A
INVESTMENTS - POLICYHOLDERS' FUND

Particulars	Current Year (₹ '000)	Previous Year (₹ '000)
Long-Term Investments		
1 Government securities and Government guaranteed bonds including Treasury Bills	201935 813	158796 026
2 Other Approved Securities	1264 813	1547 216
3 Other Investments		
(a) Shares		
(aa) Equity - Indian	176957 036	280757 224
Equity - Foreign	0	0
(bb) Preference	0	943
(b) Mutual Funds	0	0
(c) Derivative Instruments	0	0
(d) Debentures/Bonds Indian	11575 853	14816 684
Debentures/Bonds Foreign	0	0
(e) Other Securities		
Guaranteed Equity	390	362
(f) Subsidiaries	0	0
(g) Associates - Indian	0	0
Associates - Foreign	0	0
4 Investments in Infrastructure and Social Sector		
(a) Equity	4427 441	7884 822
(b) Debentures/Bonds	50624 877	50112 649
5 Other than Approved Investments		
(a) Equity/Preference/Debentures/Venture Funds	19670 727	4189 400
(b) Preference	393	12 957
(c) Debentures/Bond	12584 467	9877 765
(d) Venture Funds	1046 024	1066 700
(e) Associate Indian	0	0

SCHEDULE 8 A
INVESTMENTS - POLICYHOLDERS' FUND

Particulars	Current Year (₹ '000)	Previous Year (₹ '000)
Short-Term Investments		
1 Government securities and Government guaranteed bonds including Treasury Bills	8110 533	7561 717
2 Other Approved Securities	528 872	273 561
3 Other Investments		
(a) Shares		
(aa) Equity	0	0
(bb) Preference	0	0
(b) Mutual Funds	18027 027	14887 699
(c) Derivative Instruments	0	0
(d) Debentures/Bond Indian	2256 893	3619 968
Debentures/Bond Foreign	0	0
(e) Other Securities	0	0
Commercial Paper	0	0
(f) Subsidiaries	0	0
(g) Associates - Indian	0	0
Associates - Foreign	0	0
4 Investments in Infrastructure and Social Sector		
(a) Debentures/Bond	13558 471	12109 655
5 Other Than Approved Investments		
(a) Preference Shares	152	19 198
(b) Debentures/Bond	5650 660	3217 424
(c) Mutual Funds	0	0
Total	528220 442	570751 970

SCHEDULE 9
LOANS

Particulars	Current Year (₹ '000)	Previous Year (₹ '000)
1 Security-wise Classification		
Secured		
(a) On mortgage of property		
(aa) In India	401 522	404 311
(bb) Outside India	0	0
(b) On Shares, Bonds, Government Securities	0	0
(c) Investments In State Government Loans for Housing and Fire fighting	1877 488	2106 490
Unsecured	68 387	68 388
Total	2347 397	2579 189
2 Borrower-Wise Classification		
(a) Central and State Governments	1877 487	2106 490
(b) Banks and Financial Institutions	0	0
(c) Subsidiaries	0	0
(d) Industrial Undertakings	436 776	443 916
(e) Others	33 134	28 783
Total	2347 397	2579 189
3 Performance-Wise Classification		
(a) Loans classified as standard		
(aa) In India	1769 694	1974 047
(bb) Outside India	0	0
(b) Non-performing loans less provisions		
(aa) In India	3 600	0
(bb) Outside India	0	0
Provisions*	574 103	605 142
Total	2347 397	2579 189
4 Maturity-Wise Classification		
(a) Short-Term	240 499	248 472
(b) Long-Term	2106 898	2330 717
Total	2347 397	2579 189

*Includes Provision for Bad and Doubtful Loans

SCHEDULE 10
FIXED ASSETS

(₹ '000)

Particulars	Cost/Gross Block				Depreciation				Net Block	
	As at 01.04.2019	Additions	Deductions	As at 31.03.2020	Upto 31.03.2019	Twelve months ended 31.03.2020	On Sales/ Adjust ment	Upto 31.03.2020	As at 31.03.2020	As at 31.03.2019
Leasehold Land	247 253	-	-	247 253	99 587	3 434	-	103 021	144 232	147 665
Freehold Land	560 132	-	-	560 132	-	-	-	-	560 132	560 132
Buildings	1173 999	700	-	1174699	294 295	16 387	-	310 682	864 017	879 706
Furniture & Fittings	36 279	388	417	36 250	23 956	1 760	374	25 342	10 908	12 325
I.T. Equipments	358 508	6 830	5 560	359 778	185 109	80 519	5 620	260 008	99 770	173 399
I.T. Software	464 339	6 955	-	471 294	325 427	65 620	-	391 047	80 247	138 911
Vehicles	77 613	5 891	17 330	66 174	31 323	8 495	12 250	27 568	38 606	46 290
Office Equipments	20 200	3 136	1 808	21 528	16 464	1 410	1 458	16 416	5 112	3 736
AC & Water Coolers	15 800	817	410	16 207	12 339	335	346	12 328	3 879	3 461
Elevators	2 073	-	-	2 073	2 073	-	-	2 073	-	-
Canteen Appliances	477	41	-	518	461	10	-	471	47	15
Electrical Installation	11 654	-	-	11 654	10 389	155	-	10 544	1 110	1 264
Fire Alarm Systems	3 408	-	-	3 408	3 408	-	-	3 408	-	-
Total	2971 735	24 758	25 525	2970968	1004 831	178 125	20 048	1162908	1808060	1966 904
Previous years	2583 563	398 303	10 125	2971 741	871 740	139 899	6 803	1004 836	1966 904	

SCHEDULE 11
CASH AND BANK BALANCES

Particulars	Current Year (₹ '000)	Previous Year (₹ '000)
1 Cash & stamps	84	139
2 Bank Balances		
(a) Deposit Accounts - Short term (due within 12 months)	136366 291	106295 649
(b) Current Accounts	7200 673	7209 480
(c) Remittances in Transit	26 568	0
3 Money at Call and Short Notice		
(a) With Bank	554 404	197 664
(b) With other Institutions	14389 821	14776 153
Total	158537 841	128479 085

SCHEDULE 12
ADVANCES AND OTHER ASSETS

Particulars	Current Year (₹ '000)	Previous Year (₹ '000)
Advances		
1 Reserve Deposits with Ceding Companies	84732 845	70729 161
2 Application Money for Investments	0	0
3 Prepayments	125 349	121 208
4 Advances to Directors/Officers	4 682	5 913
5 Advance Tax Paid and TDS	46332 139	34283 141
Less: Provision for Taxation	38842 082	31082 346
	7490 057	3200 795
6 Others	522 173	55 578
7 Deferred Commission	0	0
Total (A)	92875 106	74112 655
Other Assets		
1 Income accrued on investments	10582 641	10425 282
2 Due from other entities carrying on insurance business (including reinsurers)	189025 417	152178 041
Less: Provision for Doubtful Loans, Investment and Debts	7822 787	6563 788
	181202 630	145614 253
3 Deposit U/S-7 of Insurance Act	0	0
4 Sundry Debtors	47 000	2449 072
5 Sundry Deposits	13782 633	10745 234
6 Provision for Gratuity	0	0
7 MAT Credit Entitlement	14405 245	14438 189
8 Service Tax Unutilised Credit	0	0
9 GST Asset	907 360	1842 935
10 VAT Asset Dubai	0	27 887
Total (B)	220927 509	185542 852
Total (A+B)	313802 615	259655 507

SCHEDULE 13
CURRENT LIABILITIES

Particulars	Current Year (₹ '000)	Previous Year (₹ '000)
1 Balances Due to other insurance companies	36161 784	37665 457
2 Deposits held on re-insurance ceded	8567 451	8822 217
3 Sundry Creditors	579 881	1181 976
4 Claims Outstanding	573317 067	455317 296
5 LPA Liabilities	0	0
6 Service Tax Liability	0	0
7 GST Liability	480 397	5036 890
8 VAT Liability Dubai	20 567	0
Total	619127 147	508023 836

SCHEDULE 14
PROVISIONS

Particulars	Current Year (₹ '000)	Previous Year (₹ '000)
1 Reserve for Unexpired Risk	154732 655	129632 819
2 Reserve for Premium Deficiency	247 098	52 944
3 For Doubtful Loans, Investment and Debts	17038 999	8449 572
4 For Leave Encashment	400 957	361 112
5 Provision for Pension	567 000	20 227
6 Provision for Gratuity	56 185	27 483
7 Provision for Settlement	21 946	18 007
8 Provision for Provident fund	13 630	14 295
9 For Salary Arrears	0	0
10 For PLLI Arrears	0	22 119
11 Provision for Taxation	2777 602	12290 569
Less: Advance Tax Paid and TDS	1215 008	7994 208
	1562 594	4296 361
Total	174641 064	142894 939

SCHEDULE 15
MISCELLANEOUS EXPENDITURE

N I L

SIGNIFICANT ACCOUNTING POLICIES AND NOTES FORMING PART OF THE ACCOUNTS

I. SIGNIFICANT ACCOUNTING POLICIES:

1. ACCOUNTING CONVENTION

The Balance Sheet, the Profit and Loss Account and the Revenue Accounts are drawn up in accordance with the provisions of Section 11(1) of the Insurance Act, 1938 and to comply with the Generally Accepted Accounting Principles in India (Indian GAAP), including the Accounting Standards notified under the relevant provisions of the Companies Act, 2013. The financial statements also conform to the stipulation specified under the Insurance Regulatory and Development Authority of India (Preparation of Financial Statements and Auditors Report of Insurance Companies) Regulations, 2002. The said statements are prepared on historical cost convention and on accrual basis except as otherwise stated and conform to the statutory provisions and practices prevailing in the General Insurance Industry in India.

2. REINSURANCE BUSINESS

2.1 Use of Estimates

The preparation of financial statements in conformity with the generally accepted accounting principles requires management to make estimates and assumptions that affect the reported amount of assets and liabilities as of the Balance Sheet date, revenue and expenses for the year ended and disclosure of contingent liabilities as of the Balance Sheet date. The estimates and assumptions used in accompanying financial statements are based upon management's evaluation of the relevant facts and circumstances as of the date of the financial statements. Actual results may differ from the estimates and assumptions used in preparing the accompanying financial statements. Any revision to accounting estimates is recognized prospectively in current and future periods.

2.2 Reinsurance Revenues

Premium is accounted based on accounts rendered by ceding companies upon receipt of accounts. At the year end, estimates are made for accounts not yet received, based on available information and current trends. In respect of Insurance pool business, where GIC Re is one of the members of the Pool, only the Corporation's share of revenue is recorded in the books of accounts.

2.3 Outstanding Claims

2.3.1 Estimated liability for outstanding claims in respect of Reinsurance business carried out in India is based on advices received as of different dates up to the date of finalization of claim figures in the books for submission of the data to the "Appointed Actuary" and wherever such advices are not received, on estimates based on available information, current trends, past underwriting experience of the management and actuarial estimation bases.

2.3.2 Provision for claims incurred but not reported (IBNR) is made as certified by the Appointed Actuary based on accepted actuarial methods.

2.4 Receivables

Provisions for Doubtful Debts for receivables are provided as under:

- (i) Companies in liquidation
- (ii) Companies having non-moving balances over a period of 3 years
- (iii) Companies having moving balances, apart from various parameters, has primarily outstanding dues more than 3 years:

The Provision for doubtful debts does not include Domestic Pools and Structured Quota share treaties.

3. FOREIGN CURRENCY TRANSACTIONS

Revenue transactions in foreign currencies are converted at the daily rate of exchange on the day accounts are received and transactions are booked. The rates have been taken from Thomson Reuters India Pvt. Ltd.

- 3.1 Non-Monetary items including fixed assets and investments abroad are reported using the exchange rate applicable on the date of acquisition.
- 3.2 Monetary items such as receivables, payables and balances in bank accounts held in foreign currencies are converted using the closing rates of exchange at the balance sheet date.
- 3.3 The exchange gain/loss relating to revenue transaction, due to conversion of foreign currencies, is accounted for as revenue in respective revenue accounts. The common exchange gain/loss due to conversion are apportioned between Revenue Account and Profit and Loss Account in same proportion as stated in Significant Accounting Policy No.5.
- 3.4 Foreign branch operations are considered as “non-integral business” as prescribed in AS11 “The effects of changes in foreign exchange rates” (revised 2003) and translated accordingly.

4. RESERVE FOR UNEXPIRED RISKS (URR)

The URR provisions are made as under:

4.1 Non-Life Business:

- (i) For HO:

Reserve for Unexpired Risk in respect of Marine Insurance (Hull) and Terrorism Risk Business (included in Fire and Engineering) is made at 100% of Net Premium, while for all other classes of insurance is made at 50% of Net Premium of the period for which accounts are prepared.

- (ii) London, Dubai, and Malaysia Branch:

Reserve for Unexpired Risk is provided as per local practice. Adjustment for excess or short provision in URR, as per IRDAI requirement, is accounted at Head Office.

4.2 Life Business:

Reserve for Unexpired Risk is provided as determined by **Appointed Actuary** based on accepted Actuarial methods.

5. APPORTIONMENT OF INTEREST, DIVIDEND AND RENT

As per the requirement of IRDAI, the income from interest, dividends and rent is apportioned between Profit and Loss Account and Revenue Accounts in the ratio of Shareholders' Fund and Policyholders' Fund respectively at the end of the year. The same is further apportioned amongst the revenue accounts on the basis of the respective Policyholder's fund at the end of the year. Shareholder's fund consists of share capital and free reserves. Policyholder's fund consists of provision for outstanding claims and reserves for unexpired risks and premium deficiency reserve.

6. FIXED ASSETS

Fixed assets are stated at cost less depreciation. Cost of shares in Co-operative Societies/Companies for property rights acquired is included under the head 'Buildings' under Fixed Assets.

Tangible Fixed Assets are stated at cost (including incidental expenses relating to acquisition and installation) less accumulated depreciation.

Intangible Assets:

Intangible Fixed Assets representing software are recorded at its acquisition price and are amortized over their estimated useful life on a straight-line basis, commencing from the date the assets are available for use. The management has estimated the useful life for such software as five years. The useful life of the asset is reviewed by the management at each Balance Sheet date.

6.1 Depreciation

Depreciation is provided on straight line method based on useful life of the assets as prescribed in Schedule II to the Companies Act, 2013 and residual value of the assets shall be ₹ 1/-.

Depreciation is provided on pro-rata basis on additions to fixed assets and on assets sold/discarded/demolished/destroyed during the year.

6.2 Impairment of Assets

Fixed assets are reviewed for impairment at the end of the year whenever events or changes in circumstances warrant that the carrying amount of an asset may not be recoverable. Recoverability of an asset to be held and used is measured by a comparison of the carrying amount of an asset to future net discounted cash flows expected to be generated by the asset. If such an asset is considered to be impaired, the impairment to be recognized is measured by the amount by which the carrying amount of the asset exceeds the recoverable amount of the asset.

7. RETIREMENT BENEFITS TO EMPLOYEES

Liabilities on account of retirement benefits to the employees such as pension, gratuity and leave encashment are provided for on accrual basis, based on actuarial valuation and in compliance with Accounting Standard 15.

8. APPORTIONMENT OF EXPENSES

(i) Head office business:

Operating expenses relating to insurance business are apportioned to the Revenue Accounts on the basis of Reinsurance Premium accepted during the period for which accounts are prepared, giving weightage of 75% for Marine business & 100 % for Fire, Miscellaneous & Life Reinsurance business.

(ii) Foreign business:

Operating expenses relating to insurance business are also apportioned to the revenue accounts of branches on the same basis as mentioned in 8 (i) above.

(iii) Investment Expenses:

Expenses relating to investment are apportioned between Revenue and Profit & Loss Account in the same proportion as stated in Significant Accounting Policy No.5. Interest, Dividend and Rent income is net of Investment expenses. Refer Note No 15

9. INVESTMENTS

9.1 Prudential norms prescribed by Reserve Bank of India and the IRDAI are followed in regard to:

- (i) Revenue recognition
- (ii) Classification of assets into performing and non-performing and
- (iii) Provisioning against performing and non-performing assets.

- 9.2 Purchases and Sales of shares are accounted for on the date of contracts whereas bonds, debentures and Government securities are accounted for on the date of settlement.
- 9.3 The cost of investments includes premium on acquisition, Securities Transaction Tax, Goods & Service tax and their related expenses.
- 9.4 Short term money market instruments such as Triparty Repo (TREPS), Commercial Paper and Treasury bill, which are discounted at the time of contract at the agreed rate are accounted at their discounted value.
- 9.5 Investment portfolio in respect of equity shares are segregated into actively traded and thinly traded as prescribed by the IRDAI (Preparation of Financial Statements and Auditor's Report of Insurance Companies) Regulations, 2002.
- 9.6 (a) Investment in actively traded equity shares are required to be valued as per the guidelines of IRDAI issued vide circular ref. no. IRDA/F&I/INV/CIR/213/10/2013 dated October 30, 2013. The Corporation has chosen NSE as primary stock exchange and BSE as secondary exchange. Accordingly, the valuation of equity shares is made on the closing price of NSE. If such security is not listed / not traded on NSE on closing day, the closing price of BSE is considered.
- (b) Investment in units of mutual funds are valued at Fair value as per IRDAI guidelines 2003-04. Fair value for this purpose is the last quoted NAV in the month of March.
- (c) In case of Equity Exchange Traded Funds (ETF) the investment is valued on the same basis as traded equity shares, in compliance with Para 3.1 of the IRDAI (Investment) Regulations, 2016 of August 2016.
- Whereas Passive ETFs shall be valued at NAV as on the reporting date (IRDAI, Investment Regulations, 2016, Version – 02, 3.1)
- 9.7 a) Unrealized gains/losses arising due to changes in the fair value of listed equity shares and mutual fund units are taken under the head "Fair Value Change Account" and on realization reported in Profit and Loss Account.
- b) Pending realization, the credit balance in the "Fair Value Change Account" is not available for distribution.
- c) Provision is made for diminution in value of investments relating to thinly traded and unlisted shares equivalent to the amount of difference in average book cost and breakup value of the shares except in companies where demerger has taken place during the Financial Year and latest audited accounts are not available.
- Breakup value is computed from the annual reports of companies not beyond 21 months irrespective of date of closure of annual accounts of the companies.
- d) Provision is made for diminution in value of investment relating to units of venture capital funds equivalent to the amount of difference in book cost and the latest Net Asset Value (NAV).
- 9.8 Investments in Equity and Preference shares of companies whose latest available audited accounts are beyond 21 months irrespective of date of closure of annual accounts of the companies as on the date of balance sheet or whose net worth has been fully impaired (negative net worth) are valued as under:
- a) Where shares are Actively Traded, and Book Value : Fair Value Change Account at
is less than Market Value : Market Value
- Diminution in value of investments is recognized in the following cases:
- b) Where shares are Actively Traded, and Book Value :
is greater than Market Value : Written down to Market Value
- c) Thinly traded Equity Shares : Written down to nominal value of ₹ 1/- per company
- d) Preference Shares : At a value proportionate to the face value of the equity shares that bears to its market value and carrying cost is reduced by the diminution value.

- 9.9 Investments in Subsidiary and Associate Companies are valued at cost as these are strategic investments. Provision for diminution in the value of these investments is made only if the decline is other than temporary.
- 9.10 Final Dividend is accounted for as income in the year of declaration and Interim dividend is accounted as income when the amount is received or credited up to 31st March.
- 9.11 Dividends/Interest on shares/debentures under objection/pending deliveries is accounted for on realization/payment.
- 9.12 Profit or Loss on sale of investments is apportioned between Profit and Loss Account and Revenue Accounts in the ratio of Shareholders' Fund and Policyholders' Fund respectively at the end of the year. The same are further apportioned amongst the revenue accounts on the basis of the respective Policyholders' Fund at the end of the year. Shareholders' fund consists of Share Capital and Free Reserves. Policyholders' fund consists of provisions for outstanding claims and reserves for unexpired risks.
- Profit/Loss on sale of investments is computed at average book value of investments on the date of sale.
- 9.13 Expenses relating to safe custody, straight through processing and bank charges etc. on investments are charged to Profit and Loss Account and Revenue Accounts as stated in Significant Accounting Policy No.8.
- 9.14 Debt securities including Government securities and Redeemable Preference shares have been considered as 'held to maturity' securities and have been measured at historical cost subject to amortization of premium paid over residual period. The call date has been considered as maturity date for amortization of Perpetual Bonds.
- 9.15 In case of repos transaction, difference between the selling and buying value is treated as interest income.
- 9.16 Income received from the Fixed Maturity Mutual fund (Dividend Option) is booked as dividend.
- 9.17 Investments are apportioned between Shareholders' Fund & Policyholders' Fund in the ratio of balance available in the respective funds at the end of the year.

10. AMORTIZATION OF PREMIUM AND PROVISION FOR DOUBTFUL LOANS, INVESTMENTS & DEBTS

Amortization of premium, provision for doubtful loans, doubtful debts and diminution in the value of investments written off, are recognized in the profit & loss account. Securities purchased at a discount are booked at the discounted price.

11. COMPLIANCE WITH ACCOUNTING STANDARDS

The Corporation has complied with relevant accounting standards prescribed by ICAI to the extent applicable and IRDAI guidelines in preparation of its financial statements.

12. PREMIUM DEFICIENCY RESERVE (PDR)

Non-Life business: Where Applicable, Premium deficiency is worked out separately for each segmental revenue level basis viz. fire, marine and miscellaneous. As per IRDAI circular no. IRDAI/Reg/7/119/2016 dated 07 April 2016, PDR is calculated by Non-Life Appointed Actuary.

Life Re business: As per IRDAI circular no. IRDAI/Reg/7/121/2016 dated 13 April 2016, PDR is calculated by Life Re Appointed Actuary/Panel Actuary.

13. DEFERRED COMMISSION

London BO has accounted for deferred commission as per the local laws. The same is accounted as Commission at Head Office, in compliance to IRDAI requirements.

II. NOTES FORMING PART OF THE ACCOUNTS:

The Insurance Regulatory and Development Authority of India (Preparation of Financial Statements and Auditors' Report of Insurance Companies) Regulations, 2002 have been adopted for presentation of the accounts.

➤ INVESTMENTS

1. (a) Out of Investment held in Shares, Debentures & Venture Capital Fund of the value of ₹ 392,894,841 thousand (Previous Year ₹ 545,686,632 thousand) no confirmation or other documentary evidence was available regarding actual custody for
 - (i) Investments in debenture of 24 Scrip of the value as per Books amounting ₹ 2,144 thousand (Previous year ₹ 682 thousand), (The Corporation has fully provided for these amounts in earlier years)
 - (ii) Investments in equity shares of three Scrip of the value as per Books amounting ₹ 0.002 thousand (Two Scrip Written down to ₹ 1/- and One Scrip Written Down to Zero in earlier years)
 - (iii) Investments in Preference shares of five Scrip of the value as per Books amounting ₹ 0.004 thousand (Four Scrip Written down to ₹ 1/- and One Scrip Written Down to Zero in earlier years)
- (b) The Investments actually held by the Custodian of the Corporation is in excess of the number held as per the books of the Corporation.
 - (i) A Bond having value as per Books of Accounts amounting to ₹ 1300 thousand
 - (ii) One Preference Share having value as per Books of Accounts of ₹ 0.001 thousand (One Scrip Written down to ₹ 1 in the Current Year)
- (c) 117 Scrip of equity shares having face value of ₹ 1,193 thousand (Previous year ₹ 1,025 thousand), book value ₹ 130 thousand (Previous Year ₹ 130 thousand) and the Market value ₹ 70,622 thousand (Previous year ₹ 81,609 thousand) are excess shares not belonging to the Corporation. The dividend received on these excess shares as on 31st March 2020, amounts to ₹ 9,866 thousand (Previous Year ₹ 8,726 thousand). These shares have been shown as Other assets in Schedule 12. The interest received in the excess Bonds/ Debentures and profit on excess equity/debentures as on 31st March 2020 amounts to ₹ 10 thousand (Previous Year ₹ 10 thousand) & 73 Thousand (Previous Year ₹ 52 thousand). These excess dividend/interest/ profits is shown as Liability.
2. The Fixed Maturity Mutual Fund Schemes are close ended mutual fund schemes with definite maturity date and with indicative returns.
3. (a) Provision includes provision for standard assets @ 0.40% as per IRDAI-Prudential norms for Income recognition, Asset Classification and provisioning and other related methods in respect of debt portfolio amounting to ₹ 441,794 thousand (Previous Year ₹ 494,577 thousand).
- (b) During the year, the Corporation has not undertaken under CDR (Corporate Debt Restructuring) System, any case of restructuring of corporate debt/loan. (Previous Year NIL)

- (c) The Corporation has considered latest available NAV for the provisioning of units of venture capital. The details of latest available NAV considered are as follows:

NAV as on	No. of Venture Capital Funds
31 st March 2020	9
31 st December 2019	3
30 th September 2019	2
30 th June 2019	1
31 st March 2019	12
NAV taken at par value	1
Nil NAV	3
Total	31

4. For valuation of actively traded equity shares, March 31, 2020 has been considered as closing day.
5. During the year, the Corporation has waived/written off debts, loans and interest as follows:

Waiver during the year 2019-2020 & 2018-19

(₹ in thousand)

Particulars	Financial Year 2019-20			Financial Year 2018-19		
	No. of cases	Write off	Waiver	No. of cases	Write off	Waiver
Compound Interest	12	0	27.73	10	0	56.19
Interest on Delayed payment of Principal	0	0	0	3	0	18.47
Total	12	0	27.73	13	0	74.66

Debts written off during year 2019-20 & 2018-19

(₹ in thousand)

Financial Year 2019-20		Financial Year 2018-19	
No of Companies	Amount written down/written off	No of Companies	Amount written down/written off
1	0.001	Nil	Nil

Diminution in the value of Investments written off during the year 2019-20 & 2018-19

(₹ in thousand)

Financial Year 2019-20		Financial Year 2018-19	
No of Companies	Amount written down/written off	No of Companies	Amount written down/written off
35	22,56,234.49	30	16,18,481

6. There is no difference between title of ownership in respect of CGS/SGS/bonds/debentures etc. available in physical/demat format vis-à-vis shown in books of accounts except for the differences pointed out in Point No. 1.
7. As at 31st March 2020 all the assets of the Corporation in and outside India are free from encumbrances except for:
 - (a) The Government of India Stock, 7.95% 2032 for ₹ 40,000 thousand and 8.20% 2022 for ₹ 30,000 thousand, 8.24% 2027 for ₹ 171,000 thousand, 8.28% 2027 for ₹ 17,500 thousand and 8.33% 2026 for ₹ 20,000 thousand, 8.60% 2028 for ₹ 2,000 thousand and 7.61 % 2030 for ₹ 1,00,000 thousand total amounting to ₹ 380,500 thousand (Previous year total amounting to ₹ 380,500 thousand) and cash deposit of ₹ 6,900 thousand (Previous year ₹ 6,600 thousand) with Clearing Corporation of India Limited as deposit towards Settlement Guarantee Fund. Out of the Cash Deposit, ₹ 1,500 thousand is maintained as Cash collateral Deposit towards Triparty Repo Default fund (Previous year total amounting to ₹ 1,200 thousand) and ₹ 100 thousand towards Securities Default fund (Previous year total amounting to ₹ 100 thousand)
 - (b) In view of margin requirements as recommended by SEBI vide Circular dated 19/03/2008, Corporation has provided Fixed Deposits amounting to ₹ 200,000 thousand (Previous year ₹ 200,000 thousand) as margins in cash segments viz. FDR of ₹ 130,000 thousand (Previous year ₹ 130,000 thousand) as collateral is held with NSCCL and FDR of ₹ 70,000 thousand (Previous year ₹ 70,000 thousand) as collateral is held with BSE.
 - (c) As per SUSEP Resolution CNSP No. 330 of 2015, Article 13, foreign reinsurers shall have account in foreign currency in BRAZIL with SUSEP in bank authorized to operate with exchange in the country with minimum balance in cash for guarantee of its operations in the country in the amount of US\$ 5 Mln. or comparable in another foreign currency of free translation for reinsurers acting in the field of damages and lives.

Further as per SUSEP Circular No.527 of February 2016, Article 4 (I) the registration of the admitted reinsurer may be granted after the submission and analysis of evidence of foreign currency account, linked to SUSEP, in a bank authorized to deal in a foreign exchange within the country with a minimum balance of US\$ 5 Mln. or equivalent in another free convertible foreign currency for reinsurers operating in all lines.

Accordingly, GIC Re has opened a bank account in BNP Paribas Brazil and deposited an amount of US\$ 5 Mln.
 - (d) Margin FDR held by Bank for issue as LC/BG of ₹ 38,416,309 thousand (Previous year ₹ 27,239,160 thousand).
8. The Commitments made and outstanding for Loans, Investments and Fixed Assets (if any) as at 31st March 2020 are ₹ 587,943 thousand (Previous year ₹ 634,865 thousand).
9. Value of contracts in relation to investments, for
 - (a) Purchases, where deliveries are pending NIL (Previous year NIL).
 - (b) Sales, where payments are overdue NIL (Previous year NIL).
10. The Book Value of Investments valued on Fair Value basis is: Equity ₹ 108,322,497 thousand (Previous year ₹ 99,351,174 thousand) & Mutual Funds ₹ 22,547,180 thousand (Previous year ₹ 20,176,100 thousand).
11. The basis of amortization of debt securities is as stated in Significant Accounting Policy No. 9.14.
12. The Corporation does not hold any properties for investment purposes.
13. Provisions regarding unrealized gains/losses have been stated in the Significant Accounting Policy No. 9.7.
14. ₹ 1,088 thousand (Previous Year ₹ 1,088 thousand) is placed in a Liquidation fund for GIC AMC. This is to be retained till 31.12.2020

15. Interest, Dividend and rent income is net of Investment expenses of ₹ 55,013 thousand (previous year ₹ 49,741 thousand).
16. A Provision has been made for ₹ 15,031,897 thousand (Previous year ₹ 6,883,434 thousand towards Non-Performing Assets (Other than Standard Assets). Therefore, the incremental provision accounted during the year is ₹ 8,148,462 thousand.
17. **Provisioning for ILFS, DHFL, Reliance Capital & Reliance Home Finance Ltd.**

IL&FS Group:

The Corporation has total exposure by way of investments in Debentures of IL&FS group companies to the tune of ₹ 7,888,061 thousand as on 31st March 2020, consisting of Secured debentures of ₹ 7,037,896 thousand and remaining ₹ 850,165 thousand as Unsecured. During the year 2018-19, the Corporation has made a provision of 50% on Secured portion and 100% on Unsecured portion. During the year 2019-20, Corporation has made balance 50% provision on Secured portion (total 100% provision made on both secured and unsecured portion).

Dewan Housing Finance Ltd.:

The Corporation has total exposure by way of investments in Debentures of Dewan Housing Finance Ltd to the tune of ₹ 2,048,433 thousand as on 31st March 2020, consisting of Secured debentures of ₹ 1,448,571 thousand and remaining ₹ 599,862 thousand as Unsecured. During the year, the Corporation has made a provision of 100% on both Secured and Unsecured portion.

Reliance Capital Ltd. and Reliance Home Finance Ltd.:

The Corporation has total exposure by way of investments in Debentures of Reliance Capital Ltd. to the tune of ₹ 3,652,645 thousand as on 31st March 2020 consisting of Secured debentures of ₹ 2,705,672 thousand and remaining ₹ 946,973 thousand as Unsecured. During the year, the Corporation has made a provision of 15% on Secured portion amounting to ₹ 405,929 thousand and 100% on Unsecured portion amounting to ₹ 946,973 thousand aggregating to ₹ 1,352,902 thousand.

The Corporation has total exposure by way of investments in Debentures of Reliance Home Finance Ltd. to the tune of ₹ 949,547 thousand as on 31st March 2020 consisting of Secured debentures of ₹ 250,000 thousand and remaining ₹ 699,547 thousand as Unsecured. During the year, the Corporation has made a provision of 15% on Secured portion amounting to ₹ 37,500 thousand and 100% on Unsecured portion amounting to ₹ 699,547 thousand aggregating to ₹ 737,047 thousand.

The above provisions, in the opinion of the management are considered appropriate and are higher than the provision required to be made as per Prudential Norms for Income Recognition, Asset Classification and Provisioning issued by RBI and IRDAI applicable to Insurance Companies.

➤ **REINSURANCE**

18. Underwriting of Direct business stopped from 1st April 2001. Figures included in Revenue Accounts Pertaining to direct business (if any) are on account of run-off business. Run-off liabilities are sufficiently provided for based on advices received.
19. **Structured solution cover:**

Following IRDAI approval for utilization of the Structured Solution Contract two lines of business made cessions to the contract i.e. Aviation from 1.4.2019 on XOL basis attached to the 2018-2019 contract year and cessions in respect of Non-Marine Domestic on XOL basis from 1.6.2019 were ceded to the 2019-2020 contract. The contract remains live with some

run-off cessions still being serviced under the contract. GIC Re and the reinsurers will maintain all contractual rights and obligations arising out of the contract and toward statutory dues, till the final closure at a mutually agreed date after both parties agree to the net balance quantum.

The Funds Withheld Experience Account (FWEA) has a positive balance of ₹ 65,99,435 thousand as at 31st March 2020 which is subject to change due to movements in premium, profit commission and claim recoveries between 1st April 2019 to 31st March 2020.

20. Premiums, less reinsurance, written from business during the financial year 2019-20 in India are:

₹ 331,683,796 thousand (Previous year ₹ 269,037,004 thousand) and outside India are ₹ 134,870,309 thousand (Previous year ₹ 120,922,703 thousand).

21. Claims less reinsurance during the financial year 2019-20 paid in India are:

₹ 216,742,282 thousand (Previous year ₹ 207,177,023 thousand) and outside India are ₹ 95,616,528 thousand (Previous year ₹ 86,659,812 thousand).

22. Segment Reporting as per Accounting Standard -17 "Segment Reporting" of ICAI, has been complied with as required by IRDAI (Preparation of Financial Statements and Auditor's Report of Insurance Companies) Regulations, 2002.

Line of Business wise Segment Revenue Reporting for the year ended 31.03.2020

INDIAN BUSINESS

(₹ in 000)

Class of Business	Earned Premium		Incurred Claims		Net Commission		Expenses of Management		Profit/(Loss) on Exchange		Premium Deficiency		Underwriting Profit/(Loss)	
	31.03.20	31.03.19	31.03.20	31.03.19	31.03.20	31.03.19	31.03.20	31.03.19	31.03.20	31.03.19	31.03.20	31.03.19	31.03.20	31.03.19
Fire	31913 982	22148 921	25296 708	20870 947	12295 141	5419 306	369 903	193 480	0	-	0	-	(6047 771)	(4334 812)
Motor	63285 994	63084 083	55666 626	54423 516	9970 928	7689 911	470 323	342 056	0	-	0	-	(2821 883)	628 600
Aviation	941 414	491 505	1025 729	433 044	157 642	59 352	10 804	4 904	(14)	-	0	-	(252 775)	(5 795)
Engineering	4765 202	4343 783	4317 654	2174 045	561 412	868 398	47 585	29 692	0	-	0	-	(161 449)	1271 648
W.C.	208 501	182 299	151 305	180 373	29 571	37 909	1 406	1 158	0	-	0	-	26 218	(37 141)
Liability	2475 613	1979 994	1398 620	1334 446	515 162	286 965	26 098	20 689	0	-	0	-	535 733	337 894
PA	5659 824	5334 906	4488 614	4202 888	1312 152	1011 131	39 371	29 995	0	-	0	-	(180 312)	90 892
Health	53093 767	38254 422	52153 398	33942 153	7065 056	6805 467	381 519	230 520	0	-	0	-	(6506 205)	(2723 718)
Agriculture	132971 362	109064 921	160824 708	98693 091	6459 547	5713 724	1043 067	685 382	0	-	0	-	(35355 961)	3972 725
Other Misc.	5828 737	4153 387	(1840 185)	3185 437	762 592	1153 667	48 350	39 375	0	-	0	-	6857 980	(225 092)
FL/Credit	1936 710	1851 742	1489 236	1728 666	298 355	353 557	12 087	11 660	0	-	0	-	137 031	(242 141)
Marine Cargo	3813 890	2841 712	2180 644	2106 498	554 970	427 211	26 261	14 711	0	-	0	-	1052 016	293 292
Marine Hull	861 969	1613 251	(78 496)	1245 818	39 225	238 414	9 151	7 827	0	-	0	-	892 088	121 191
Life	7096 428	4631 728	7295 498	5658 254	4 273	35 563	59 612	26 345	0	-	194 154	52 944	(457 110)	(1141 377)
TOTAL	314853 392	259976 656	314370 060	230179 177	40026 026	30100 575	2545 537	1637 796	(14)	-	194 154	52 944	(42282 399)	(1993 835)

FOREIGN BUSINESS

(₹ in 000)

Class of Business	Earned Premium		Incurred Claims		Net Commission		Expenses of Management		Profit/(Loss) on Exchange		Premium Deficiency		Underwriting Profit/(Loss)	
	31.03.20	31.03.19	31.03.20	31.03.19	31.03.20	31.03.19	31.03.20	31.03.19	31.03.20	31.03.19	31.03.20	31.03.19	31.03.20	31.03.19
Fire	58676 606	58218 769	55814 907	62071 856	17054 944	16343 818	542 659	418 469	1102 291	557 235	-	-	(13633 613)	(20058 138)
Motor	23207 459	19971 069	19949 658	16240 334	6686 755	4457 647	223 352	142 097	1037 337	554 634	-	-	(2614 969)	(314 375)
Aviation	9477 566	7234 095	10990 571	8645 261	2254 878	1920 947	119 090	83 636	122 454	59 087	-	-	(3764 519)	(3356 663)
Engineering	5035 795	4900 527	4948 348	3520 043	1776 705	1533 066	62 278	37 130	144 236	83 794	-	-	(1607 300)	(105 918)
W.C.	136 137	248 684	187 167	101 891	(1 190)	90 005	236	1 617	5 299	3 402	-	-	(44 776)	58 572
Liability	3067 431	1768 086	2740 556	1322 512	891 999	623 476	27 721	14 280	67 637	26 845	-	-	(525 207)	(165 337)
PA	1984 141	1319 406	1096 321	746 127	897 302	572 675	13 767	7 374	63 069	33 842	-	-	39 820	27 072
Health	4878 825	8414 392	2712 144	7258 591	145 358	1299 356	24 813	114 459	294 350	144 750	-	-	2290 859	(113 265)
Agriculture	5412 551	3818 047	5148 897	3957 381	1738 115	1018 738	49 465	21 014	1024 112	486 376	-	-	(499 813)	(692 710)
Other Misc.	1451 065	2341 797	1371 038	(2194 893)	431 893	588 874	14 366	12 737	49 927	48 700	-	-	(316 304)	3983 778
FL/Credit	1114 851	659 964	1052 293	423 383	418 684	375 755	9 419	6 446	63 064	37 054	-	-	(302 481)	(108 566)
Marine Cargo	4358 828	2080 583	2936 972	979 792	1072 089	774 671	41 361	22 175	69 230	34 856	-	-	377 636	338 801
Marine Hull	7009 463	5610 441	6392 838	3864 965	1596 039	1314 054	47 170	38 765	127 021	74 648	-	-	(899 562)	467 304
Life	821 187	228 321	646 812	283 033	93 901	40 634	7 831	2 559	47 353	16 546	-	-	119 997	(81 359)
TOTAL	126631 906	116814 181	115988 521	107220 278	35057 472	30953 718	1183 526	922 758	4217 380	2161 769	-	-	(21380 232)	(20120 804)

TOTAL BUSINESS (INDIAN + FOREIGN)

(₹ in 000)

Class of Business	Earned Premium		Incurred Claims		Net Commission		Expenses of Management		Profit/(Loss) on Exchange		Premium Deficiency		Underwriting Profit/(Loss)	
	31.03.20	31.03.19	31.03.20	31.03.19	31.03.20	31.03.19	31.03.20	31.03.19	31.03.20	31.03.19	31.03.20	31.03.19	31.03.20	31.03.19
Fire	90590 588	80367 691	81111 615	82942 803	29350 085	21763 124	912 562	611 949	1102 291	557 235	0	-	(19681 384)	(24392 951)
Motor	86493 453	83055 153	75616 284	70663 851	16657 683	12147 558	693 676	484 154	1037 337	554 634	0	-	(5436 852)	314 225
Aviation	10418 980	7725 600	12016 300	9078 305	2412 519	1980 299	129 894	88 540	122 439	59 087	0	-	(4017 294)	(3362 458)
Engineering	9800 998	9244 310	9266 002	5694 089	2338 117	2401 464	109 863	66 822	144 236	83 794	0	-	(1768 749)	1165 730
W.C.	344 638	430 983	338 472	282 264	28 381	127 915	1 642	2 775	5 299	3 402	0	-	(18 558)	21 431
Liability	5543 044	3748 079	4139 176	2656 958	1407 161	910 441	53 818	34 968	67 637	26 845	0	-	10 526	172 557
PA	7643 965	6654 312	5584 935	4949 015	2209 454	1583 806	53 137	37 369	63 069	33 842	0	-	(140 492)	117 964
Health	57972 592	46668 814	54865 542	41200 744	7210 414	8104 823	406 331	344 979	294 350	144 750	0	-	(4215 345)	(2836 982)
Agriculture	138383 912	112882 967	165973 605	102650 472	8197 662	6732 462	1092 532	706 395	1024 112	486 376	0	-	(35855 774)	3280 015
Other Misc.	7279 803	6495 184	(469 147)	990 544	1194 485	1742 541	62 715	52 112	49 927	48 700	0	-	6541 676	3758 686
FL/Credit	3051 561	2511 707	2541 529	2152 049	717 039	729 313	21 506	18 106	63 064	37 054	0	-	(165 449)	(350 707)
Marine Cargo	8172 718	4922 295	5117 615	3086 290	1627 059	1201 881	67 622	36 886	69 230	34 856	0	-	1429 652	632 093
Marine Hull	7871 432	7223 692	6314 342	5110 784	1635 264	1552 468	56 321	46 593	127 021	74 648	0	-	(7 473)	588 495
Life	7917 615	4860 050	7942 310	5941 287	98 173	76 197	67 443	28 904	47 353	16 546	194 154	52 944	(337 113)	(1222 737)
Total	441485 298	376790 837	430358 581	337399 455	75083 497	61054 292	3729 063	2560 554	4217 366	2161 769	194 154	52 944	(63662 631)	(22114 639)

23. Ageing of claims – distinguishing between claims outstanding for different periods:

The Corporation being a reinsurance company does not settle claims directly with the insured. The companies after settling the claims with their insured would recover the claims from the Corporation as per the reinsurance obligations. Such recoveries are settled with the companies through periodical account statements.

Nevertheless, the outstanding losses as intimated by the companies in respect of facultative business are classified according to the outstanding period as per the details given below:

Details as on 31.03.2020

(₹ in 000)

Sl No.	Outstanding Period	FIRE		MARINE		ENGINEERING		AVIATION		LIABILITY		MISCELLANEOUS		TOTAL	
		No. of claims	Amount	No. of claims	Amount	No. of claims	Amount	No. of claims	Amount	No. of claims	Amount	No. of claims	Amount	No. of claims	Amount
1	30 days	19	296 451	7	111 990	5	388	71	357 812	6	40 807	1	180	109	807 627
2	>30 days upto six(6) months	144	1135 928	51	900 243	23	20 815	52	382 551	4	1 050	14	177 090	288	2617 677
3	>6 months upto 1 year	217	1267 072	34	1634 460	28	20 583	59	371 099	10	7 861	5	8 466	353	3309 540
4	1 year upto 5 years	727	5591 882	184	1689 587	222	1007 692	906	3131 275	31	346 753	85	215 878	2 155	11983 069
5	>5 years	330	1668 209	130	525 014	200	1301 396	1 272	2605 438	22	511 760	32	24 362	1 986	6636 178
	TOTAL	1437	9959 542	406	4861 294	478	2350 875	2 360	6848 174	73	908 232	137	425 975	4 891	25354 091

Details as on 31.03.2019

(₹ in 000)

Sl No.	Outstanding Period	FIRE		MARINE		ENGINEERING		AVIATION		LIABILITY		MISCELLANEOUS		TOTAL	
		No. of claims	Amount	No. of claims	Amount	No. of claims	Amount	No. of claims	Amount	No. of claims	Amount	No. of claims	Amount	No. of claims	Amount
1	30 days	24	157 517	6	213 293	5	15 600	16	924 473	5	4 418	5	19 985	61	1335 286
2	>30 days upto six(6) months	180	3931 196	28	764 979	36	413 916	122	909 268	0	0	20	159 600	386	6178 960
3	>6 months upto 1 year	188	2054 323	40	383 889	36	231 040	125	949 670	7	20 852	20	38 880	416	3678 654
4	1 year upto 5 years	787	5586 655	150	1217 987	239	1650 183	956	1890 930	21	319 066	79	64 301	2 232	10729 122
5	>5 years	363	1466 487	114	238 229	278	85 346	1 164	2151 758	23	506 293	28	58 643	1 970	4506 756
	TOTAL	1542	13196 178	338	2818 378	594	2396 085	2 383	6826 099	56	850 628	152	341 409	5 065	26428 777

24. Claims settled and remaining unpaid for a period of more than six months as on 31.03.2020 NIL (Previous Year NIL). **25.**

(a) Corporation has put in place system of continuous reconciliation and monitoring of balances on an ongoing basis with persons/bodies carrying on insurance/reinsurance business. The Corporation has provided a cumulative provision of ₹ 7,799,829, thousand (P.Y. ₹ 6,563,788 thousand) for doubtful receivables.

(b) The balances of amount due to/from other persons/bodies carrying on insurance business and deposits held are subject to confirmation/reconciliation. Adjustments, if any, will be accounted for on receipt /confirmation/reconciliation of the same after due examination.

(c) The Corporation has also provided a provision on doubtful debts on sundry debtors outstanding for more than 1 year as on 31.03.2020 amounting to ₹ 22,958 thousand (Previous year NIL).

26. The Corporation is under process of reconciling the outstanding balances of Goods and Service Tax GST liability and assets as shown in the financial statements with the respective GST returns filed by the Corporation. The Corporation is under the process of reconciling the GST asset of ₹ 907,356 thousand and till date we have reconciled ₹ 418,591 thousand. Once the reconciliation is completed, Corporation would be accounting the subsequent impact if any, which is unascertainable as of now. The management is of the view that the same will be reconciled and claimed in the near future.

27. The Corporation has not provided for catastrophic reserves as IRDAI has not issued any guidelines in this respect.

28. (a) The details of URR adjustment in respect of Dubai, London & Malaysia BO are as under:

Year	Dubai BO	London BO	Malaysia BO
2019-20	₹ 2,232,260 thousand (excess provision by BO, reduced at HO)	₹ 1,334,310 thousand (Less provision by BO, increased at HO)	₹ 553,045 thousand (Less provision by BO, increased at HO)
2018-19	₹ 625,420 thousand (excess provision by BO, reduced at HO)d	₹ 739,880 thousand (Less provision by BO, increased at HO)	₹ 290,662 thousand (Less provision by BO, increased at HO)

(b) The impact due to change in provision for bad & doubtful debt policy (Refer Significant Accounting policy Point No 2.4 is ₹ 12,01,077 thousand (Previous year ₹ 11,32,258 thousand)

29. Life Reinsurance Business:

During the year, the Corporation has made a provision of ₹ 2,197,136 thousand (Previous Year made provision of ₹ 11,01,665 thousand) towards unexpired risk reserve for life business as determined by Life Appointed Actuary, as per IRDAI guidelines. (Excluding Re-takaful business).

30. (i) The estimate of claims Incurred but Not Reported [IBNR] claims have been certified by the Company's Appointed Actuary. The Appointed Actuary has certified to the Company that the assumptions used for such are appropriate and are in accordance with the requirements of the Insurance Regulatory and Development Authority of India [IRDAI] and Institute of Actuaries of India in concurrence with IRDAI.

The IBNR provision for Life Re business is certified by the Appointed Actuary – Life Re. The IBNR has been calculated using IRDAI (Assets, Liabilities, and Solvency Margin of General Insurance Business) Regulations, 2016 triangulation method for domestic business except for non-proportional business. For overseas business and domestic non-proportional business delay days method has been used.

31. (a) The details on account of revaluation included in the net Outstanding Loss Reserves (OSLR) at the end of the year are as under:

(₹ in thousand)

Class of Business	Amount
Fire	2278 329.63
Life	5 703.31
Marine	509 678.91
Miscellaneous	1047 611.46
Total	3841 323.31

- (b) Reference/Benchmark Exchange Rates:

(Amount in INR)

	Average INR Rate {April'19 to March'20}	Average INR Rate {April'18 to March'19}	Closing INR Rate {31.03.2020}	Closing INR Rate {31.03.2019}
AED	19.29003	19.00752	20.52657	18.83679
GBP	90.00969	91.69343	93.60422	90.15538
MYR	17.01329	17.14742	17.43121	16.95588
USD	70.84833	69.80952	75.39000	69.18000
EURO	78.76221	80.85886	83.27579	77.59229

32. Foreign Exchange Reserve Account is increased by ₹ 34,86,466 thousand (Previous year ₹ 898,593 thousand) consisting of the following:

S No.	Particulars	Current Year		Previous year	
		Debit	Credit	Debit	Credit
1	Net Investment in non-integral foreign operation of Holding company	-	₹ 3,486,466 thousand	-	₹ 898,593 thousand
2	Others	-	-	-	-
	Total	-	₹ 3,486,466 thousand	-	₹ 898,593 thousand

➤ HUMAN RESOURCES

33. Provision for Productivity Linked Lump-sum Incentive to the employees for the year ended 31st March 2020 is NIL (Previous Year ₹ 22,119 thousand).

34. Employees Benefits

The Corporation has classified the various benefits provided to employees as under:

(i) Pension Superannuation Scheme

(ii) Defined Benefit Plan

- (a) Leave Encashment
- (b) Gratuity
- (c) Provident Fund

(iii) Settlement Benefit

During the year Corporation has recognized the following amounts in the Profit and Loss Account based upon the actuary reports:

(₹ in thousand)

Particulars	Year ending 31 st March, 2020	Year ending 31 st March, 2019
Pension Superannuation Scheme (Employees' Pension Fund)	872 065	84 627
Leave Encashment (Earned leave and Sick Leave)	39 845	4 274
Gratuity (Employees Gratuity Fund)	67 732	105 722
Provident Fund (Employees Provident Fund)	0	0
Settlement Benefit	3 939	1 585

A) Change in the Present Value of Obligation

(₹ in thousand)

Particulars	Pension		Gratuity		Leave Salary*		Settlement	
	31/03/2020	31/03/2019	31/03/2020	31/03/2019	31/03/2020	31/03/2019	31/03/2020	31/03/2019
Present Value of Obligation as 1 April	1979 342	1830 225	579 718	516 180	361 112	356 839	18 007	16 422
Interest Cost	140 378	136 664	39 631	39 139	27 865	27 333	1 286	1 258
Past Service Cost	0	0	0	0	0	0	0	0
Current Service Cost	41 564	33 011	26 400	24 015	19 405	18 161	394	722
Curtailment Cost/(Credit)	0	0	0	0	0	0	0	0
Settlement Cost/(Credit)	0	0	0	0	0	0	0	0
Benefit Paid	(345 345)	(92 196)	(49 311)	(10 450)	0	0	0	0
Actuarial (Gain)/Loss on Obligation	858 940	71 638	8 135	10 834	(7 426)	(41 222)	2 260	(394)
Present Value of Obligation at 31 st March	2674 879	1979 342	604 572	579 718	400 957	361 112	21 946	18 007

*Earned Leave + Sick Leave

B) Change in the Fair value of Plan Assets

(₹ in thousand)

Particulars	Pension		Gratuity		Leave Salary		Settlement	
	31/03/2020	31/03/2019	31/03/2020	31/03/2019	31/03/2020	31/03/2019	31/03/2020	31/03/2019
Fair Value of Plan Assets as at 1 April	1959 115	1730 841	552 235	505 998	0	0	0	0
Expected return on Plan Assets	173 156	160 612	39 062	42 345	0	0	0	0
Actuarial Gain/(Loss) on Obligation	(4 338)	(3 926)	(32 628)	(74 079)	0	0	0	0
Contribution	325 292	163 784	39 030	88 420	0	0	0	0
Benefit Paid	(345 345)	(92 196)	(49 312)	(10 450)	0	0	0	0
Fair Value of Plan Assets at 31 st March	2107 879	1959 115	548 387	552 235	0	0	0	0
Unpaid Amount	0	0	0	0	0	0	0	0
Fair Value of Plan (Net) Assets at 31 st March	2107 879	1959 115	548 387	552 235	0	0	0	0
Actual return	168 818	156 686	6 434	(31 734)	0	0	0	0

C) Reconciliation of Present Value of Defined Benefit Obligation and the Fair Value of Assets

(₹ in thousand)

Particulars	Pension		Gratuity		Leave Salary*		Settlement	
	31/03/2020	31/03/2019	31/03/2020	31/03/2019	31/03/2020	31/03/2019	31/03/2020	31/03/2019
Present Value of Obligation	2674 879	1979 342	604 572	579 718	400 957	361 112	21 946	18 007
Fair Value of Plan Assets	2107 879	1959 115	548 387	552 235	0	0	0	0
Unfunded Net Asset/ (Liability) Recognized in Balance Sheet	(567 000)	(20 228)	(56 185)	(27 483)	(400 957)	(361 112)	(21 946)	(18 007)

*Earned Leave + Sick Leave

D) Expenses recognized in the Profit and Loss Account

(₹ in thousand)

For year ending 31 st March 2020	Pension	Gratuity	Leave Salary*	Settlement
Current Service Cost	41 564	26 400	19 405	394
Interest Cost	140 378	39 631	27 865	1 286
Curtailment Cost/(Credit)	0	0	0	0
Settlement Cost/(Credit)	0	0	0	0
Expected Return on Plan Assets	(173 156)	(39 063)	0	0
Net actuarial (gains)/losses recognized in the period	863 278	40 763	(7 426)	2 260
Total Expenses recognized in the Profit & Loss A/c	872 065	67 732	39 845	3 939

*Earned Leave + Sick Leave

(₹ in thousand)

For year ending 31 st March 2019	Pension	Gratuity	Leave Salary*	Settlement
Current Service Cost	33 011	24 015	18 161	722
Interest Cost	136 664	39 139	27 333	1 258
Curtailment Cost/(Credit)	0	0	0	0
Settlement Cost/(Credit)	0	0	0	0
Expected Return on Plan Assets	(160 612)	(42 345)	0	0
Net actuarial (gains)/losses recognized in the period	75 564	84 913	(41 222)	(394)
Total Expenses recognized in the Profit & Loss A/c	84 627	105 722	4 274	1 585

*Earned Leave + Sick Leave

E) Plan Assets Appendix

(in %)

Particulars	Pension		Gratuity		Leave Salary*		Settlement	
	31/03/2020	31/03/2019	31/03/2020	31/03/2019	31/03/2020	31/03/2019	31/03/2020	31/03/2019
Government Securities {Central & State}	0	55.00	0	0.00	0	0.00	0.00	0.00
High quality Corporate Bonds	0	0.00	0	0.00	0	0.00	0.00	0.00
Others	100	45.00	100.0	100.00	0	0.00	0.00	0.00

*Earned Leave + Sick Leave

F) Actuarial Assumption

(in %)

Particulars	Pension		Gratuity		Leave Salary*		Settlement	
	31/03/2020	31/03/2019	31/03/2020	31/03/2019	31/03/2020	31/03/2019	31/03/2020	31/03/2019
Discount Rate	6.88	7.77	6.83	7.14	6.83	7.77	6.83	7.14
Expected return on assets	9.00	9.00	7.14	7.77	0	0	0	0.00
Salary Escalation	6.00	8.00	10.00	10.00	10.00	10.00	10.00	10.00
Attrition/ withdrawal Rate	2.00	2.00	3.00	3.00	3.00	3.00	3.00	3.00
Indian Assured Lives Mortality	2006-08	2006-08	2012-14	2006-08	2012-14	2006-08	2012-14	1994-96

*Earned Leave + Sick Leave

G) Other Disclosures**Pension***

(₹ in thousand)

Particulars	2019-20	2018-19	2017-18	2016-17	2015-16	2014-15
Experience Adjustment						
On obligation	858 940	71 638	117 366	123 995	103 224	16 205
On plan assets	4 338	3 926	(21 986)	(95 603)	4 448	(60 980)
Present Value of obligation	2674 879	1979 342	1830 225	1623 232	1414 830	1303 844
Fair Value of plan assets	2107 879	1959 115	1730 841	1578 306	1320 857	1272 735
Excess of obligation over plan assets	(567 000)	(20 228)	(99 384)	(44 926)	(93 972)	(31 109)

Gratuity

(₹ in thousand)

Particulars	2019-20	2018-19	2017-18	2016-17	2015-16	2014-15
Experience Adjustment						
On obligation	(1 805)	14 115	43 166	27 851	43 921	93 092
On plan assets	32 628	74 079	(54 996)	(2 721)	(35 455)	18 615
Present Value of obligation	604 572	579 718	516 180	429 740	371 197	301 229
Fair Value of plan assets	548 387	555 235	505 998	381 302	337 724	225 554
Excess of obligation over plan assets	(56 185)	(27 483)	(10 181)	(48 438)	(33 473)	(75 675)

Leave Salary

(₹ in thousand)

Particulars	2019-20	2018-19	2017-18	2016-17	2015-16	2014-15
Experience Adjustment						
On obligation	0	(43 982)	(18 137)	51 886	(37 199)	(43 100)
On plan assets	0	0	0	0	0	0
Present Value of obligation	400 957	361 112	356 839	332 028	245 182	227 340
Fair Value of plan assets	0	0	0	0	0	0
Excess of obligation over plan assets	400 957	361 112	356 839	332 028	245 182	227 340

Settlement

(₹ in thousand)

Particulars	2019-20	2018-19	2017-18	2016-17	2015-16	2014-15
Experience Adjustment						
On obligation	2,260	(394)	(618)	(537)	178	0
On plan assets	0	0	0	0	0	0
Present Value of obligation	21 946	18 007	16 422	15 216	14 024	12 195
Fair Value of plan assets	0	0	0	0	0	0
Excess of obligation over plan assets	21 946	18 007	16 422	15 216	14 024	12 195

*The Central Government, vide gazette Notification no. 1627 (E) dated 23/04/2019, have framed the General Insurance (Employees) Pension Amendment Scheme, 2019 to grant a final option to opt for the General Insurance (Employees) Pension Scheme 1995 to the various categories of employees/families of deceased employees. During the current quarter, eligible employees have opted for pension scheme and based on actuarial valuation we have provided for ₹ 567,000 thousand in the current year ended 31st March 2020.

Actuarial gain/loss has been charged to Profit and Loss Account.

➤ **SECRETARIAL**

35. During the previous Financial year 2018-19, the Corporation issued bonus equity shares in the ratio of 1:1 i.e. 1 (one) equity share of ₹ 5/- each (fully paid-up) for every 1 (one) existing equity share of ₹ 5/- each (fully paid up) to the Shareholders of the Corporation, in the month of July, 2018.

During the current financial year 2019-20, the Corporation has not issued any such bonus shares. As on 31st March 2020 and 31st March 2019, the Issued, Subscribed, Called-up and Paid-up Capital of the Corporation is ₹ 877,20,00,000/- comprising of ₹ 175,44,00,000 Equity shares of ₹ 5/- each.

Accordingly Earning Per Share, Book Value per share and Dividend per share is worked out for the previous years based on the increased number of shares.

36. Investment in Subsidiary & Associate Companies (As on 31st March 2020)

(₹ in thousand)

Sl. No.	Name of the company	Currency	No. of Shares	Face value	% Holding	Acquisition Cost
	Subsidiary Company					
1.	GIC Re South Africa Ltd.	ZAR	571,030,862	2 Zar	100%	6,042,192
2.	GIC Re, India, Corporate Member Ltd.	GBP	1	1 GBP	100%	2
3	GIC Perestrakhovanie LLC, Moscow	RUB	1	600,000,000 RUB	100%	670,235
	Total Subsidiary Investment					6,712,429

Sl. No.	Name of the company	Currency	No. of Shares	Face value	% Holding	Acquisition Cost
	Associate Company					
1.	Agriculture Ins. Co. of India Ltd	INR	70,000,000	10 INR	35%	700,000
2.	GIC Bhutan Re Ltd	Nu	13,000,000	10 Nu	26%	130,000
3.	India International Ins. Pte Ltd.	SGD	10,000,000	1 SGD	20%	29,479
	Total Associate Investments					859,479

Investment in Subsidiary & Associate Companies (As on 31st March 2019)

(₹ in thousand)

Sl. No.	Name of the company	Currency	No. of Shares	Face value	% Holding	Acquisition Cost
	Subsidiary Company					
1.	GIC Re South Africa Ltd.	Zar	571,030,862	2 Zar	100%	45,20,723
2.	GIC Re India Corporate Member Ltd.	GBP	1	1 GBP	100%	2
	Total Subsidiary Investments					45,20,725
	Associate Company					
1.	Agriculture Ins. Co. of India Ltd	INR	70,000,000	10 INR	35%	700,000
2.	GIC Bhutan Re Ltd	Nu	13,000,000	10 Nu	26%	130,000.
3.	India International Ins. Pte Ltd.	SGD	10,000,000	1 SGD	20%	29,479
	Total Associate Investments					859,479

37. (i) Related party Disclosures as per Accounting Standard - 18 "Related Party Transaction" issued by ICAI:

(a) Subsidiary Company:

- GIC Re South Africa Ltd., Johannesburg, S.A.
- GIC Re India Corporate Member Limited, London, U.K.
- GIC Perestrakhovanie LLC.

The Board of GIC Re in its meeting dated 6th June 2016 authorized GIC Re to upgrade Moscow Representative Office into a business underwriting office by establishing a wholly owned subsidiary in Russia and approved the requisite capital. During the current financial year GIC Re Moscow Representative Office has been converted to our subsidiary after obtaining necessary approvals on 30th January 2020.

(b) Associate Company:

- India International Insurance Pte. Limited, Singapore
- Agriculture Insurance Company of India Limited, New Delhi, India
- GIC Bhutan Re Ltd, Bhutan

Nature and volume of transactions: With (a&b) above

(ii) Statement showing Related party disclosures as per AS-18 of ICAI

(a) Subsidiaries

(₹ in thousand)

Period	GIC Re South Africa Ltd. Johannesburg, S.A.		GIC Re India Corporate Member, Ltd., London, U.K	
	2019-20	2018-19	2019-20	2018-19
Premium Accepted	274,156	1,243,185	2,609,741	3,977,906
Premium Ceded	-	-	-	-
Net Premium	274,156	1,243,185	2,609,741	3,977,906
Commission Paid	78,454	395,782	44,135	1,712,426
Commission Recovered	-	-	-	-
Net Commission	78,454	395,782	44,135	1,712,426
Claims Paid	1,257,255	2,264,604	(182,741)	3,900,756
Claims Recovered	-	-	-	-
Net Claims	1,257,255	2,264,604	(182,741)	3,900,756
Balance as on 31st March (-) indicates amount payable by GIC	-	-	-	-

(b) Associates

(₹ in thousand)

Period	Agriculture Ins. Co. Ltd		India International Pte Ltd.		GIC-BHUTAN RE	
	2019-20	2018-19	2019-20	2018-19	2019-20	2018-19
Premium Accepted	44,806,498	38,487,907	316,190	70,352	62,846	12,626
Premium Ceded	(6,134)	(7,173)	2,790	2,538	-	-
Net Premium	44,812,632	38,495,080	313,400	67,813	62,846	12,626
Commission Paid	1,994,356	1,988,526	52,982	14,790	-	-
Commission Recovered	(4)	1,736	-	-	-	-
Net Commission	1,994,360	1,986,790	52,982	14,790	-	-
Claims Paid	36,751,768	45,413,335	155,717	23,360	-	-
Claims Recovered	0	46,170	-	-	-	-
Net Claims	36,751,768	45,367,165	155,717	23,360	-	-
Balance as on 31st March (-) indicates amount payable by GIC	-	-	-	-	62,846	-

38. (i) Key Management Personnel: F.Y 2019-20

Sl. No.	Designation	Name
1	Chief Executive officer	Shri Devesh Srivastava (W.e.f. 17.12.2019) Smt. Alice G. Vaidyan (Upto 31.07.2019)
2	Director, General Manager & Chief Finance Officer General Manager & Chief Finance Officer	Smt. Sashikala Muralidharan (Upto 30.11.2019) Smt. Suchita Gupta (W.e.f. 01.12.2019)
3	Director, General Manager & Chief Underwriting Officer General Manager & Chief Underwriting Officer	Smt. Usha Ramaswamy (Upto 31.10.2019) Smt. Reena Bhatnagar (W.e.f. 19.11.2019)
4	General Manager & Chief Marketing Officer General Manager & Chief Marketing Officer	Shri Deepak Godbole (upto 07.07.2019) Shri Deepak Prasad (W.e.f. 19.11.2019)
5	General Manager & Chief Investment Officer	Shri S.N. More
6	General Manager, Chief of Internal Audit & Financial Advisor	Smt. Reena Bhatnagar (Upto 18.11.2019) Smt. Madhulika Bhaskar (W.e.f. 19.11.2019)
7	General Manager & Chief Risk Officer	Smt. Madhulika Bhaskar
8	General Manager, Company Secretary & Chief Compliance Officer	Smt. Suchita Gupta
9	Appointed Actuary (Life Insurance) Consulting Actuary (Non-Life Insurance) Appointed Actuary (Non-Life Insurance)	Shri Ajai Kumar Tripathi (Upto 29.11.2019) Shri Sateesh N. Bhat (W.e.f. 19.11.2019 and upto 19.01.2020) Shri Sateesh N. Bhat (W.e.f. 20.01.2020)
10	General Manager General Manager General Manager	Shri Devesh Srivastava (Upto 16.12.2019) Shri Deepak Prasad Shri Satyajit Tripathy (W.e.f. 24.05.2019)

(ii) Details of Key Managerial Personnel Remuneration for the year ended 31.03.2020 is as follows: (₹ in thousand)

Sl.No	Designation	Name	Gross Salary	Corp.'s PF.	House Perquisite	Loan Perquisite	Vehicle Perquisite	LTS perquisite	Other Perquisite
1	Chief Executive officer	Shri Devesh Srivastava (W.e.f. 17.12.2019)	886.14	71.56	106.30	0	6.30	0	177.68
		Smt. Alice G. Vaidyan (Upto 31.07.2019)	1,065.85	89.76	133.19	0	32.40	0	311.08

Sl.No	Designation	Name	Gross Salary	Corp./s PF.	House Perquisite	Loan Perquisite	Vehicle Perquisite	LTS perquisite	Other Perquisite
2	Director, General Manager & Chief Finance Officer	Smt. Sashikala Muralidharan (Upto 30.11.2019)	1,864.03	99.97	176.20	0	21.60	0	116.30
	General Manager & Chief Finance Officer	Smt. Suchita Gupta (W.e.f. 01.12.2019)	851.38	47.80	72.50	0	10.80	0	102.32
3	Director, General Manager & Chief Underwriting Officer	Smt. Usha Ramaswamy (Upto 31.10.2019)	1,354.65	81.76	119.36	55.23	18.90	0	70.12
	General Manager & Chief Underwriting Officer	Smt. Reena Bhatnagar (W.e.f. 19.11.2019)	1,025.68	55.70	90.39	0.88	11.88	0	86.87
4	General Manager & Chief Marketing Officer	Shri Deepak Godbole (Upto 07.07.2019)	609.10	36.94	53.61	0	21.60	0	0
	General Manager & Chief Marketing Officer	Shri Deepak Prasad (W.e.f. 19.11.2019)	1,205.30	54.02	97.20	0	11.88	0	120.27
5	General Manager & Chief Investment Officer	Shri S.N. More	2,519.92	142.11	225.01	25.86	32.40	99.10	128.91
6	General Manager, Chief of Internal Audit & Financial Advisor	Smt. Reena Bhatnagar (Upto 18.11.2019)	1,719.39	93.93	161.03	1.51	20.52	0	11.97
		Smt. Madhulika Bhaskar (W.e.f. 19.11.2019)	1,240.99	63.60	110.46	0	14.58	0	204.55
7	General Manager & Chief Risk Officer	Smt. Madhulika Bhaskar	2,508.62	139.69	220.97	0	32.40	0	172.70
8	General Manager & Chief Compliance Officer	Smt. Suchita Gupta	2,423.34	142.11	209.56	0	32.40	0	211.64

Sl.No	Designation	Name	Gross Salary	Corp's P.F.	House Perquisite	Loan Perquisite	Vehicle Perquisite	LTS perquisite	Other Perquisite
9	Appointed Actuary (Life Insurance)*	Shri Ajai Kumar Tripathi (Upto 29.11.2019)	3,332.00	0	0	0	0	0	0
10	Consulting Actuary (Non-Life Insurance)*	Shri Sateesh N. Bhat (W.e.f. 19.11.2019 and upto 19.01.2020)	1,237.94	0	0	0	0	0	0
11	Appointed Actuary (Non-Life Insurance)*	Shri Sateesh N. Bhat (W.e.f. 20.01.2020)	1,468.06	0	0	0	0	0	0
12	General Manager	Shri Devesh Srivastava (Upto 16.12.2019)	1,556.75	91.48	134.65	28.73	15.30	0	15.84
13	General Manager	Shri Deepak Prasad	2,718.84	145.05	229.56	20.52	32.40	0	139.27
14	General Manager	Shri Satyajit Tripathy (W.e.f. 24.05.2019)	2,101.42	115.96	186.09	30.70	27.70	0	149.09

*Professional fees

Details of Key Managerial Personnel Remuneration for the year ended 31.03.2019 is as follows:

(₹ in thousand)

Sl.No	Name	Designation	Gross Salary	Corp's P.F.	House Perquisite	Loan Perquisite	Vehicle Perquisite	LTS perquisite	Other Perquisite
1	Chief Executive Officer	Mrs. Alice G. Vaidyan	3,086.84	265.32	402.73	0.00	32.40	0.00	3.56
2	General Manager & Chief Finance Officer	Mr. V.C. Jain (up to 31.07.2018)	703.83	46.72	71.20	0.00	10.80	0.00	40.02
	Director, General Manger & Chief Finance Officer	Mrs. Sashikala Muralidharan (w.e.f. 01.08.2018)	1,553.13	98.67	142.30	0.58	14.40	0.00	67.74
3	Director, General Manger & Chief Underwriting Officer	Mrs. Usha Ramaswamy (w.e.f. 01.08.2018)	1,526.13	92.46	136.12	63.12	14.40	0.00	41.67

Sl. No	Name	Designation	Gross Salary	Corp.'s P.F.	House Perquisite	Loan Perquisite	Vehicle Perquisite	LTS perquisite	Other Perquisite
4	General Manager & Chief Marketing Officer	Mr. Pauly Sukumar N. (up to 30.06.2018)	518.48	34.06	52.43	0.00	8.10	0.00	324.13
		Mr. Deepak Godbole (W.e.f. 01.08.2018)	1,502.60	90.94	131.87	0.00	14.40	0.00	42.45
5	Appointed Actuary (General Insurance) *	Mrs. Priscilla Sinha (up to 31.12.2018)	5,940.90	0.00	0.00	0.00	0.00	0.00	0.00
6	Deputy General Manager & Chief Investment Officer	Mr. Uttam Kumar Sharma (from 22.01.2017 to 31.07.2018)	611.63	41.71	61.68	0.00	7.20	0.00	35.36
	General Manager & Chief Investment Officer	Mr. S.N. More (w.e.f. 01.08.2018)	1,575.35	93.00	143.69	0.00	0.00	0.00	217.26
7	General Manager, Chief of Internal Audit & Financial Advisor	Mr. D.R. Waghela (upto 31.05.2018)	350.26	23.90	34.75	0.00	5.40	0.00	24.07
		Mr. Devesh Srivastava (from 01.08.2018 up to 10.10.2018)	593.07	66.25	64.10	19.09	9.37	0.00	156.39
		Mrs. Reena Bhatnagar (w.e.f. 11.10.2018)	1,010.99	61.67	89.57	2.15	9.00	0.00	24.20
8	General Manager & Chief Risk Officer	Mrs. Madhulika Bhaskar	2,203.68	134.10	0.00	0.00	21.60	0.00	84.47
9	General Manager & Chief Compliance Officer	Mrs. Suchita Gupta	2,169.40	136.86	201.94	0.00	21.60	0.00	77.42
10	General Manager	Mr. Deepak Prasad (w.e.f 01.04.2018)	2,254.25	141.12	0.00	30.70	0.00	0.00	64.18

Sl.No	Name	Designation	Gross Salary	Corp's P.F.	House Perquisite	Loan Perquisite	Vehicle Perquisite	LTS perquisite	Other Perquisite
11	General Manager	Mr. Sushil Kumar (up to 31.12.2018)	1,754.39	105.77	171.31	53.25	24.30	0.00	334.44
12	Appointed Actuary (Life Insurance)*	Mr. Ajai Kumar Tripathi (w.e.f 20.11.2018)	1,753.33	0	0	0	0	0	0

*Professional fees

39. In terms of Para 9 of AS-18, no disclosure has been made in the financial statements of state-controlled enterprises as regards related party relationships with other state-controlled enterprises and transactions with such enterprises.

40. Proposed Dividend for the year 2019-20

In view of the amendment to AS 4 as per the Companies (Accounting Standards) Amendment Rules, 2016, the Corporation has not made any provision for Dividend in the Annual Accounts for the year 2019-20. The Corporation did not propose any dividend on equity shares for the year 2019-20 upon taking cognizance of IRDAI Circular no. IRDA/F&A/CIR/MISC/099/04/2020 dated 24th April 2020, urging the insurers to take a conscious call to refrain from dividend pay-outs from profits pertaining to the financial year ending 31st March 2020.

The Board of Directors of the Holding Company at their meeting dated 23rd May 2019 recommended a final dividend at the rate of ₹ 6.75 per equity share of face value of ₹ 5/- each out of the profits holding company for the financial year 2018-19 on present equity share of the Holding Company. The final dividend of ₹ 6.75/- per share was approved by the shareholders at the Annual General meeting on 27th August 2019 and an amount of ₹ 11,842,200 thousand was paid during the year FY 2019-20.

41. Details of the penalty payable by the Corporation during the year 2019-20 are given below:

Sl No.	Authority	Non-Compliance/ Violation	Amount in ₹ thousand		
			Penalty Awarded	Penalty Paid	Penalty Waived/Reduced
1	Insurance Regulatory and Development Authority of India	Nil	Nil	Nil	Nil
2	Service Tax/Goods & Services Tax Authorities	Nil	Nil	Nil	Nil
3	Income Tax Authorities	Nil	Nil	Nil	Nil
4	Any other Tax Authorities	Nil	Nil	Nil	Nil
5	Enforcement Directorate/Adjudicating Authority/Tribunal or any Authority under FEMA	Nil	Nil	Nil	Nil
6	Registrar of Companies/NCLT/CLB/ Department of Corporate Affairs or any Authority under Companies Act, 2013	Nil	Nil	Nil	Nil

SI No.	Authority	Non-Compliance/ Violation	Amount in ₹ thousand		
			Penalty Awarded	Penalty Paid	Penalty Waived/ Reduced
7	Penalty awarded by any Court/Tribunal for any matter including claim settlement but excluding compensation	Nil	Nil	Nil	Nil
8	Securities and Exchange Board of India	Nil	Nil	Nil	Nil
9	Competition Commission of India	Nil	Nil	Nil	Nil
10	Any other Central/State/Local Government/Statutory Authority	Nil	Nil	Nil	Nil

➤ **CORPORATE ACCOUNTS**

42. Earnings per Share (EPS) as per Accounting Standards 20 issued by ICAI:

	2019-20	2018-19
Profit after Tax	₹ (35,90,914) thousand	₹ 22,243,058 thousand
Number of equity shares	1,754,400,000	1,754,400,000
Nominal value of share	₹ 5/-	₹ 5/-
Basic and Diluted EPS	₹ (2.05)	₹ 12.68/-

Basic earnings per share are calculated by dividing the profit or loss after tax for the year attributable to equity shareholders by the weighted average number of equities shares outstanding during the year. For the purpose of calculating diluted earnings per share, the profit or loss after tax for the year attributable to equity shareholders and the weighted average number of shares outstanding during the year are adjusted for the effects of all dilutive potential equity shares which could have been issued on the conversion of all dilutive potential equity shares.

Potential equity shares are deemed to be dilutive only if their conversion to equity shares would decrease the net profit per share from continuing ordinary operations. Potential dilutive equity shares are deemed to be converted as at the beginning of the period unless they have been issued at a later date. The dilutive potential equity shares are adjusted for the proceeds receivable had the shares been actually issued at fair value. Dilutive potential equity shares are determined independently for each period presented.

The face value of equity share is consolidated from ₹ 1 to ₹ 5 per share. Accordingly, the Earning Per Share, Book Value per share and Dividend per share is based on the face value of ₹ 5 per share. During the Year ended 31.03.2019, the Corporation has issued bonus shares in the ratio of 1:1. Accordingly the Earning Per Share, Book Value per share and Dividend per share is based on the increased number of shares.

- 43.** The Holding Company's office premises are obtained on operating lease and are renewable / cancellable at mutual consent. There are no restrictions imposed by lease agreements. Lease terms are based on individual agreements. Significant leasing agreements are in respect of operating lease for premises. Aggregate lease rentals amounting to ₹ 32,543 thousand (Previous year ₹ 36,100 thousand) in respect of obligation under operating lease are charged to revenue account

As per AS-19 related to Lease, GIC Re is not required make any discloser under AS-19.

44 . Taxation**Disclosures as per Accounting Standard - 22 "Accounting for Taxes on Income":**

- (a) Deferred Tax assets are recognized if there is a reasonable certainty that they will be realized and are reviewed for the appropriateness of their respective carrying values at each balance sheet date. Deferred Tax asset on Business loss has been recognized and carried over by the company of amounting to ₹ 1,63,936.45 thousand owing to virtual certainty of availability of future taxable income to realize such asset.

The breakup of Net Deferred Tax Assets is as under:

(₹ in thousand)

Particulars	As on 31.03.2020		As on 31.03.2019	
	Deferred Tax		Deferred Tax	
	Assets	Liability	Assets	Liability
Timing difference on account of difference in WDV as per books & WDV as per Income Tax Act, 1961	-	103 388	-	114 054
Provision for Employees Benefits	147 779	-	140 209	-
Carry Forward Losses	163 936	-	-	-
Foreign Branches	-	472	-	593
Others	-	-	-	-
Total	311 716	103 860	140 209	114 647
Net Deferred Tax	207 856		25 562	

- (b) With insertion of new section 115BAA in the Income-tax Act 1961, an option is provided to domestic companies to avail the benefit of reduced corporate tax rate of 22%. Companies availing such benefit will not be required to compute book profit under section 115JB of the Act (MAT) and consequently shall not be eligible for claiming unutilized MAT credit. As GIC Re has total unutilized MAT credit of ₹ 1440,52,44 thousands as on 31.03.2020 which is eligible for set off for subsequent assessment years. Hence the Corporation has not opted for concessional tax rate under section 115BAA, for the year 2019-20.
- (c) It is GIC Re's consistent policy to offset the provision for taxation and advance tax for those Assessment Years where ITAT's decision is finalized. In case of AY 2010-11, ITAT decision was in the favour of Corporation, so the provision for taxation is squared off with Advance Tax amount. The excess provision made during that year is also reversed in the books ₹ 878,006 thousand. Further Additional provision has been created in this year for following assessment years:

Assessment year	Amount ₹ ('000)
A.Y. 2016-17	8 200
A.Y. 2017-18	39 271
A.Y. 2018-19	1 125
A.Y. 2019-20	32 924
A.Y. 2010-11 (reversed)	(878 006)
Net	(796 487)

45. During the year, the Group has reviewed its fixed assets for impairment. In the opinion of the management of the respective companies no provision for impairment loss is considered necessary.
46. The basis of apportionment of operating expenses to the Revenue Accounts has been stated in the Significant Accounting Policy No. 8.
- 47. Contingent Liabilities:**
- (a) Partly Paid-up investments NIL (Previous year NIL)
 - (b) Underwriting commitments outstanding NIL (Previous year NIL)
 - (c) Claims, other than Partly under policies not acknowledged as debts: ₹ 6,186 thousand (Previous year ₹ 11,000 thousand)
 - (d) Guarantees/LC given by or on behalf of the Corporation ₹ 33,439,903 thousand (Previous year ₹ 27,366,024 thousand)
 - (e) Statutory demand/liabilities in dispute - Income-tax demands disputed, not provided for ₹ 70,932,495 thousand (Previous year ₹ 29,930,036 thousand).

The Corporation has received Income Tax Demand Notice of ₹ 36,011,073/- thousand (previous year NIL) for the Assessment Year 2017-18 dated 30th May 2019, which the Corporation is contesting, and the matter is pending before the Commissioner of Income Tax (Appeal). Accordingly, the Corporation has disclosed the tax demand as addition in contingent liability as the case is still pending before Tax authority.

Year-wise break up as follows:

(₹ in thousand)

Sl No.	Assessment Year	Amount
1	2002-03	694 362
2	2003-04	757 312
3	2004-05	1879 038
4	2005-06	1849 956
5	2006-07	2669 404
6	2006-07	11 170
7	2007-08	3126 779
8	2008-09	3149 757
9	2009-10	1809 812
10	2010-11	2903 967
11	2011-12	240 140
12	2012-13	0
13	2013-14	136 902
14	2014-15	71 432
15	2015-16	5853 428
16	2016-17	9733 507
17	2017-18	36045 531
	Total	70932 495

- (f) The Corporation has received various show cause notices issued by GST/Service tax department during the current year amounting to ₹ 42,711,035 thousand ((previous year ₹ 12,680,709 thousand) and the Corporation is contesting the same with the authority. All other Contingent Liabilities have been disclosed as foot note in audited Standalone Balance Sheet

Year-wise break up as follows:

Financial Year	Figures in INR Thousands ('000)		
	Service Tax/ Interest demanded in SCN	Interest up to March 2020 on estimated basis	Total Liability + Estimated Interest
2011-12	482 927.45	775 594.71	1258 522.16
2012-13	590 537.27	841 831.10	1432 368.36
2013-14	487 175.11	606 312.78	1093 487.89
2014-15	1333 176.23	1313 940.73	2647 116.95
2015-16	1655 174.88	1233 822.73	2888 997.61
2016-17	10675 265.42	5612 906.84	16288 172.26
2017-18	7739 421.46	3410 396.80	11149 818.26
2017-18	4314 300.00	1638 252.00	5952 552.00
Grand Total	27277 977.80	15433 057.68	42711 035.48

- (g) Reinsurance obligations to the extent not provided for in the accounts NIL (Previous year NIL) in view of Significant Accounting Policy No. 2.2.
- (h) GIC has 193 legal matters pending before various courts and tribunals among which GIC is having contingent liability only in 3 matters and the contingent liability amount is estimated up to ₹ 390,634 thousand, previous year ₹ 390,634 thousand the rest of the matters are of negligible financial impact or nil impact.
- (i) Secretarial department

The stock exchanges have imposed fine of ₹ 1,086 thousand (including GST), previous year (NIL) for the delay in appointment of Woman Independent Director on the Board of the Corporation. The Corporation has approached the Ministry regarding the matter and Ministry has requested SEBI and SEBI in turn has advised the Corporation to approach the Stock Exchanges for waiver and condoning the delay. Accordingly, The Corporation has requested the stock exchanges vide our letter dated 17th April 2020 for waiver of fine and decision of stock exchanges are awaited.

48. Performance of Overseas Branches:

Current Year: 2019-20

(₹ in thousand)

	Dubai	Malaysia	London
Gross Premium	10068 287	14566 098	12271 177
Net Premium	9433 518	14242 595	8621 429

	Dubai	Malaysia	London
Earned Premium	11671 876	12163 284	8118 959
Incurred Claims	7316 359	10128 782	7191 112
Net Commission	2,417 160	4488 974	2082 167
Expenses of Management	230 984	54 710	136 412
Profit/(Loss) on Exchange	(60 241)	200 293	936 412
Underwriting Profit/(Loss)	1647 131	(2308 889)	(354 320)
Net Inv. Income in Rev. A/c	464 739.56	840 912.97	372 434.31
Revenue Profit/(Loss)	2111 870.74	(1467 976.43)	18 114.01

Previous Year: 2018-19

(₹ in thousand)

	Dubai	Malaysia	London
Gross Premium	18180 075	12562 882	9104 656
Net Premium	17669 835	12235 290	7158 722
Earned Premium	18712 093	11886 955	9136 787
Incurred Claims	17501 988	9404 858	5824 681
Net Commission	3989 797	4111 253	1933 565
Expenses of Management	272 761	49 232	121 061
Profit/(Loss) on Exchange	(132 999)	591 789	491 572
Underwriting Profit/(Loss)	(3185 451)	(1086 599)	1749 052
Net Inv. Income in Rev. A/c	376 305	338 073	212 040
Revenue Profit/(Loss)	(2809 146)	(748 527)	1961 092

➤ **GENERAL**

49. The Corporation generally makes payments to its creditors within a period of 45 days as stipulated in Micro, Small and Medium Enterprises Act 2006. The Corporation is in the process of identifying Micro, Small and Medium Enterprises as defined in above referred act. Hence relevant disclosures are not made. The Corporation has neither received any claims for interest nor provided any interest payable to Micro, Small and Medium Enterprises as required by aforesaid act.
50. During the year 2017-18, irregularities in acceptance of reinsurance contracts and short collection of premiums by an employee of the Corporation had been detected and was reported in the Notes forming part of the accounts.

With regard to the collection of shortfall premiums the recovery from the concerned broker has been made to the extent of USD 391,131 (INR 2,94,87,395). Recovery is being pursued for the balance amount of USD 121,835.15 (INR 91,85,151). The same is outstanding as on 31.03.2020.

51. Major Events occurring after Balance Sheet Date:**MATERIAL CHANGES AND COMMITMENTS AFFECTING THE FINANCIAL POSITION OF THE COMPANY**

Name of Insured	Cause of loss	DOL	Cedant	100% loss (INR crs.)	GIC's share of Gross loss (INR crs.)	GIC's share of Net loss (INR crs.)
M/s. Tagros Chemicals India (P) Ltd.	Fire	8 th April, 2020	United India Insurance Co. Ltd.	275.00	93.96	90.45

52. The Outbreak of COVID-19, declared as a global pandemic by the World Health Organisation (WHO) in March 2020, continue to spread across the world apart from relapse of infections reported in a few instances. The pandemic had significant impact on the Indian and world economies and is expected to continue for the near future.

The ongoing COVID-19 pandemic is a concern for reinsurers as the market will be exposed across many lines of business. However, the robust risk-adjusted capitalisation would ensure that reinsurers are in a good position to absorb any potential COVID-19 losses on both the underwriting and investment side of the balance sheet.

The Corporation prudently and with a conservative approach reviewed potential impact of Covid-19 on its operations and the management is confident that most of the business areas are not expected to have any major impact from Covid-19 related stress. The Corporation has made an additional provision of ₹ 6.70 Crore for Venture Capital Portfolio which is purely out of our judgmental call and "progressive" accounting practice of showing a true and fair picture.

53. The Corporation has prepared Cash flow statement adopting the indirect method.

54. Tax liabilities in respect of foreign operation, if any, is accounted on actual basis.

55. Prior period items have not been separately disclosed, as the amount is not material.

56. The summary of the financial statements of the Corporation for the last five years is as per Annexure I.

57. The Accounting Ratios of the Corporation are stated in Annexure II.

58. Figures relating to the previous year have been regrouped / rearranged, wherever necessary.

As per our report of even date

For J SINGH & ASSOCIATES

Chartered Accountants
Firm Regn No. 110266W

J SINGH

Partner
Membership No.: 042023

Mumbai

Dated: 24.06.2020

For D R MOHNOT & CO

Chartered Accountants
Firm Regn No. 001388C

D R MOHNOT

Partner
Membership No.: 070579

Jaipur

Devesh Srivastava

Chairman and Managing Director
(DIN: 08646006)

Atanu Kumar Das

Director
(DIN: 07758968)

Suchita Gupta

CS & CFO
(Membership Number: F8146)

**SUMMARY OF FINANCIAL STATEMENTS
FOR THE YEAR ENDED 31 MARCH 2020**
Annexure - I

(₹ in Lakh)

Particulars	2019-20	2018-19	2017-18	2016-17	2015-16
OPERATING RESULTS					
1 Gross Premium	51 03 013	44 23 800	41 79 937	33 58 544	18 43 581
2 <i>Net Premium Income</i>	46 65 541	38 99 597	37 63 446	30 17 456	16 37 478
3 Income from investments (net)	5 55 861	4 63 267	3 83 087	3 05 265	2 80 272
4 Profit on Exchange Fluctuation	42 403	21 618	(5 333)	(3 083)	15 657
5 Total Income	52 63 805	43 84 482	41 41 200	33 19 638	19 33 407
6 Commissions (Net) (Including Brokerage)	7 50 835	6 10 543	6 37 015	5 40 440	3 49 036
7 Operating Expenses	37 301	25 606	21 644	23 973	18 070
8 Net Incurred Claims	43 03 586	33 73 995	32 95 355	21 64 641	12 89 986
9 Change in Unexpired Risk Reserve	2 50 998	1 31 689	(46 160)	3 45 966	1 20 195
9a Premium Deficiency	1 942	529	0	0	(5 846)
10 Operating Profit/loss	(80 857)	2 42 120	2 33 346	2 44 618	1 61 966
NON-OPERATING RESULT					
11 Total Income under Shareholders account (Net)	36 260	1 01 262	1 33 480	1 17 768	1 33 685
12 Profit/(loss) before tax	(44 597)	3 43 382	3 66 826	3 62 386	2 95 651
13 Provision for tax	(8 688)	1 20 952	43 467	49 619	10 812
14 Profit/(loss) after tax	(35 909)	2 22 430	3 23 359	3 12 767	2 84 839
MISCELLANEOUS					
15 <i>Policy holders Account:</i>					
Total funds	72 82 968	58 50 031	52 82 186	41 68 187	29 55 589
Total Investments	52 82 204	57 07 520	50 67 540	42 92 479	36 60 366
Yield on Investments (%)	12.16	12.18	12.00	12.35	12.91

(₹ in Lakh)

Particulars	2019-20	2018-19	2017-18	2016-17	2015-16
16 <i>Shareholders Account:</i>					
Total funds	20 52 945	22 33 442	21 52 592	17 94 663	14 82 996
Total Investments	15 70 378	22 53 774	21 24 617	21 82 014	17 83 231
Yield on Investments (%)	12.16	12.18	12.00	12.35	12.91
17 Paid-up equity Capital	87 720	87 720	43 860	43 000	43 000
18 Net worth	20 52 945	22 33 442	21 52 592	17 94 663	14 82 996
19 Total assets	1 16 19 620	1 18 88 357	1 09 67 239	94 94 862	79 73 258
20 Yield on total investments (%)	12.16	12.18	12.00	12.35	12.91
21 Earnings per share ₹ (Un-Annualised)*	(2.05)	12.68	18.64	18.18	16.55
22 Book Value per share ₹*	117.02	127.31	122.70	104.34	86.22
23 Total Dividend	1 18 422	1 18 422	1 00 200	0	86 000
24 Dividend per share ₹*	6.75	6.75	5.83	-	5.00

*The face value of equity share is consolidated from ₹ 1 to ₹ 5 per share. Accordingly the Earning Per Share, Book Value per share and Dividend per share is based on the face value of ₹ 5 per share. During the Year ended 31.03.2019, the Corporation has issued bonus shares in the ratio of 1:1. Accordingly the Earning Per Share, Book Value per share and Dividend per share is based on the increased number of shares.

As per our report of even date

For J SINGH & ASSOCIATES

Chartered Accountants
Firm Regn No. 110266W

J SINGH

Partner
Membership No.: 042023

Mumbai

Dated: 24.06.2020

For D R MOHNOT & CO

Chartered Accountants
Firm Regn No. 001388C

D R MOHNOT

Partner
Membership No.: 070579

Jaipur

Devesh Srivastava

Chairman and Managing Director
(DIN: 08646006)

Atanu Kumar Das

Director
(DIN: 07758968)

Suchita Gupta

CS & CFO
(Membership Number: F8146)

RATIOS FOR NON-LIFE COMPANIES

Annexure - II

Performance Ratio	Ratio/Percentage			
	Current Year Ending		Previous Year Ending	
	31.03.2020		31.03.2019	
	Domestic	Foreign	Domestic	Foreign
	Total		Total	
1 Gross Premium Growth Rate (segment wise) (Gross premium for the current year divided by the gross premium for the previous year)				
Fire Insurance	43.90	1.70	(4.60)	7.90
Motor Insurance	3.50	45.30	7.00	(5.80)
Aviation Insurance	65.80	35.30	39.10	52.90
Engineering insurance	20.60	17.40	14.80	(7.00)
W.C.	(8.60)	(98.40)	48.70	21.80
Liability	(5.10)	46.00	28.40	140.30
PA	(1.20)	51.60	9.60	59.80
Health	24.60	(77.40)	(2.20)	(5.70)
Agriculture	14.50	78.60	1.20	-
Other Miscellaneous Insurance	(7.60)	(33.10)	219.70	(36.90)
FL/Credit	(22.00)	11.80	3.50	270.80
Marine Cargo	34.40	68.80	18.70	177.70
Marine Hull	(12.00)	(3.00)	(13.70)	27.10
Life	70.30	130	18.10	169.50
2 Gross Premium to Net worth ratio: (Gross premium for the current year divided by paid up capital and free reserves)	248.60		198.10	
3 Growth rate of Net Worth (Net worth as at the current balancesheet date divided by Net worth as at the previous balance sheet date)	(8.10)		3.80	
4 Net retention ratio (segment wise) (Net premium divided by gross premium)				
Fire Insurance	80.70	88.50	59.80	88.00

RATIOS FOR NON-LIFE COMPANIES

Annexure - II

Performance Ratio	Ratio/Percentage			
	Current Year Ending		Previous Year Ending	
	31.03.2020		31.03.2019	
	Domestic	Foreign	Domestic	Foreign
	Total		Total	
Motor Insurance	100.00	100.00	100.00	100.00
Aviation Insurance	88.80	75.90	56.70	81.50
Engineering insurance	81.10	100.00	72.60	100.00
W.C.	100.00	100.00	100.00	100.00
Liability	87.00	100.00	55.00	100.00
PA	100.00	100.00	99.90	100.00
Health	99.20	100.00	99.30	100.00
Agriculture	89.90	100.10	85.50	100.20
Other Miscellaneous Insurance	79.80	100.00	84.50	100.00
FL/Credit	99.80	100.00	98.60	97.40
Marine Cargo	92.50	88.90	82.30	83.70
Marine Hull	39.30	85.70	43.90	86.00
Life	94.20	94.90	92.20	100.00
5 Net commission ratio (segment wise) (Commission paid net of reinsurance commission divided by net written premium for that segment)				
Fire Insurance	29.10	28.40	24.90	27.80
Motor Insurance	15.00	24.10	11.90	23.30
Aviation Insurance	11.60	21.00	11.30	22.60
Engineering insurance	10.30	32.30	21.40	32.80
W.C.	14.80	(27.00)	17.40	33.20
Liability	16.00	24.50	13.40	25.00
PA	23.50	37.20	17.90	36.00
Health	13.20	7.90	15.80	16.10

RATIOS FOR NON-LIFE COMPANIES

Annexure - II

Performance Ratio	Ratio/Percentage			
	Current Year Ending		Previous Year Ending	
	31.03.2020		31.03.2019	
	Domestic	Foreign	Domestic	Foreign
	Total		Total	
Agriculture	4.90	25.10	5.20	26.30
Other Miscellaneous Insurance	13.90	36.10	18.40	32.90
FL/Credit	17.50	35.10	16.30	36.10
Marine Cargo	12.10	19.00	14.10	24.60
Marine Hull	5.80	23.10	27.70	18.40
Life	0.10	8.90	0.80	8.40
6 Expenses of management to gross premium ratio (Expenses of management divided by Gross premium)	0.70		0.60	
7 Expenses of management to Net written premium ratio (Expenses of management divided by Net written premium)	0.80		0.70	
8 Net Incurred Claims to Net Earned Premium	97.50		89.50	
9 Combined ratio : (Net Incurred Claims divided by Net Earned Premium plus expenses of management (including net commission) divided by Net written premium)	114.38		105.86	
10 Technical reserves to net premium ratio: (Reserve for unexpired risks plus premium deficiency reserve plus reserve for outstanding claims (including IBNR and IBNER divided by net premium) (All on net basis)	156.10		150.00	
11 Underwriting balance ratio:	(13.65)		(5.67)	
12 Operating profit ratio: (Underwriting profit/ loss plus investment income divided by net premium)	(1.70)		6.20	

RATIOS FOR NON-LIFE COMPANIES

Annexure - II

Performance Ratio	Ratio/Percentage			
	Current Year Ending		Previous Year Ending	
	31.03.2020		31.03.2019	
	Domestic	Foreign	Domestic	Foreign
	Total		Total	
13 Liquid assets to liabilities ratio: (Liquid assets (Short Term Investments (Schedule 8) plus Short Term Loans (Schedule 9) plus Cash & Bank Balances (Schedule 11)) of the insurer divided by policyholders liabilities (to be discharged within 12 months) (claims outstanding (Schedule 13) plus reserve for unexpired risk and Premium Deficiency (Schedule 14))	30.27		31.85	
14 Net earnings ratio: (Profit after tax divided by net premium)	(0.77)		5.70	
15 Return on net worth (Annualised) (Profit after tax divided by net worth)	(1.75)		9.96	
16 Available Solvency Margin (ASM) to Required Solvency Margin (RSM) ratio (Ratio of Available Solvency Margin (ASM) at the end of the Quarter to the Required Solvency Margin (RSM) required to be maintained as per regulations.	1.53		2.06	
17 NPA ratio(Net)	0.63		1.12	

As per our report of even date

For J SINGH & ASSOCIATESChartered Accountants
Firm Regn No. 110266W**J SINGH**Partner
Membership No.: 042023

Mumbai

Dated: 24.06.2020

For D R MOHNOT & COChartered Accountants
Firm Regn No. 001388C**D R MOHNOT**Partner
Membership No.: 070579

Jaipur

Devesh SrivastavaChairman and Managing Director
(DIN: 08646006)**Atanu Kumar Das**Director
(DIN: 07758968)**Suchita Gupta**CS & CFO
(Membership Number: F8146)

**AUDITED STANDALONE CASH FLOW STATEMENT FOR THE YEAR ENDED 31 MARCH 2020
AS PER INDIRECT METHOD**

(₹ in thousand)

Particulars	31.03.2020	31.03.2019
A) CASH FLOW FROM OPERATING ACTIVITIES		
<i>Net Profit before taxation as per Profit & Loss A/c</i>	(4459 708)	34338 236
<i>Adjustments for:</i>		
Exchange - Loss/Gain charged	(5436 137)	(3007 466)
Provision for diminution in value of investment	2256 234	1618 482
Provision for doubtful loans, investments & Debts	9848 426	5814 939
Amortisation of Premium on Investment	315 009	304 671
Depreciation	178 125	139 898
- Profit/Loss on sale of Assets	3 547	199
Provision for Leave Encashment & Salary Arrears	596 474	(51 582)
Sundry Balances Written off/-back	0 7761 678	0 4819 141
<i>Operating Profit before working capital changes</i>	3301 970	39157 377
Changes in Unexpired Risk Reserves	25099 837	13168 870
Changes in Premium Deficiency Reserve	194 154	52 944
Changes in Provisions for Outstanding Claims	117999 770	43562 620
Changes in Income accrued on Investments	(157 359)	(1001 372)
Changes in Balances with Insurance Companies	(52609 498)	(14794 975)
Changes in Advance and Deposits	(136 314)	612 659
Changes in other Current Liabilities	(5110 133) 85280 457	2743 363 44344 109
<i>Cash generated from operations</i>	88582 427	83501 486
Income Tax Paid (Net)	(6336 525)	(13341 384)
<i>Net Cash from Operating Activities</i>	82245 902	70160 102
B) CASH FLOWS FROM INVESTING ACTIVITIES		
Purchase of Fixed Assets	(24 759)	(398 302)
Proceeds from sale of Fixed Assets	1 930	3 124
Foreign Currency Translation Reserve	3486 464	898 590

**AUDITED STANDALONE CASH FLOW STATEMENT FOR THE YEAR ENDED 31 MARCH 2020
AS PER INDIRECT METHOD**

(₹ in thousand)

Particulars	31.03.2020	31.03.2019
Changes in net Investments	(46810 436)	(72631 571)
<i>Net Cash used in Investing Activities</i>	<i>(43346 801)</i>	<i>(72128 159)</i>
C) CASH FLOWS FROM FINANCING ACTIVITIES		
Dividend Paid	(11842 200)	(11842 200)
Dividend Tax Paid	(2434 283)	(2434 283)
<i>Net Cash from Financing Activities</i>	<i>(14276 483)</i>	<i>(14276 483)</i>
D) Effect of Foreign Exchange on Cash & Cash equivalents(Net)	5436 137	3007 466
Net increase in Cash and Cash equivalents (A+B+C+D)	30058 755	(13237 074)
Cash and Cash equivalents at beginning of period	128479 085	141716 159
Cash and Cash equivalents at the end of period	158537 841	128479 085

As per our report of even date

For J SINGH & ASSOCIATES

Chartered Accountants
Firm Regn No. 110266W

For D R MOHNOT & CO

Chartered Accountants
Firm Regn No. 001388C

Devesh Srivastava

Chairman and Managing Director
(DIN: 08646006)

J SINGH

Partner
Membership No.: 042023

D R MOHNOT

Partner
Membership No.: 070579

Atanu Kumar Das

Director
(DIN: 07758968)

Suchita Gupta

CS & CFO
(Membership Number: F8146)

Mumbai
Dated: 24.06.2020

Jaipur

2019 - 20

I. Registration Details

Registration No.	16 133	State Code	11
Balance Sheet Date	31/03/2020		

II. Capital Raised During the year (Amount in ₹ thousand)

Public Issue	NIL	Right Issue	NIL
Bonus Issue	NIL	Private Placement	NIL

III. Position of Mobilisation and Deployment of Funds (Amount in ₹ thousand)

Total Liabilities	368193 787	Total Assets	368193 787
-------------------	------------	--------------	------------

Sources of Funds

Paid-up Capital	8772 000	Reserve & Surplus	210457 631
Secured Loans	NIL	Unsecured Loans	NIL
Deferred Taxation Liability	0	Fair Value Change Account	148964 156

Application of Funds

Net Fixed Assets	1808 060	Investment	687605 626
Net Current Assets	(321427 755)	Misc. Expenditure	NIL
Accumulated Losses	NIL	Deffered Tax Asset	207 856

IV. Performance of Company (Amount in ₹ thousand)

Turnover	518176 374	Total Expenditure	522484 847
Profit/Loss Before Tax	(4459 711)	Profit/Loss After Tax	(3590 914)
Earning per Share in (₹)	(2.05)	Dividend @ %	NIL

V. Generic Name of The Principal Products/Services of Company (as per Monetary terms)

Item Code No.	NOT APPLICABLE
Product Discription	REINSURANCE SERVICE

Performance Highlights

(₹ & \$ in '000)

	As on 31.03.2020		As on 31.03.2019	
	₹	\$	₹	\$
Gross Premium	510 301 292	6 768 819	442 379 951	6 394 622
Net Premium	466 554 105	6 188 541	389 959 707	5 636 885
Net Earned Premium	441 454 268	5 855 608	376 790 837	5 446 528
Net Claims	430 358 581	5 708 431	337 399 455	4 877 124
% to Earned Premium	97.5%	97.5%	89.5%	89.5%
Net Commission	75 083 497	995 934	61 054 292	882 543
% to Earned Premium	17.0%	17.0%	16.2%	16.2%
Operating Expenses and Other Outgo less Other Income	(510 199)	(6 767)	398 785	5 764
Premium Deficiency	194 154	2 575	52 944	765
Investment Income Less Expenses apportioned to Revenue a/c	55 586 059	737 313	46 326 733	669 655
Revenue Profit/Loss(-)	(8085 706)	(107 252)	24 212 094	349 987
Investment Income Less Expenses apportioned to P/L a/c	15 668 767	207 836	17 686 696	255 662
Other Income less Other Outgo	435 025	5 770	177 536	2 566
Res. for Doubtful Debts, Investment W/off & Amortisation of Prem.on Inv.	12 477 798	165 510	7 738 092	111 854
PROFIT BEFORE TAX	(4459 712)	(59 155)	34 338 234	496 361
Provision for tax including deferred tax	(868 797)	(11 524)	12 095 175	174 836
PROFIT AFTER TAX	(3590 915)	(47 631)	22 243 059	321 524
ASSETS:				
Investments	685 258 229	9 089 511	796 129 414	11 508 086
Loans	2 347 397	31 137	2 579 189	37 282
Fixed Assets	1 808 060	23 983	1 966 904	28 432
Deferred Tax Asset	207 856	2 757	25 562	369
Cash and Bank Balances	158 537 841	2 102 903	128 479 085	1 857 171
Advances and Other Assets	313 802 615	4 162 390	259 655 507	3 753 332
TOTAL ASSETS	1161 961 998	15 412 681	1188 835 661	17 184 673
LIABILITIES:				
Share Capital	8 772 000	116 355	8 772 000	126 800
Reserve and Surplus	210 457 631	2 791 586	224 838 561	3 250 051
Deferred Tax Liabilities	0	0	0	0
Fair Value Change Account	148 964 155	1 975 914	304 306 325	4 398 762
Current Liabilities & Provisions	793 768 211	10 528 826	650 918 775	9 409 060
TOTAL LIABILITIES	1161 961 998	15 412 681	1188 835 661	17 184 673

1 US\$ = ₹ 75.39 as on 31.03.2020

1 US\$ = ₹ 69.18 as on 31.03.2019

(Percentage relate to the net earned premium of the corresponding period)

Solely for the convenience of readers, performance highlights have been converted into United States Dollar

USD Exchange Rate

75.39

69.18



CONSOLIDATED FINANCIAL STATEMENTS (CFS) YEAR 2019-20

A: SUBSIDIARIES:

- (i) GIC Re South Africa Ltd.
- (ii) GIC Re, India, Corporate Member Ltd.
- (iii) GIC Perestrakhovanie LLC, Russia

B: ASSOCIATES:

- (i) Agriculture Insurance Company of India Ltd.
- (ii) GIC Bhutan Re Ltd.
- (iii) India International Insurance Pte. Ltd.

**To,
The Members of,
General Insurance Corporation of India,
Report on the Audit of Consolidated Financial Statements**

1. Opinion

We have audited the accompanying Consolidated Financial Statements of General Insurance Corporation of India ("the holding Company") and its subsidiaries ("the group") and its Associates which comprise the consolidated Balance Sheet as at March 31st 2020 the Consolidated Revenue Accounts , Consolidated Statement of Profit and Loss Account and the Consolidated Cash Flow statement for the year then ended, and Notes to the consolidated financial statements, including a summary of significant accounting policies and other explanatory information (Herein after referred to as "Consolidated Financial Statements).

In our opinion and to the best of our information and according to the explanations given to us the aforesaid consolidated financial statements give the information required in accordance with the requirements of the Insurance Act 1938 as amended by the Insurance Laws (Amendment) Act, 2015 ('the Insurance Act'), the Insurance Regulatory and Development Authority Act, 1999 ('the IRDAI Act'), the Insurance Regulatory and Development Authority (Preparation of Financial Statements and Auditor's Report of Insurance Companies) Regulations, 2002 ('the IRDAI Financial Statements Regulations), the Companies Act, 2013 ('the Act') including the Accounting Standard specified under section 133 of the Companies Act, 2013 read with Rule 7 of the Companies (Accounts) Rules, 2014 ('the Accounting Standards') to the extent applicable and in manner so required and give a true and fair view in conformity with the accounting principles generally accepted in India of the Consolidated state of affairs of the Group and its associates as at 31st March 2020 and their Consolidated Revenue accounts, Consolidated Profit and Loss Account and the Consolidated Cash Flow Statement for the year ended on that date.

2. Basis of Opinion

We conducted our Audit in accordance with the Standards on Auditing ('SA's') specified under section 143(10) of the Act and other applicable authoritative pronouncements issued by the Institute of Chartered Accountants of India ("ICAI"). Our responsibilities under those standards are further described in the Auditors Responsibilities for the Audit of Consolidated Financial Statements section of our report. We are independent of the Holding Company in accordance with the Code of Ethics issued by the ICAI together with the ethical requirements that are relevant to our Audit of the consolidated financial statements under the provisions of the Companies act, 2013 and the Rules thereunder; and we have fulfilled our other ethical responsibilities in accordance with the Code of Ethics. We believe that the audit evidence we have obtained is sufficient and appropriate to provide a basis for our opinion.

3. Emphasis of Matter

- a) We draw attention to Note No. 12, the reconciliation of Goods and Service tax Assets and Liability in the financial statements as on March 31st 2020 with the Outstanding Balances as per the respective returns is under process and its subsequent impact (If any) is presently unascertainable.
- b) We draw attention to Note No. 13, Balances due to/from entities carrying on Insurance business including reinsurance businesses are subject to confirmations and reconciliation, and as stated in the said note the consequential impact (If any) will be accounted after reconciliation.

- c) We draw attention to Significant Accounting Policy No. 1.7., of the consolidated financial statements, the impact on profit for the year or Assets and Liabilities due to deviation in Accounting Policies of the Corporation and its subsidiaries cannot be evaluated for the reason stated therein. As the impact thereof is not material our opinion is not modified in respect of this matter.
- d) We draw attention to Note No 18, to the consolidated financial results regarding the uncertainties arising out of the outbreak of COVID-19 pandemic and the assessment made by the management on its business and financials, for the year ended March 31, 2020, this assessment and the outcome of the pandemic is as made by the management and the same is dependent on the circumstances as they evolve in the subsequent periods.

Our opinion is not modified on the above matters.

4. Key Audit Matters

Key Audit Matters are those matters that, in our professional judgment, were of most significance in our audit of the financial statements of the current period. These matters were addressed in the context of our audit of the consolidated financial statements as a whole, and in forming our opinion thereon, and we do not provide a separate opinion on these matters. We have determined the matters below to be the key audit matters to be communicated in our report.

S.No.	Key Audit Matters	Auditor's response
1	Revenue Recognition: The Holding Company recognises reinsurance premium income based on the statement of accounts or closing statements received from the ceding companies. At the year end, estimates are made for the accounts not received based on the Estimated Premium Income (EPI) agreed upon by both the Holding Company and the Ceding Companies at the time of inception of the treaty or policy slip. Premium estimation is the differential of EPI and the booked premium for the year by the Holding Company. Estimation of Income can be right only if the factors involved are incorporated in the system and extracted correctly from the system.	Our audit procedures on revenue recognised included: Tested the design, implementation and operating effectiveness of key controls over Revenue Recognition. Verified Premium Estimation with the guidelines of the Holding Company and have performed test of controls, test of details and analytical review procedures on estimation of income. Verified EPI from the treaty or policy slip as the case may be and verified Actual Premium booked from Statement of Accounts or Closing statements received from the Cedants of the sample cases
2	Claim Provisioning: Insurance Claim is the major area of expense for the insurance company. Total claims incurred include paid claims, Outstanding Loss Reserve (OSLR) and Claims Incurred But Not (Enough) Reported (IBN(E)R). The Provision and payment of claims was considered to be one of the areas which required significant auditor attention and was one of the matter of most significance in the consolidated financial statements as the quantum involved is significant.	Verified operational guidelines of the Holding Company relating to claim processing, have performed test of controls, test of details and analytical review procedures on the outstanding claims. Verified the claim paid and provision on sample basis with payment proof and Preliminary Loss advice received from the Cedant Company and the same is further verified from the surveyor's report.

Sr. No.	Key Audit Matters	Auditor's response
		<p>For the claim cases which has been incurred but not reported and cases in which claim has been reported but not enough reported these cases has been captured by the actuary appointed by the Holding Company. The actuarial valuation of liability in respect of Claims Incurred but Not Reported (IBNR) and those Incurred but Not Enough Reported (IBNER) as at 31st March 2020, is as certified by the Holding Company's Appointed Actuary and we had verified the amounts and the related liability, based on such report.</p>
3	<p>Investments:</p> <p>The Holding Company's investments represents substantial portion of the assets as at March 31, 2020 which are valued in accordance with accounting policy framed as per the extent of the regulatory guidelines.</p> <p>Valuation of actively traded equity shares and ETFs is made on the closing price of NSE. If such security is not listed/ not traded on NSE on closing day, the closing price of BSE is considered.</p> <p>Valuation of thinly traded equity shares and unlisted shares as per policy adopted by the Holding Company. All debt securities including Government securities and Redeemable Preference shares have been measured at historical cost subject to amortization of premium paid over residual period. The valuation of these investments was considered to be one of the areas which required significant auditor attention and was one of the matter of most significance in the consolidated financial statements due to the materiality of the total value of investments to the financial statements.</p>	<p>Our audit procedures on Investment included the following:</p> <p>Tested the design, implementation and operating effectiveness of key controls over valuation process of investments.</p> <p>Assessed appropriateness of the valuation methodologies with reference to prudential norms of the Reserve Bank of India and IRDAI along with Holding Company's own valuation policy.</p> <p>Sample checks for actively traded equity shares, ETF's, debt securities, Redeemable Preference shares, ETF's etc., are performed by us to determine the correctness of the valuation of these investments.</p> <p>For other investments, tested whether the Holding Company has strictly complied with the policy</p>

5. "Information Other than the Financial Statements and Auditor's Report Thereon"

The Holding Company's Board of Directors is responsible for the other information. The other information comprises the information included in the Annual report, but does not include the consolidated financial statements and our auditor's report thereon. The Annual report is expected to be made available to us after the date of this auditor's report.

Our opinion on the consolidated financial statements does not cover the other information and we do not express any form of assurance conclusion thereon.

In connection with our audit of the Consolidated Financial Statements, our responsibility is to read the other information and, in doing so, consider whether the other information is materially inconsistent with the consolidated financial statements or our knowledge obtained during the course of our audit or otherwise appears to be materially misstated.

If, based on the work we have performed, we conclude that there is a material misstatement of this other information, we are required to communicate the matters to those charged with governance and determine the actions under the applicable laws and regulations.

6. Responsibilities of the management and those charged with governance for the financial statements

The Holding Company's Board of Directors is responsible for matters as stated in section 134(5) of the companies act, 2013 ("the Act") with respect to the preparation of these Consolidated Financial Statements that give a true and fair view of the consolidated financial position, Consolidated Financial Performance and Consolidated Cash flows of the group in accordance with the Insurance Act 1938 as amended by the Insurance Laws (Amendment) Act, 2015 ('the Insurance Act'), the Insurance Regulatory and Development Authority Act, 1999 ('the IRDAI Act'), the Insurance Regulatory and Development Authority (Preparation of Financial Statements and Auditor's Report of Insurance Companies) Regulations, 2002 ('the IRDAI Financial Statements Regulations'), the Companies Act, 2013 ('the Act') including the Accounting Standard specified under section 133 of the Companies Act, 2013 read with Rule 7 of the Companies (Accounts) Rules, 2014.

This responsibility of Board of Directors also includes maintenance of adequate accounting records in accordance with the provisions of the act for safeguarding of the assets of the company and for preventing and detecting frauds and other irregularities; selection and application of appropriate accounting policies; making judgments and estimates that are reasonable and prudent; and design, implementation and maintenance of adequate internal financial controls, that were operating effectively for ensuring the accuracy and completeness of the accounting records, relevant to the preparation & presentation of the financial statements that give a true and fair view and are free from material misstatements, whether due to fraud or error.

In preparing the Consolidated Financial Statements, management is responsible for assessing the ability of the Group's and associate's ability to continue as going concern, disclosing, as applicable, matters related to going concern and using the going concern basis of accounting unless management either intends to liquidate the company or to cease operations, as has no realistic alternative but to do so.

The Board of Directors of the Holding Company is also responsible for overseeing the group and its associate's financial reporting process.

7. Auditor's Responsibilities for the Audit of the Financial Statements

Our Objective are to obtain reasonable assurance about whether the Consolidated Financial Statements as a whole are free from Material Misstatements, whether due to fraud or error, and to issue an auditor's report that includes our opinion. Reasonable assurance is a high level of assurance, but is not a guarantee that an audit conducted in accordance with SA's will always detect a material Misstatements when it exists. Misstatements can arise from fraud or error and are considered material if, individually or in the aggregate, they could reasonably be expected to influence the economic decisions of users taken on the basis of these Consolidated Financial Statements.

As part of an audit in accordance with SA's, we exercise professional judgment and maintain professional skepticism throughout the audit.

We also:

- Identify and assess the risks of material misstatements of the consolidated financial statements, whether due to fraud and error, design and perform audit procedures responsive to those risks and obtain audit evidence that is sufficient

and appropriate to provide a basis for our opinion. The risk of not detecting a material misstatements resulting from fraud is higher than for one resulting from error, as fraud may involve collusion, forgery, intentional omissions, misrepresentation, or the override of internal controls.

- Obtain and understanding of internal control relevant to the audit in order to design audit procedures that are appropriate in the circumstances but not for the purpose of expressing an opinion on whether the company has in place and adequate internal financial control systems over financial reporting and the operating effectiveness of such controls.
- Evaluate the appropriateness of accounting policies used and the reasonableness of accounting estimates and related disclosures made by management.
- Conclude on the appropriateness of the management use of going concern basis of accounting and, based on audit evidence obtained, whether a material uncertainty exists related to events or conditions that may cast significant doubt on the Group and its associate's ability continue as a going concern. If we conclude that a material uncertainty exists, we are required to draw attention in our Auditor's report to the related disclosure in the financial statement or, if such disclosures are inadequate, to modify our opinion. Our conclusions are based on the audit evidence obtained up to the date of our auditors report. However, future events or condition may cause the Group to cease to continue as a going concern.
- Evaluate the overall presentation, structure and content of the consolidated financial statements, including the disclosures, and whether the financial statements represent the underlying transactions and events in a manner that achieves fair presentation.

Materiality is the magnitude of misstatements in the financial statements that individually or in aggregate, makes it probable that the economic decisions of a reasonably knowledgeable user of the financial statements may be influenced. We consider quantitative materiality and qualitative factors in (i) planning the scope of our audit work and in evaluating the results of our work; and (ii) to evaluate the effect of any identified misstatements in the consolidated financial statements.

We communicate with those charged with governance regarding, among other matters the planned scope and timing of the audit and significant audit findings, including any significant deficiencies in internal control that we identify during our audit.

We also provide those charged with governance with a statement that we have complied with the relevant ethical requirements regarding independence, and to communicate with them all relationships and other matters that may reasonably be thought to bear on our independence and where applicable, related safeguards.

From the matters communicated with those charged with governance, we determine those matters that were of most significance in the audit of consolidated financial statements of the current period and are therefore the Key Audit Matters. We describe these matters in our auditor's report unless law or regulation precludes public disclosure about the matter or when, in extremely rare circumstances, we determine that a matter should not be communicated in our report because the adverse consequences of doing so would reasonably be expected to outweigh the public interest benefits of such communication.

8. Other Matters:

- Incorporated in these consolidated financial statements are unaudited accounts of subsidiary GIC Re South Africa Ltd. whose financial statements reflect total assets (net) of ₹ 147,40,985 thousand as at 31st March 2020 and total revenues of ₹ 24,10,856 thousand for the year ended. The consolidated financials also include the Corporation's share of net profit of ₹ 801,038 thousand for the year ended 31st March 2020 of the Associate Company, Agriculture Insurance Company of India Ltd. which is based on the unaudited financials of the Associate company for the twelve months ended on 31st December 2019. We have relied on the unaudited financial statements of the above Subsidiary and Associate Company which has been consolidated on the basis of Management certified financial statements.

- b) We did not audit the financial statements of two subsidiaries, GIC Re India Corporate Member, London and GIC Perestrakhovanie LLC, Moscow whose financial statements reflect total assets (net) ₹ 209,91,031 thousand as at 31st March 2020 and total revenues Nil for the year ended on that date, as considered in the consolidated financial statements. The consolidated financial statements also include the Group's share of net profit/(loss) of ₹ 117,355 thousand for the year ended 31st March 2020, as considered in the consolidated financial statements, in respect of two associates, whose financial statements have not been audited by us. These financial statements have been audited by other auditors whose reports have been furnished to us by the Management and are considered for the purpose of consolidation.
- c) Our Opinion on the Consolidated Financial statements, in so far as it relates to the amounts and disclosures included in respect of these subsidiaries and associates, and our report in terms of sub-section (3) and (11) of section 143 of the Act, in so far as it relates the aforesaid subsidiaries and associates, based solely on the reports of the Management and other auditors.
- d) The actuarial valuation of liability in respect of Claims Incurred but not Reported (IBNR) and those Incurred but not Enough Reported (IBNER) as at March 31st 2020 of the holding company is as certified by the Holding Company's Appointed Actuary and our opinion in so far as it relates to the amounts and disclosures related to such liability, is based solely on such report.

Our Report is not modified in respect of the above matters.

9. Report on Other Legal and Regulatory Requirements

1. As required by Section 143 (3) of the Companies Act, 2013 and Insurance Regulatory and Development Authority (Preparation of Financial Statements and Auditor's Report of Insurance Companies) Regulations, 2002 and orders or direction issued by the Insurance Regulatory and Development Authority to the extent applicable, based on our audit, we report that:
 - a) We have sought and obtained all the information and explanations which to the best of our knowledge and belief were necessary for the purpose of our audit of the aforesaid consolidated financial statements.
 - b) In our opinion, proper books of account as required by law have been kept by the group and its associates and proper returns of both audited and unaudited subsidiaries and associates so far as it appears from our examination have been received, which were not visited by us.
 - c) The reports of the three foreign branches and one domestic branch and one foreign representative office on the accounts of the branch offices of the Holding Company audited/certified by the branch auditors under section 143(8) of the Act have been sent to us and have been properly dealt with by us in preparing this report of holding company in the manner considered necessary by us.
 - d) The Consolidated Balance Sheet, Consolidated Revenue Accounts, Consolidated Profit and Loss Account and Consolidated Cash Flow Statement dealt by this Report are in agreement with the books of accounts and with the returns received from the offices not visited by us.
 - e) The Actuarial valuation of liabilities of the holding company as on March 31st 2020 is duly certified by the appointed actuary of the holding Company including to the effect that the assumptions for such valuation are in accordance with the guidelines issued by the Institute of Actuaries of India to its members and has been forwarded to IRDAI.
 - f) The Consolidated Financial Statements have been drawn in accordance with the Insurance Act 1938, IRDAI Act, 1999 and the Act to the extent applicable except for the Cash Flow Statement, (Refer Note 20) which is prepared under indirect method, whereas IRDAI regulations require Cash Flow Statements to be prepared under Direct Method.
 - g) Investments of the Holding company have been valued in accordance with the provisions of the Insurance Act, the regulations and orders/directions issued by IRDAI in this regard.

- h) The Accounting policies selected by the holding company are appropriate and are in accordance with the applicable accounting standards and with the accounting principles, as prescribed in the IRDAI (Auditor's Report) Regulations, 2002 or any order or direction issued by IRDAI in this behalf, except for the matters as specified in the Note No. 1.7 and 1.8 of Significant accounting policies
- i) On the basis of written representations received from the directors of the holding company as on 31st March 2020 taken on record by the board of directors of the Holding Company, none of the directors of the holding company are disqualified as on 31st March 2020 from being appointed as a director in terms of section 164(2) of the Act. As stated in other matter paragraph we have not received Audit report of the Associate registered in India, hence we are unable to comment on the same.
- j) In our opinion the aforesaid consolidated financial statements comply with the Accounting Standards specified under section 133 of the Act, read with rule 7 of the Companies (Accounts) Rules, 2014 and Companies (Accounting Standards) Amendment Rules 2016, and also in conformity with the accounting principles prescribed in the IRDAI regulations, to the extent applicable to the group.
- k) With respect to the other matters to be included in the Auditor's Report in accordance with the requirements of section 197(16) of the Act, as amended, we report that the provisions of section 197 of the act are not applicable to the holding company vide notification No. GSSR 463(E) dated June 5th 2015. Hence reporting u/s 197 (16) of the Act is not required.
- l) With respect to the adequacy of the internal financial controls over financial reporting of the Group and the operating effectiveness of such controls, refer to our separate report in "Annexure A".
- m) As required under section 143(5) of the Companies Act, 2013 based on our audit as aforesaid, we enclose herewith, as per Annexure "B", the directions including the additional directions issued by Comptroller and Auditor General of India, action taken thereon and the financial impact on the accounts and the consolidated financial statements of the Holding Company.
- n) With respect to the other matters to be included in the Auditor's Report in accordance with Rule 11 of the Companies (Audit & Auditors) Rules 2014, in our opinion and to the best of our information and according to the explanations given to us:
- The Group has disclosed the impact of pending Litigations on its financial position in Note 16 to the Consolidated financial statements;
 - Provisions has been made as on March 31st 2020 in the Consolidated Financial Statements, as required under the applicable law or accounting standards, for material foreseeable losses, if any, on long term contracts. There were no derivative contracts as on March 31st 2020.
 - There were no amounts which were required to be transferred to the Investor Education and Protection Fund by the Group.

For J SINGH & ASSOCIATES
Chartered Accountants
FRN: 110266W

J SINGH
(PARTNER)
M. No.: 042023
UDIN: 20042023AAAACI8820

Place: Mumbai
 Date : 24th June, 2020

For D R MOHNOT & CO
Chartered Accountants
FRN: 001388C

D R MOHNOT
(PARTNER)
M. No.: 070579
UDIN: 20070579AAAAEB7692

Place: Jaipur
 Date: 24th June, 2020

(Referred to in paragraph '9(1)(I)' of "Report on Other Legal and Regulatory Requirements" section of the Independent Auditors' Report of even date to the members of General Insurance Corporation of India on the consolidated financial statements for the year ended March 31, 2020)

Report on the Internal Financial Controls under Clause (i) of Sub-section 3 of Section 143 of the Companies Act, 2013 ("the Act")

In Conjunction with our Audit of the Consolidated Financial Statements of the Corporation as of and for the year ended March 31st 2020 we have audited the internal financial controls over financial reporting of General Insurance Corporation of India ("the Holding Company") and its Associate Incorporated in India, as of that date.

Management's Responsibility for Internal Financial Controls

The Respective Board of Directors of the Holding Company and its Associate to whom reporting under clause (i) of sub section 3 of Section 143 of the Act in respect of the adequacy of the internal financial controls over financial reporting is applicable, which are companies incorporated in India are responsible for establishing and maintaining internal financial controls based on the internal control over financial reporting criteria established by the Corporation considering the essential components of internal control stated in the Guidance Note on Audit of Internal Financial Controls over Financial Reporting issued by the Institute of Chartered Accountants of India ('ICAI'). These responsibilities include the design, implementation and maintenance of adequate internal financial controls that were operating effectively for ensuring the orderly and efficient conduct of its business, including adherence to Corporation's policies, the safeguarding of its assets, the prevention and detection of frauds and errors, the accuracy and completeness of the accounting records, and the timely preparation of reliable financial information, as required under the Companies Act, 2013.

Auditors' Responsibility

Our responsibility is to express an opinion on the Corporation's internal financial controls over financial reporting based on our audit. We conducted our audit in accordance with the Guidance Note on Audit of Internal Financial Controls over Financial Reporting (the "Guidance Note") and the Standards on Auditing, issued by ICAI and deemed to be prescribed under section 143(10) of the Companies Act, 2013, to the extent applicable to an audit of internal financial controls, both applicable to an audit of Internal Financial Controls and, both issued by the Institute of Chartered Accountants of India.

Those Standards and the Guidance Note require that we comply with ethical requirements and plan and perform the audit to obtain reasonable assurance about whether adequate internal financial controls over financial reporting was established and maintained and if such controls operated effectively in all material respects.

Our audit involves performing procedures to obtain audit evidence about the adequacy of the internal financial controls system over financial reporting and their operating effectiveness. Our audit of internal financial controls over financial reporting included obtaining an understanding of internal financial controls over financial reporting, assessing the risk that a material weakness exists, and testing and evaluating the design and operating effectiveness of internal control based on the assessed risk. The procedures selected depend on the auditor's judgment, including the assessment of the risks of material misstatement of the financial statements, whether due to fraud or error. Commensurate to the size and nature of the business, we believe that the audit evidence we have obtained is sufficient and appropriate to provide a basis for our audit opinion on the Corporation's internal financial controls system over financial reporting.

Meaning of Internal Financial Controls over Financial Reporting

A Corporation's internal financial control over financial reporting is a process designed to provide reasonable assurance regarding the reliability of financial reporting and the preparation of financial statements for external purposes in accordance with generally accepted accounting principles. A Corporation's internal financial control over financial reporting includes those policies and procedures that (1) pertain to the maintenance of records that, in reasonable detail, accurately and fairly reflect

the transactions and dispositions of the assets of the Corporation; (2) provide reasonable assurance that transactions are recorded as necessary to permit preparation of financial statements in accordance with generally accepted accounting principles and that receipts and expenditures of the Corporation are being made only in accordance with authorizations of management and directors of the Corporation; and (3) provide reasonable assurance regarding prevention or timely detection of unauthorised acquisition, use, or disposition of the Corporation's assets that could have a material effect on the financial statements.

Inherent Limitations of Internal Financial Controls over Financial Reporting

Because of the inherent limitations of internal financial controls over financial reporting, including the possibility of collusion or improper management override of controls, material misstatements due to error or fraud may occur and not be detected. Also, projections of any evaluation of the internal financial controls over financial reporting to future periods are subject to the risk that the internal financial control over financial reporting may become inadequate because of changes in conditions, or that the degree of compliance with the policies or procedures may deteriorate.

Other Matters

1. As per the information and explanations provided by the management, the financial statements of the Associate Company incorporated in India have not been audited till the date of our Audit on the consolidated financial statements of the Group, hence we are unable to comment on the adequacy of internal financial controls system over financial reporting of the associate. However, the associate is not a material component of the group; hence we have not qualified our opinion on this matter.
2. The actuarial valuation of policy liabilities has been duly certified by the Appointed Actuary as per the regulations, and has been relied upon by us, as mentioned in Para 8 and 9 of our audit report on the consolidated financial statements for the year ended March 31, 2020. Accordingly, our opinion on the internal financial controls over financial reporting does not include reporting on the operating effectiveness of the management's internal controls over the valuation and accuracy of the aforesaid actuarial valuation.

Opinion

In our opinion, commensurate with the size & nature of business, Holding Company has, in all material respects, an adequate internal financial controls system over financial reporting and such internal financial controls over financial reporting were operating effectively as at March 31, 2020, based on the internal control over financial reporting criteria established by the Holding Company considering the essential components of internal control stated in the Guidance Note on Audit of Internal Financial Controls over Financial Reporting issued by the Institute of Chartered Accountants of India

For J SINGH & ASSOCIATES
Chartered Accountants
FRN: 110266W

J SINGH
(PARTNER)
M. No.: 042023
UDIN: 20042023AAAACI8820

Place: Mumbai
 Date: 24th June, 2020

For D R MOHNOT & CO
Chartered Accountants
FRN: 001388C

D R MOHNOT
(PARTNER)
M. No.: 070579
UDIN: 20070579AAAAEB7692

Place: Jaipur
 Date: 24th June, 2020

Annexure B to the Independent Auditors' Report

Annexure B to the Independent Auditors' Report

(Referred to in paragraph '9(1)(m)' of "Report on Other Legal and Regulatory Requirements" section of the Independent Auditors' Report of even date to the members of General Insurance Corporation of India on the consolidated financial statements for the year ended March 31, 2020)

With regards to the Directions issued by the Comptroller and Auditor General of India under section 143(5) of the Companies Act, 2013, based on our audit, we report hereunder on the action taken and the financial impact on the accounts of the financial statements of the Corporation.

Sr. No.	Direction under Section 143 (5) of the Companies Act 2013	Action taken and financials impact
1.	Whether the Corporation has system in place to process all the accounting transactions through IT system? If yes, the implications of processing of accounting transactions outside IT system on the integrity of the accounts along with the financial implications, if any, may be stated.	The Holding Company has system in place to process all the accounting transactions through IT systems
2.	Whether there is any restructuring of an existing loan or cases of waiver/write off of debts /loans/interest etc. made by a lender to the Corporation due to the Corporation's inability to repay the loan? If yes, the financial impact may be stated	Not Applicable, as the Holding Company does not have any outstanding borrowed money.
3.	Whether funds received/receivable for specific schemes from central/state agencies were properly accounted for/ utilized as per its term and conditions? List the cases of deviation.	Not Applicable. The Holding Company is a re-insurance Company and it does not receive any funds directly from state/central agencies for specific schemes.

With respect to the additional directions issued by Comptroller and Auditor General of India under section 143 (5) of the Companies Act, 2013, based on our audit, we report hereunder on the action taken and the financial impact on the accounts of the consolidated financial statements of the Corporation:

Sr. No.	Additional Direction under Section 143 (5) of the Companies Act 2013	Action taken and financials impact
1.	Number of titles of ownership in respect of CGS/SGS/ Bonds/Debentures etc. available in physical/demat form and out of these, number of cases which are not in agreement with the respective amounts shown in the Company's books of accounts may be verified and discrepancy found may be suitably reported.	<p>The Central Government Securities and State Government securities balances are tallied as per the record of custodian vis a vis books of accounts of the holding company.</p> <p>Further in case of bonds/debentures/equities/preference shares, no confirmations or other documentary evidence was available regarding actual custody of the following :</p> <ul style="list-style-type: none"> • 24 Scrip of investments in debenture of ₹ 2,144 thousand as per books of accounts (The holding company has fully provided for these amounts in earlier years, hence no financial impact)

Sr. No.	Additional Direction under Section 143 (5) of the Companies Act 2013	Action taken and financials impact
		<ul style="list-style-type: none"> • 3 Scrip of investments in Equity Shares of ₹ 0.002 thousand as per books of accounts (Two Scrip Written down to ₹ 1/- and One Scrip Written Down to Zero in earlier years, hence no financial impact) • 5 Scrip of investments in Preference Shares of ₹ 0.004 thousand as per books of accounts (Four Scrip Written down to ₹ 1/- and One Scrip Written Down to Zero in earlier years, hence no financial impact) <p>Following Investments held by the Custodian of the Holding Company is in excess vis a vis number held as per the books of the holding company.</p> <ul style="list-style-type: none"> • 1 Scrip of Bonds having book value of ₹ 1,300 thousand (Fully provided by management, hence no financial impact) and one scrip of bond having book value of Nil. • 1 Scrip of Preference Shares having book value of ₹ 0.001 thousand (Written down to ₹ 1, hence no financial impact) <p>Further 117 Scrip of equity shares having book value of ₹ 130 thousand held by the Custodian of the holding company and as explained by the management these are excess shares not belonging to the holding company. Hence it has been shown as Other Assets in Schedule 12 (Hence no financial impact on investments). The resultant income received is kept as liability by the management.</p>
2.	Whether stop loss limits have been prescribed in respect of investments. If yes, whether or not the limit was adhered to. If not, the details may be given.	<p>The Annual Investment Policy of the Holding Company, as approved by the Board, has not prescribed any stop-loss limits in respect of the investment activity.</p> <p>As explained by the management, the investments of the company are of long term in nature and the Corporation has not carried out trading activity during the year under consideration. There is no impact on the financial statement.</p>

Sr. No.	Additional Direction under Section 143 (5) of the Companies Act 2013	Action taken and financials impact
3.	<p>a) Number of Capital Gearing Reinsurance treaties and Solvency Relief Treaties entered/renewed/signed by the Corporation during the year 2019-20</p> <p>b) Whether the Company has accounted premium, commission, claims paid, claims outstanding at the end of the year, claims outstanding at the beginning of the year, deposit premium reserve, loss reserve and Unexpired Risk Reserve of Capital Gearing Reinsurance treaties and Solvency Relief Treaties, correctly as per terms and conditions of treaty agreements? If not, shortfall/excess may be reported.</p> <p>c) Whether accounting policies adopted by the Corporation in respect of Capital Gearing Reinsurance treaties and Solvency Relief Treaties are appropriate and adequate?</p>	<p>During the year under audit the Holding Company has entered/renewed/signed 16 Capital Gearing Reinsurance Treaties.</p> <p>In the absence of any specific IRDAI Guidelines on accounting of such treaties, the accounting is done by the Holding Company on the basis of the accounting policy adopted by the Holding Company for other treaties except that no Unexpired Risk Reserve is created on such treaties in view of the fact that the loss, to the extent of loss-ratio specified in each treaty, is already provided for during the year. There is no impact on the financial statements.</p>

For J SINGH & ASSOCIATES
Chartered Accountants
FRN: 110266W

J SINGH
(PARTNER)
M. No.: 042023
UDIN: 20042023AAAACI8820

Place: Mumbai
 Date: 24th June, 2020

For D R MOHNOT & CO
Chartered Accountants
FRN: 001388C

D R MOHNOT
(PARTNER)
M. No.: 070579
UDIN: 20070579AAAAEB7692

Place: Jaipur
 Date: 24th June, 2020

COMMENTS OF THE COMPTROLLER AND AUDITOR GENERAL OF INDIA UNDER SECTION 143(6) (b) READ WITH SECTION 129(4) OF THE COMPANIES ACT, 2013 ON THE CONSOLIDATED FINANCIAL STATEMENTS OF GENERAL INSURANCE CORPORATION OF INDIA FOR THE YEAR ENDED 31 MARCH 2020

The preparation of consolidated financial statements of General Insurance Corporation of India for the year ended 31 March, 2020 in accordance with the financial reporting framework prescribed under the Insurance Act, 1938 read with Insurance Regulatory and Development Authority (Preparation of Financial Statements and Auditor's Report of the Insurance Companies) Regulations, 2002 and Companies Act, 2013 (the Act) is the responsibility of the management of the company. The statutory auditors appointed by the Comptroller and Auditor General of India under section 139 (5) read with section 129 (4) of the Act are responsible for expressing opinion on the financial statements under section 143 read with section 129 (4) of the Act based on independent audit in accordance with the standards on auditing prescribed under section 143 (10) of the Act. This is stated to have been done by them vide their Audit Report dated 24 June 2020.

I, on behalf of the Comptroller and Auditor General of India, have conducted a Supplementary Audit of the consolidated financial statements of General Insurance Corporation of India for the year ended 31 March 2020 under section 143(6)(a) read with section 129(4) of the Act. We conducted a supplementary audit of the financial statements of General Insurance Corporation of India and Agriculture Insurance Company of India Limited (in progress), but did not conduct supplementary audit of the financial statements of, GIC Re South Africa Limited, GIC Re India Corporate Member Limited, India International Insurance Pvt Limited and GIC Bhutan Re Limited for the year ended on that date. Further, section 139(5) and 143 (6) (b) of the Act are not applicable to GIC Re South Africa Limited, GIC Re India Corporate Member Limited, India International Insurance Pvt Limited and GIC Bhutan Re Limited being entities incorporated in Foreign countries under the respective laws, for appointment of their Statutory Auditor and for conduct of supplementary audit. Accordingly, Comptroller and Auditor General of India has neither appointed the Statutory Auditors nor conducted the supplementary audit of these companies. This supplementary audit has been carried out independently without access to the working papers of the statutory auditors and is limited primarily to inquiries of the statutory auditors and company personnel and a selective examination of some of the accounting records.

Based on my supplementary audit, I would like to highlight the following significant matters under section 143(6)(b) read with section 129(4) of the Act which have come to my attention and which in my view are necessary for enabling a better understanding of the financial statements and the related audit report:

COMMENTS ON FINANCIAL POSITION

Consolidated Balance Sheet

Application of Funds

Provisions **Schedule 14** **₹ 17433.85 crore.**

For Doubtful Loans, Investment and Debts **₹ 1703.90 crore.**

Notes forming part of accounts (Note 3.4)

- (i) The Company has invested ₹ 365.26 crore in Non-Convertible Debentures (NCDs) (Secured Debentures - ₹ 270.56 crore and Unsecured Debentures – ₹ 94.70 crore) of Reliance Capital Ltd (RCap). RCap defaulted on interest payment due on 24.10.2019 and became NPA w.e.f. 22.1.2020. The Company has made a provision of ₹ 135.29 crore (₹ 40.59 crore being 15 *per cent* on Secured Debentures and ₹ 94.70 Crore being 100 *per cent* on Unsecured Debentures of RCap) towards diminution in value of investments during the year 2019-20.

Review of adequacy of provisions by Audit revealed that the Company should have created 100 per cent provision on the secured portion also in view of the following:

- RCap has incurred heavy losses (₹ 5465 crore) during the year 2019-20.
- Statutory Auditors of RCap have expressed material uncertainty regarding the ability of RCap to continue as a Going concern.
- Debenture Trustee has initiated proceedings against the Company before the Debt Recovery Tribunal, Mumbai.
- Credit rating of RCap has been downgraded from 'CARE A+' (April 2019) to 'CARE D; Issuer Not Co-operating' (April 2020)

Management has stated that they have obtained Auditor's certificate forwarded by the Debenture Trustee as per which the security cover of the NCDs exceed their value and hence their dues are covered. Yet, the fact remains that the security reflected in the auditor certificate are mostly already under pledge in other cases and some are under restraining orders of Court, indicating that feasibility of realization of the investment is remote at this stage.

The short provision has resulted in understatement of provision for diminution in value of investments and understatement of loss by ₹ 229.97 crore (₹ 270.56 crore - ₹ 40.59 crore).

- (ii) The Company has invested ₹ 94.95 crore in Non-Convertible Debentures (Secured Debentures - ₹ 25 crore and Unsecured Debentures - ₹ 69.95 crore) of Reliance Home Finance Ltd (RHFL), a subsidiary of RCap. RHFL defaulted on interest payment due on 7.2.2020 and the investment has become NPA in the books of the Company as on 31.3.2020. The Company has made a provision amounting to ₹ 73.70 crore (₹ 3.75 crore being 15% on Secured Debentures and ₹ 69.95 crore being 100% on Unsecured Debentures) towards diminution in the value of Investments during the year 2019-20.

Review of adequacy of provisions by Audit revealed that the Company should have created 100 per cent provision on the secured portion also in view of the following:

- Security cover for NCDs has fallen below the outstanding amount indicating erosion.
- During the year 2019-20, RHFL had incurred a loss of ₹ 567.28 crore in 2019-20 as compared to profit before tax of ₹ 101.60 crore in 2018-19.
- The statutory auditors of RHFL have qualified (y/e 31.3.2020) their report that majority of the borrowers have overdue in loan repayments (including NPA of ₹ 4778.13 crore) and hence recoverability of principal and interest could not be substantiated. Further, many borrowers have undertaken onward lending operations and the recovery of these borrowings depend on external factors not wholly within control of RHFL /borrower.
- The rating of RHFL has been downgraded from A+ in (April 2019) to D (September 2019).

Management has stated that RHFL has net cash as per their financial statements but not able to make repayments due to restraining order of Delhi High Court and added that RHFL is confident of successfully executing a resolution plan. Yet, poor financial situation of RHFL brought out in the Audit Report of RHFL indicates that recovery, if any, would be a long-drawn process and appears remote at this stage.

The short provision has resulted in understatement of diminution in value of investments and understatement of loss by ₹ 21.25 crore (₹ 94.95 crore - ₹ 73.70 crore).

**For and on behalf of the
Comptroller and Auditor General of India**

Place: Mumbai
Date: 21.09.2020

(P V Hari Krishna)
Principal Director of Audit (Shipping)

REPLY TO THE COMMENTS OF THE COMPTROLLER AND AUDITOR GENERAL OF INDIA UNDER SECTION 143(6)(b) OF THE COMPANIES ACT, 2013 ON THE CONSOLIDATED FINANCIAL STATEMENTS OF GENERAL INSURANCE CORPORATION OF INDIA FOR THE YEAR ENDED 31ST MARCH 2020

i) **Reliance Capital Limited:**

GIC Re has made a provision of 15% on Secured Debentures (₹ 40.59 Crore) & 100% on Unsecured Debentures (₹ 94.70 Crore) of Reliance Capital Ltd., as on 31st March 2020, totaling to ₹ 135.29 Crore. Provisions made by GIC Re are in excess of the requirement as per IRDAI/RBI guidelines.

As per IRDAI circular, a provision @10% of Book Value is required to be made on sub-standard assets. However, GIC Re has made provision of 15% as per RBI circular. Further as per RBI circular, for Unsecured Debentures, additional 10% (i.e. total 25%) provision is to be made. However, GIC Re has provided 100% on Unsecured Debentures as a matter of abundant caution and prudence.

GIC Re has made further provision of ₹ 27.04 Crore during the quarter ended 30.06.2020 and will provide for the balance ₹ 202.93 Crore in Financial Year 2020-21.

ii) **Reliance Home Finance Limited:**

GIC Re has made a provision of 15% on Secured Debentures (₹ 3.75 Crore) & 100% on Unsecured Debentures (₹ 69.95 Crore) of Reliance Home Finance Ltd., as on 31st March 2020, totaling to ₹ 73.70 Crore. Provisions made by GIC Re are in excess of the requirement as per IRDAI/RBI guidelines.

As per IRDAI circular, a provision @10% of Book Value is required to be made on sub-standard assets. However, GIC Re has made provision of 15% as per RBI circular, even though the Debentures were not sub-standard as on 31st March 2020. Further as per RBI circular, for Unsecured Debentures, additional 10% (i.e. total 25%) provision is to be made. However, GIC Re has provided 100% on Unsecured Debentures as a matter of abundant caution and prudence.

GIC Re had made provision for the balance of ₹ 21.25 Crore during the 1st quarter ended 30th June 2020.

Devesh Srivastava
Chairman and Managing Director
DIN: 08646006

Financial Information



Registration No. 112
Date of Registration with IRDAI : 2nd April 2001

CONSOLIDATED REVENUE ACCOUNT FOR THE YEAR ENDED 31 MARCH 2020
IN RESPECT OF FIRE INSURANCE BUSINESS

Particulars	Schedule	Current Year (₹ '000)	Previous Year (₹ '000)
1. Premiums earned (Net)	1	91442 065	83726 218
2. Profit on sale of Investments (Net)		6021 292	5111 086
3. Forex Gain/(Loss)		1148 013	640 142
4. Interest, Dividend & Rent - Gross		8328 826	7628 094
Total (A)		106940 196	97105 540
1. Claims Incurred (Net)	2	81980 918	83856 766
2. Commission (Net)	3	29515 080	21469 035
3. Operating Expenses related to Insurance Business	4	1025 106	699 371
4. Expenses relating to Investments		0	0
5. Premium Deficiency		0	0
Total (B)		112521 104	106025 172
Operating Profit/- Loss from Fire Business C = (A-B)		(5580 908)	(8919 632)
APPROPRIATIONS			
Transfer to Shareholders' Account		(5580 908)	(8919 632)
Transfer to Catastrophe Reserve		0	0
Transfer to Other Reserves (to be specified)		0	0
Total (C)		(5580 908)	(8919 632)

The schedules referred to above form integral part of the Revenue Account

As per our report of even date

For J SINGH & ASSOCIATES

Chartered Accountants
 Firm Regn No. 110266W

J SINGH

Partner
 Membership No.: 042023

Mumbai
 Dated: 24.06.2020

For D R MOHNOT & CO

Chartered Accountants
 Firm Regn No. 001388C

D R MOHNOT

Partner
 Membership No.: 070579

Jaipur

Devesh Srivastava

Chairman and Managing Director
 (DIN: 08646006)

Atanu Kumar Das

Director
 (DIN: 07758968)

Suchita Gupta

CS & CFO
 (Membership Number: F8146)

Registration No. 112
Date of Registration with IRDAI : 2nd April 2001

CONSOLIDATED REVENUE ACCOUNT FOR THE YEAR ENDED 31 MARCH 2020
IN RESPECT OF MISCELLANEOUS INSURANCE BUSINESS

Particulars	Schedule	Current Year (₹ '000)	Previous Year (₹ '000)
1. Premiums earned (Net)	1	328050 493	281577 942
2. Profit on sale of Investments (Net)		16034 397	12457 320
3. Forex Gain/(Loss)		2894 326	1534 273
4. Interest, Dividend & Rent - Gross		22051 305	18504 649
Total (A)		369030 521	314074 184
1. Claims Incurred (Net)	2	330065 259	241668 494
2. Commission (Net)	3	42733 874	36798 122
3. Operating Expenses related to Insurance Business	4	2709 572	1909 219
4. Expenses relating to Investments		0	0
5. Premium Deficiency		0	0
Total (B)		375508 705	280375 835
Operating Profit/-Loss from Miscellaneous Business C = (A-B)		(6478 184)	33698 349
APPROPRIATIONS			
Transfer to Shareholders' Account		(6478 184)	33698 349
Transfer to Catastrophe Reserve		0	0
Transfer to Other Reserves (to be specified)		0	0
Total (C)		(6478 184)	33698 349

The schedules referred to above form integral part of the Revenue Account

As per our report of even date

For J SINGH & ASSOCIATES

Chartered Accountants
 Firm Regn No. 110266W

J SINGH

Partner
 Membership No.: 042023

Mumbai
 Dated: 24.06.2020

For D R MOHNOT & CO

Chartered Accountants
 Firm Regn No. 001388C

D R MOHNOT

Partner
 Membership No.: 070579

Jaipur

Devesh Srivastava

Chairman and Managing Director
 (DIN: 08646006)

Atanu Kumar Das

Director
 (DIN: 07758968)

Suchita Gupta

CS & CFO
 (Membership Number: F8146)

Registration No. 112
Date of Registration with IRDAI : 2nd April 2001

CONSOLIDATED REVENUE ACCOUNT FOR THE YEAR ENDED 31 MARCH 2020
IN RESPECT OF MARINE INSURANCE BUSINESS

Particulars	Schedule	Current Year (₹ '000)	Previous Year (₹ '000)
1. Premiums earned (Net)	1	16100 051	12336 440
2. Profit on sale of Investments (Net)		1087 101	922 074
3. Forex Gain/(Loss)		200 373	113 696
4. Interest, Dividend & Rent - Gross		1498 370	1369 727
Total (A)		18885 895	14741 937
1. Claims Incurred (Net)	2	11515 666	8229 332
2. Commission (Net)	3	3271 377	2821 015
3. Operating Expenses related to Insurance Business	4	123 818	89 115
4. Expenses relating to Investments		0	0
5. Premium Deficiency		0	0
Total (B)		14910 861	11139 462
Operating Profit/-Loss from Marine Business C = (A-B)		3975 034	3602 475
APPROPRIATIONS			
Transfer to Shareholders' Account		3975 034	3602 475
Transfer to Catastrophe Reserve		0	0
Transfer to Other Reserves (to be specified)		0	0
Total (C)		3975 034	3602 475

The schedules referred to above form integral part of the Revenue Account

As per our report of even date

For J SINGH & ASSOCIATES

Chartered Accountants
Firm Regn No. 110266W

J SINGH

Partner
Membership No.: 042023

Mumbai
Dated: 24.06.2020

For D R MOHNOT & CO

Chartered Accountants
Firm Regn No. 001388C

D R MOHNOT

Partner
Membership No.: 070579

Jaipur

Devesh Srivastava

Chairman and Managing Director
(DIN: 08646006)

Atanu Kumar Das

Director
(DIN: 07758968)

Suchita Gupta

CS & CFO
(Membership Number: F8146)

Registration No. 112
Date of Registration with IRDAI : 2nd April 2001

CONSOLIDATED REVENUE ACCOUNT FOR THE YEAR ENDED 31 MARCH 2020
IN RESPECT OF LIFE INSURANCE BUSINESS

Particulars	Schedule	Current Year (₹ '000)	Previous Year (₹ '000)
1. Premiums earned (Net)	1	7917 615	4860 050
2. Profit on sale of Investments (Net)		262 707	172 153
3. Forex Gain/(Loss)		47 607	16 545
4. Interest, Dividend & Rent - Gross		361 135	255 263
Total (A)		8589 064	5304 011
1. Claims Incurred (Net)	2	7942 310	5941 287
2. Commission (Net)	3	98 173	76 197
3. Operating Expenses related to Insurance Business	4	67 464	28 911
4. Expenses relating to Investments		0	0
5. Premium Deficiency		194 154	52 944
Total (B)		8302 101	6099 339
Operating Profit/-Loss from Life Business C = (A-B)		286 963	(795 328)
APPROPRIATIONS			
Transfer to Shareholders' Account		286 963	(795 328)
Transfer to Catastrophe Reserve		0	0
Transfer to Other Reserves (to be specified)		0	0
Total (C)		286 963	(795 328)

The schedules referred to above form integral part of the Revenue Account

As per our report of even date

For J SINGH & ASSOCIATES

Chartered Accountants
 Firm Regn No. 110266W

J SINGH

Partner
 Membership No.: 042023

Mumbai
 Dated: 24.06.2020

For D R MOHNOT & CO

Chartered Accountants
 Firm Regn No. 001388C

D R MOHNOT

Partner
 Membership No.: 070579

Jaipur

Devesh Srivastava

Chairman and Managing Director
 (DIN: 08646006)

Atanu Kumar Das

Director
 (DIN: 07758968)

Suchita Gupta

CS & CFO
 (Membership Number: F8146)

Registration No. 112
Date of Registration with IRDAI : 2nd April, 2001

CONSOLIDATED PROFIT AND LOSS ACCOUNT FOR THE YEAR ENDED 31 MARCH 2020

Particulars	Schedule	Current Year (₹ '000)	Previous Year (₹ '000)
1. Operating Profit/-Loss			
(a) Fire Insurance		(5580 908)	(8919 632)
(b) Marine Insurance		3975 034	3602 475
(c) Miscellaneous Insurance		(6478 184)	33698 349
(d) Life Insurance		286 963	(795 328)
2. Income from Investments			
(a) Interest, Dividend & Rent - Gross		9240 424	10921 922
(b) Profit on sale of Investments		6583 267	7135 211
Less: Loss on sale of Investment		0	0
3. Other Income:			
Forex Gain/(Loss)		1503 833	1335 724
Profit on sale of Assets (Net)		0	0
Sundry Balances Written Back (Net)		0	0
Interest on Income-tax Refund		0	0
(Provision)/Doubtful Debts written back		0	0
Motor Pool Service Charges		0	0
Miscellaneous Receipts		211 229	114 152
Total (A)		9741 658	47092 873
4. Provision for Doubtful Loans & Investment		8701 427	4871 692
5. Provision/(written off) for Doubtful Debts		1317 127	1017 935
6. Amortisation of premium on Investments		315 009	304 671
7. Diminution in the value of investments written off		2256 234	1618 482
8. Other Expenses:			
Expenses relating to Investments		0	0
Forex Loss/(Gain)		0	0
(Profit)/Loss on sale of Assets (Net)		3 547	199
Sundry Balances Written off (Net)		0	0
Interest & Others		28 865	83 653
Corporate Social Responsibility Expenses		776 168	652 899
IPO Expenses		0	0
Total (B)		13398 377	8549 531

Registration No. 112
 Date of Registration with IRDAI : 2nd April, 2001

PROFIT AND LOSS ACCOUNT FOR THE YEAR ENDED 31st MARCH 2020

Particulars	Schedule	Current Year (₹ '000)	Previous Year (₹ '000)
Profit Before Tax		(3656 719)	38543 342
Provision for Taxation:			
Current Tax		110 001	12321 599
Wealth Tax		0	0
MAT Credit		0	0
Deferred Tax		(187 274)	(113 744)
Fringe Benefit Tax		0	0
Provision for Tax in respect of earlier years		(796 487)	0
MAT Credit of earlier year		0	(49 196)
Profit After Tax		(2782 959)	26384 683
Share of Profit in Associates Companies		918 393	1191 012
Profit for the year		(1864 566)	27575 695
Appropriations			
(a) Balance brought forward from last year		62374 320	49075 107
(b) Interim dividend		0	0
(b) Proposed Final dividend		11842 200	11842 200
(c) Dividend distribution tax		2434 283	2434 283
(d) Transfer to General Reserve		0	0
Balance carried forward to Balance Sheet		46233 273	62374 320
Basic and Diluted EPS		(1.06)	15.72

Significant Accounting Policies & Notes to Accounts form integral part of the Balance Sheet-Note no 16

As per our report of even date

For J SINGH & ASSOCIATES

Chartered Accountants
 Firm Regn No. 110266W

J SINGH

Partner
 Membership No.: 042023

Mumbai

Dated: 24.06.2020

For D R MOHNOT & CO

Chartered Accountants
 Firm Regn No. 001388C

D R MOHNOT

Partner
 Membership No.: 070579

Jaipur

Devesh Srivastava

Chairman and Managing Director
 (DIN: 08646006)

Atanu Kumar Das

Director
 (DIN: 07758968)

Suchita Gupta

CS & CFO
 (Membership Number: F8146)

Registration No. 112
Date of Registration with IRDAI : 2nd April, 2001
CONSOLIDATED BALANCE SHEET AS AT 31 MARCH 2020

Particulars	Schedule		Current Year (₹ '000)	Previous Year (₹ '000)
SOURCES OF FUNDS				
Share Capital	5		8772 000	8772 000
Reserves and Surplus	6		230668 250	246151 751
Borrowings	7		0	0
Deferred Tax Liability			0	0
Fair Value Change Account				
Shareholders Fund			32513 285	84013 142
Policyholders Fund			116207 293	220226 487
Total			388160 828	559163 380
APPLICATION OF FUNDS				
Investments-Shareholders	8		177286 001	245707 039
Investments-Policyholders	8A		531890 082	574745 925
Loans	9		2347 397	2579 188
Fixed Assets	10		1816 894	1975 792
Goodwill on consolidation			273 832	273 832
Deferred Tax Asset			210 715	25 562
Current Assets:				
Cash and Bank Balances	11	161067 329		129331 368
Advances and Other Assets	12	330919 683		267447 982
Sub-Total (A)		491987 012		396779 350
Current Liabilities	13	643312 639		521113 873
Provisions	14	174338 470		141809 439
Sub-Total (B)		817651 109		662923 312
Net Current Assets (C)=(A-B)			(325664 097)	(266143 962)
Miscellaneous Expenditure	15		0	0
Total			388160 828	559163 380
CONTINGENT LIABILITIES			147090 705	57180 195

Notes to Accounts form integral part of the Balance Sheet-Schedule 16

As per our report of even date

For J SINGH & ASSOCIATES

Chartered Accountants
Firm Regn No. 110266W

J SINGH

Partner
Membership No.: 042023

Mumbai

Dated: 24.06.2020

For D R MOHNOT & CO

Chartered Accountants
Firm Regn No. 001388C

D R MOHNOT

Partner
Membership No.: 070579

Jaipur

Devesh Srivastava

Chairman and Managing Director
(DIN: 08646006)

Atanu Kumar Das

Director
(DIN: 07758968)

Suchita Gupta

CS & CFO
(Membership Number: F8146)

SCHEDULE 1
PREMIUM EARNED (NET)

Particulars	Current Year (₹ '000)	Previous Year (₹ '000)
A FIRE INSURANCE		
Premium from Direct Business written	0	0
Add: Premium on Reinsurance accepted	122927 329	109622 769
Less: Premium on Reinsurance ceded	20108 825	27345 723
Net Premium	102818 504	82277 046
Adjustment for change in reserve for unexpired risks	(11376 439)	1449 171
Total Premium Earned (Net)	91442 065	83726 217
B MISCELLANEOUS INSURANCE		
(1) MOTOR		
Premium from Direct Business written	0	0
Add: Premium on Reinsurance accepted	95418 761	87127 496
Less: Premium on Reinsurance ceded	713 605	2559 690
Net Premium	94705 156	84567 806
Adjustment for change in reserve for unexpired risks	(7694 640)	(323 423)
Total Premium Earned (Net)	87010 516	84244 383
(2) AVIATION		
Premium from Direct Business written	0	0
Add: Premium on Reinsurance accepted	15665 419	11366 515
Less: Premium on Reinsurance ceded	3576 560	2334 478
Net Premium	12088 859	9032 037
Adjustment for change in reserve for unexpired risks	(1669 878)	(1306 437)
Total Premium Earned (Net)	10418 981	7725 600
(3) ENGINEERING		
Premium from Direct Business written	0	0
Add: Premium on Reinsurance accepted	12490 910	10646 123
Less: Premium on Reinsurance ceded	1448 940	1796 129
Net Premium	11041 970	8849 994
Adjustment for change in reserve for unexpired risks	(1156 940)	542 942
Total Premium Earned (Net)	9885 030	9392 936

SCHEDULE 1
PREMIUM EARNED (NET)

Particulars	Current Year (₹ '000)	Previous Year (₹ '000)
(4) WORKMENS' COMPENSATION		
Premium from Direct Business written	0	0
Add: Premium on Reinsurance accepted	203 675	489 191
Less: Premium on Reinsurance ceded	45	73
Net Premium	203 630	489 118
Adjustment for change in reserve for unexpired risks	141 007	(58 136)
Total Premium Earned (Net)	344 637	430 982
(5) LIABILITY		
Premium from Direct Business written	0	0
Add: Premium on Reinsurance accepted	7406 922	6615 546
Less: Premium on Reinsurance ceded	526 760	1908 831
Net Premium	6880 162	4706 715
Adjustment for change in reserve for unexpired risks	(1305 252)	(892 743)
Total Premium Earned (Net)	5574 910	3813 972
(6) PERSONAL ACCIDENT		
Premium from Direct Business written	0	0
Add: Premium on Reinsurance accepted	7992 050	7239 068
Less: Premium on Reinsurance ceded	2 410	4 630
Net Premium	7989 640	7234 438
Adjustment for change in reserve for unexpired risks	(345 675)	(580 126)
Total Premium Earned (Net)	7643 965	6654 312
(7) HEALTH		
Premium from Direct Business written	0	0
Add: Premium on Reinsurance accepted	56175 161	51580 387
Less: Premium on Reinsurance ceded	619 586	384 247
Net Premium	55555 575	51196 140
Adjustment for change in reserve for unexpired risks	2501 364	(4433 563)
Total Premium Earned (Net)	58056 939	46762 577

SCHEDULE 1
PREMIUM EARNED (NET)

Particulars	Current Year (₹ '000)	Previous Year (₹ '000)
(8) AGRI		
Premium from Direct Business written	0	0
Add: Premium on Reinsurance accepted	154700 693	132891 187
Less: Premium on Reinsurance ceded	14896 427	18711 893
Net Premium	139804 266	114179 294
Adjustment for change in reserve for unexpired risks	(1420 354)	(1296 327)
Total Premium Earned (Net)	138383 912	112882 967
(9) OTHER MISCELLANEOUS		
Premium from Direct Business written	0	0
Add: Premium on Reinsurance accepted	7848 810	10503 714
Less: Premium on Reinsurance ceded	1241 019	2060 918
Net Premium	6607 791	8442 796
Adjustment for change in reserve for unexpired risks	785 342	(1541 207)
Total Premium Earned (Net)	7393 133	6901 589
(10) FINANCIAL LIABILITY/CREDIT		
Premium from Direct Business written	0	0
Add: Premium on Reinsurance accepted	3705 293	4217 430
Less: Premium on Reinsurance ceded	562 725	726 412
Net Premium	3142 568	3491 018
Adjustment for change in reserve for unexpired risks	195 902	(722 395)
Total Premium Earned (Net)	3338 470	2768 623
TOTAL MISCELLANEOUS		
Premium from Direct Business written	0	0
Add: Premium on Reinsurance accepted	361607 694	322676 657
Less: Premium on Reinsurance ceded	23588 077	30487 301
Net Premium	338019 617	292189 356
Adjustment for change in reserve for unexpired risks	(9969 124)	(10611 415)
Total Premium Earned (Net)	328050 493	281577 941

SCHEDULE 1
PREMIUM EARNED (NET)

Particulars	Current Year (₹ '000)	Previous Year (₹ '000)
C MARINE INSURANCE		
(1) MARINE CARGO		
Premium from Direct Business Written	0	0
Add: Premium on Reinsurance accepted	11269 622	8094 104
Less: Premium on Reinsurance ceded	1054 644	1720 561
Net Premium	10214 978	6373 543
Adjustment for change in reserve for unexpired risks	(1985 451)	(1260 795)
Total Premium Earned (Net)	8229 527	5112 748
(2) MARINE HULL		
Premium from Direct Business Written	0	0
Add: Premium on Reinsurance accepted	9789 868	10278 704
Less: Premium on Reinsurance ceded	2201 951	2262 538
Net Premium	7587 917	8016 166
Adjustment for change in reserve for unexpired risks	282 607	(792 474)
Total Premium Earned (Net)	7870 524	7223 692
TOTAL MARINE		
Premium from Direct Business Written	0	0
Add: Premium on Reinsurance accepted	21059 490	18372 808
Less: Premium on Reinsurance ceded	3256 595	3983 099
Net Premium	17802 895	14389 709
Adjustment for change in reserve for unexpired risks	(1702 844)	(2053 269)
Total Premium Earned (Net)	16100 051	12336 440

SCHEDULE 1
PREMIUM EARNED (NET)

Particulars	Current Year (₹ '000)	Previous Year (₹ '000)
D LIFE INSURANCE		
Premium from Direct Business written	0	0
Add: Premium on Reinsurance accepted	9555 658	5441 016
Less: Premium on Reinsurance ceded	542 573	388 487
Net Premium	9013 085	5052 529
Adjustment for change in reserve for unexpired risks	(1095 471)	(192 479)
Total Premium Earned (Net)	7917 614	4860 050
E TOTAL ALL CLASSES		
Premium from Direct Business Written	0	0
Add: Premium on Reinsurance accepted	515150 171	456113 250
Less: Premium on Reinsurance ceded	47496 070	62204 610
Net Premium	467654 101	393908 640
Adjustment for change in reserve for unexpired risks	(24143 878)	(11407 992)
Total Premium Earned (Net)	443510 223	382500 648

SCHEDULE 2
CLAIMS INCURRED (NET)

Particulars	Current Year (₹ '000)	Previous Year (₹ '000)
A FIRE INSURANCE		
Claims Paid		
Direct	0	0
Add: Reinsurance accepted	75727 348	69629 774
Less: Reinsurance ceded	9698 881	7368 896
Net Claims Paid	66028 467	62260 878
Add: Claims Outstanding at the end of the year	138621 135	122668 683
Less: Claims Outstanding at the beginning of the year	122668 683	101072 794
Total Claims Incurred	81980 919	83856 767
B MISCELLANEOUS INSURANCE		
(1) MOTOR		
Claims Paid		
Direct	0	0
Add: Reinsurance accepted	52088 786	48957 305
Less: Reinsurance ceded	929 416	1556 379
Net Claims Paid	51159 370	47400 926
Add: Claims Outstanding at the end of the year	144100 836	119569 583
Less: Claims Outstanding at the beginning of the year	119569 583	95401 761
Total Claims Incurred	75690 623	71568 748
(2) AVIATION		
Claims Paid		
Direct	5 750	2 800
Add: Reinsurance accepted	10218 839	11111 788
Less: Reinsurance ceded	2065 968	3213 330
Net Claims Paid	8158 621	7901 258
Add: Claims Outstanding at the end of the year	14995 311	11137 632
Less: Claims Outstanding at the beginning of the year	11137 632	9960 585
Total Claims Incurred	12016 300	9078 305

SCHEDULE 2
CLAIMS INCURRED (NET)

Particulars	Current Year (₹ '000)	Previous Year (₹ '000)
(3) ENGINEERING		
Claims Paid		
Direct	0	0
Add: Reinsurance accepted	5007 663	5025 876
Less: Reinsurance ceded	193 573	118 698
Net Claims Paid	4814 090	4907 178
Add: Claims Outstanding at the end of the year	22250 917	17789 772
Less: Claims Outstanding at the beginning of the year	17789 772	16958 190
Total Claims Incurred	9275 235	5738 760
(4) WORKMENS' COMPENSATION		
Claims Paid		
Direct	0	0
Add: Reinsurance accepted	181 352	175 019
Less: Reinsurance ceded	0	0
Net Claims Paid	181 352	175 019
Add: Claims Outstanding at the end of the year	812 377	655 257
Less: Claims Outstanding at the beginning of the year	655 257	548 011
Total Claims Incurred	338 472	282 265
(5) LIABILITY		
Claims Paid		
Direct	0	0
Add: Reinsurance accepted	890 328	491 513
Less: Reinsurance ceded	15 319	10 293
Net Claims Paid	875 009	481 220
Add: Claims Outstanding at the end of the year	8052 738	4778 881
Less: Claims Outstanding at the beginning of the year	4778 881	2597 413
Total Claims Incurred	4148 866	2662 688

SCHEDULE 2
CLAIMS INCURRED (NET)

Particulars	Current Year (₹ '000)	Previous Year (₹ '000)
(6) PERSONAL ACCIDENT		
Claims Paid		
Direct	0	0
Add: Reinsurance accepted	3974 845	2783 431
Less: Reinsurance ceded	161	0
Net Claims Paid	3974 684	2783 431
Add: Claims Outstanding at the end of the year	7555 901	5945 650
Less: Claims Outstanding at the beginning of the year	5945 650	3780 066
Total Claims Incurred	5584 935	4949 015
(7) HEALTH		
Claims Paid		
Direct	0	0
Add: Reinsurance accepted	40191 819	37856 609
Less: Reinsurance ceded	344 347	177 718
Net Claims Paid	39847 472	37678 891
Add: Claims Outstanding at the end of the year	35279 772	20215 962
Less: Claims Outstanding at the beginning of the year	20215 962	16667 363
Total Claims Incurred	54911 282	41227 490
(8) AGRI		
Claims Paid		
Direct	0	0
Add: Reinsurance accepted	119508 184	115567 561
Less: Reinsurance ceded	432 823	38 964
Net Claims Paid	119075 361	115528 597
Add: Claims Outstanding at the end of the year	159349 639	112451 396
Less: Claims Outstanding at the beginning of the year	112451 396	125329 521
Total Claims Incurred	165973 605	102650 472

SCHEDULE 2
CLAIMS INCURRED (NET)

Particulars	Current Year (₹ '000)	Previous Year (₹ '000)
(9) OTHER MISCELLANEOUS		
Claims Paid		
Direct	0	0
Add: Reinsurance accepted	4321 634	3897 174
Less: Reinsurance ceded	1131 927	634 801
Net Claims Paid	3189 707	3262 373
Add: Claims Outstanding at the end of the year	5406 320	9011 836
Less: Claims Outstanding at the beginning of the year	9011 836	11082 409
Total Claims Incurred	(415 809)	1191 800
(10) FINANCIAL LIABILITY/CREDIT		
Claims Paid		
Direct	0	0
Add: Reinsurance accepted	1446 475	1217 350
Less: Reinsurance ceded	111 982	434 902
Net Claims Paid	1334 493	782 448
Add: Claims Outstanding at the end of the year	9442 171	8234 913
Less: Claims Outstanding at the beginning of the year	8234 913	6698 409
Total Claims Incurred	2541 751	2318 952
TOTAL MISCELLANEOUS		
Claims Paid		
Direct	5 750	2 800
Add: Reinsurance accepted	237829 925	227083 626
Less: Reinsurance ceded	5225 516	6185 085
Net Claims Paid	232610 159	220901 341
Add: Claims Outstanding at the end of the year	407245 982	309790 882
Less: Claims Outstanding at the beginning of the year	309790 882	289023 728
Total Claims Incurred	330065 259	241668 495

SCHEDULE 2
CLAIMS INCURRED (NET)

Particulars	Current Year (₹ '000)	Previous Year (₹ '000)
C MARINE INSURANCE		
(1) MARINE CARGO		
Claims Paid		
Direct	0	0
Add: Reinsurance accepted	5343 063	3180 685
Less: Reinsurance ceded	881 687	296 920
Net Claims Paid	4461 376	2883 765
Add: Claims Outstanding at the end of the year	6903 364	6163 414
Less: Claims Outstanding at the beginning of the year	6163 414	5928 630
Total Claims Incurred	5201 326	3118 549
(2) MARINE HULL		
Claims Paid		
Direct	0	0
Add: Reinsurance accepted	5148 274	5965 921
Less: Reinsurance ceded	1293 909	1984 325
Net Claims Paid	3854 365	3981 596
Add: Claims Outstanding at the end of the year	14190 427	11730 451
Less: Claims Outstanding at the beginning of the year	11730 451	10601 263
Total Claims Incurred	6314 341	5110 784
TOTAL MARINE		
Claims Paid		
Direct	0	0
Add: Reinsurance accepted	10491 337	9146 606
Less: Reinsurance ceded	2175 596	2281 245
Net Claims Paid	8315 741	6865 361
Add: Claims Outstanding at the end of the year	21093 791	17893 865
Less: Claims Outstanding at the beginning of the year	17893 865	16529 893
Total Claims Incurred	11515 667	8229 333

SCHEDULE 2
CLAIMS INCURRED (NET)

Particulars	Current Year (₹ '000)	Previous Year (₹ '000)
D LIFE INSURANCE		
Claims Paid		
Direct	0	0
Add: Reinsurance accepted	7001 852	5158 337
Less: Reinsurance ceded	546 285	313 939
Net Claims Paid	6455 567	4844 398
Add: Claims Outstanding at the end of the year	5729 442	4242 699
Less: Claims Outstanding at the beginning of the year	4242 699	3145 809
Total Claims Incurred	7942 310	5941 288
E TOTAL ALL CLASSES		
Claims Paid		
Direct	5 750	2 800
Add: Reinsurance accepted	331050 460	311018 341
Less: Reinsurance ceded	17646 278	16149 165
Net Claims Paid	313409 932	294871 976
Add: Claims Outstanding at the end of the year	572690 349	454596 129
Less: Claims Outstanding at the beginning of the year	454596 129	409772 224
Total Claims Incurred	431504 152	339695 881

**SCHEDULE 3
COMMISSION**

Particulars	Current Year (₹ '000)	Previous Year (₹ '000)
A FIRE INSURANCE		
Commission Paid		
Direct	685 229	590 752
Add: Reinsurance Accepted	30775 831	23501 377
Less: Commission on Reinsurance Ceded	1945 980	2623 094
Net Commission	29515 080	21469 035
Break-up of Commission		
Brokerage	3404 685	2980 933
Commission Paid	26110 395	18488 102
Total Commission	29515 080	21469 035
B MISCELLANEOUS INSURANCE		
(1) MOTOR		
Commission Paid		
Direct	15 484	13 350
Add: Reinsurance Accepted	16994 712	12880 695
Less: Commission on Reinsurance Ceded	267 869	604 118
Net Commission	16742 327	12289 927
Break-up of Commission		
Brokerage	685 436	558 861
Commission Paid	16056 891	11731 066
Total Commission	16742 327	12289 927
(2) AVIATION		
Commission Paid		
Direct	0	0
Add: Reinsurance Accepted	2838 735	2077 375
Less: Commission on Reinsurance Ceded	426 216	97 076
Net Commission	2412 519	1980 299
Break-up of Commission		
Brokerage	767 190	527 587
Commission Paid	1645 329	1452 712
Total Commission	2412 519	1980 299

SCHEDULE 3
COMMISSION

Particulars	Current Year (₹ '000)	Previous Year (₹ '000)
(3) ENGINEERING		
Commission Paid		
Direct	0	0
Add: Reinsurance Accepted	2796 584	2558 787
Less: Commission on Reinsurance Ceded	424 494	129 404
Net Commission	2372 090	2429 383
Break-up of Commission		
Brokerage	180 089	152 809
Commission Paid	2192 001	2276 574
Total Commission	2372 090	2429 383
(4) WORKMENS' COMPENSATION		
Commission Paid		
Direct	0	0
Add: Reinsurance Accepted	28 381	127 915
Less: Commission on Reinsurance Ceded	0	0
Net Commission	28 381	127 915
Break-up of Commission		
Brokerage	2 474	6 093
Commission Paid	25 907	121 822
Total Commission	28 381	127 915
(5) LIABILITY		
Commission Paid		
Direct	0	0
Add: Reinsurance Accepted	1513 874	1162 500
Less: Commission on Reinsurance Ceded	97 072	238 915
Net Commission	1416 802	923 585
Break-up of Commission		
Brokerage	145 052	69 583
Commission Paid	1271 750	854 002
Total Commission	1416 802	923 585

**SCHEDULE 3
COMMISSION**

Particulars	Current Year (₹ '000)	Previous Year (₹ '000)
(6) PERSONAL ACCIDENT		
Commission Paid		
Direct	0	0
Add: Reinsurance Accepted	2209 736	1587 266
Less: Commission on Reinsurance Ceded	282	3 461
Net Commission	2209 454	1583 805
Break-up of Commission		
Brokerage	115 533	106 320
Commision Paid	2093 921	1477 485
Total Commission	2209 454	1583 805
(7) HEALTH		
Commission Paid		
Direct	0	0
Add: Reinsurance Accepted	7365 332	8184 336
Less: Commission on Reinsurance Ceded	136 686	57 820
Net Commission	7228 646	8126 516
Break-up of Commission		
Brokerage	73 766	92 193
Commision Paid	7154 880	8034 323
Total Commission	7228 646	8126 516
(8) AGRI		
Commission Paid		
Direct	0	0
Add: Reinsurance Accepted	8212 801	7606 013
Less: Commission on Reinsurance Ceded	15 139	873 552
Net Commission	8197 662	6732 462
Break-up of Commission		
Brokerage	366 222	246 663
Commision Paid	7831 440	6485 799
Total Commission	8197 662	6732 462

SCHEDULE 3
COMMISSION

Particulars	Current Year (₹ '000)	Previous Year (₹ '000)
(9) OTHER MISCELLANEOUS		
Commission Paid		
Direct	447 501	385 802
Add: Reinsurance Accepted	1596 366	2134 990
Less: Commission on Reinsurance Ceded	809 797	717 688
Net Commission	1234 070	1803 104
Break-up of Commission		
Brokerage	95 362	87 590
Commission Paid	1138 708	1715 514
Total Commission	1234 070	1803 104
(10) FINANCIAL LIABILITY/CREDIT		
Commission Paid		
Direct	0	0
Add: Reinsurance Accepted	1358 622	1060 092
Less: Commission on Reinsurance Ceded	466 699	258 967
Net Commission	891 923	801 125
Break-up of Commission		
Brokerage	33 039	29 055
Commission Paid	858 884	772 070
Total Commission	891 923	801 125
TOTAL MISCELLANEOUS		
Commission Paid		
Direct	462 986	399 151
Add: Reinsurance Accepted	44915 142	39379 970
Less: Commission on Reinsurance Ceded	2644 254	2980 999
Net Commission	42733 874	36798 122
Break-up of Commission		
Brokerage	2464 164	1876 755
Commission Paid	40269 710	34921 367
Total Commission	42733 874	36798 122

**SCHEDULE 3
COMMISSION**

Particulars	Current Year (₹ '000)	Previous Year (₹ '000)
C MARINE INSURANCE		
(1) MARINE CARGO		
Commission Paid		
Direct	0	0
Add: Reinsurance Accepted	1671 693	1525 940
Less: Commission on Reinsurance Ceded	37 456	258 342
Net Commission	1634 237	1267 598
Break-up of Commission		
Brokerage	220 945	174 947
Commission Paid	1413 292	1092 651
Total Commission	1634 237	1267 598
(2) MARINE HULL		
Commission Paid		
Direct	185 062	159 547
Add: Reinsurance Accepted	1660 472	1789 207
Less: Commission on Reinsurance Ceded	208 395	395 337
Net Commission	1637 139	1553 417
Break-up of Commission		
Brokerage	599 886	488 724
Commission Paid	1037 253	1064 693
Total Commission	1637 139	1553 417
TOTAL MARINE		
Commission Paid		
Direct	185 062	159 547
Add: Reinsurance Accepted	3332 165	3315 147
Less: Commission on Reinsurance Ceded	245 851	653 679
Net Commission	3271 376	2821 015
Break-up of Commission		
Brokerage	820 831	663 671
Commission Paid	2450 545	2157 344
Total Commission	3271 376	2821 015

SCHEDULE 3
COMMISSION

Particulars	Current Year (₹ '000)	Previous Year (₹ '000)
D LIFE INSURANCE		
Commission Paid		
Direct	0	0
Add: Reinsurance Accepted	98 173	76 197
Less: Commission on Reinsurance Ceded	0	0
Net Commission	98 173	76 197
Break-up of Commission		
Brokerage	18 815	16 476
Commission Paid	79 358	59 721
Total Commission	98 173	76 197
E TOTAL ALL CLASSES		
Commission Paid		
Direct	1333 277	1149 450
Add: Reinsurance Accepted	79121 312	66272 691
Less: Commission on Reinsurance Ceded	4836 085	6257 772
Net Commission	75618 504	61164 369
Break-up of Commission		
Brokerage	6708 495	5537 835
Commission Paid	68910 009	55626 534
Total Commission	75618 504	61164 369

SCHEDULE 4
OPERATING EXPENSES RELATED TO INSURANCE BUSINESS

Particulars	Current Year (₹ '000)	Previous Year (₹ '000)
1 Employees' remuneration & welfare benefits	2074 291	1237 792
2 Travel, conveyance and vehicle running expenses	62 476	69 950
3 Training expenses	19 285	16 809
4 Rents, rates and taxes	77 806	81 120
5 Repairs	224 779	220 889
6 Printing & stationery	3 458	6 994
7 Communication	15 619	19 143
8 Legal & professional charges	129 485	104 847
9 Auditors' fees, expenses etc.		
(a) as auditor	19 842	16 747
(b) as advisor or in any other capacity, in respect of		
(i) Taxation matters	500	500
(ii) Others	517	529
10 Advertisement and publicity	74 448	111 096
11 Interest & Bank Charges	245 240	263 153
12 IT Expenses	196 359	218 315
13 Depreciation	187 531	144 257
14 Service Tax Expenses A/c	406 152	0
15 Swatchh Bharat Cess	0	0
16 Others	188 173	214 475
Total	3925 961	2726 616

**SCHEDULE 5
SHARE CAPITAL**

Particulars	Current Year (₹ '000)	Previous Year (₹ '000)
1 Authorised Capital 200,00,00,000 Equity Shares of ₹ 5/- Each	10000 000	10000 000
2 Issued & Subscribed Capital 175,44,00,000 (PY 87,72,00,000) Equity Shares of ₹ 5/- Each	8772 000	8772 000
3 Called-up & Paid up Capital 175,44,00,000 (PY 87,72,00,000) Equity Shares of ₹ 5/- Each (Includes 168,92,00,000 shares of ₹ 5/- issued by capitalisation of Capital Redemption Reserve and General Reserve, 1,00,00,000 partly paid shares (₹ 2.50 per share paid) made fully paid-up shares by capitalisation of General Reserve)	8772 000	8772 000
Total	8772 000	8772 000

**SCHEDULE 5A
SHARE CAPITAL PATTERN OF SHAREHOLDING
[As certified by the Management]**

Shareholders	Current Year		Previous Year	
	Number of Shares	% of Holding	Number of Shares	% of Holding
Promoters				
Indian	1505000000	85.78 %	1505000000	85.78 %
Foreign		-	-	
Others	249400000	14.22 %	249400000	14.22 %
	1754400000	100%	1754400000	100%

During the F.Y. 2018-19, the Corporation issued bonus equity shares in the ratio of 1:1 i.e. 1 (one) equity share of ₹ 5/- each (fully paid up) for every 1 (one) existing equity share of ₹ 5/- each (fully paid up) to the Shareholders of the Corporation, in the month of July 2018.

**SCHEDULE 6
RESERVES AND SURPLUS**

Particulars	Current Year (₹ '000)	Previous Year (₹ '000)
1 General Reserve		
Opening Balance	158911 838	163297 838
Less: Utilised for issuance of Bonus Shares	0	4386 000
Add: Transfer from Profit & Loss A/c	0	0
	158911 838	158911 838
2 Share premium Account	15440 664	15440 664
3 Transfer to reserve	(440 810)	7 593
4 Foreign Currency Translation Reserve	10523 285	9417 336
5 Balance of Profit in Profit & Loss Account	46233 273	62374 320
Total	230668 250	246151 751

**SCHEDULE 7
BORROWINGS**

N I L

**SCHEDULE 8
INVESTMENTS - SHAREHOLDERS' FUND**

Particulars	Current Year (₹ '000)	Previous Year (₹ '000)
Long Term Investments		
1 Government securities and Government guaranteed bonds including Treasury Bills	64888 661	61050 842
2 Other Approved Securities	356 529	590 708
3 Other Investments		
(a) Shares		
(aa) Equity - Indian	49881 186	107189 749
Equity - Foreign	1050 982	1092 336
(bb) Preference	0	49 091
(b) Mutual Funds	0	872 414
(c) Derivative Instruments	0	0
(d) Debentures/Bonds Indian	3263 036	5656 832
Debentures/Bonds Foreign	839 849	7757 264

SCHEDULE 8
INVESTMENTS - SHAREHOLDERS' FUND

Particulars	Current Year (₹ '000)	Previous Year (₹ '000)
(e) Other Securities		
Guaranteed Equity	110	138
(f) Subsidiaries	0	(1)
(g) Associates - Indian	0	0
Associates - Foreign	4234 783	4004 016
4 Investments in Infrastructure and Social Sector		
(a) Equity	1248 021	3010 331
(b) Debentures/Bonds	14270 294	19132 410
5 Other than Approved Investments		
(a) Equity/Preference/Debentures/Venture Funds	5544 844	1599 463
(b) Preference	111	4 947
(c) Debentures /Bond	3547 348	3771 213
(d) Venture Funds	294 856	407 253
(e) Associate Indian	14297 625	13601 587
Short Term Investments		
1 Government securities and Government guaranteed bonds including Treasury Bills	2286 222	2886 973
2 Other Approved Securities	149 080	104 442
3 Other Investments		
(a) Shares		
(aa) Equity	0	0
(bb) Preference	0	0
(b) Mutual Funds	5081 513	5683 945
(c) Derivative Instruments	0	0
(d) Debentures /Bond Indian	636 181	132 061
Debentures /Bond Foreign	0	0
(e) Other Securities	0	0
Commercial Paper	0	0
(f) Subsidiaries	0	0
(g) Associates - Indian	0	0
Associates - Foreign	0	0
4 Investments in Infrastructure and Social Sector		
(a) Debentures /Bond	3821 903	4623 322
5 Other than Approved Investments		
(a) Preference Shares	43	7 330
(b) Debentures/Bond	1592 824	1228 374
(c) Mutual Funds	0	0
Total	177286 001	245707 039

SCHEDULE 8 A
INVESTMENTS - POLICYHOLDERS' FUND

Particulars	Current Year (₹ '000)	Previous Year (₹ '000)
Long Term Investments		
1 Government securities and Government guaranteed bonds including Treasury Bills	203228 941	158920 195
2 Other Approved Securities	1264 813	1547 216
3 Other Investments		
(a) Shares		
(aa) Equity - Indian	176957 036	280757 224
Equity - Foreign	78 156	152 964
(bb) Preference	0	15 200
(b) Mutual Funds	0	255 239
(c) Derivative Instruments	0	0
(d) Debentures/Bonds Indian	11575 853	14816 684
Debentures/Bonds Foreign	136 327	2269 512
(e) Other Securities		
Guaranteed Equity	390	362
(f) Subsidiaries	0	0
(g) Associates - Indian	0	0
Associates - Foreign	0	0
4 Investments in Infrastructure and Social Sector		
(a) Equity	4427 441	7884 822
(b) Debentures/Bonds	50624 877	50112 649
5 Other than Approved Investments		
(a) Equity/Preference/Debentures/Venture Funds	21832 757	5367 214
(b) Preference	393	12 957
(c) Debentures/Bond	12584 467	9877 765
(d) Venture Funds	1046 024	1066 700
(e) Associate Indian	0	0

SCHEDULE 8 A
INVESTMENTS - POLICYHOLDERS' FUND

Particulars	Current Year (₹ '000)	Previous Year (₹ '000)
Short Term Investments		
1 Government securities and Government guaranteed bonds including Treasury Bills	8110 533	7561 717
2 Other Approved Securities	528 872	273 561
3 Other Investments		
(a) Shares		
(aa) Equity	0	0
(bb) Preference	0	0
(b) Mutual Funds	18027 027	14887 699
(c) Derivative Instruments	0	0
(d) Debentures/Bond Indian	2256 893	3619 968
Debentures/Bond Foreign	0	0
(e) Other Securities	0	0
Commercial Paper	0	0
(f) Subsidiaries	0	0
(g) Associates - Indian	0	0
Associates - Foreign	0	0
4 Investments in Infrastructure and Social Sector		
(a) Debentures/Bond	13558 472	12109 656
5 Other Investments		
(a) Preference Shares	152	19 198
(b) Debentures/Bond	5650 658	3217 424
(c) Mutual Funds	0	0
Total	531890 082	574745 926

SCHEDULE 9
LOANS

Particulars	Current Year (₹ '000)	Previous Year (₹ '000)
1 Security-wise Classification		
Secured		
(a) On mortgage of property		
(aa) In India	401 522	404 311
(bb) Outside India	0	0
(b) On Shares, Bonds, Government Securities	0	0
(c) Investments In State Govt. Loans for Housing and Fire fighting	1877 488	2106 490
Unsecured	68 387	68 388
Total	2347 397	2579 189
2 Borrower-Wise Classification		
(a) Central and State Governments	1877 487	2106 490
(b) Banks and Financial Institutions	0	0
(c) Subsidiaries	0	0
(d) Industrial Undertakings	436 776	443 916
(e) Others	33 134	28 783
Total	2347 397	2579 189
3 Performance-Wise Classification		
(a) Loans classified as standard		
(aa) In India	1769 694	1974 047
(bb) Outside India	0	0
(b) Non-performing loans less provisions		
(aa) In India	3 600	0
(bb) Outside India	0	0
Provisions*	574 103	605 142
Total	2347 397	2579 189
4 Maturity-Wise Classification		
(a) Short-Term	240 499	248 472
(b) Long-Term	2106 898	2330 717
Total	2347 397	2579 189

*Includes Provision for Bad and Doubtful Loans

SCHEDULE 10
FIXED ASSETS

(₹ '000)

Particulars	Cost/Gross Block				Depreciation				Net Block	
	As at 01.04.2019	Additions	Deductions	As at 31.03.2020	Upto 31.03.2019	Twelve months ended 31.03.2020	On Sales/ Adjust ment	Upto 31.03.2020	As at 31.03.2020	As at 31.03.2019
Leasehold Land "Suraksha"	247 253	-	-	247 253	99 588	3 434	-	103 022	144 231	147 665
Freehold Land	560 132	-	-	560 132	-	-	-	-	560 132	560 132
Buildings	1174 000	700	-	1174 700	294 293	16 387	-	310 681	864 019	879 706
Furniture & Fittings	39 716	876	417	40 175	26 227	2 272	299	28 199	11 976	13 490
I.T. Equipments	364 112	7 647	5 560	366 200	189 427	81 823	5 629	265 620	100 579	174 685
I.T. Software	464 339	6 955	-	471 293	325 428	65 620	-	391 048	80 246	138 911
Vehicles	88 645	9 263	17 330	80 578	36 919	11 025	11 921	36 023	44 554	51 726
Office Equipments	23 066	3 578	1 808	24 835	18 330	1 767	1 383	18 713	6 122	4 736
AC & Water Coolers	15 799	817	410	16 206	12 339	335	346	12 328	3 878	3 460
Elevators	2 073	-	-	2 073	2 073	-	-	2 073	-	-
Canteen Appliances	477	41	-	518	462	10	-	472	46	15
Electrical Installation	11 654	-	-	11 654	10 389	155	-	10 544	1 110	1 265
Fire Alarm Systems	3 408	-	-	3 408	3 408	-	-	3 408	-	-
Total	2994 674	29 876	25 525	2999 025	1018 882	182 828	19 578	1182 130	1816 894	1975 792
Previous year's Total	2602 266	402 534	10 125	2994 674	880 370	144 257	5 745	1018 882	1975 792	

The figures are inclusive of Appreciation/Depreciation due to foreign currency fluctuation

SCHEDULE 11
CASH AND BANK BALANCES

Particulars	Current Year (₹ '000)	Previous Year (₹ '000)
1 Cash & stamps	97	2 289
2 Bank Balances		
(a) Deposit Accounts - Short-term (due within 12 months)	136660 563	106462 174
(b) Current Accounts	9435 876	7893 088
(c) Remittances in Transit	26 568	0
3 Money at Call and Short Notice		
(a) With Bank	554 404	197 664
(b) With other Institutions	14389 821	14776 153
Total	161067 329	129331 368
Balances with non-scheduled banks	Nil	Nil

SCHEDULE 12
ADVANCES AND OTHER ASSETS

Particulars	Current Year (₹ '000)	Previous Year (₹ '000)
Advances		
1 Reserve Deposits with Ceding Companies	84732 846	70729 162
2 Application Money for Investments	0	(102 659)
3 Prepayments	160 027	144 647
4 Advances to Directors/Officers	4 682	5 913
5 Advance Tax Paid and TDS	46332 139	34283 141
Less: Provision for Taxation	38842 082	31082 346
	7490 056	3200 796
6 Others	594 834	152 246
7 Deferred Commission	(49 756)	129 345
Total (A)	92932 689	74259 450
Other Assets		
1 Income accrued on investments	10583 489	10425 654
2 Due from other entities carrying on insurance business (including reinsurers)	194372 163	159848 709
Less: Provision for Doubtful Loans, Investment and Debts	7822 787	6563 788
	186549 376	153284 921
3 Deposit U/S-7 of Insurance Act	0	0
4 Sundry Debtors	12877 565	2423 713
5 Sundry Deposits	12663 959	10745 233
6 Provision for Gratuity	0	0
7 MAT Credit Entitlement	14405 245	14438 189
8 Service Tax Unutilised Credit	0	0
9 GST Asset	907 360	1842 935
10 VAT Asset Dubai	0	27 887
Total (B)	237986 994	193188 532
Total (A+B)	330919 683	267447 982

SCHEDULE 13
CURRENT LIABILITIES

Particulars	Current Year (₹ '000)	Previous Year (₹ '000)
1 Balances Due to other insurance companies	42270 193	41754 611
2 Deposits held on re-insurance ceded	14271 463	17155 398
3 Sundry Creditors	13579 667	2251 131
4 Claims Outstanding	572690 352	454915 842
5 LPA Liabilities	0	0
6 Service Tax Liability	0	0
7 GST Liability	480 397	5036 890
8 VAT Liability Dubai	20 567	0
Total	643312 639	521113 872

SCHEDULE 14
PROVISIONS

Particulars	Current Year (₹ '000)	Previous Year (₹ '000)
1 Reserve for Unexpired Risk	154430 061	128547 318
2 Reserve for Premium Deficiency	247 098	52 944
3 For proposed dividends	0	0
4 For dividend distribution tax	0	0
5 For Doubtful Loans, Investment and Debts	17038 999	8449 572
6 For Leave Encashment	400 957	361 112
7 Provision for Pension	567 000	20 228
8 Provision for Gratuity	56 185	27 483
9 Provision for Settlement	21 946	18 007
10 Provision for Provident fund	13 630	14 295
11 For Salary Arrears	0	0
12 For PLLI Arrears	0	22 119
13 Provision for Taxation	2777 602	12290 569
Less: Advance Tax Paid and TDS	1215 008	7994 208
	1562 594	4296 361
Total	174338 470	141809 439

SCHEDULE 15
MISCELLANEOUS EXPENDITURE

N I L

SIGNIFICANT ACCOUNTING POLICIES AND NOTES FORMING PART OF CONSOLIDATED FINANCIAL STATEMENTS (CFS) AS ON 31ST MARCH 2020

I. SIGNIFICANT ACCOUNTING POLICIES:

1. PRINCIPLES OF CONSOLIDATION

The consolidated financial statements relate to General Insurance Corporation of India ("the Corporation"), its subsidiary companies and the Corporation's share of profit/loss in its associate companies (together referred as "the group"). The list of subsidiary companies and associates which are included in the consolidation of financial statements are as under:

Group Structure (General Insurance Corporation of India)			
Sr.No.	Name of the company	Ownership %	Country of incorporation
Subsidiaries			
1.	GIC Re South Africa Ltd.	100	Johannesburg, SA
2.	GIC Re India Corporate Member Ltd.	100	London, U.K.
3.	GIC Perestrakhovanie LLC, Moscow	100	Moscow, Russia
Associates			
1.	Agriculture Insurance Company of India Ltd.	35	India
2.	India International Insurance Pte. Ltd.	20	Singapore
3.	GIC Bhutan Re Ltd.	26	Bhutan

The consolidated financial statements have been prepared on the following basis:

- 1.1** The financial statements of the Corporation and its subsidiary companies have been combined on a line-by-line basis by adding together the value of like items of assets, liabilities, income and expenses after eliminating intra-group balances and intra-group transactions and resulting profits or losses (unless cost cannot be recovered) in accordance with Accounting Standard (AS) 21 - "Consolidated Financial Statements".
- 1.2** The difference between the costs of investment in the subsidiaries over the net assets at the time of acquisition of shares in the subsidiaries is recognised in the financial statements as Goodwill or Capital Reserve on consolidation as the case may be. The 'Goodwill' / 'Capital Reserve' is determined separately for each subsidiary company.
- 1.3** Investments in Associate Companies are accounted for using equity method in accordance with Accounting Standard (AS) 23 - "Accounting for Investments in Associates in consolidated financial statements". Accordingly, the share of profit/loss of each of the associate companies (the loss being restricted to the cost of investment) has been added to/deducted from the cost of investments. The carrying value is reduced for the distributions received from the associates.
- 1.4** The difference between the cost of investment in the associate and the share of net assets at the time of acquisition of shares in the associate is described as Goodwill or Capital Reserve as the case may be. Goodwill or Capital Reserve is included in the carrying amount of investment in associate.
- 1.5** The Corporation accounts for its share in the change in the net assets of the associate, post-acquisition, after eliminating unrealised profits and losses resulting from the transaction between the Corporation and its associate to the extent of its share, through its statement of profit and loss to the extent such change is attributable to the associates' Statement of Profit and Loss.

- 1.6** Financial Statements of Foreign Subsidiaries, being non-integral operations, have been converted in Indian Rupees at following exchange rates –
- (i) Revenue and Expenses: At the average of the year
 - (ii) Assets and Liabilities: At the end of the year. The resultant translation exchange difference is transferred to "Foreign Currency Translation Reserve".
- 1.7** The financial statements of the Subsidiaries and Associates used in the consolidation are drawn up to the same reporting date as that of the Corporation i.e. 31st March 2020 or up to 31st December 2019 in case where the subsidiaries or associates close their financial year on that date. The subsidiaries of GIC Re have prepared the accounts in accordance with International Financial Reporting Standards (IFRS)/UK Generally Accepted Accounting Principles (GAAP) as per the required local laws of the respective country, resulting in some variations as compared to Indian GAAP followed by the holding company. GIC Re India Corporate Member Ltd., retrocedes entire business to GIC Re while GIC Re South Africa Ltd. retrocedes a portion of the business to GIC Re excluding Life Business. For the purpose of preparing the CFS, accounting adjustments have not been made to align the accounts of the subsidiaries to confirm with the accounting policies followed by the Corporation. The business operations of GIC Re Perestrakhovanie LLC, Moscow will start in the Financial year 2020-21. The impact of difference in accounting policy will not be material.
- 1.8** Following are the material differences with the accounting policies followed by the Corporation:
- 1.8.1 Unexpired risk reserve (URR) – GIC Re South Africa Ltd. has calculated Unexpired Risk Reserve (URR) at 50% on proportional treaty business and 75% on non-proportional treaty business and 1/365th method for facultative business. No provision for URR is required by GIC Re India Corporate Member Ltd. since the subsidiary retrocedes all of its underwriting business to GIC Re.
 - 1.8.2 IBNR provisions are recognised as per the terms provided by the Financial Services Board (FSB) of South Africa. No provision for IBNR is required by GIC Re India Corporate Member Ltd. since the subsidiary reinsures all of its underwriting business to GIC Re
 - 1.8.3 Provision for taxation including deferred tax is accounted as per local tax laws and in accordance with the provisions of local GAAP.
 - 1.8.4 Statutory Reserves are created in accordance with the requirements of local laws.
 - 1.8.5 Deferred Commission is accounted in accordance with the provisions of local GAAP.
 - 1.8.6 Depreciation is accounted in accordance with the provisions of local GAAP.
 - 1.8.7 The amounts lying under Fixed Deposits and Negotiable Certificates of Deposits with a validity of less than one year relating to GIC Re South Africa Ltd. have been classified as investments by the Statutory Auditors of the Subsidiary. The same classification has been adopted while preparing the Consolidated Financial Statements. The impact of difference in accounting policy will not be material on the consolidated financial statements.

2. ACCOUNTING CONVENTION

The Balance Sheet, the Profit and Loss Account, Revenue Accounts and Cash Flow Statement are drawn up in accordance with the provisions of Section 11(1) of the Insurance Act, 1938 and to comply with the Generally Accepted Accounting Principles in India (Indian GAAP), including the Accounting Standards notified under the relevant provisions of the Companies Act, 2013. The financial statements also conform to the stipulation specified under the Insurance Regulatory and Development Authority of India (Preparation of Financial Statements and Auditors Report of Insurance Companies)

Regulations, 2002. The said statements are prepared on historical cost convention and on accrual basis except as otherwise stated and conform to the statutory provisions and practices prevailing in the General Insurance Industry in India.

3. REINSURANCE BUSINESS

3.1 Use of Estimates

The preparation of financial statements in conformity with the generally accepted accounting principles requires management to make estimates and assumptions that affect the reported amount of assets and liabilities as of the Balance Sheet date, revenue and expenses for the year ended and disclosure of contingent liabilities as of the Balance Sheet date. The estimates and assumptions used in accompanying financial statements are based upon management's evaluation of the relevant facts and circumstances as of the date of the financial statements. Actual results may differ from the estimates and assumptions used in preparing the accompanying financial statements. Any revision to accounting estimates is recognized prospectively in current and future periods.

3.2 Reinsurance Revenues

Premium is accounted based on accounts rendered by ceding companies upon receipt of accounts. At the year end, estimates are made for accounts not yet received, based on available information and current trends. In respect of Insurance Pool Business, where GIC Re is one of the members of the Pool, only the Corporation's share of revenue is recorded in the books of accounts.

4. OUTSTANDING CLAIMS

- 4.1 Estimated liability for outstanding claims in respect of Reinsurance business is based on advices received as of different dates up to the date of finalization of claim figures in the books for submission of the data to the "Appointed Actuary" and wherever such advices are not received, on estimates based on available information, current trends, past underwriting experience of the management and actuarial estimation basis.
- 4.2 Provision for claims incurred but not reported (IBNR) is made as certified by the appointed actuary based on accepted actuarial methods.

5. RECEIVABLES

Provisions for Doubtful Debts for receivables are provided as under:

- (i) Companies in liquidation
- (ii) Companies having non-moving balances over a period of 3 years
- (iii) Companies having moving balances, apart from various parameters, has primarily outstanding dues more than 3 years:

The Provision for doubtful debts does not include Domestic Pools and Structured Quota share treaties.

6. FOREIGN CURRENCY TRANSACTIONS

Revenue transactions in foreign currencies are converted at the daily rate of exchange on the day accounts are received and transactions are booked. The rates have been taken from Thomson Reuters India Pvt. Ltd.

- 6.1 Non-Monetary items including fixed assets and investments abroad are reported using the exchange rate applicable on the date of acquisition.

- 6.2** Monetary items such as receivables, payables and balances in bank accounts held in foreign currencies are converted using the closing rates of exchange at the balance sheet date.
- 6.3** The exchange gain/loss relating to revenue transaction, due to conversion of foreign currencies, is accounted for as revenue in respective revenue accounts. The common exchange gain/loss due to conversion is apportioned between Revenue Account and Profit and Loss Account in same proportion as stated in Significant Accounting Policy No.8.

7. RESERVE FOR UNEXPIRED RISK (URR)

The URR provisions are made as under:

7.1 Non-Life Business:

- (i) For HO:

Reserve for Unexpired Risk in respect of Marine Insurance (Hull) and Terrorism Risk Business (included in Fire and Engineering) is made at 100% of Net Premium, while for all other classes of insurance is made at 50% of Net Premium of the period for which accounts are prepared.

- (ii) London, Dubai & Malaysia Branch:

Reserve for Unexpired Risk is provided as per local practice. Adjustment for excess or short provision in URR, as per IRDAI requirement, is accounted at Head Office.

7.2 Life Business:

Reserve for Unexpired Risk is provided as determined by Appointed Actuary based on accepted actuarial methods.

8. APPORTIONMENT OF INTEREST, DIVIDEND AND RENT

As per the requirement of IRDAI, the income from interest, dividend and rent is apportioned between Profit and Loss Account and Revenue Accounts in the ratio of Shareholders' Fund and Policyholders' Fund respectively at the end of the year. The same is further apportioned amongst the revenue accounts on the basis of the respective Policyholder's fund at the end of the year. Shareholder's fund consists of share capital and free reserves. Policyholder's fund consists of provision for outstanding claims and reserves for unexpired risks.

9. FIXED ASSETS

Fixed assets are stated at cost less depreciation. Cost of shares in Co-operative Societies/Companies for property rights acquired is included under the head 'Buildings' under Fixed Assets.

Tangible Fixed Assets are stated at cost (including incidental expenses relating to acquisition and installation) less accumulated depreciation.

Intangible Assets:

Intangible Fixed Assets representing software are recorded at its acquisition price and are amortized over their estimated useful life on a straight-line basis, commencing from the date the assets are available for use. The management has estimated the useful life for such software as five years. The useful life of the asset is reviewed by the management at each Balance Sheet date.

9.1 Depreciation

Depreciation is provided on straight line method based on useful life of the assets as prescribed in Schedule II to the Companies Act, 2013 and residual value of the assets shall be ₹ 1/-. Depreciation is provided on pro-rata basis on additions to fixed assets and on assets sold/discarded/demolished/destroyed during the year.

9.2 Impairment of Assets

Fixed assets are reviewed for impairment at the end of the year whenever events or changes in circumstances warrant that the carrying amount of an asset may not be recoverable. Recoverability of an asset to be held and used is measured by a comparison of the carrying amount of an asset to future net discounted cash flows expected to be generated by the asset. If such an asset is considered to be impaired, the impairment to be recognized is measured by the amount by which the carrying amount of the asset exceeds the recoverable amount of the asset.

10. RETIREMENT BENEFITS TO EMPLOYEES

Liabilities on account of retirement benefits to the employees such as pension, gratuity and leave encashment are provided for on accrual basis, based on actuarial valuation and in compliance with Accounting Standard 15.

11. APPORTIONMENT OF EXPENSES

(i) Head office business:

Operating expenses relating to insurance business are apportioned to the Revenue Accounts on the basis of Reinsurance Premium accepted during the period for which accounts are prepared, giving weightage of 75% for Marine business & 100 % for Fire, Miscellaneous & Life Reinsurance business.

(ii) Foreign business:

Operating expenses relating to insurance business are also apportioned to the revenue accounts of branches on the same basis as mentioned in Note-8 above.

(iii) Investment Expenses:

Expenses relating to investment are apportioned between Revenue and Profit & Loss Account in the same proportion as stated in Significant Accounting Policy No.8. Investment expenses are adjusted from Investment income.

12. INVESTMENTS

12.1 Prudential norms as prescribed by appropriate regulatory authority is followed in regard to:

- (i) Revenue recognition
- (ii) Classification of assets into performing and non-performing and
- (iii) Provisioning against performing and non-performing assets.

12.2 The cost of investments includes premium on acquisition and other related expenses.

12.3 Short term money market instruments such as Collateralized Borrowing and Lending Operations (CBLO), Commercial Paper and Treasury bill, which are discounted at the time of contract at the agreed rate are accounted at their discounted value.

12.4 a) Unrealized gains/losses arising due to changes in the fair value of listed equity shares and mutual fund units are taken under the head "Fair Value Change Account" and on realization reported in Profit and Loss Account.

b) Pending realization, the credit balance in the "Fair Value Change Account" is not available for distribution.

12.5 Short term money market instruments such as Triparty Repo (TREPS), Commercial Paper and Treasury bill, which are discounted at the time of contract at the agreed rate are accounted at their discounted value.

12.6 Final Dividend is accounted for as income in the year of declaration and Interim dividend is accounted as income when the amount is received or credited up to 31st March.

12.7 Dividends/Interest on shares/debentures under objection/pending deliveries is accounted for on realization/payment.

12.8 Profit or Loss on sale of investments is apportioned between Profit and Loss Account and Revenue Accounts in the ratio of Shareholders' Fund and Policyholders' Fund respectively at the end of the year. The same are further apportioned amongst the revenue accounts on the basis of the respective Policyholders' Fund at the end of the year. Shareholders' fund consists of Share Capital and Free Reserves. Policyholders' fund consists of provisions for outstanding claims and reserves for unexpired risks.

Profit/Loss on sale of investments is computed at average book value of investments on the date of sale.

12.9 Debt securities including Government securities and Redeemable Preference shares have been considered as 'held to maturity' securities and have been measured at historical cost subject to amortization of premium paid over residual period. The call date has been considered as maturity date for amortization of Perpetual Bonds.

12.10 In case of repo transaction, difference between the selling and buying value is treated as interest income.

12.11 Income received from the Fixed Maturity Mutual fund (Dividend Option) is booked as dividend.

12.12 Investments are apportioned between Shareholders' Fund & Policyholders' Fund in the ratio of balance available in the respective funds at the end of the year.

13. AMORTIZATION OF PREMIUM AND PROVISION FOR DOUBTFUL LOANS, INVESTMENTS AND DEBTS

Amortization of premium, provision for doubtful loans, doubtful debts and diminution in the value of investments written off, are recognized in the profit & loss account. Securities purchased at a discount are booked at the discounted price.

14. COMPLIANCE WITH ACCOUNTING STANDARDS

The Corporation has complied with relevant accounting standards prescribed by ICAI to the extent applicable and IRDAI guidelines in preparation of its financial statements

15. PREMIUM DEFICIENCY RESERVE (PDR)

Non-Life business: Wherever applicable, Premium deficiency is worked out separately for each segmental revenue level basis viz. fire, marine and miscellaneous. As per IRDAI circular no. IRDAI/Reg/7/119/2016 dated 07 April 2016, PDR is calculated by Non-Life Appointed Actuary.

Life Re business: As per IRDAI circular no. IRDAI /Reg/7/121/2016 dated 13 April 2016, PDR is calculated by Life Re Appointed Actuary/panel Actuary

16. DEFERRED COMMISSION

London BO has accounted for deferred commission as per the local laws. The same is accounted as Commission at Head Office, in compliance to IRDAI requirements.

II. NOTES FORMING PART OF CONSOLIDATED FINANCIAL STATEMENTS AS ON 31st MARCH 2020.

1. Financial Information pursuant to schedule III of Companies Act, 2013

Name of the Entities	Net Worth		Share in Profit/(Loss)	
	Percentage of Net Assets	Amount In '000	Percentage of Profit/(Loss)	Amount in '000
Parent Company				
General Insurance Corporation of India (GIC Re)	89 %	20 52 94 515	185.10 %	(3754 850)
Subsidiaries Companies (Foreign)				
a. GIC Re South Africa Ltd., Johannesburg	3 %	66 95 895	(62.82%)	127 434
b. GIC Re India Corporate Member Ltd., London, UK		86 908	0.47 %	(9 497)
C . GIC Perestrakhovanie LLC, Moscow		7 60 432	-	73 813
Associates Foreign (investment as per Equity method)				
a. India International Pte. Ltd., Singapore	2 %	3640 179	(3.95%)	80 081
b. GIC Re Bhutan Ltd., Bhutan		30 487	(0.60 %)	12 211
Associates Indian (investment as per Equity method)				
a. Agriculture Insurance Company of India Ltd., New Delhi	6%	1 35 97 625	(34.31 %)	696 038
Total		83.89 %	(162,78,57)	
Adjustments arising out of consolidation	-	(7 09 554)	16.11 %	(400 644)
Share of Minority in Subsidiaries				
Consolidated Net Worth*/Net Profit	100 %	229396 490	100 %	(2028 501)

*Net Worth= Share Capital + Reserves and Surplus-Deferred Tax Assets - Foreign Currency Translation Reserve

2. Books maintained on Calendar year

The accounts of the subsidiary company, GIC Re India Corporate Member Ltd., London, UK, and Associates, India International Pte. Ltd., Singapore and GIC Re Bhutan Ltd., Bhutan, which are combined in the consolidated financial statements, are prepared on calendar year basis in accordance with the local requirements and these have been consolidated as such. There is no material change during the quarter January 2020 to March 2020 requiring adjustments to the figures reported in the audited/ unaudited accounts as received

3. Investments

- 3.1 Provision of holding company ₹ 441,794 thousand (Previous Year ₹ 494,577 thousand) for assets has been made as per Prudential norms for Income recognition, Asset Classification and provisioning and other related methods as prescribed by appropriate regulatory authorities.
- 3.2 The Book Value of Investments of holding company valued on Fair Value basis is: Equity ₹ 108,322,497 thousand (Previous year ₹ 99,351,174 thousand) & Mutual Funds ₹ 22,547,180 thousand (Previous year ₹ 20,176,100 thousand).

- 3.3 A Provision of holding company has been made for ₹ 15,031,897 thousand (Previous year ₹ 6,883,434 thousand) towards Non-Performing Assets (Other than Standard Assets). Therefore, the incremental provision accounted during the year is ₹ 8,148,462 thousand.

3.4 Provisioning for ILFS, DHFL, Reliance Capital & Reliance Home Finance Ltd.

IL&FS Group:

The Corporation has total exposure by way of investments in Debentures of IL&FS group companies to the tune of ₹ 7,888,061 thousand as on 31st March 2020, consisting of Secured debentures of ₹ 7,037,896 thousand and remaining ₹ 850,165 thousand as Unsecured. During the year 2018-19, the Corporation has made a provision of 50% on Secured portion and 100% on Unsecured portion. During the year 2019-20, Corporation has made balance 50% provision on Secured portion (total 100% provision made on both secured and unsecured portion).

Dewan Housing Finance Ltd.:

The Corporation has total exposure by way of investments in Debentures of Dewan Housing Finance Ltd. to the tune of ₹ 2,048,433 thousand as on 31st March 2020, consisting of Secured debentures of ₹ 1,448,571 thousand and remaining ₹ 599,862 thousand as Unsecured. During the year, the Corporation has made a provision of 100% on both Secured and Unsecured portion.

Reliance Capital Ltd. and Reliance Home Finance Ltd.:

The Corporation has total exposure by way of investments in Debentures of Reliance Capital Ltd. to the tune of ₹ 3,652,645 thousand as on 31st March 2020 consisting of Secured debentures of ₹ 2,705,672 thousand and remaining ₹ 946,973 thousand as Unsecured. During the year, the Corporation has made a provision of 15% on Secured portion amounting to ₹ 405,929 thousand and 100% on Unsecured portion amounting to ₹ 946,973 thousand aggregating to ₹ 1,352,902 thousand.

The Corporation has total exposure by way of investments in Debentures of Reliance Home Finance Ltd. to the tune of ₹ 949,547 thousand as on 31st March 2020 consisting of Secured debentures of ₹ 250,000 thousand and remaining ₹ 699,547 thousand as Unsecured. During the year, the Corporation has made a provision of 15% on Secured portion amounting to ₹ 37,500 thousand and 100% on Unsecured portion amounting to ₹ 699,547 thousand aggregating to ₹ 737,047 thousand.

The above provisions, in the opinion of the management are considered appropriate and are higher than the provision required to be made as per Prudential Norms for Income Recognition, Asset Classification and Provisioning issued by RBI and IRDAI applicable to Insurance Companies.

4. Re-insurance - Life Reinsurance Business -URR

During the year, the Corporation has made a provision of ₹ 2,197,136 thousand (Previous Year ₹ 1,101,665 thousand) towards unexpired risk reserve for life business as determined by Life Appointed Actuary as per IRDAI guidelines. (Except Re-takaful business)

5. Employees Benefits

The Corporation has classified the various benefits provided to employees as under:

- (i) Pension Superannuation Scheme
- (ii) Defined Benefit Plan
 - (a) Leave Encashment
 - (b) Gratuity
 - (c) Provident Fund

(iii) Settlement Benefit

During the year Corporation has recognized the following amounts in the Profit and Loss Account based upon the actuary reports:

(₹ in thousand)

Particulars	Year ending 31 st March, 2020	Year ending 31 st March, 2019
Pension Superannuation Scheme (Employees' Pension Fund)	872 065	84 627
Leave Encashment (Earned leave and Sick Leave)	39 845	4 274
Gratuity (Employees Gratuity Fund)	67 732	105 722
Provident Fund (Employees Provident Fund)	0	0
Settlement Benefit	3 939	1 585

A) Change in the Present Value of Obligation

(₹ in thousand)

Particulars	Pension		Gratuity		Leave Salary*		Settlement	
	31/03/2020	31/03/2019	31/03/2020	31/03/2019	31/03/2020	31/03/2019	31/03/2020	31/03/2019
Present Value of Obligation as 1 April	1979 342	1830 225	579 718	516 180	361 112	356 839	18 007	16 422
Interest Cost	140 378	136 664	39 631	39 139	27 865	27 333	1 286	1 258
Past Service Cost	0	0	0	0	0	0	0	0
Current Service Cost	41 564	33 011	26 400	24 015	19 405	18 161	394	722
Curtailment Cost/(Credit)	0	0	0	0	0	0	0	0
Settlement Cost/(Credit)	0	0	0	0	0	0	0	0
Benefit Paid	(345 345)	(92 196)	(49 311)	(10 450)	0	0	0	0
Actuarial (Gain)/ Loss on Obligation	858 940	71 638	8 135	10 834	(7 426)	(41 222)	2 260	(394)
Present Value of Obligation at 31 st March	2674 879	1979 342	604 572	579 718	400 957	361 112	21 946	18 007

*Earned Leave + Sick Leave

B) Change in the Fair value of Plan Assets

(₹ in thousand)

Particulars	Pension		Gratuity		Leave Salary		Settlement	
	31/03/2020	31/03/2019	31/03/2020	31/03/2019	31/03/2020	31/03/2019	31/03/2020	31/03/2019
Fair Value of Plan Assets as at 1 April	1959 115	1730 841	552 235	505 998	0	0	0	0
Expected return on Plan Assets	173 156	160 612	39 062	42 345	0	0	0	0
Actuarial Gain/ (Loss) on Obligation	(4 338)	(3 926)	(32 628)	(74 079)	0	0	0	0
Contribution	325 292	163 784	39 030	88 420	0	0	0	0
Benefit Paid	(345 345)	(92 196)	(49 312)	(10 450)	0	0	0	0
Fair Value of Plan Assets at 31 st March	2107 879	1959 115	548 387	552 235	0	0	0	0
Unpaid Amount	0	0	0	0	0	0	0	0
Fair Value of Plan (Net) Assets at 31 st March	2107 879	1959 115	548 387	552 235	0	0	0	0
Actual return	168 818	156 686	6 434	(31 734)	0	0	0	0

C) Reconciliation of Present Value of Defined Benefit Obligation and the Fair Value of Assets

(₹ in thousand)

Particulars	Pension		Gratuity		Leave Salary*		Settlement	
	31/03/2020	31/03/2019	31/03/2020	31/03/2019	31/03/2020	31/03/2019	31/03/2020	31/03/2019
Present Value of Obligation	2674 879	1979 342	604 572	579 718	400 957	361 112	21946	18 007
Fair Value of Plan Assets	2107 879	1959 115	548 387	552 235	0	0	0	0
Unfunded Net Asset/(Liability) Recognized in Balance Sheet	(567 000)	(20 228)	(56 185)	(27 483)	(400 957)	(361 112)	(21 946)	(18 007)

*Earned Leave + Sick Leave

D) Expenses recognized in the Profit and Loss Account

(₹ in thousand)

For year ending 31 st March, 2020	Pension	Gratuity	Leave Salary*	Settlement
Current Service Cost	41 564	26 400	19 405	394
Interest Cost	140 378	39 631	27 865	1 286
Curtailment Cost/(Credit)	0	0	0	0
Settlement Cost/(Credit)	0	0	0	0
Expected Return on Plan Assets	(173 156)	(39 063)	0	0
Net actuarial (gains)/losses recognized in the period	863 278	40 763	(7 426)	2 260
Total Expenses recognized in the Profit & Loss A/c	872 065	67 732	39 845	3 939

*Earned Leave + Sick Leave

(₹ in thousand)

For year ending 31 st March, 2019	Pension	Gratuity	Leave Salary*	Settlement
Current Service Cost	33 011	24 015	18 161	722
Interest Cost	136 664	39 139	27 333	1 258
Curtailment Cost/(Credit)	0	0	0	0
Settlement Cost/(Credit)	0	0	0	0
Expected Return on Plan Assets	(160 612)	(42 345)	0	0
Net actuarial (gains)/losses recognized in the period	75 564	84 913	(41 222)	(394)
Total Expenses recognized in the Profit & Loss A/c	84 627	105 722	4 274	1 585

*Earned Leave + Sick Leave

E) Plan Assets

(in %)

Particulars	Pension		Gratuity		Leave Salary *		Settlement	
	31/03/2020	31/03/2019	31/03/2020	31/03/2019	31/03/2020	31/03/2019	31/03/2020	31/03/2019
Government Securities (Central & State)	0	55.00	0	0.00	0	0.00	0.00	0.00
High quality Corporate Bonds	0	0.00	0	0.00	0	0.00	0.00	0.00
Others	100	45.00	100.0	100.00	0	0.00	0.00	0.00

*Earned Leave + Sick Leave

F) Actuarial Assumption

(in %)

Particulars	Pension		Gratuity		Leave Salary*		Settlement	
	31/03/2020	31/03/2019	31/03/2020	31/03/2019	31/03/2020	31/03/2019	31/03/2020	31/03/2019
Discount Rate	6.88	7.77	6.83	7.14	6.83	7.77	6.83	7.14
Expected return on assets	9.00	9.00	7.14	7.77	0	0	0	0.00
Salary Escalation*	6.00	8.00	10.00	10.00	10.00	10.00	10.00	10.00
Attrition/ withdrawal Rate	2.00	2.00	3.00	3.00	3.00	3.00	3.00	3.00
Indian Assured Lives Mortality	2006-08	2006-08	2012-14	2006-08	2012-14	2006-08	2012-14	1994-96

*Earned Leave + Sick Leave

G) Other Disclosures**Pension***

(₹ in thousand)

Particulars	2019-20	2018-19	2017-18	2016-17	2015-16	2014-15
Experience Adjustment						
On obligation	858 940	71 638	117 366	123 995	103 224	16 205
On plan assets	4 338	3 926	(21 986)	(95 603)	4 448	(60 980)
Present Value of obligation	2674 879	1979 342	1830 225	1623 232	1414 830	1303 844
Fair Value of plan assets	2107 879	1959 115	1730 841	1578 306	1320 857	1272 735
Excess of obligation over plan assets	(567 000)	(20 228)	(99 384)	(44 926)	(93 972)	(31 109)

Gratuity

(₹ in thousand)

Particulars	2019-20	2018-19	2017-18	2016-17	2015-16	2014-15
Experience Adjustment						
On obligation	(1 805)	14 115	43 166	27 851	43 921	93 092
On plan assets	32 628	74 079	(54 996)	(2 721)	(35 455)	18 615
Present Value of obligation	604 572	579 718	516 180	429 740	371 197	301 229
Fair Value of plan assets	548 387	555 235	505 998	381 302	337 724	225 554
Excess of obligation over plan assets	(56 185)	(27 483)	(10 181)	(48 438)	(33 473)	(75 675)

Leave Salary

(₹ in thousand)

Particulars	2019-20	2018-19	2017-18	2016-17	2015-16	2014-15
Experience Adjustment						
On obligation	0	(43 982)	(18 137)	51 886	(37 199)	(43 100)
On plan assets	0	0	0	0	0	0
Present Value of obligation	400 957	361 112	356 839	332 028	245 182	227 340
Fair Value of plan assets	0	0	0	0	0	0
Excess of obligation over plan assets	400 957	361 112	356 839	332 028	245 182	227 340

Settlement

(₹ in thousand)

Particulars	2019-20	2018-19	2017-18	2016-17	2015-16	2014-15
Experience Adjustment						
On obligation	2 260	(394)	(618)	(537)	178	0
On plan assets	0	0	0	0	0	0
Present Value of obligation	21 946	18 007	16 422	15 216	14 024	12 195
Fair Value of plan assets	0	0	0	0	0	0
Excess of obligation over plan assets	21 946	18 007	16 422	15 216	14 024	12 195

*The Central Government, vide gazette Notification no. 1627 (E) dated 23/04/2019, have framed the General Insurance (Employees) Pension Amendment Scheme, 2019 to grant a final option to opt for the General Insurance (Employees) Pension Scheme 1995 to the various categories of employees/families of deceased employees. During the current quarter, eligible employees have opted for pension scheme and based on actuarial valuation we have provided for ₹ 567,000 thousand in the current year ended 31st March 2020.

Actuarial gain/loss has been charged to Profit and Loss Account.

6. Related party Disclosures as per Accounting Standard - 18 "Related Party Transaction" issued by ICAI:

- a) Associate Company:
 - India International Pte. Limited, Singapore
 - Agriculture Insurance Company of India Limited, New Delhi, India
 - GIC Bhutan Re Ltd, Bhutan
- b) The Board of GIC Re in its meeting dated 6th June 2016 authorized GIC Re to upgrade Moscow Representative Office into a business underwriting office by establishing a wholly owned subsidiary in Russia and approved the requisite capital. During the current financial year GIC Re Moscow Representative Office has been converted to our subsidiary after obtaining necessary approvals on 30th January 2020.

Nature and volume of transactions: With (a) above

(b) Associates

(₹ in thousand)

Period	Agriculture Ins. Co. Ltd		India International Pte Ltd.		GIC-BHUTAN RE	
	2019-20	2018-19	2019-20	2018-19	2019-20	2018-19
Premium Accepted	44806 498	38487 907	316 190	70 352	62 846	12 626
Premium Ceded	(6 134)	(7 173)	2 790	2 538	-	-
Net Premium	44812 632	38495 080	313 400	67 813	62 846	12 626
Commission Paid	1994 356	1988 526	52 982	14 790	-	-
Commission Recovered	(4)	1 736	-	-	-	-
Net Commission	1994 360	1986 790	52 982	14 790	-	-
Claims Paid	36751 768	45413 335	155 717	23 360	-	-
Claims Recovered	-	46 170	-	-	-	-
Net Claims	36751 768	45367 165	155 717	23 360	-	-
Balance as on 31st March (-) indicates amount payable by GIC	-	-	-	-	62 846	-

c) Key Management Personnel:

Sl. No.	Designation	Name
1	Chief Executive officer	Shri Devesh Srivastava (W.e.f. 17.12.2019) Smt. Alice G. Vaidyan (Upto 31.07.2019)
2	Director, General Manager & Chief Finance Officer General Manager & Chief Finance Officer	Smt. Sashikala Muralidharan (Upto 30.11.2019) Smt. Suchita Gupta (W.e.f. 01.12.2019)
3	Director, General Manager & Chief Underwriting Officer General Manager & Chief Underwriting Officer	Smt. Usha Ramaswamy (Upto 31.10.2019) Smt. Reena Bhatnagar (W.e.f. 19.11.2019)
4	General Manager & Chief Marketing Officer General Manager & Chief Marketing Officer	Shri Deepak Godbole (upto 07.07.2019) Shri Deepak Prasad (W.e.f. 19.11.2019)
5	General Manager & Chief Investment Officer	Shri S.N. More
6	General Manager, Chief of Internal Audit & Financial Advisor	Smt. Reena Bhatnagar (Upto 18.11.2019) Smt. Madhulika Bhaskar (W.e.f. 19.11.2019)
7	General Manager & Chief Risk Officer	Smt. Madhulika Bhaskar
8	General Manager , Company Secretary & Chief Compliance Officer	Smt. Suchita Gupta
9	Appointed Actuary (Life Insurance) Consulting Actuary (Non-Life Insurance) Appointed Actuary (Non-Life Insurance)	Shri Ajai Kumar Tripathi (Upto 29.11.2019) Shri Sateesh N. Bhat (W.e.f. 19.11.2019 and upto 19.01.2020) Shri Sateesh N. Bhat (W.e.f. 20.01.2020)
10	General Manager General Manager General Manager	Shri Devesh Srivastava (Upto 16.12.2019) Shri Deepak Prasad Shri Satyajit Tripathy (W.e.f. 24.05.2019)

ii. Details of Key Managerial Personnel Remuneration for the year ended 31.03.2020 is as follows: (₹ in thousand)

Sl. No	Name	Designation	Gross Salary	Corp.'s P.F.	House Perquisite	Loan Perquisite	Vehicle Perquisite	LTS perquisite	Other Perquisite
1	Chief Executive officer	Shri Devesh Srivastava (W.e.f. 17.12.2019)	886.14	71.56	106.30	-	6.30	-	177.68
		Smt. Alice G. Vaidyan (Upto 31.07.2019)	1,065.85	89.76	133.19	-	32.40	-	311.08

Sl. No	Name	Designation	Gross Salary	Corp.'s P.F.	House Perquisite	Loan Perquisite	Vehicle Perquisite	LTS perquisite	Other Perquisite
2	Director, General Manager & Chief Finance Officer	Smt. Sashikala Muralidharan (Upto 30.11.2019)	1,864.03	99.97	176.20	-	21.60	-	116.30
	General Manager & Chief Finance Officer	Smt. Suchita Gupta (W.e.f. 01.12.2019)	851.38	47.80	72.50	-	10.80	-	102.32
3	Director, General Manager & Chief Underwriting Officer	Smt. Usha Ramaswamy (Upto 31.10.2019)	1,354.65	81.76	119.36	55.23	18.90	-	70.12
	General Manager & Chief Underwriting Officer	Smt. Reena Bhatnagar (W.e.f. 19.11.2019)	1,025.68	55.70	90.39	0.88	11.88	-	86.87
4	General Manager & Chief Marketing Officer	Shri Deepak Godbole (Upto 07.07.2019)	609.10	36.94	53.61	-	21.60	-	-
	General Manager & Chief Marketing Officer	Shri Deepak Prasad (W.e.f. 19.11.2019)	1,205.30	54.02	97.20	-	11.88	-	120.27
5	General Manager & Chief Investment Officer	Shri S.N. More	2,519.92	142.11	225.01	25.86	32.40	99.10	128.91
6	General Manager, Chief of Internal Audit & Financial Advisor	Smt. Reena Bhatnagar (Upto 18.11.2019)	1,719.39	93.93	161.03	1.51	20.52	-	11.97
		Smt. Madhulika Bhaskar (W.e.f. 19.11.2019)	1,240.99	63.60	110.46	-	14.58	-	204.55
7	General Manager & Chief Risk Officer	Smt. Madhulika Bhaskar	2,508.62	139.69	220.97	-	32.40	-	172.70

Sl. No	Name	Designation	Gross Salary	Corp.'s P.F.	House Perquisite	Loan Perquisite	Vehicle Perquisite	LTS perquisite	Other Perquisite
8	General Manager & Chief Compliance Officer	Smt. Suchita Gupta	2,423.34	142.11	209.56	-	32.40	-	211.64
9	Appointed Actuary (Life Insurance)*	Shri Ajai Kumar Tripathi (Upto 29.11.2019)	3,332.00	-	-	-	-	-	-
10	Consulting Actuary (Non-Life Insurance)*	Shri Sateesh N. Bhat (W.e.f. 19.11.2019 and upto 19.01.2020)	1,237.94	-	-	-	-	-	-
11	Appointed Actuary (Non-Life Insurance)*	Shri Sateesh N. Bhat (W.e.f. 20.01.2020)	1,468.06	-	-	-	-	-	-
12	General Manager	Shri Devesh Srivastava (Upto 16.12.2019)	1,556.75	91.48	134.65	28.73	15.30	-	15.84
13	General Manager	Shri Deepak Prasad	2,718.84	145.05	229.56	20.52	32.40	-	139.27
14	General Manager	Shri Satyajit Tripathy (W.e.f. 24.05.2019)	2,101.42	115.96	186.09	30.70	27.70	-	149.09

*Professional fees

Details of Key Managerial Personnel Remuneration for the year ended 31.03.2019 is as follows: (₹ in thousand)

Sl. No	Name	Designation	Gross Salary	Corp.'s P.F.	House Perquisite	Loan Perquisite	Vehicle Perquisite	LTS perquisite	Other Perquisite
1	Chief Executive Officer	Mrs. Alice G. Vaidyan	3,086.84	265.32	402.73	0.00	32.40	0.00	3.56
2	General Manager & Chief Finance Officer	Mr. V.C. Jain (up to 31.07.2018)	703.83	46.72	71.20	0.00	10.80	0.00	40.02
	Director, General Manager & Chief Finance Officer	Mrs. Sashikala Muralidharan (w.e.f. 01.08.2018)	1,553.13	98.67	142.30	0.58	14.40	0.00	67.74

Sl. No	Name	Designation	Gross Salary	Corp.'s P.F.	House Perquisite	Loan Perquisite	Vehicle Perquisite	LTS perquisite	Other Perquisite
3	Director, General Manger & Chief Underwriting Officer	Mrs. Usha Ramaswamy (w.e.f. 01.08.2018)	1,526.13	92.46	136.12	63.12	14.40	0.00	41.67
4	General Manager & Chief Marketing Officer	Mr. Pauly Sukumar N. (up to 30.06.2018)	518.48	34.06	52.43	0.00	8.10	0.00	324.13
		Mr. Deepak Godbole (W.e.f. 01.08.2018)	1,502.60	90.94	131.87	0.00	14.40	0.00	42.45
5	Appointed Actuary (General Insurance)*	Mrs. Priscilla Sinha (up to 31.12.2018)	5,940.90	0.00	0.00	0.00	0.00	0.00	0.00
6	Deputy General Manager & Chief Investment Officer	Mr. Uttam Kumar Sharma (from 22.01.2017 to 31.07.2018)	611.63	41.71	61.68	0.00	7.20	0.00	35.36
	General Manager & Chief Investment Officer	Mr. S.N. More (w.e.f. 01.08.2018)	1,575.35	93.00	143.69	0.00	0.00	0.00	217.26
7	General Manager, Chief of Internal Audit & Financial Advisor	Mr. D.R. Waghela (upto 31.05.2018)	350.26	23.90	34.75	0.00	5.40	0.00	24.07
		Mr. Devesh Srivastava (from 01.08.2018 up to 10.10.2018)	593.07	66.25	64.10	19.09	9.37	0.00	156.39
		Mrs. Reena Bhatnagar (w.e.f. 11.10.2018)	1,010.99	61.67	89.57	2.15	9.00	0.00	24.20

Sl. No	Name	Designation	Gross Salary	Corp.'s P.F.	House Perquisite	Loan Perquisite	Vehicle Perquisite	LTS perquisite	Other Perquisite
8	General Manager & Chief Risk Officer	Mrs. Madhulika Bhaskar	2,203.68	134.10	0.00	0.00	21.60	0.00	84.47
9	General manager & Chief Compliance Officer	Mrs. Suchita Gupta	2,169.40	136.86	201.94	0.00	21.60	0.00	77.42
10	General Manager	Mr. Deepak Prasad (w.e.f 01.04.2018)	2,254.25	141.12	0.00	30.70	0.00	0.00	64.18
11	General Manager	Mr. Sushil Kumar (up to 31.12.2018)	1,754.39	105.77	171.31	53.25	24.30	0.00	334.44
12	Appointed Actuary (Life Insurance)*	Mr. Ajai Kumar Tripathi (w.e.f 20.11.2018)	1,753.33	0	0	0	0	0	0

*Professional fees

7. Earnings per Share (EPS) as per Accounting Standards 20 issued by ICAI:

	2019-20	2018-19
Profit after Tax ('000)	(18,64,566)	2,75,75,696
Number of equity shares (weighted avg.)	17,54,400,000	17,54,400,000
Nominal value of share (₹)	₹ 5/-	₹ 5/-
Basic and Diluted EPS (in ₹)	₹ (1.06)	₹ 15.72/-

Basic earnings per share are calculated by dividing the profit or loss after tax for the year attributable to equity shareholders by the weighted average number of equity shares outstanding during the year. For the purpose of calculating diluted earnings per share, the profit or loss after tax for the year attributable to equity shareholders and the weighted average number of shares outstanding during the year are adjusted for the effects of all dilutive potential equity shares which could have been issued on the conversion of all dilutive potential equity shares.

Potential equity shares are deemed to be dilutive only if their conversion to equity shares would decrease the net profit per share from continuing ordinary operations. Potential dilutive equity shares are deemed to be converted as at the beginning of the period, unless they have been issued at a later date. The dilutive potential equity shares are adjusted for the proceeds receivable had the shares been actually issued at fair value. Dilutive potential equity shares are determined independently for each period presented.

The face value of equity share is consolidated from ₹ 1 to ₹ 5 per share. Accordingly, the Earning Per Share, Book Value per share and Dividend per share is based on the face value of ₹ 5 per share. During the Year ended 31.03.2019, the Corporation has issued

bonus shares in the ratio of 1:1. Accordingly the Earning Per Share, Book Value per share and Dividend per share is based on the increased number of shares.

During the previous Financial year 2018-19, the Corporation issued bonus equity shares in the ratio of 1:1 i.e. 1 (one) equity share of ₹ 5/- each (fully paid up) for every 1 (one) existing equity share of ₹ 5/- each (fully paid up) to the Shareholders of the Corporation, in the month of July, 2018.

As on 31st March 2020 and 31st March 2019, the Issued, Subscribed, Called-up and Paid-up Capital of the Corporation is ₹ 877,20,00,000/- comprising of 175,44,00,000 Equity shares of ₹ 5/- each.

Accordingly Earning Per Share, Book Value per share and Dividend per share is worked out for the previous years based on the increased number of shares.

8. Taxation

Disclosures as per Accounting Standard – 22 “Accounting for Taxes on Income”:

- (a) Deferred Tax assets are recognized if there is a reasonable certainty that they will be realized and are reviewed for the appropriateness of their respective carrying values at each balance sheet date. Deferred Tax asset on Business loss has been recognized and carried over by the company of amounting to ₹ 1,63,936.45 thousand owing to virtual certainty of availability of future taxable income to realize such asset.

(₹ in thousand)

Particulars	As on 31.03.2020 Deferred Tax		As on 31.03.2019 Deferred Tax	
	Assets	Liability	Assets	Liability
Timing difference on account of difference in WDV as per books & WDV as per Income Tax Act, 1961	-	103 388	-	114 054
Provision for Employees Benefits	147 779	-	140 209	-
Carry Forward Losses	163 936	-	-	-
Foreign Branches	-	472	-	593
Others	2 859	-	-	-
Total	314 574	103 860	140 209	114 647
Net Deferred Tax	210 715		25 562	

- (b) With insertion of new section 115BAA in the Income-tax Act 1961, an option is provided to domestic companies to avail the benefit of reduced corporate tax rate of 22%. Companies availing such benefit will not be required to compute book profit u/s. 115JB of the Act (MAT) and consequently shall not be eligible for claiming unutilized MAT credit. As GIC Re has total unutilized MAT credit of ₹ 1440,52,44 thousands as on 31.03.2020 which is eligible for set off for subsequent assessment years. Hence the Corporation has not opted for concessional tax rate under section 115BAA, for the year 2019-20.
- (c) It is GIC Re's consistent policy to offset the provision for taxation and advance tax for those Assessment Years where ITAT's decision is finalized. In case of AY 2010-11, ITAT decision was in the favour of Corporation, so the provision for taxation is squared off with Advance Tax amount. The excess provision made during that year is also reversed in the books of ₹ 878,006 thousand. Further Additional provision has been created in this year for following assessment years:

Assessment year	Amount'000
A.Y. 2016-17	8 200
A.Y. 2017-18	39 271
A.Y. 2018-19	1 125
A.Y. 2019-20	32 924
A.Y. 2010-11 (reversed)	(878 006)
Net	(796 487)

9. During the year, the Group has reviewed its fixed assets for impairment. In the opinion of the management of the respective companies no provision for impairment loss is considered necessary.
10. Foreign Exchange Reserve Account is increased by ₹ 11,05,949 thousand, Previous Year ₹ 78,369) consisting of the following:

S No.	Particulars	Current Year		Previous year	
		Debit	Credit	Debit	Credit
1	Net Investment in non-integral foreign operation of Holding company	-	1105 949	-	78 369
2	Others				
	Total	-	1105 949	-	78 369

11. The Holding Company's office premises are obtained on operating lease and are renewable/cancellable at mutual consent. There are no restrictions imposed by lease agreements. Lease terms are based on individual agreements. Significant leasing agreements are in respect of operating lease for premises. Aggregate lease rentals amounting to ₹ 32,543 thousand (Previous year ₹ 36,100 thousand) in respect of obligation under operating lease are charged to revenue account As per AS-19 related to Lease, GIC Re is not required make any disclosure under AS-19.
12. The Corporation is under process of reconciling the outstanding balances of Goods & Service Tax (GST) liability and assets as shown in the financial statements with the respective GST returns filed by the Corporation. The Corporation is under the process of reconciling the GST asset of ₹ 907,356 thousand and till date we have reconciled ₹ 418,591 thousand. Once the reconciliation is completed, Corporation would be accounting the subsequent impact of any, which is unascertainable as of now. The management if of the view that the same will be reconciled and claimed in the near future.
13. (a) Corporation has put in place system of continuous reconciliation and monitoring of balances on an ongoing basis with persons/bodies carrying on insurance/reinsurance business. The Corporation has provided a cumulative provision of ₹ 7,799,829, thousand (P.Y. ₹ 6,563,788 thousand) for doubtful receivables.
- (b) The balances of amount due to/from other persons/bodies carrying on insurance business and deposits held are subject to confirmation/reconciliation. Adjustments, if any, will be accounted for on receipt/confirmation/reconciliation of the same after due examination. The Corporation has also provided a provision on doubtful debts on sundry debtors outstanding for more than 1 year as on 31.03.2020 amounting to ₹ 22,958 thousand (Previous year NIL).
14. The Corporation generally makes payments to its creditors within a period of 45 days as stipulated in Micro, Small and Medium Enterprises Act 2006. The Corporation is in the process of identifying Micro, Small and Medium Enterprises as defined in above referred act. Hence relevant disclosures are not made. The Corporation has neither received any claims for interest nor provided any interest payable to Micro, Small and Medium Enterprises as required by aforesaid act.

15. Proposed Dividend for the year 2019-20

In view of the amendment to AS 4 as per the Companies (Accounting Standards) Amendment Rules, 2016, the Corporation has not made any provision for Dividend in the Annual Accounts for the year 2019-20. The Corporation did not propose any dividend on equity shares for the year 2019-20 upon taking cognizance of IRDAI Circular no. IRDA/F&A/CIR/MISC/099/04/2020 dated 24th April 2020, urging the insurers to take a conscious call to refrain from dividend pay-outs from profits pertaining to the financial year ending 31st March 2020

The Board of Directors of the Holding Company at their meeting dated 23rd May 2019 recommended a final dividend at the rate of ₹ 6.75 per equity share of face value of ₹ 5/- each out of the profits of the holding company for the financial year 2018-19 on present equity share of the Holding Company. The final dividend of ₹ 6.75/- per share was approved by the shareholders at the Annual General meeting on 27th August 2019 and an amount of ₹ 11,842,200 thousand was paid during the year FY 2019-20.

16. Contingent Liabilities:

- Partly Paid up investments ₹ NIL (Previous year NIL)
- Underwriting commitments outstanding ₹ NIL (Previous year NIL)
- Claims, other than Partly under policies not acknowledged as debts: ₹ 6,186 thousand (Previous year ₹ 11,000 thousand)
- Guarantees/LC given by or on behalf of the Corporation ₹ 33,439,903 thousand (Previous year ₹ 27,366,024 thousand)
- Statutory demand/liabilities in dispute - Income-tax demands disputed, not provided for ₹ 70,932,495 thousand (Previous year ₹ 29,930,036 thousand).

The Corporation has received Income Tax Demand Notice of ₹ 36,011,073/- thousand (previous year NIL) for the Assessment Year 2017-18 dated 30th May 2019, which the Corporation is contesting, and the matter is pending before the Commissioner of Income Tax (Appeal). Accordingly, the Corporation has disclosed the tax demand as addition in contingent liability as the case is still pending before Tax authority.

Year-wise break up as follows:

(₹ in thousand)

Sl No.	Assessment Year	Amount
1	2002-03	694 362
2	2003-04	757 312
3	2004-05	1879 038
4	2005-06	1849 956
5	2006-07	2669 404
6	2006-07	11 170
7	2007-08	3126 779
8	2008-09	3149 757
9	2009-10	1809 812
10	2010-11	2903 967
11	2011-12	240 140
12	2012-13	0

Sl No.	Assessment Year	Amount
13	2013-14	136 902
14	2014-15	71 432
15	2015-16	5853 428
16	2016-17	9733 507
17	2017-18	36045 531
	Total	70932 495

- (f) The corporation has received various show cause notices issued by GST/Service tax department during the current year amounting to ₹ 42,711,035 thousand (previous year ₹ 12,680,709 thousand) and the Corporation is contesting the same with the authority. All other Contingent Liabilities have been disclosed as foot note in audited Standalone Balance Sheet

Year-wise break up as follows:

Financial Year	Figures In INR Thousands ('000)		
	Service Tax/ Interest demanded in SCN	Interest up to March 2020 on estimated basis	Total Liability + Estimated Interest
2011-12	482 927	775 594	1258 522
2012-13	590 537	841 831	1432 368
2013-14	487 175	606 312	1093 487
2014-15	1333 176	1313 940	2647 116
2015-16	1655 174	1233 822	2888 997
2016-17	10675 265	5612 906	16288 172
2017-18	7739 421	3410 396	11149 818
2017-18	4314 300	1638 252	5952 552
Grand Total	27277 977	15433 057	42711 035

- (g) Reinsurance obligations to the extent not provided for in the accounts NIL (Previous year NIL) in view of Significant Accounting Policy No. 2.2.
- (h) GIC has 193 legal matters pending before various courts and tribunals among which GIC is having contingent liability only in 3 matters and the contingent liability amount is estimated up to ₹ 390,634 thousand, previous year ₹ 390,634 thousand the rest of the matters are of negligible financial impact or nil impact.
- (i) Secretarial department
- The stock exchanges have imposed fine of ₹ 1,086 thousand (incl GST), previous year (NIL) for the delay in appointment of Woman Independent Director on the Board of the Corporation. The Corporation has approached the Ministry regarding the matter and Ministry has requested SEBI and SEBI in turn has advised the Corporation to approach the Stock Exchanges for waiver and condoning the delay. Accordingly, The Corporation has requested the stock exchanges vide our letter dated 17th April 2020 for waiver of fine and decision of stock exchanges are awaited.

17. Segment Reporting:

Segment Reporting as per Accounting Standard -17 "Segment Reporting" of ICAI, has been complied with as required by IRDAI (Preparation of Financial Statements and Auditor's Report of Insurance Companies) Regulations, 2002.

TOTAL BUSINESS (INDIAN + FOREIGN)

(₹ in thousand)

Class of Business	Earned Premium		Incurred Claims		Net Commission		Expenses of Management		Profit/(Loss) on Exchange		Premium Deficiency		Underwriting Profit/Loss(-)	
	31.03.20	31.03.19	31.03.20	31.03.19	31.03.20	31.03.19	31.03.20	31.03.19	31.03.20	31.03.19	31.03.20	31.03.19	31.03.20	31.03.19
Fire	91442065	83726218	81980918	83856766	29515080	21469035	1029677	699371	1148013	640142	0	-	(19935596)	(2168813)
Motor	87010515	84244383	75690622	71568748	16742327	12289927	730438	522858	1046358	585031	0	-	(5106513)	447882
Aviation	10418980	7725600	12016300	9078305	2412519	1980299	129919	88550	123100	59087	0	-	(4016658)	(3362468)
Engineering	9885030	9392937	9275235	5738761	2372090	2429383	118972	70862	146641	87144	0	-	(1734625)	1241074
W.C.	344638	430983	338472	282264	28381	127915	1643	2776	5327	3402	0	-	(18530)	21431
Liability	5574910	3813972	4148866	2662688	1416802	923585	56116	37395	68630	27787	0	-	21756	218091
PA	7643965	6654312	5584935	4949015	2209454	1583806	53153	37377	63410	33842	0	-	(140167)	117956
Health	58056939	46762577	54911282	41227490	7228646	8126517	416869	346197	296594	146245	0	-	(4203264)	(2791382)
Agriculture	138383912	112882967	165973605	102650472	8197662	6732462	1092881	706562	1029640	486370	0	-	(35850596)	3279841
Other Misc.	7393133	6901589	(415808)	1191799	1234070	1803103	55576	68254	51271	63894	0	-	6570567	3902325
FL/Credit	3338469	2768622	2541751	2318951	891923	801125	50180	28387	63355	41471	0	-	(82031)	(338369)
Marine Cargo	8229527	5112748	5201324	3118548	1634237	1267598	66738	42514	69605	34856	0	-	1396832	718943
Marine Hull	7870524	7223692	6314342	5110784	1637139	1553417	56336	46601	130768	78840	0	-	(6525)	591731
Life	7917615	4860050	7942310	5941287	98173	76197	67464	28911	47608	16546	194154	52944	(336879)	(1222743)
TOTAL	443510224	382500650	431504154	339695879	75618504	61164369	3925961	2726615	4290321	2304657	194154	52944	(63442228)	(18834501)

18. The Outbreak of COVID-19, declared as a global pandemic by the World Health Organisation (WHO) in March 2020, continue to spread across the world apart from relapse of infections reported in a few instances. The pandemic had significant impact on the Indian and world economies and the is expected to continue for the near future.

The ongoing COVID-19 pandemic is a concern for reinsurers as the market will be exposed across many lines of business. However, the robust risk-adjusted capitalisation would ensure that reinsurers are in a good position to absorb any potential COVID-19 losses on both the underwriting and investment side of the balance sheet.

The Corporation prudently and with a conservative approach reviewed potential impact of Covid-19 on its operations and the management is confident that most of the business areas are not expected to have any major impact from Covid-19 related stress. The Corporation has made an additional provision of ₹ 6.70 Crore for Venture Capital Portfolio which is purely out of our judgmental call and progressive accounting practice of showing a true and fair picture.

19. Major Events occurring after Balance Sheet Date:

Name of Insured	Cause of loss	DOL	Cedant	100% loss (INR crs.)	GIC's share of Gross loss (INR crs.)	GIC's share of Net loss (INR crs.)
M/s. Tagros Chemicals India (P) Ltd.	Fire	8 th April 2020	United India Insurance Co. Ltd.	275.00	93.96	90.45

20. The Corporation has prepared Cash flow statement adopting the indirect method.

21. Prior period items have not been separately disclosed, as the amount is not material.

22. Figures relating to the previous year have been regrouped/rearranged, wherever necessary.

As per our report of even date

For J SINGH & ASSOCIATES

Chartered Accountants
Firm Regn No. 110266W

J SINGH

Partner
Membership No.: 042023

Mumbai

Dated: 24.06.2020

For D R MOHNOT & CO

Chartered Accountants
Firm Regn No. 001388C

D R MOHNOT

Partner
Membership No.: 070579

Jaipur

Devesh Srivastava

Chairman and Managing Director
(DIN: 08646006)

Atanu Kumar Das

Director
(DIN: 07758968)

Suchita Gupta

CS & CFO
(Membership Number: F8146)

CONSOLIDATED CASH FLOW STATEMENT FOR THE YEAR ENDED 31 MARCH 2020 AS PER INDIRECT METHOD

(₹ in thousand)

Particulars	31.03.2020	31.03.2019
A) CASH FLOW FROM OPERATING ACTIVITIES		
<i>Net Profit before taxation as per Profit & Loss A/c</i>	(3656 718)	38543 343
<i>Adjustments for:</i>		
Exchange -Loss/Gain charged	(5794 154)	(3640 380)
Provision for diminution in value of investment	2256 234	1618 482
Provision for doubtful loans, investments & Debts	9848 426	5814 939
Amortisation of Premium on Investment	315 009	304 671
Depreciation	182 828	144 257
-Profit /Loss on sale of Assets	3 547	199
Shares of Profits in associates company	918 393	1191 012
Provision for Leave Encashment & Salary Arrears	596 474	(51582)
Sundry Balances Written off/ -back	0 8326 757	0 5381 598
<i>Operating Profit before working capital changes</i>	4670 039	43924 941
Changes in Unexpired Risk Reserves	25882 743	11407 990
Changes in Premium Deficiency Reserve	194 154	52 944
Changes in Provisions for Outstanding Claims	117774 509	44823 903
Changes in Income accrued on Investments	(157 836)	(1001 744)
Changes in Balances with Insurance Companies	(50895 490)	(14071 813)
Changes in Advance and Deposits	(11784 353)	1492 961
Changes in other Current Liabilities	6820 497 87834 224	2786 748 45490 989
<i>Cash generated from operations</i>	92504 263	89415 930
Income Tax Paid (Net)	(6334 420)	(13374 029)
<i>Net Cash from Operating Activities</i>	86169 843	76041 901
B) CASH FLOWS FROM INVESTING ACTIVITIES		
Purchase of Fixed Assets	(29 877)	(402 534)
Proceeds from sale of Fixed Assets	2 399	4 181

**CONSOLIDATED CASH FLOW STATEMENT FOR THE YEAR ENDED 31 MARCH 2020
AS PER INDIRECT METHOD**

(₹ in thousand)


Particulars	31.03.2020	31.03.2019
Foreign Currency Translation Reserve	657 547	77 205
Changes in net Investments	(46581 624)	(78324 683)
Net Cash used in Investing Activities	(45951 555)	(78645 831)
C) CASH FLOWS FROM FINANCING ACTIVITIES		
Dividend Paid	(11842 200)	(11842 200)
Dividend Tax Paid	(2434 283)	(2434 283)
Net Cash from Financing Activities	(14276 483)	(14276 483)
D) Effect of Foreign Exchange on Cash & Cash equivalents(Net)	5794 154	3640 380
Net increase in Cash and Cash equivalents (A+B+C+D)	31735 959	(13240 033)
Cash and Cash equivalents at beginning of period	129331 368	142571 399
Cash and Cash equivalents at the end of period	161067 329	129331 368

As per our report of even date

For J SINGH & ASSOCIATESChartered Accountants
Firm Regn No. 110266W**J SINGH**Partner
Membership No.: 042023Mumbai
Dated: 24.06.2020**For D R MOHNOT & CO**Chartered Accountants
Firm Regn No. 001388C**D R MOHNOT**Partner
Membership No.: 070579

Jaipur

Devesh SrivastavaChairman and Managing Director
(DIN: 08646006)**Atanu Kumar Das**Director
(DIN: 07758968)**Suchita Gupta**CS & CFO
(Membership Number: F8146)



आपत्काले रक्षिष्यामि
GIC Re SA Ltd.

GIC RE SOUTH AFRICA LTD

ANNUAL FINANCIAL STATEMENTS FOR THE YEAR ENDED 31 MARCH 2020

The financial statements have been audited in compliance with Section 30 of the South African Companies Act 71 of 2008.

Prepared under the supervision of:
N. Sarvanabhavan
Managing Director and Chief Executive Officer

CONTENTS



आपत्काले रक्षिष्यामि
GIC Re SA Ltd.

Directors' Responsibility Statement	289
Audit Committee Report	290
Directors' Report	292
Independent Auditor's Report	294
Statement of Financial Position	296
Statement of Comprehensive Income	297
Statement of Changes in Equity	298
Statement of Cash Flows	300
Notes to the Financial Statements	301

Directors' Responsibility Statement

The directors are responsible for the preparation and fair presentation of the annual financial statements of GIC Re South Africa Ltd, comprising the statement of financial position as at 31 March 2020, and the statement of comprehensive income, changes in equity and cash flows for the period then ended, and the notes to the financial statements which include a summary of significant accounting policies and other explanatory notes, in accordance with International Financial Reporting Standards and the requirements of the Companies Act of South Africa. In addition the directors are responsible for preparing the Directors' report.

The directors are also responsible for such internal control as the directors determine necessary to enable the preparation of financial statements that are free from material misstatement, whether due to fraud or error, and for maintaining adequate accounting records and an effective system of risk management.

The directors have made an assessment of the ability of the company to continue as a going concern and have no reason to believe the business will not be a going concern in the year ahead.

The auditor is responsible for reporting on whether the financial statements are fairly presented in accordance with the applicable financial reporting framework.

The directors have noted that the previously issued financial statements for the year ended 31 March 2019 have been restated as per Note 27, Note 28 and Note 29.

Approval of the annual financial statements

The annual financial statements of GIC Re South Africa Ltd, as identified in the first paragraph, were approved by the board of directors on 24th November 2020 and are signed on their behalf by

Devesh Srivastava

Non Executive Director

Jonathan Bagg

Chairman

Declaration of the Company Secretary

In terms of S88 (2)(e) of the Companies Act 71 of 2008, I certify that in respect of the financial period ended 31 March 2020, the company has lodged with the Registrar of Companies all such returns that are required by the Companies Act, and that all such returns are to the best of my knowledge and belief, true, correct and up to date.

W Mwase

Company Secretary

In addition to having specific statutory responsibilities, the audit committee is a sub-committee of the board . It assists the board through advising and making recommendations on financial reporting, oversight of financial risk management and internal financial controls, external audit functions and statutory and regulatory compliance of the company. General risk management remains the responsibility of the board.

Terms of reference

The audit committee has adopted the formal terms of reference that have been approved by the board of directors, and has executed its duties during the past financial year in accordance with these terms of reference.

The composition of the audit committee

Name	Appointed	Qualifications	Position	Independent
S Bhikha	24-Apr-14	B Compt Hons CA(SA)	Chairman	Yes
J Bagg	24-Apr-14	B.Sc. FASSA, FIA	Member	Yes
C I Moosa	25-Feb-19	B.A. (Law) (UDW), LLB (UDW), PG Diploma Labor Law (UJ)	Member	Yes

The executive directors and managing executives attend the committee meetings by invitation only. The external and internal auditors have unrestricted access to the audit committee.

Meetings

The audit committee held six meetings during the year. Attendance at the meetings is shown below:

	3-May-19	21-May-19	18-Jul-19	21-Aug-19	25-Nov-19	6-Mar-20
Members						
S Bhikha	Yes	Yes	Yes	Yes	Yes	Yes
J Bagg	Yes	Yes	Yes	Yes	Yes	Yes
CI Moosa	Yes	Yes	Yes	Yes	Yes	Yes

Statutory duties

In the execution of its statutory duties, as required in terms of the Companies Act (the Act) during the past financial year the audit committee has:

- Ensured the appointment on new auditor as external auditor of the company of a registered auditor who, in the opinion of the audit committee, is independent of the company.
- Determined the fees to be paid to the external auditor and such auditor's terms of engagement.
- Ensured that the appointment of the external auditor complies with this Act and any other legislation relating to the appointment of such auditor.
- Considered the independence of the external auditor and has concluded that the external auditor has been independent of the company throughout the year taking into account all other non-audit services performed and circumstances known to the audit committee.
- Confirmed that there were no complaints relating to the accounting practices of the company, the content or auditing of its financial statements, the internal financial controls of the company, or to any related matter.
- Based on reports from the external auditor, internal auditor and appropriate inquiries, made submissions to the board on any matter concerning the company's accounting policies, financial control, records and reporting, including input to the board's statement regarding control effectiveness.

Legal requirements

The audit committee has complied with all applicable legal, regulatory and other responsibilities for the year under review.

Annual financial statements

Following our review of the annual financial statements of GIC Re South Africa Ltd for the year ended 31 March 2020, we are of the opinion that, in all material respects, they comply with the relevant provisions of the Companies Act and International Financial Reporting Standards, and that they fairly present the financial position at 31 March 2020 and the results of operations and cash flows for the year then ended.

S Bhikha

Chairman of the Audit committee

GIC RE SOUTH AFRICA LTD

DIRECTORS' REPORT

FOR THE YEAR ENDED 31 MARCH 2020

The directors have pleasure in presenting their report for the year ended 31 March 2020.

Business

GIC Re South Africa Ltd is a 100% owned subsidiary of General Insurance Corporation of India (GIC Re) which is owned by the Government of India. (holding 85.78% equity share). GIC Re made its first move to Africa in April 2014, when it acquired South African composite reinsurer Saxum Re and renamed it as GIC Re South Africa Ltd. GIC Re South Africa Ltd's vision is to become a truly African Reinsurer. The core business philosophy includes reinsurance capacity development in Africa, application of the state of art technology, mutually beneficial relationships, benchmarking reinsurance and service delivery mechanism and a professional attitude. The company is rated BB+ (Global) and zaAAA (National) by S&P. GIC Re South Africa Ltd commenced underwriting business on 1 January 2015. The company underwrites business from the entire African continent except Egypt and Libya.

Global Economic Outlook:

As per The World Economic Outlook published by the International Monetary Fund in June 2020, global growth is projected at -4.9 % in 2020, 1.9 % points below the April 2020 forecast due to COVID 19 pandemic. Due to lockdown across the globe, various business activities were closed which affect adversely on earnings. Labour markets were worst affected and many countries reported high unemployment rates. Global economic growth in 2021 is projected to return to 5.4%. The rebound is expected due to release in lock down measures in various countries and hope for a COVID 19 vaccine which normalising the business operations after 2nd quarter of Financial year ending 31 March 2021. Various governments are giving stimulus package to boost economic activity. Reserve banks are issuing guidelines under monetary policy to increase liquidity in the market.

South Africa Economic Outlook:

The International Monetary Fund, in its World Economic Outlook publication June 2020, has projected Gross Domestic Product (GDP) growth rate for 2020 to -8 %, putting the country among the worst performers in sub-Saharan Africa. Economic activity in Sub Saharan Africa this year is now projected to contract by some 3.2 %, markedly worse than the 1.6 % contraction anticipated in April 2020 . However, South Africa recorded decline in 1st quarter of 2020 as per Statistics SA. The Mining and manufacturing industry are dragging the economy due to lock down and social distancing norms, whereas the agriculture sector is contributing positively. As the performance of short term insurance industry is closely linked to the performance of the economy, the growth will be fairly muted for GIC Re South Africa Ltd.

Share capital

The company issued 149,174,187 ordinary shares of no par value totalling R298.35 million during 2019 There were no new shares issued in 2020.

Overview for the year

The results for the year and the financial position of the company are fully disclosed in the attached financial statements.

Holding company

The company is a wholly owned subsidiary of General Insurance Corporation of India (GIC Re).

Dividends

No dividends were paid or declared during the year (2019: Nil).

Directors

The directors in office at the date of this report are :	Date Appointed	Date Resigned
A G Vaidyan (Chairman, non-executive)	23-Jan-16	31-Jul-19
J Bagg (Lead Independent, non-executive)	24-Apr-14	
D Srivastava (non-executive)	18-Jun-18	
C G Asirvatham (Managing Executive)	29-Mar-18	29-May-20
S Bhikha (Independent, non-executive)	24-Apr-14	
C I Moosa (Independent, non-executive)	24-Apr-14	
M Bhaskar (non-executive)	6-Mar-20	
N. Sarvanabhavan (executive)	17-Apr-20	

Directors' interest

No directors have a conflicting interest in the company.

Secretary and registered office

W Mwase is the company secretary. The registered office and office of the secretary are:

First Floor, Block C

Riviera Road Office Park

No. 6-9 Riviera Road

Houghton - 2193

Auditor

SizweNtsalubaGobodo Grant Thornton Inc.

Company registration number

1956/003037/06

Number of employees

The number of people employed by the company at 31 March 2020 is 31 (2019: 26).

To the shareholder of GIC Re South Africa Ltd

Report on the audit of the financial statements

Opinion

We have audited the financial statements of GIC Re South Africa Limited (the company) set out on pages 08 to 47 which comprise the statement of financial position as at 31 March 2020, and the statement of comprehensive income, statement of changes in equity and the statement of cash flows for the year then ended, as well as the notes to the financial statements, including a summary of significant accounting policies.

In our opinion, the financial statements present fairly, in all material respects, the financial position of GIC Re South Africa Limited as at 31 March 2020, and its financial performance and cash flows for the year then ended in accordance with International Financial Reporting Standards and the requirements of the Companies Act of South Africa.

Basis for Opinion

We have conducted our audit in accordance with International Standards on Auditing (ISAs). Our responsibilities under those standards are further described in the Auditor's Responsibilities for the audit of the financial Statements section of our report. We are independent of the public entity in accordance with the sections 290 and 291 of the Independent Regulatory Board for Auditors' Code of Professional Conduct for Registered Auditors (Revised January 2018), parts 1 and 3 of the Independent Regulatory Board for Auditors' Code of Professional Conduct for Registered Auditors (Revised November 2018) (together the IRBA Codes) and other independence requirements applicable to performing audits of financial statements in South Africa. We have fulfilled our other ethical responsibilities, as applicable, in accordance with the IRBA Codes and in accordance with other ethical requirements applicable to performing audits in South Africa. The IRBA Codes are consistent with the corresponding sections of the International Ethics Standards Board for Accountants' Code of Ethics for Professional Accountants and the International Ethics Standards Board for Accountants' International Code of Ethics for Professional Accountants (including International Independence Standards) respectively.

We believe that the audit evidence we have obtained is sufficient and appropriate to provide a basis for our audit opinion.

Other Information

The board of directors (directors) are responsible for the other information. The other information comprises the information included in the document titled "GIC Re South Africa Ltd annual financial statements for the year ended 31 March 2020", which includes the directors' report as required by the Companies Act of South Africa. The other information does not include the financial statements and our auditor's report thereon.

Our opinion on the financial statements does not cover the other information and we do not express an audit opinion or any form of assurance conclusion thereon.

In connection with our audit, our responsibility is to read the other information and, in doing so, consider whether the other information is materially inconsistent with the financial statements or our knowledge obtained in the audit, or otherwise appears to be materially misstated.

If, based on the work we have performed, we conclude that there is a material misstatement in this other information, we are required to report that fact. We have nothing to report in this regard.

Emphasis of matter

We draw attention to the matter below. Our opinion is not modified in respect of this matter

Restatement of prior year figures:

We refer to Note 27, Note 28 and Note 29 to the financial statements which indicates that the previously issued financial statements for the years ended 31 March 2019 have been restated. As described in Note 27, Note 28 and Note 29, the restatement is as a result of errors occurring in the prior year when reporting and presenting technical assets / technical liabilities under insurance contracts, amounts payable to retrocessionaire contracts, revaluation reserve, retained earnings and the related income and expenditure.

Responsibilities of the Directors for the Financial Statements

The directors are responsible for the preparation and fair presentation of the financial statements in accordance with International Financial Reporting Standards and the requirements of the Companies Act of South Africa, and for such internal

control as the directors determine is necessary to enable the preparation of financial statements that are free from material misstatement, whether due to fraud or error.

In preparing the financial statements, the directors are responsible for assessing the company's ability to continue as a going concern, disclosing, as applicable, matters related to going concern and using the going concern basis of accounting unless the directors either intend to liquidate the company or to cease operations,

Auditor's Responsibilities for the Audit of the Financial Statements

Our objectives are to obtain reasonable assurance about whether the financial statements as a whole are free from material misstatement, whether due to fraud or error, and to issue an auditor's report that includes our opinion. Reasonable assurance is a high level of assurance, but is not a guarantee that an audit conducted in accordance with ISAs will always detect a material misstatement when it exists. Misstatements can arise from fraud or error and are considered material if, individually or in the aggregate, they could reasonably be expected to influence the economic decisions of users taken on the basis of these financial statements.

As part of an audit in accordance with ISAs, we exercise professional judgement and maintain professional skepticism throughout the audit. We also:

- Identify and assess the risks of material misstatement of the financial statements, whether due to fraud or error, design and perform audit procedures responsive to those risks, and obtain audit evidence that is sufficient and appropriate to provide a basis for our opinion. The risk of not detecting a material misstatement resulting from fraud is higher than for one resulting from error, as fraud may involve collusion, forgery, intentional omissions, misrepresentations, or the override of internal control.
- Obtain an understanding of internal control relevant to the audit in order to design audit procedures that are appropriate in the circumstances, but not for the purpose of expressing an opinion on the effectiveness of the company's internal control.
- Evaluate the appropriateness of accounting policies used and the reasonableness of accounting estimates and related disclosures made by the directors.
- Conclude on the appropriateness of the directors' use of the going concern basis of accounting and based on the audit evidence obtained, whether a material uncertainty exists related to events or conditions that may cast significant doubt on the company's ability to continue as a going concern. If we conclude that a material uncertainty exists, we are required to draw attention in our auditor's report to the related disclosures in the financial statements or, if such disclosures are inadequate, to modify our opinion. Our conclusions are based on the audit evidence obtained up to the date of our auditor's report. However, future events or conditions may cause the company to cease to continue as a going concern.
- Evaluate the overall presentation, structure and content of the financial statements, including the disclosures, and whether the financial statements represent the underlying transactions and events in a manner that achieves fair presentation. We communicate with the directors regarding, among other matters, the planned scope and timing of the audit and significant audit findings, including any significant deficiencies in internal control that we identify during our audit.

Other reports

We draw attention to the following engagements conducted by various parties that had, or could have, an impact on the matters reported in the financial statements, reported performance information, compliance with applicable legislation and other related matters. These reports did not form part of our opinion on the financial statements or our findings on the reported performance information or compliance with legislation.

We were engaged to perform the following audit-related services:

- Quantitative Reporting Template in compliance with section Insurance Act, 2007 (the Act) for the year ended 31 March 2020
SizweNtsalubaGobodo Grant Thornton Inc.

Director : Nhlanhla Sigasa
Chartered Accountant (SA)
Registered Auditor
24 November 2020

20 Morris Street East,
Woodmead, 2191

GIC RE SOUTH AFRICA LTD

STATEMENT OF FINANCIAL POSITION

AS AT 31 MARCH 2020

Particulars	Note	Year ended 31 March 2020 R	Year ended 31 March 2019 Restated R
ASSETS			
Cash and cash equivalents	24.2	250,868,962	99,274,855
Other accounts receivable		607,996	335,483
Investments	9	2,748,301,120	2,589,816,261
Technical assets under insurance contracts		1,847,084,599	2,091,376,547
Retroceded outstanding claims	6	1,534,141,623	1,418,268,367
Retroceded unearned premium reserve	7	246,450,224	543,940,189
Gross deferred acquisition costs	8	66,492,752	129,167,991
Amounts due under reinsurance contracts	26.1	715,544,954	1,298,174,290
Amounts due from retrocessionaire contracts	26.2	8,768,943	9,662,590
Equipment	5	1,995,476	1,862,699
Total assets		5,573,172,050	6,090,502,725
LIABILITIES AND SHAREHOLDER'S EQUITY			
Technical liabilities under insurance contracts		2,393,192,986	2,718,194,023
Gross outstanding claims	6	1,995,534,060	1,853,753,563
Gross unearned premium reserve	7	351,221,689	774,455,928
Retroceded deferred acquisition cost	8	46,437,237	89,984,532
Deposits withheld from retrocessionaires	13	1,228,694,253	1,746,437,984
Amounts payable to retrocessionaire contracts	26.3	560,990,177	350,133,325
Other accounts payable	11	39,008,687	12,517,452
Current tax payable	24.3	-	48,884,230
Total liabilities		4,221,886,103	4,876,167,014
SHAREHOLDER'S EQUITY			
Share capital	12	1,142,061,725	1,142,061,725
Retained earnings		209,224,222	72,273,986
Total shareholder's equity		1,351,285,947	1,214,335,711
Total liabilities and shareholder's equity		5,573,172,050	6,090,502,725

GIC RE SOUTH AFRICA LTD

STATEMENT OF COMPREHENSIVE INCOME FOR THE YEAR ENDED 31 MARCH 2020

Particulars	Note	Year ended 31 March 2020 R	Year ended 31 March 2019 Restated R
Gross premiums written	23	1,067,089,683	2,935,603,723
Retroceded premiums	23	(784,693,448)	(2,103,808,930)
Net premiums written		282,396,235	831,794,793
Change in provision for unearned premiums		125,744,274	(22,442,767)
Gross	7	423,234,239	61,501,762
Reinsured	7	(297,489,965)	(83,944,529)
Net premium earned	23	408,140,509	809,352,026
Commission income	16	383,984,387	622,559,287
Net investment income	14	164,168,924	107,358,649
Net income		956,293,820	1,539,269,961
Claims incurred, net of reinsurance	15	(363,462,257)	(561,670,815)
Commission expense	16	(487,981,529)	(753,941,760)
Interest paid	23	(79,196,681)	(35,531,226)
Investment management expenses	23	(5,132,399)	(4,823,844)
Management expenses	23	(37,384,433)	(31,283,486)
Increase in provision for doubtful debts	23	(19,877,267)	(14,639,867)
Foreign exchange gain	23	257,350,169	123,742,368
Profit before taxation	23	220,609,423	261,121,332
Taxation	18	(83,659,187)	(54,371,713)
Profit for the year		136,950,236	206,749,619
Other comprehensive income for the year, net of taxation		-	-
Total comprehensive income for the year		136,950,236	206,749,619

GIC RE SOUTH AFRICA LTD

STATEMENT OF CHANGES IN EQUITY FOR THE YEAR ENDED 31 MARCH 2020

Particulars	Share capital R	Revaluation reserve R	Retained earnings R	Total R
31 March 2020				
Balance as at 1 April 2019	1,142,061,725	(10,024,314)	130,150,099	1,262,187,510
Errors which resulted in restatements:	-	10,024,314	(57,876,113)	(47,851,799)
- Incorrect accounting of revaluation reserve (refer to note 29)	-	10,024,314	(10,024,314)	-
- Correction in technical reserves (refer to note 27 and 28)	-	-	(47,851,799)	(47,851,799)
Restated balance as at 31 March 2019	1,142,061,725	-	72,273,986	1,214,335,711
Balance as at 1 April 2019	1,142,061,725	-	72,273,986	1,214,335,711
Total comprehensive profit for the period	-	-	136,950,236	136,950,236
Non-life	-	-	137,666,336	137,666,336
Life	-	-	(716,100)	(716,100)
Balance as at 31 March 2020	1,142,061,725	-	209,224,222	1,351,285,947
31 March 2019				
Balance as at 1 April 2018	843,713,350	141,956	(134,617,587)	709,237,719
Share issue	298,348,375	-	-	298,348,375
Non-life	298,348,375	-	-	298,348,375
Previously stated total comprehensive loss for the year:	-	-	254,601,416	254,601,416
Non Life	-	-	253,756,672	253,756,672
Life	-	-	844,744	844,744
Errors which resulted in technical restatements (incorrect accounting of technical reserves, refer to note 28):	-	-	-	-
Total comprehensive loss for the year	-	-	(47,851,799)	(47,851,799)

Statement Of Changes In Equity



Particulars	Share capital R	Revaluation reserve R	Retained earnings R	Total R
Non-life	-	-	(47,851,799)	(47,851,799)
Life	-	-	-	-
Restated total comprehensive profit for the year:			206,749,617	206,749,617
Non-life	-	-	205,904,873	205,904,873
Life	-	-	844,744	844,744
Previously stated transfer from reserves:				
Revaluation of investments	-	(10,166,270)	10,166,270	-
Errors which resulted in restatements (Incorrect accounting of revaluation reserve (refer to note 29)				
Revaluation of investments - opening at 1 April 2018	-	(141,956)	141,956	-
Revaluation of investments	-	10,166,270	(10,166,270)	-
Restated transfer from reserves				
Revaluation of investments	-	-	-	-
Restated balance as at 31 March 2019	1,142,061,725	-	72,273,986	1,214,335,711

GIC RE SOUTH AFRICA LTD

STATEMENT OF CASH FLOWS FOR THE YEAR ENDED 31 MARCH 2020

Particulars	Note	Year ended 31 March 2020 R	Year ended 31 March 2019 Restated R
Cash flows from operating activities			
Cash generated by operations	24.1	358,761,975	836,950,776
Interest received	24.1	220,793,662	108,513,912
Interest paid	23	(79,196,681)	(35,531,226)
Dividends received	24.1	4,924,694	10,073,618
Tax paid	24.3	(132,543,417)	
Net cash inflow from operating activities		372,740,233	920,007,080
Cash flows from investing activities			
Net acquisition of investments		(220,034,290)	(1,248,743,388)
Additions to property and equipment	5	(1,111,836)	(886,850)
Net cash outflow from investing activities		(221,146,126)	(1,249,630,238)
Cash flows from financing activities			
Shares issued		-	298,348,375
Net increase in cash and cash equivalents		151,594,107	(31,274,783)
At the beginning of year		99,274,855	130,549,637
At the end of year	24.2	250,868,962	99,274,855

GIC RE SOUTH AFRICA LTD

NOTES TO THE FINANCIAL STATEMENTS FOR THE YEAR ENDED 31 MARCH 2020

GIC Re South Africa Ltd ("company") is a company domiciled in South Africa. The company is wholly owned by General Insurance Corporation of India (GIC Re) and authorised to write short-term reinsurance business as per Insurance Act 2017.

1 Accounting policies

1.1 Statement of compliance

The financial statements of the company are prepared on the going concern basis and in accordance with International Financial Reporting Standards (IFRS) and the requirements of the Companies Act of South Africa. The accounting policies set out below have been applied consistently to all years presented in the financial statements.

1.2 Basis of preparation

The company is domiciled in South Africa and its reporting currency is Rand. The presentation of the financial statement is based on the descending order of liquidity.

Basis of measurement

The financial statements are prepared on the historical cost basis, adjusted by the revaluation of investments to fair value. The financial statements are prepared on a historical basis except for financial instruments, which are stated at fair value. All figures are rounded off to nearest one Rand.

Use of estimates

The preparation of financial statements in conformity with International Financial Reporting Standards requires management to make judgements, estimates and assumptions that affect the application of policies and reported amounts of assets, liabilities, income and expenses. The estimates and associated assumptions are based on historical experience and various other factors that are believed to be reasonable under the circumstances, the results of which form the basis of making judgements about carrying values of assets and liabilities that are not readily apparent from other sources. Actual results may differ from these estimates. The most significant judgements, estimates and assumptions relate to technical provisions and liabilities under insurance contracts detailed in note 4. In addition, assumptions are made about the recoverability of insurance receivables and credit control is strictly monitored.

1.3 Classification of contracts

Contracts under which the company accepts significant insurance risk from another party (the policyholder) through reinsurance inwards by agreeing to compensate the policyholder or other beneficiary if a specific uncertain future event (the insured event) adversely affects the policyholder or other beneficiary are classified as insurance contracts. The same definition is applied to reinsurance outwards. Insurance risk is risk other than financial risk. Financial risk is the risk of a possible future change in one or more of a specific interest rate, security price, commodity price, foreign exchange rate, index of prices or rates, a credit rating or credit index or other variable, provided in the case of a non-financial variable that the variable is not specific to a party to the contract.

Contracts that do not meet the above definition are classified as investment contracts and are deposit accounted.

1.4 Equipment

Equipment, furniture and motor vehicles are stated at cost less accumulated depreciation which is calculated to write off the cost of the assets to its residual value over their useful lives in a pattern that reflects their economic benefits.

The current estimated useful lives are as follows:

- Equipment

Office Equipment	6 years
Computer equipment	3 years
- Furniture

Furniture	6 years
-----------	---------
- Motor vehicles

Motor vehicles	5 years
----------------	---------

The useful lives and depreciation methods are reassessed annually. The residual values, if not insignificant, are also reassessed annually. Where the carrying amount of an asset is greater than its estimated recoverable amount, it is written down immediately to its recoverable amount.

Gains and losses on disposals are determined by comparing the proceeds with the carrying amount of the assets and are included in profit or loss.

1.5 Outstanding and unintimated claims

Provisions are made for claims incurred up to the reporting date. The provisions exclude Valu Added Tax (VAT) but include an estimate for future claims handling costs.

1.6 Share Capital

GIC Re South Africa Ltd is 100% owned by GIC of India. Shares are classified as equity shares and there is no obligation to transfer cash or other assets.

1.7 Deposits

Deposits retained on retrocession placed are stated at amortised cost.

1.7.1 Deposits withheld from retrocessionaires

Deposits retained on ceded business are collateral for technical provisions covering business ceded to retrocessionaires. Premium Reserve Deposits are retained at 40% of premium received and released on an annual basis. Outstanding Losses Reserves are retained at 100% of outstanding losses and released on a quarterly basis. Actual interest earned per annum on Premium Reserve Deposit and actual interest earned per quarter on Loss Reserve Deposit is paid to the retrocessionaire.

1.8 Premiums

Premium income on insurance contracts is brought to account at the earlier of the date of notification or the date of receipt. At year end, an estimate is raised for premiums where notification has not been timeously received.

1.8.1 Gross premiums written

Premium income on insurance contracts is brought to account at the earlier of the date of notification or the date of receipt. At year end, an estimate is raised for premiums where notification has not been timeously received. All premiums are shown before deduction of commission payable to intermediaries.

1.8.2 Retroceded premiums

The retroceded premiums relating to earned premiums are recognised as expense in accordance with the retrocessionaire contract and services received. Retroceded premiums are written during the period in which the risks incept and are expensed over the contract period in proportion to the period of risk covered.

1.9 Unearned premium reserve (UPR)

The provision for unearned premium comprises the portion of premiums written which are estimated to be earned in future periods. The unearned premium provision is calculated at the balance sheet date using the 365th method for Facultative business and using 8th method for Proportional treaty and Non-proportional treaty business.

For Facultative business, both the start date and end date of cover were included, and it was assumed that risk emergence was not materially non-uniform over the coverage period, so the 365ths method was appropriate.

For both Proportional and Non-Proportional Treaty business, the 8ths method was applied on the assumption that a contract which starts within a quarter starts on average half-way through that quarter.

1.9.1 Change in provision for unearned premiums

The portion of gross written premium on short term insurance contracts, which is estimated to be earned in the following or subsequent years, is accounted for as unearned premium provision. The change in the provision is recognised through profit or loss.

1.10 Commission expense

Acquisition costs comprise commission and other variable costs directly connected with the acquisition or renewal of insurance policies. Commission expenses are charged to profit or loss as incurred and include commission, brokerage, taxes, and profit commission which is paid to cedants based on the performance of the contracts underwritten.

1.10.1 Gross deferred acquisition costs

Commissions that vary with and are related to securing new contracts and renewing existing contracts are deferred over the period in which the related premiums are earned, and recognised as an asset. All other costs are recognised as expenses when incurred.

1.11 Investment income

Interest income is recognised as it accrues, using the effective interest method. Dividends are recognised when the right of receipt is established.

1.12 Gain or loss on realisation of investments

Gains or losses on realisation of investments are calculated on a weighted average basis.

1.13 Income tax

Income tax on profit and loss for the year comprises current and deferred tax. Income tax is recognised in profit or loss except to the extent that it relates to items recognised directly in equity, in which case it is recognised in equity, or other comprehensive income.

Current tax is the expected tax payable on the taxable income for the year, using tax rates enacted or substantively enacted at the reporting date, and any adjustment to tax payable in respect of previous years.

Deferred tax is provided using the liability method, providing for temporary differences between the carrying amounts of the assets and liabilities for financial reporting purposes and the amounts used for taxation purposes. The amount of deferred tax provided is based on the expected manner of realisation or settlement of the carrying amount of assets and liabilities, using tax rates enacted or substantively enacted at the reporting date.

A deferred tax asset is recognised only to the extent that it is probable that future taxable profits will be available against which the asset can be utilised. Deferred tax assets are reduced to the extent that it is no longer probable that the related tax benefit will be realised.

1.14 Provisions

Provisions are recognized when the Company has a present legal or constructive obligation of uncertain timing or amount as a result of past events, it is probable that an outflow of resources embodying economic benefits will be required to settle the obligation and a reliable estimate of the amount of the obligation can be made. Provisions are not recognized for future operating losses. When there are a number of similar obligations, the likelihood that an outflow will be required in settlement is determined by considering the class of obligations as a whole.

1.15 Increase in provision for doubtful debts

The increase in provision for doubtful debts is recognised through profit or loss.

1.16 Impairment of non-financial assets

The carrying amounts of the company's assets are reviewed at each reporting date to determine whether there is any indication of impairment. If there is any indication that an asset is impaired, its recoverable amount is estimated. The recoverable amount is the higher of its fair value less costs to sell and its value in use. An impairment loss is recognised in profit or loss whenever the carrying amount of an asset exceeds its recoverable amount. In assessing the value in use, the expected future cash flows from the asset are discounted to their present value using a pre-tax discount rate that reflects current market assessments of the time value of money and the risks specific to the asset.

A previously recognised impairment loss is reversed if the recoverable amount increases as a result of a change in the estimates used to determine the recoverable amount, but not to an amount higher than the carrying amount that would have been determined (net of amortisation) had an impairment loss not been recognised in prior years.

1.17 Financial instruments

Financial assets are recognised when the company becomes a party to the contractual terms that comprise an asset. On initial recognition these instruments are recognised at fair value or for financial instruments not carried at fair value, the cost thereof, including transaction costs. Subsequent to initial recognition, these instruments are measured as set out below:

Investments

Investments are classified at fair value through profit or loss. The investments are managed and their performance evaluated and reported internally on a fair value basis in terms of a documented investment strategy. The fair value of listed investments is measured with reference to their quoted bid prices at the reporting date.

Trade and other receivables/Other accounts payable

Receivables under Insurance contract are carried at fair value therefore approximates the carrying amount. Amounts recoverable under insurance contracts are assessed for impairment losses at each reporting date. Such assets are deemed impaired if there is objective evidence, as a result of an event that occurred after initial recognition such that the entity

may not recover all amounts due and the event has a reliably measurable impact on the amounts that the company will receive from the debtors. The carrying amounts of the assets are reduced by the impairment losses. Impairment losses are recognised in the profit or loss account for the period.

Cash and cash equivalents

Cash and cash equivalents comprise cash balances and call deposits with original maturities of three months or less. Cash and cash equivalents are stated at amortised cost.

Financial liabilities

Non-derivative financial liabilities are recognised at amortised cost, comprising original debt less principal payments and amortisations.

Derecognition

A financial asset is derecognised when the company loses control over the contractual rights that comprise an asset and consequently transfers the risks and benefits associated with the asset on trade date. This occurs when the rights are realised, expire or are surrendered. A financial liability is derecognised when it is legally extinguished.

Offset

Financial assets and financial liabilities are offset and the net amount reported in the statement of financial position when the company has a legally enforceable right to set off the recognised amounts, and intends either to settle on a net basis, or to realise the asset and settle the liability simultaneously.

1.18 Foreign currencies

Assets and liabilities in foreign currencies are translated to South African Rand at rates of exchange ruling at the reporting date.

Foreign currency transactions during the year are recorded at rates of exchange ruling at the transaction date. Realised and unrealised gains or losses on exchange are accounted for in profit and loss during the period that they arise.

1.19 Retrocession

The company retrocedes insurance risk in the normal course of business for the purpose of limiting its net loss potential through the diversification of its risk. Retrocession arrangements do not relieve the company from its direct obligation to cedants. Amounts recoverable under retrocession contracts are recognised in the same year as the related claim. Amounts recoverable under retrocession agreements are assessed for impairment at each reporting date. Such assets are deemed impaired if there is objective evidence, as a result of an event that occurred after its initial recognition that the company may not recover all amounts due.

Premiums retroceded, claims reimbursed and commission income are presented in the statement of comprehensive income and statement of financial position separately from the gross amounts. Deferred retrocession income is recognised on a basis consistent with the provision for earned premiums.

1.19.1 Retroceded outstanding claims

Outstanding claims represent the group's estimate of the cost of settlement of claims that have occurred and were reported by the reporting date, but that have not yet been finally settled. The provision for outstanding claims is initially estimated at a gross level and thereafter the retrocession recoveries are separately recognised based on the relevant retrocessionaire contract.

1.19.2 Retroceded unearned premium reserve

Unearned premiums represent the proportion of premiums written in the current year, which relate to risks that have not expired by the end of the financial year. The provision for unearned premiums is first determined on a gross level and thereafter the retroceded portion is separately recognised based on the relevant retrocessionaire contract.

1.19.3 Amounts due under reinsurance contracts

Trade and other receivables which includes amounts due from reinsurance contracts are stated at amortised cost using the effective interest rate method, less any impairment losses.

1.19.4 Amounts due from retrocessionaire contracts

Amounts recoverable from retrocessionaires are measured consistently with the amounts associated with the reinsured insurance contracts and in accordance with the terms of each retrocessionaire contract.

1.19.5 Amounts payable to retrocessionaire contracts

Amounts that the company is required to pay under retrocessionaire contracts held are recognised as retrocessionaire liabilities.

1.20 Employee Benefit

Leave Pay: Employee entitlements to annual leave and recognized when they accrue to employees Provision is made for the estimated liability of this leave as a result of services rendered by employees up to the statement of financial position date.

Bonus: Employees are entitled to Christmas bonus as per the HR Policy.

Medical Aid: Employees are covered under by Medical Aid plan in which company contributes 50% of the premium.

2 Reinsurance risk management

2.1 Non-life reinsurance contracts

2.1.1 Risk management objectives and policies for mitigating reinsurance risk

The company reactivated its underwriting non-life reinsurance business as of 1 January 2015 after having been in run off since 2002. The cover periods for all historical reinsurance contracts, which were annual in nature, had expired by the end of 2005. The company's exposure is therefore limited to the uncertainty surrounding the timing of payment and severity of claims already incurred under historical reinsurance contracts. This is commonly referred to as claims development risk.

Sound underwriting principles are applied when the reinsurance contracts are underwritten. In order to ensure that each contract was comprehensively evaluated for underwriting and rating purposes, strict underwriting guidelines, agreed to with the parent company, are followed. The underwriting guidelines stipulate the type of risks that could be underwritten, as well as the exposure per risk that was acceptable.

The reinsurance contracts underwritten by the company comprise:

- Property reinsurance: contracts that indemnify against physical loss or damage and the financial consequences from a loss or damage to land and buildings.
- Transport reinsurance: contracts that indemnify against losses from the possession, use or ownership of a vessel, aircraft or other craft for the conveyance of persons or goods.

- Accident reinsurance: contracts that indemnify against losses from a variety of risks. These include:
 - Motor
 - Personal accident and health
 - Guarantee
 - Liability
 - Engineering
 - Miscellaneous

The claims liabilities recognised for each of these classes at year end are disclosed in note 6.

The largest claims development uncertainty is concentrated in those classes that are classified as long tail, such as liability and engineering. Long tail business is defined as reinsurance contracts under which claims are typically not settled within one year of the occurrence of the events giving rise to the claims. In long tail classes, there is still significant scope for future development, positive or negative, both in number of claims, as well as the value of the claims.

- The company commenced its operations from 01 January 2015 and is underwriting non-life reinsurance business emanating from Sub-Saharan Africa. In the month of October 2017, the company's territorial scope was widened to underwrite business from 5 North African Countries namely Algeria, Tunisia, Morocco, Sudan and South Sudan. As a result the company has been underwriting business from the entire Africa continent except Egypt and Libya.
- The company has regarded its concentration in South Africa as a primary concern from the point of view of hailstorm and earthquake exposures. To mitigate the underwriting risk, it has in place a 70% Whole Account Quota Share Treaty from Sirius, Sweden. Further based on its internal assessment and a catastrophe model sourced from a third party, has calculated realistic disaster scenario in any one catastrophe and as a matter of abundant precaution procured an excess of loss protection from GIC Re, India for US\$ 49 million Xs. US\$ 1 million for the year 2019-20. The cover is currently in place. These arrangements will protect the capital of the company in any catastrophe event.
- The company had launched two new products in 2018 namely (1) Stand-alone Political Violence and Terrorism (PVT) and (2) Retakaful business.
- For PVT business, the company has obtained a Quota Share Protection for 12 months beginning 01 August, 2019 from the Lloyd's Market.
- The Retakaful business has been protected under the existing Whole Account Quota Share Treaty and Whole Account Excess of Loss Cover.

2.1.2 Concentrations of reinsurance risk

Concentrations of risk may arise with a particular event or series of events for example in one geographical location.

2.1.3 Claims development information

Consistent with practice in the reinsurance industry, quarterly statements received from insurers under proportional reinsurance contracts, do not detail the date of loss of reinsurance claims. Proportional reinsurance contracts make up the largest part of the company's business. The majority of the business underwritten is classified as "short-tail" meaning that claims are settled within a year after the loss date. In terms of IFRS 4, an insurer need only disclose claims run-off information where uncertainty exists about the amount and timing of claim payments not resolved within one year.

Claims development is monitored in aggregate for all loss years. Note 6 provides details of the overall changes in estimates of claims liabilities created in earlier years.

2.3.4 Claims incurred, net of reinsurance

Claims incurred in respect of short-term insurance contracts consist of claims and claims handling expenses paid during the financial year as well as movements in provision for outstanding claims and claims incurred but not reported (IBNR).

2.2 Life reinsurance contracts

2.2.1 Risk management objectives and policies for mitigating reinsurance risk

The company ceased underwriting life reinsurance business during 2002, and entered into a run-off phase. The company has recaptured the entire life business in the year ended 2018 and no liabilities are remaining at the year end related to this business.

3 Financial risk

Transactions in financial instruments result in the company assuming financial risks. These include market risk, liquidity risk and credit risk. Each of these risks is described below, together with ways in which the company manages these risks.

3.1 Market risk

Market risk can be described as the risk of a change in the fair value of a financial instrument brought about by changes in interest rates, equity prices, or foreign exchange rates.

- Equity price risk

The portfolio of listed equities, which are stated at fair value at reporting date, has exposure to price risk, being the potential loss in market value resulting from adverse changes in prices. The company's objective is to earn competitive relative returns by investing in a diverse portfolio of securities. Portfolio characteristics are analysed on a regular basis. The portfolio is invested in various industries as detailed in note 9, and the largest investment in any one company comprises 1.23% (2019: 0.56%) of the total assets.

At 31 March 2020, the company's ordinary listed equities were recorded at their fair value of R 124.25 million (2019: R141.63 million). A hypothetical 25% decline in each share's price would have decreased profit before taxation/PBT by R 31.06 million (2019: R 35.41 million).

- Interest rate risk

Fluctuations in interest rates impact on the value of government securities and corporate bonds and inhouse fixed deposits from these investments. The maturity profile of these instruments is set out in note 9. Management is trying to find other instruments which gives good return to manage interest rate risk. The method for deriving sensitive information has not been change.

	ZAR (Million)	ZAR (Million)
Increase/decrease in interest rate	Effect on PBT March 2020	Effect on PBT March 2019
+1%	18.5	10.1
-1%	-18.5	-10.1

- Foreign currency risk

The company is exposed to foreign currency risk for transactions that are denominated in a currency other than Rand. The company is writing business from whole of Africa, except Egypt and Libya. Initially the company's focus is to build foreign currency reserves and match ZAR, USD and EUR Liabilities with ZAR(South African Rand), USD US Dollar) and EUR (EURO) assets. The method for deriving sensitive information has not been changed.

	ZAR (Million)	ZAR (Million)
Increase/decrease in Foreign currency	Effect on PBT March 2020	Effect on PBT March 2019
+5%	28	36
-5%	-28	-36

3.2 Liquidity risk

The company ensures that the solvency of the company meets the regulatory requirements at all times by maintaining a high level of liquidity.

The company follows the regulatory provisions, in conjunction with prudential norms laid out by the Board, with regard to the investment of its funds. The general investment strategy is to use cash as the default asset class. In the initial years of operations equity exposure will be maintained at lower levels. The company maintains liquid assets which can be used for immediate cashflow needs (refer note 24.2)

Expected cashflows of liabilities:

2020

	Carrying amount	1 year	2 years	More than 2 years
Deposits withheld from retrocessionaires	1,228,694,253	1,228,694,253	-	-
Amounts payable to retrocessionaire contracts	560,990,177	560,990,177	-	-
Other accounts payable	39,008,686	39,008,686	-	-

2019

	Carrying amount	1 year	2 years	More than 2 years
Deposits withheld from retrocessionaires	1,746,437,984	1,746,437,984	-	-
Amounts payable to retrocessionaire contracts	366,629,601	366,629,601	-	-
Other accounts payable	12,517,452	12,517,452	-	-

Maturity of technical liabilities under insurance contracts have been included in Note 6 - 8.

The company performs a currency-wise asset and liability management exercise every quarter and any decision on conversion of currencies is taken in ALCO (Asset Liability Committee).

For Rand funds, the fund managers are instructed to keep funds invested in such a way as to offer maximum flexibility and high liquidity.

Over and above these liquidity measures, a letter of comfort given by the parent company provides support to the company in order to maintain adequate capital, to meet solvency and policy holder liability requirements and financial obligations.

3.3 Credit risk

The company has several exposures to credit risk, which is the risk that a counterparty will be unable to pay amounts in full when due. Key areas where the company is exposed to credit risk are:

- amounts due from reinsurance policyholders;
- amounts due from reinsurance contract intermediaries;
- investments excluding equities; and
- retroceded technical liabilities.

Exposure to individual policyholders and groups of policyholders are monitored as part of the credit control process. Reputable financial institutions are used for investing and cash handling purposes.

Under the terms of the retrocession agreements, retrocessionaires agree to reimburse the ceded amount in the event that a gross claim is paid. However, the company remains liable to its cedants regardless of whether the retrocessionaire meets the obligations it has assumed. Consequently, the company is exposed to credit risk.

GIC Re South Africa Ltd reinsures with Sirius International Insurance Corporation which has been rated A (Excellent) by A.M.Best and A- (Strong) by S&P Ratings.

Sirius International Insurance Corporation arranged a 70% whole account quota share treaty whereby 70% of the claims are recovered from Sirius International Insurance Corporation. In addition to this GIC Re South Africa Ltd continues to withhold 40% of the premium as premium reserve deposit and retain 100% of the outstanding claims reserve as an outstanding claims reserve deposit.

None of the company's financial assets exposed to credit risk are past 182 days due and are not impaired. The company does not hold any collateral as security held for receivables.

Age analysis of amounts due from companies on reinsurance contracts

	Total	Current	30 days	60 days	90 days	More than 120 days
2020						
Amounts due under reinsurance contract	715,544,954	632,707,211	5,738,129	789,485	26,217,761	50,092,368
2019						
Amounts due under reinsurance contract	1,298,174,290	1,131,250,234	27,641,629	29,596,205	48,874,576	60,811,646

Analysis of the credit quality of the company's assets

	AAA R	AA R	A R	BBB and lower R	Not Rated R	Total R
2020						
Technical assets under insurance contracts			1,780,591,847		66,492,752	1,847,084,599
Investments						-
Government securities				232,090,034		232,090,034
Negotiable Certificate of Deposit		216,224,123		117,658,668	186,314,015	520,196,806
Fixed Deposits				1,846,466,774	-	1,846,466,774
Accounts receivable (Net)	14,182,724	22,228,484	10,096,836	13,800,657	655,236,252	715,544,954
Cash and cash equivalents		502,426	5,426,889	231,010,621	13,929,028	250,868,963
	14,182,724	238,955,033	1,796,115,571	2,441,026,754	921,972,047	5,412,252,130
2019						
Technical assets under insurance contracts	-	-	2,030,320,244	-	61,056,303	2,091,376,547
Investments						
Government securities	-	-	-	97,278,812	-	97,278,812
Negotiable Certificate of Deposit	-	217,861,752	-	111,318,860	88,152,934	417,333,546
Fixed Deposits	-	-		1,684,041,892	-	1,684,041,892
Accounts receivable (Net)	-	-	137,922,210	864,973,529	305,276,624	1,308,172,363 *
Cash and cash equivalents		10,759,520	5,431,187	82,682,024	402,123	99,274,855
	-	228,621,272	2,173,673,641	2,840,295,117	454,887,984	5,697,478,014

The company's maximum exposure to credit risk is analysed in the tables above.

The assets as above are based on external credit ratings obtained from various reputable rating agencies like Fitch and Standard and Poor's. The international rating scales are based on long-term investment horizons under the following broad investment grade definitions:

AAA The financial instrument is judged to be of the highest quality, with minimal credit risk and indicates the best quality issuers that are reliable and stable.

AA The financial instrument is judged to be of high quality and is subject to very low credit risk and indicates quality issuers.

- A The financial instrument is considered upper-medium grade and is subject to very low credit risk although certain economic situations can more readily affect the issuers' financial soundness adversely than those rated AAA or AA.
- BBB The financial instrument is subject to moderate credit risk and indicate medium class issuers, which are currently satisfactory.

*Amount Receivable is net of provision for doubtful debts of R 39.59 million (2019: R 19.72 million)

Fair value hierarchy

The table below analyses assets carried at fair value, by valuation method. The different levels have been defined as follows:

Level 1

Quoted market price in an active market for an identical instrument.

Level 2

Valuation techniques based on observable inputs, either directly (i.e. as prices) or indirectly (i.e. derived from prices). This category includes instruments valued using quoted market prices in active markets for similar instruments; quoted prices for identical or similar instruments in markets that are considered less than active; or other valuation techniques where all significant inputs are directly observable from market data.

Level 3

Valuation techniques using significant unobservable inputs. This category includes all instruments where the valuation technique includes inputs not based on observable data and the unobservable inputs have a significant effect on the instrument's valuation. This category includes instruments that are valued based on quoted prices for similar instruments where significant unobservable adjustments or assumptions are required to reflect differences between the instruments.

2020	Level 1	Level 2	Level 3	Total
Financial assets designated at fair value through profit or loss	232,090,034	-	-	232,090,034
Financial assets mandatory at fair value through profit or loss	133,056,671	16,490,835		149,547,506
	365,146,705	16,490,835		381,637,540
2019	Level 1	Level 2	Level 3	Total
Financial assets designated at fair value through profit or loss	97,278,812	-	-	97,278,812
Financial assets mandatory at fair value through profit or loss	154,832,643	236,329,368	-	391,162,011
	252,111,455	236,329,368	-	488,440,823

Collective Investment schemes are valued based on its unit price or the net asset value (NAV), depending on the market value of the underlying investments in which the pool of money is invested. Its yield is calculated by taking the interest and income receivable of all the instruments in the fund divided by the net asset value, expressed as a nominal annual rate.

Capital management

The company recognises equity and reserves as capital and management closely monitors the company's capital position relative to the economic and regulatory requirements. The company submits quarterly and annual returns to the Prudential Authority in terms of the Insurance Act, 2017. The company is required to at all times to maintain a minimum capital adequacy requirement as defined in the Insurance Act, 2017.

The company with the assistance of its consulting actuary, has addressed the capital needs under the new Solvency Assessment and Management (SAM) regime (from July 2018) and have complied with the transitional reporting requirements as communicated by the Regulator.

Particular	2020	2019
Total Equity	1,351,285,947	1,214,335,711
Cash & Cash equivalents	250,868,963	99,274,855
Capital	1,602,154,910	1,313,610,566
Total Equity	1,351,285,947	1,214,335,711
Leasing liabilities	1,411,153	1,304,459
Overall financing	1,352,697,100	1,215,640,170
Capital to overall financing ratio	1.18	1.08

4 Technical provisions and liabilities under insurance contracts

Insurance risks are unpredictable and the company recognises that it is impossible to forecast with absolute precision claims payable under insurance contracts. Over time, the company has developed a methodology that is aimed at establishing insurance provisions and liabilities that have a reasonable likelihood of being adequate to settle all its insurance obligations.

The earned premium, UPR and Deferred Acquisition Cost (DAC) are calculated using the 365ths method for Facultative business, and using the 8ths method for Proportional and Non-Proportional Treaty business. In respect of IBNR, for most classes of business, the loss ratio method was used. It was assumed there was no IBNR beyond the point at which historically almost all development based on the Chain Ladder pattern had occurred.

There was no major impact of COVID 19 on the assumptions and no material effect on the financial statements.

4.1 Non-life reinsurance contracts

4.1.1 Claim provisions

The outstanding claims provisions include notified claims as well as incurred but not yet reported claims. Outstanding claims provisions are not discounted.

Notified claims

Claims notified by cedants are assessed with due regard to the specific circumstances, information available from the cedant and/or loss adjuster and past experience with similar claims. The company employs staff experienced in claims handling and rigorously applies standardised policies and procedures around claims assessment.

The ultimate cost of the reported claims may vary as a result of future developments or better information becoming available about current circumstances. Estimates are therefore reviewed regularly and followed up with the cedant to ensure that it is still current.

4.1.2 Premium provisions and deferred commission

Unearned premium provisions and deferred commission assets have been recognised. For Facultative 365th method is used, a blend of 8th method and 50% method is used for Proportional treaty business and for the Non-proportional treaty 8th method is used.

4.1.3 Assumptions

As a reinsurer it is necessary to estimate proportional premiums earned, but not yet reported by cedants (pipeline premiums estimates). The Pipeline premium is calculated separately for Facultative, Proportional Treaty and Non-proportional treaty business. For each, triangulation is done on an annual basis, separately for foreign and local business. The chain ladder method is then applied to determine the pipeline premium.

Assumptions based on actual claims experience to date have been used in determining the claim provisions.

Profit commissions are payable to cedants based on the performance of the contracts underwritten and are estimated with reference to premiums and claims recorded in the financial statements.

4.1.4 Recoverability of insurance receivables

Amounts due from cedants have been assessed for an indication of impairment due to significant financial difficulty, a breach of contract or other observable data indicating a measurable decrease in the future cash recoverable. This may include adverse changes in the payment status of cedants or economic conditions that may lead to default of amounts due.

The carrying amount of insurance receivables has been reduced by a provision for doubtful debts and the amount of the loss has been recognised in the statement of comprehensive income. If in future the amount becomes recoverable the previously recognised provisions for doubtful debts will be reversed through the statement of comprehensive income.

5 Equipment

Particulars	31 March 2020 R	31 March 2019 R
At cost		
Equipment	2,057,112	1,862,918
Furniture	882,097	766,151
Motor vehicles	3,058,260	2,256,564
	5,997,469	4,885,633
Accumulated depreciation		
Equipment	1,729,467	1,383,799
Furniture	628,716	522,143

Particulars	31 March 2020 R	31 March 2019 R
Motor vehicles	1,643,810	1,116,992
	4,001,993	3,022,934
Net book value		
Equipment	327,645	479,119
Furniture	253,381	244,008
Motor vehicles	1,414,450	1,139,572
	1,995,476	1,862,699
Equipment		
Net book value at beginning of year	479,119	569,952
Additions	194,194	216,288
Depreciation	(345,668)	(307,121)
Net book value at end of year	327,645	479,119
Furniture		
Net book value at beginning of year	244,008	323,291
Additions	115,946	16,687
Depreciation	(106,573)	(95,970)
Net book value at end of year	253,381	244,008
Motor vehicles		
Net book value at beginning of year	1,139,572	937,010
Additions	801,696	653,875
Disposals		-
Depreciation	(526,818)	(451,313)
Net book value at end of year	1,414,450	1,139,572
Total		
Net book value at beginning of year	1,862,699	1,830,253
Additions	1,111,836	886,850
Depreciation	(979,059)	(854,404)
Net book value at end of year	1,995,476	1,862,699

6 Provision for outstanding claims

	31 March 2020		31 March 2019 Restated	
	Non-Life R	Total R	Non-Life R	Total R
Balance at beginning of the period	435,485,196	435,485,196	162,330,085	162,330,085
Gross	1,853,753,563	1,853,753,563	983,586,426	983,586,426
Retroceded	(1,418,268,367)	(1,418,268,367)	(821,256,341)	(821,256,341)
Amounts transferred (to)/from profit or loss	25,907,241	25,907,241	273,155,111	273,155,111
Gross	141,780,497	141,780,497	870,167,137	870,167,137
Retroceded	(115,873,256)	(115,873,256)	(597,012,026)	(597,012,026)
Balance at end of the period	461,392,437	461,392,437	435,485,196	435,485,196
Gross	1,995,534,060	1,995,534,060	1,853,753,563	1,853,753,563
Retroceded	(1,534,141,623)	(1,534,141,623)	(1,418,268,367)	(1,418,268,367)
Transportation	22,153,617		8,215,379	
Property	297,000,623		249,011,056	
Engineering	10,009,616		11,855,601	
Guarantee	6,715,286		11,725,818	
Liability	4,235,421		1,971,206	
Motor	85,512,157		102,931,042	
Miscellaneous	27,946,579		41,933,336	
Accident/Health	7,819,138		7,841,758	
	461,392,437		435,485,196	
Estimated maturity profile:				
Gross	1,995,534,060	1,995,534,060	1,853,753,563	1,853,753,563
Within one year	1,453,175,004	1,453,175,004	1,349,675,241	1,349,675,241
Thereafter	542,359,056	542,359,056	504,078,322	504,078,322
Retroceded	(1,534,141,623)	(1,534,141,623)	(1,418,268,367)	(1,418,268,367)
Within one year	(1,119,904,599)	(1,119,904,599)	(1,035,335,908)	(1,035,335,908)
Thereafter	(414,237,024)	(414,237,024)	(382,932,459)	(382,932,459)
Net	461,392,437	461,392,437	435,485,196	435,485,196
Within one year	333,270,405	333,270,405	314,339,333	314,339,333
Thereafter	128,122,032	128,122,032	121,145,863	121,145,863

7 Unearned premium reserve

Particulars	31 March 2020 R	31 March 2019 Restated R
Balance at beginning of year	230,515,739	208,072,972
Gross	774,455,928	835,957,690
Retroceded	(543,940,189)	(627,884,718)
Amounts transferred through profit and loss	(125,744,274)	22,442,767
Gross	(423,234,239)	(61,501,762)
Retroceded	297,489,965	83,944,529
Balance at end of year	104,771,465	230,515,739
Gross	351,221,689	774,455,928
Retroceded	(246,450,224)	(543,940,189)

8 Deferred acquisition costs

Particulars	31 March 2020 R	31 March 2019 R
Balance at beginning of year	39,183,459	20,655,983
Gross	129,167,991	197,309,323
Retroceded	(89,984,532)	(176,653,340)
Amounts transferred through profit and loss	(19,127,944)	18,527,476
Gross	(62,675,239)	(68,141,332)
Retroceded	43,547,295	86,668,808
Balance at end of year	20,055,515	39,183,459
Gross	66,492,752	129,167,991
Retroceded	(46,437,237)	(89,984,532)

9 Investments

Particulars	31 March 2020		31 March 2019	
	R Cost	R Carrying Value	R Cost	R Carrying Value
Negotiable certificates of deposits	497,000,000	520,196,806	404,000,000	417,333,546
Treasury bills	-	-	-	-
Fixed deposits	1,846,454,541	1,846,466,774	1,684,041,892	1,684,041,892
Ordinary shares - listed	174,174,477	124,256,238	148,543,371	141,631,994
Collective investment schemes - listed	16,179,052	16,490,835	235,077,052	236,329,368
Preference shares - listed	15,545,979	8,800,433	16,203,959	13,200,649
Government bonds - listed	224,000,000	232,090,034	86,000,000	97,278,812
Total investments at fair value through profit or loss	2,773,354,049	2,748,301,120	2,573,866,274	2,589,816,261

Listed ordinary shares portfolio analysis

	% 2020	% 2019
Basic materials	39	18
Consumer services	18	23
Financials	32	50
Industrials	11	9
	100	100

Maturity profile of fixed interest securities

	Less than one year R	One to five years R	More than five years R	Total R
2020				
Negotiable certificates of deposits	520,196,806	-	-	520,196,806
Fixed deposits	1,846,454,541	-	-	1,846,454,541
Government bonds- Listed	-	-	232,090,034	232,090,034
2019				
Negotiable certificates of deposits	417,333,546	-	-	417,333,546
Fixed Deposits	1,431,435,608	252,606,284	-	1,684,041,892
Government bonds- Listed	-	97,278,812	-	97,278,812

Presented below are the effective interest rates of the company's interest bearing investments:

	31 March 2020	31 March 2019
Negotiable certificates of deposits	5.84%	8.14%
Fixed deposits	2.35%	5.22%
Government bonds	10.28%	10.17%

10 Deferred taxation

	Non-Life R	Life R	Total R
31 March 2020			
Asset at beginning and end of year	-	-	-
The year-end deferred tax balance comprises:			
	-	-	-
Unrealised loss on revaluation of investments	-	-	-
Provisions	-	-	-
S24 j interest adjustment	-	-	-
Calculated taxable profit	-	-	-
	-	-	-
31 March 2019			
Asset at beginning and end of year	5,425,210	-	5,425,210
The year-end deferred tax balance comprised:			
Unrealised gain on revaluation of investments	13,413,011	-	13,413,011
Provisions	(495,397)	-	(495,397)
S24 j interest adjustment	(13,037,094)	-	(13,037,094)
Calculated tax loss	119,481	-	119,481
	-	-	-

The deferred tax assets relating to tax losses raised in the prior year, and those tax credits previously unrecognised, have been utilised against current year profits

11 Other accounts payable

Particulars	31 March 2019 R	31 March 2018 R
Accrual for leave pay	869,338	625,074
Other	38,139,348	11,892,378
	39,008,687	12,517,452
Other accounts payable consist of:	2020	2019
Expenses accrual	166,969	-
VAT payable	848,846	2,043,203
Unallocated premium received	21,637,230	6,242,375
Withholding tax on interest	15,486,303	3,606,800

12 Share capital

Particulars	31 March 2019 R	31 March 2018 R
Authorised		
1 500 000 000 ordinary shares of no par value		
Issued		
<u>At beginning of the year</u>		
421 856 675 ordinary shares of no par value	843,713,350	843,713,350
<u>Issued during the year</u>		
149 174 187 ordinary shares of no par value	298,348,375	298,348,375
<u>At end of the year</u>		
571 030 862 ordinary shares of no par value	1,142,061,725	1,142,061,725

The unissued shares are under the control of the directors.

13 Deposits withheld from retrocessionaires

Particulars	31 March 2019 R	31 March 2018 R
Retro Loss Reserve Deposits	880,354,276	773,524,998
Retro IBNR Reserve Deposits	51,880,422	144,901,928
RetroUPR Reserve Deposits	296,459,555	828,011,058
	1,228,694,253	1,746,437,984

14 Net investment income

	Life R	Total R	R
31 March 2020			
Dividends received - listed	4,716,840	207,854	4,924,694
Interest income	219,216,018	1,577,644	220,793,662
Realised loss on disposal of investments	(3,473,861)	(163,624)	(3,637,485)
Net movement in unrealised gains and losses on revaluation and disposal of investments	(56,059,250)	(1,852,697)	(57,911,947)
	164,399,747	(230,823)	164,168,924
31 March 2019			
Dividends received - listed	9,690,084	383,534	10,073,618
Interest received	106,834,264	1,679,648	108,513,912
Realised gain on disposal of investments	2,605,968	284,970	2,890,938
Net movement in unrealised gains and losses on revaluation and disposal of investments	(13,413,011)	(706,808)	(14,119,819)
	105,717,305	1,641,344	107,358,649

15 Claims incurred

	Non-Life R	Life R	Total R
31 March 2020			
Claims paid	(337,555,016)	-	(337,555,016)
Gross	(1,211,208,388)	-	(1,211,208,388)
Retroceded	873,653,372	-	873,653,372
Change in provision for outstanding claims	(25,907,241)	-	(25,907,241)
Gross	(141,780,497)	-	(141,780,497)
Retroceded	115,873,256	-	115,873,256
Claims incurred	(363,462,257)	-	(363,462,257)
31 March 2019			
Claims paid	(288,515,704)	-	(288,515,704)
Gross	(1,172,817,194)	-	(1,172,817,194)
Retroceded	884,301,490	-	884,301,490
Change in provision for outstanding claims	(273,155,111)	-	(273,155,111)
Gross	(870,167,137)	-	(870,167,137)
Retroceded	597,012,026	-	597,012,026
Claims incurred	(561,670,815)	-	(561,670,815)

16 Commission

Particulars	31 March 2020 R	31 March 2019 R
Commission expense		
Gross commission and brokerage paid	(425,306,289)	(685,800,428)
Gross deferred acquisition cost	(62,675,240)	(68,141,332)
	(487,981,529)	(753,941,760)

Particulars	31 March 2020 R	31 March 2019 R
Commission income		
Retrocession commission and brokerage received	340,437,092	535,890,480
Retroceded deferred commission revenue	43,547,295	86,668,807
	383,984,387	622,559,287
Net Commission	(103,997,142)	(131,382,473)

17 Profit before taxation

Particulars	31 March 2020 R	31 March 2019 R
Profit before taxation is stated after charging:		
Employee costs - salaries and bonuses	11,044,442	8,636,189
External auditor's remuneration		
– audit services	1,040,000	501,800
	1,040,000	501,800
Consulting fees paid	3,263,240	2,214,524
Depreciation of equipment	979,059	854,404
Operating lease expense	1,821,779	1,807,872

18 Taxation

	Non-Life R	Life R	Total R
31 March 2020			
South African normal tax			
Current taxation			
– current year	(80,879,669)	-	(80,879,669)
– utilisation of tax credit	(2,779,518)	-	(2,779,518)

	Non-Life R	Life R	Total R
Deferred taxation	-	-	-
– current year	-	-	-
	(83,659,187)	-	(83,659,187)
Tax rate reconciliation:	%	%	37.92%
Standard tax rate	28%	28	
Non-taxable income- dividend received	-0.53%		
Non-deductible expenditure	0.00%		
Accounting loss on disposal of investments	0.45%		
Other - Expenditure incurred in the production of exempt income	0.02%		
Miscellaneous expenses - Not incurred in the production of income	0.03%		
Unrealised loss/(profit) on equity and preference shares	7.35%		
CGT on capital gain included	0.00%		
Under/overprovision in prior years	2.60%		
Effective tax rate	37.92%		0
31 March 2019			
South African normal tax			
Current taxation			
– current year	(83,771,219)	(411,361)	(84,182,580)
– utilization of tax credit	29,810,867	-	29,810,867
Deferred taxation			
– current year	-	-	-
	(53,960,352)	(411,361)	(54,371,713)

	Non-Life R	Life R	Total R
Tax rate reconciliation:	%	%	
Standard tax rate	28	28	
Dividends received	(1)	(9)	
Return transfers previously not recognised and other four funds tax losses	-	-	
Calculated tax loss for which no deferred tax asset is raised	(9)		
Other	0	15	
Effective tax rate	18	34	

Deferred tax has not been raised in respect of non-life business, R 48.88 million has been booked as provision for taxation in Financial year ended 31 March 2019

19 Related party transactions

19.1 Identity of related parties

The current holding company is General Insurance Corporation of India (GIC Re India) which is owned by Government of India, it acquired 100% of the company's shares on 24 April 2014.

19.2 Transactions with Directors & Key Management Personnel

The remuneration of the executive general management, who are key management personnel of the company, is set out below in aggregate.

Name	Designation	Basic Remuneration*	Medical Benefits	Cash Incentive	Other allowances	Total
2020						
S Bhikha	Non Executive Director	531,197				531,197
CI Moosa	Non Executive Director	496,306				496,306
J Bagg	Non Executive Director	511,612				511,612
		Total				1,539,115
2019						
S Bhikha	Non Executive Director	380,000				380,000
CI Moosa	Non Executive Director	300,000				300,000
J Bagg	Non Executive Director	350,000				350,000
						1,030,000

*Basic Remuneration is referred as directors sitting fees

Name	Designation	Basic Remuneration*	Medical Benefits	Cash Incentive	Other allowances	Total
2020						
CG Asrivatham	MD & CEO	3,384,817	153,300		532,603	4,070,719
2019						
CG Asrivatham	MD & CEO	2,293,270	72,582		370,146	2,735,998

Other non-executive directors of GIC Re South Africa Ltd are appointed by GIC Re India (parent company) and do not earn any remuneration for their services pertaining to the company.

2020

KMP	Designation	Basic Remuneration	Medical Benefits	Cash Incentive	Other allowances	Total
S Karmarkar#	Chief Operating Officer					
SK Jangir#	Chief Finance Officer, Manager - Human Resource					
Z Ahmad#	Chief Underwriting Officer					
SKR Chintapalli#	Chief Technology Officer					
F Mosam##	Chief Technical Accounts Officer	120,334			12,365	132,699
W Mwase	Public Officer, Company Secretary, Manager - Admin	426,414			78,834	505,248
S Shankar	Chief Operating Officer	804,028	188,642		292,067	1,284,737
S Sapdhare	Chief Finance Officer, Manager - Human Resource	683,240	79,208		201,836	964,285
C Verma	Chief Underwriting Officer	791,626	120,391		325,945	1,237,962
A Tamhane	Chief Risk Officer	702,024	157,822		169,030	1,028,876
R Ugile*	Chief Technology Officer, Manager Human Resource	370,208	73,219		210,024	653,450
N Kasture**	Chief Finance Officer	351,196	42,063		237,028	630,287
B Zhawu***	Chief Technical Accounts Officer	339,625			45,158	384,783

2019

KMP	Designation	Basic Remuneration	Medical Benefits	Cash Incentive	Other allowances	Total
S Karmarkar	Chief Operating Officer	529,024	35,700		185,537	750,261
SK Jangir	Chief Finance Officer, Manager – HR	404,934	79,104		212,843	696,881
Z Ahmad	Chief Underwriting Officer	374,568	78,204		187,399	644,673
SKR Chintapalli	Chief Technology Officer	394,327	71,400		145,245	610,972
F Mosam	Chief Technical Accounts Officer	346,000	3,021		19,984	369,005
W Mwase	Public Officer, Company Secretary, Manager - Admin	342,000	20,631		8,636	371,266
S Shankar	Chief Operating Officer	360,937	42,832		128,841	532,610
S Sapdhare	Chief Finance Officer, Manager - HR	312,802	42,832		41,769	397,403
C Verma	Chief Underwriting Officer	352,564	54,732		86,921	494,217
A Tamhane	Chief Risk Officer	360,963	55,806		38,432	455,201
R Ugile	Chief Technology Officer, Manager HR					
N Kasture	Chief Finance Officer					
B Zhawu	Chief Technical Accounts Officer					

* Joined 6 August 2019

From April 2018 to September 2018

** Joined 07 August 2019

Resigned 31 May 2019

*** Joined 5 June 2019

19 Other related party transactions

The following transactions were entered with the current holding company:

Particulars	2020 R	2019 R
Statement of comprehensive income effects :		
Retroceded premiums	23,597,021	202,430,468
Retroceded claims	(136,717,923)	(358,281,105)
Retroceded commission	(2,498,727)	(41,945,973)
Interest paid on reserve deposits	(12,549,151)	(7,803,301)
Statement of financial position effects :		
Retroceded outstanding claims	494,982,621	581,408,674
Retroceded unearned premium provision	-	(22,378,180)
Retroceded deferred acquisition cost	-	6,704,898
Retroceded reserve deposit	216,950,436	383,492,862

20 Commitments and contingencies

The company entered into a lease agreement for the rental of its premises for a period of three years with an escalation of 8% per annum. Future rentals payable under the operating lease as at year end is:		
Within one year	1,411,153	1,304,459
One to three years	4,578,068	-
	5,989,221	1,304,459

The operating lease expires on 31 March 2020 and further renewed for three years.

21 Other company information

Business

The company is a composite reinsurer that was previously in run-off and as of 1 January 2015 began writing non-life reinsurance business. Company has recaptured the entire Life Run-off business during the 31 March 2018 Financial year end. Further, company received non-life reinsurance license on 30 June 2020.

Dividends

No dividends were paid during the year (2019 : Nil).

Going concern

GIC Re South Africa Ltd is regulated by Prudential Authority (PA) and is complying with all rules and regulations issued by PA. The company is being rated by S&P from its inception and continues to be rated by them. As GIC Re South Africa Ltd is wholly owned subsidiary of GIC of India, it has been given unconditional parental guarantee. The company has not borrowed from parent company and has adequate liquidity policy and is liquid enough to meet liabilities. COVID 19 has not adversely affected the company in 2020 and is in position to pay claims/debit balances on time. The company has improved Solvency Capital Requirement (SCR) from March 2019 to March 2020. Considering the facts, the Directors believe that the company will be going concern in future.

Events after year end

Post year end, the company faced COVID 19 pandemic and subsequent nationwide lockdown. The company has given work from home facility to all employees and made sure that company's operations was not get affected. In terms of business, the company was able to function smoothly with its strong IT team support and not affected adversely.

22 New standards, amendments and interpretations to existing standards that are not yet effective and have not been early adopted by the company

A number of new standards, amendments to standards and interpretations are effective for annual periods beginning on or after 1 January 2018, and have not been applied in preparing these financial statements. Those which may be relevant to the Company are set out below. The Company does not plan to adopt these standards early. These will be adopted in the period that they become mandatory unless otherwise indicated:

IFRS 9: Financial instruments - periods beginning on or after 1 January 2018

On 24 July 2014, the IASB issued the final IFRS 9 Financial instruments Standard, which replaces earlier versions of IFRS 9 and completes the IASB's project to replace IAS 39 Financial Instruments: Recognition and Measurement.

This standard will have a significant impact on the Company, which will include changes in the measurement bases of the Company's financial assets to amortised cost, fair value through other comprehensive income or fair value through profit or loss. Even though these measurement categories are similar to IAS 39, the criteria for classification into these categories are significantly different. In addition, the IFRS 9 impairment model has been changed from an "incurred loss" model from IAS 39 to an "expected credit loss" model, which is expected to increase the provision for bad debts recognised in the Company.

Considering that the wider GIC Re Group is not implementing IFRS 9 in 2020, GIC Re SA Ltd has the ability to defer implementation of IFRS 9 until 2023 when IFRS 17 will also go live while the deferral exemption has been applied, some indicative disclosure for new categories of fair value have been reflected in notes 3 and 26.

According to para 20B of IFRS 4 company has not applied IFRS 9 previously and its activities are predominantly connected with insurance only, so its eligible for temporary exemption from IFRS 9. Further as per para 20D if, the percentage of the total carrying amount of its liabilities connected with insurance relative to the total carrying amount of all liabilities is

- i) Greater than 90 percent or
- ii) less than or equal to 90 percent but greater than 80 per cent and the insurer does not engage in a significant activity unconnected with insurance can go for temporary exemption for IFRS 9 implementation. GIC Re South Africa Ltd holds 99% of its total liabilities connected to insurance activities

IFRS 17: Insurance Contracts - effective for financial year commencing on/after 1 January 2023

The standard supersedes IFRS 4 Insurance Contracts.

IFRS 17 addresses the recognition, measurement, presentation and disclosure of insurance contracts issued, reinsurance contracts held and investment contracts with discretionary participation features. The standard contains guidance on when to separate components in an insurance contract and account for them in terms of another standard. The components that have to be separated (subject to certain criteria) are embedded derivatives, distinct investment components and distinct goods and non-insurance services.

The standard requires an entity to identify portfolios of insurance contracts and to group them into the following groups at initial recognition:

- Contracts that are onerous
- Contracts that have no significant possibility of becoming onerous subsequently and
- The remaining contracts in the portfolio.

Groups of insurance contracts should be measured at initial recognition at the total of the following:

- The fulfilment cash flows which comprise estimates of future cash flows, an adjustment to reflect the time value of money and the financial risks and a risk adjustment for non-financial risk and
- The contractual service margin which represents the profit in the group of insurance contracts that will be recognised in future periods.

The carrying amount of a group of insurance contracts at the end of each reporting period shall be the sum of:

- the liability for remaining coverage (fulfilment cash flows related to future service and the contractual service margin) and
- the liability for incurred claims (fulfilment cash flows related to past service).

An entity may simplify the measurement of a group of insurance contracts using the premium allocation approach if certain criteria is met.

The new standard will have a significant impact on the financial statements when it is initially applied which will include changes to the measurement of insurance contracts issued and the presentation and disclosure.

The standard is effective for annual periods beginning on or after 1 January 2022 and has to be applied retrospectively. Early adoption is permitted. The company is expecting to adopt IFRS 17 in its financial statements for the year ending 31 March 2023.

IFRS 15: Revenue from Contracts with Customers – periods beginning on or after 1 January 2018

IFRS 15 was issued in May 2014 and applies to an annual reporting period beginning on or after 1 January 2018.

IFRS 15 specifies how and when an IFRS reporter will recognise revenue as well as requiring such entities to provide users of financial statements with more informative, relevant disclosures. The standard provides a single, principles based five-step model to be applied to all contracts with customers.

IFRS 15 replaces the following standards and interpretations:

IAS 11 *Construction contracts*

IAS 18 *Revenue*

IFRIC 13 *Customer Loyalty Programmes*

IFRIC 15 *Agreements for the Construction of Real Estate*

IFRIC 18 *Transfers of Assets from Customers*

SIC-31 *Revenue - Barter Transactions Involving Advertising Services*

The objective of IFRS 15 is to establish the principles that an entity shall apply to report useful information to users of financial statements about the nature, amount, timing, and uncertainty of revenue and cash flows arising from a contract with a customer.

Although the new revenue standard does not apply to Re/Insurance contracts, it may apply to other non Re/Insurance contracts like asset management, insurance broking, claims handling or custody services, etc and impact the company. Insurance contracts, along with contractual rights or obligations in the scope of the financial instruments standard (IFRS 9), are fully or partly scoped out of the new revenue standard.

However, non -Re/insurance service contracts may fall entirely in the scope of the new standard contracts that are partly in the scope of another standard will be first subject to the requirements of the other standard (e.g. IFRS 9 Financial instruments), if that standard specifies how to separate and/or initially measure one or more parts of the contract.

The impact of IFRS15 has not been material for the company for the year. Revenue caught within the scope of the standard is immaterial, and prior recognition and measurement practise for those revenues are in line with IFRS 15.

IFRS 16: Leases – periods beginning on or after 1 January 2019

IFRS 16 was issued in January 2016 and applies to annual reporting periods beginning on or after 1 January 2019.

IFRS 16 specifies how an IFRS reporter will recognise, measure, present and disclose leases. The standard provides a single lessee accounting model, requiring lessees to recognise assets and liabilities for all leases unless the lease term is 12 months or less or the underlying asset has a low value. Lessors continue to classify leases as operating or finance, with IFRS 16's approach to lessor accounting substantially unchanged from its predecessor, IAS 17.

IFRS 16 replaces the following standards and interpretations:

IAS 17 *Leases*

IFRIC 4 Determining whether an Arrangement contains a Lease

SIC-15 Operating Leases - Incentives

SIC-27 Evaluating the Substance of Transactions Involving the Legal Form of a Lease

The impact on the company of this standard is unlikely to be material as there are few operating leases in place. Management are still assessing the most appropriate transition option.

23 Revenue account split between non-life and life reinsurance contracts

	Note	Total		Non-life		Life	
		31 March 2020 R	31 March 2019 Restated R	31 March 2020 R	31 March 2019 Restated R	31 March 2020 R	31 March 2019 Restated R
Gross premiums written		1,067,089,683	2,935,603,723	1,067,089,683	2,935,603,723	-	-
Retroceded premiums		(784,693,448)	(2,103,808,930)	(784,693,448)	(2,103,808,930)	-	-
Gross UPR movement		423,234,239	61,501,762	423,234,239	61,501,762	-	-
Retro UPR movement		(297,489,965)	(83,944,529)	(297,489,965)	(83,944,529)	-	-
Net premiums earned		408,140,509	809,352,026	408,140,509	809,352,026	-	-
Claims incurred	15	(363,462,257)	(561,670,815)	(363,462,257)	(561,670,815)	-	-
Claims paid		(337,555,016)	(288,515,704)	(337,555,016)	(288,515,704)	-	-
Gross		(1,211,208,388)	(1,172,817,194)	(1,211,208,388)	(1,172,817,194)	-	-
Retroceded		873,653,372	884,301,490	873,653,372	884,301,489	-	-
Change in provision for outstanding claims		(25,907,241)	(273,155,111)	(25,907,241)	(273,155,111)	-	-
Gross		(141,780,497)	(870,167,137)	(141,780,497)	(870,167,137)	-	-
Retroceded		115,873,256	597,012,026	115,873,256	597,012,026	-	-
Net commission	16	(103,997,143)	(131,382,473)	(103,997,142)	(131,382,474)	-	-
Commissions paid		(84,869,197)	(149,909,948)	(84,869,197)	(149,909,949)	-	-
Gross		(425,306,289)	(685,800,428)	(425,306,289)	(685,800,428)	-	-
Retroceded		340,437,092	535,890,480	340,437,092	535,890,479	-	-
Net change in deferred acquisition cost		(19,127,946)	18,527,475	(19,127,945)	18,527,475	-	-

Note		Total		Non-life		Life	
		31 March 2020 R	31 March 2019 Restated R	31 March 2020 R	31 March 2019 Restated R	31 March 2020 R	31 March 2019 Restated R
Gross		(62,675,240)	(68,141,332)	(62,675,240)	(68,141,332)	-	-
Retroceded		43,547,295	86,668,807	43,547,295	86,668,807	-	-
Underwriting result		(59,318,890)	116,298,734	(59,318,890)	116,298,735	-	-
Gross		(350,646,492)	200,179,392	(350,646,492)	200,179,392	-	-
Retroceded		291,327,602	(83,880,658)	291,327,602	(83,880,658)	-	-
Investment and management expenses	*	(42,516,832)	(36,107,330)	(42,031,555)	(35,876,664)	(485,277)	(230,666)
Net (loss)/income before other income and expenses		(101,835,724)	80,191,408	(101,350,445)	80,422,074	(485,277)	(230,666)
Net investment income	14	164,168,924	107,358,649	164,399,747	105,717,305	(230,823)	1,641,344
Interest paid	**	(79,196,681)	(35,531,226)	(79,196,681)	(35,531,226)	-	-
Increase in provision for doubtful debts		(19,877,267)	(14,639,867)	(19,877,267)	(14,639,867)	-	-
Foreign exchange gain		257,350,169	123,742,368	257,350,169	123,742,368	-	-
Profit/(Loss) before taxation		220,609,423	261,121,332	221,325,523	259,710,654	(716,100)	1,410,678
Taxation		(83,659,187)	(54,371,713)	(83,659,186)	(53,960,352)	-	(411,361)
Profit/(Loss) after taxation		136,950,236	206,749,619	137,666,337	205,750,302	(716,100)	999,317

* Management expenses includes audit fees, consultancy fees ,office expenses, salaries of employees, etc.

** Interest paid is on retrocession deposit.

24 Notes to the statement of cash flows

24.1 Cash utilised by operations

Particulars	31 March 2020 R	31 March 2019 R
Profit before taxation	220,609,423	261,121,332
Adjustments for:		
– depreciation of equipment	979,059	854,404
– realised gain on disposal of investments	3,637,485	(2,890,937)
– interest income	(220,793,662)	(108,513,912)
– dividends received	(4,924,694)	(10,073,618)

Particulars	31 March 2020 R	31 March 2019 R
– interest paid	79,196,681	35,531,226
– Increase/(decrease) in net provision for unearned premium	(125,744,274)	(2,244,276)
– Increase/(decrease) in net deferred acquisition costs	19,127,944	(185,274)
– Increase/(decrease) in net provision for outstanding claims	25,907,241	27,315,511
– Increase/(decrease) in net policyholder liabilities for life insurance contracts		-
– unrealised gain on revaluation of investments	57,911,947	14,119,819
Cash generated by operations before working capital changes	55,907,150	215,034,275
Increase/(decrease) in amounts due under reinsurance contract	582,629,336	(64,411,050)
Increase/(decrease) in other accounts receivable	272,513	3,163,837
Increase/(decrease) in amounts payable to retrocessionaire	210,856,852	221,389,775
Increase/(decrease) in other accounts payable	26,839,855	6,320,317
Increase/(decrease) in deposits withheld from retrocessionaires	(517,743,731)	455,453,623
	358,761,975	836,950,776

24.2 Cash and cash equivalents

Cash and cash equivalents included in the statement of cash flows comprise the following statement of financial position amounts :

Cash on call and on deposit	58,859,455	17,692,677
Cash at bank	192,006,490	81,575,274
Cash on hand	3,018	6,904
	250,868,963	99,274,855

24.3 Taxation paid

Opening current tax payable	48,884,230	-
Taxation charged on the profit or loss	83,659,186	54,371,713
Utilisation of assessed loss recognised in deferred tax	-	(5,487,483)
Closing current tax payable	-	48,884,230
Taxation paid	132,543,416	-

25. Categorisation of assets and liabilities

	Note	Total	Financial assets and liabilities				Other non - financial assets and liabilities		Current/non-current distinction	
			Financial assets at fair value through profit and loss	Financial Assets at amortised cost	Financial liabilities at amortised cost	R	R	R	R	R
2020										
ASSETS										
Equipment	5	1,995,476	-	-	-	-	1,995,476	-	-	1,995,476
Technical assets under insurance contracts										
Retroceded outstanding claims	6	1,847,084,599	-	-	-	-	1,847,084,599	1,432,866,360	414,237,024	414,237,024
Retroceded unearned premium reserve	7	1,534,141,623	-	-	-	-	1,534,141,623	1,119,923,385	414,237,024	414,237,024
Gross deferred acquisition costs	8	246,450,224	-	-	-	-	246,450,224	246,450,224	-	-
		66,492,752	-	-	-	-	66,492,752	66,492,752	-	-
Investments										
Government securities ¹	9	274,830,120	381,637,540	2,366,663,580	-	-	-	2,516,211,086	232,090,034	232,090,034
Fixed deposits	9	232,090,034	232,090,034	-	-	-	-	-	-	-
Negotiable certificates of deposits	9	1,846,466,774	-	1,846,466,774	-	-	-	1,846,466,774	-	-
Listed ordinary shares ²	9	520,196,806	-	520,196,806	-	-	-	520,196,806	-	-
Listed preference shares ²	9	124,256,238	124,256,238	-	-	-	-	124,256,238	-	-
Listed collective investment schemes ²	9	8,800,433	8,800,433	-	-	-	-	8,800,433	-	-
Amounts due under reinsurance contracts	26.1	16,490,835	16,490,835	-	-	-	-	16,490,835	-	-
Amounts due from retrocession contracts	26.2	715,544,954	-	715,544,954	-	-	-	715,544,954	-	-
Other accounts receivable		8,768,943	-	8,768,943	-	-	-	8,768,943	-	-
Cash on call and on deposit	24.2	607,996	-	607,996	-	-	-	607,996	-	-
Cash at bank and on hand	24.2	58,859,455	-	58,859,455	-	-	-	58,859,455	-	-
		192,009,508	-	192,009,508	-	-	-	192,009,508	-	-
Total assets		5,573,172,050	381,637,540	3,342,454,436	-	-	1,849,080,075	4,924,868,302	648,322,534	648,322,534
LIABILITIES										
Technical liabilities under insurance contracts										
Gross outstanding claims	6	2,393,192,986	-	-	-	-	2,393,192,986	1,850,833,930	542,359,056	542,359,056
Gross unearned premium reserve	7	1,995,534,060	-	-	-	-	1,995,534,060	1,453,175,004	542,359,056	542,359,056
Retroceded deferred acquisition cost	8	351,221,689	-	-	-	-	351,221,689	351,221,689	-	-
Deposits withheld from retrocessionaires	13	46,437,237	-	-	-	-	46,437,237	46,437,237	-	-
Amounts payable to retrocessionaire contracts	26.3	1,228,694,253	-	-	-	-	-	1,228,694,253	-	-
Other accounts payable	11	433,530,756	-	-	-	-	-	433,530,756	-	-
		39,008,686	-	-	-	-	38,139,348	39,008,686	-	-
Total liabilities		4,221,886,103	-	-	-	-	2,394,062,324	3,679,527,047	542,359,056	542,359,056

¹ Designated at Fair Value

² Mandatory Fair Value

25. Categorisation of assets and liabilities

2019	Note	Total	Financial assets and liabilities				Other non - financial assets and liabilities		Current/non-current assets and liabilities		Non - current assets and liabilities
			Financial assets at fair value through profit and loss	Financial Assets at amortised cost	Financial liabilities at amortised cost	R	R	R	R	R	
ASSETS											
Equipment	5	1,862,699	-	-	-	-	1,862,699	-	-	-	1,862,699
Technical assets under insurance contracts		2,091,376,548	-	-	-	-	2,091,376,548	1,708,444,089	1,708,444,089	-	382,932,459
Retroceded outstanding claims	6	1,418,268,367	-	-	-	-	1,418,268,367	1,035,335,908	1,035,335,908	-	382,932,459
Retroceded unearned premium reserve	7	543,940,189	-	-	-	-	543,940,189	543,940,189	543,940,189	-	-
Gross deferred acquisition costs	8	129,167,992	-	-	-	-	129,167,992	129,167,992	129,167,992	-	-
Investments		2,589,816,261	488,440,823	2,101,375,438	-	-	-	-	2,239,931,166	349,885,095	-
Government securities ¹	9	97,278,812	97,278,812	-	-	-	-	-	-	97,278,812	-
Fixed deposits	9	1,684,041,892	-	1,684,041,892	-	-	-	1,431,435,608	1,431,435,608	252,606,284	-
Negotiable certificates of deposits	9	417,333,546	-	417,333,546	-	-	-	417,333,546	417,333,546	-	-
Treasury bills ²	9	-	-	-	-	-	-	-	-	-	-
Listed ordinary shares ²	9	141,631,994	141,631,994	-	-	-	-	141,631,994	141,631,994	-	-
Listed preference shares ²	9	13,200,649	13,200,649	-	-	-	-	13,200,649	13,200,649	-	-
Listed collective investment schemes ²	9	236,329,368	236,329,368	-	-	-	-	236,329,368	236,329,368	-	-
Deferred tax	10	-	-	-	-	-	-	-	-	-	-
Amounts due under reinsurance contracts		1,298,174,290	-	1,298,174,290	-	-	-	1,131,250,233	1,131,250,233	166,924,056	-
Amounts due from retrocession contracts		9,662,590	-	9,662,590	-	-	-	8,420,138	8,420,138	1,242,452	-
Other accounts receivable		335,483	-	335,483	-	-	-	335,483	335,483	-	-
Cash on call and on deposit		17,692,677	-	17,692,677	-	-	-	17,692,677	17,692,677	-	-
Cash at bank and on hand		81,582,178	-	81,582,178	-	-	-	81,582,178	81,582,178	-	-
Total assets		6,090,502,725	488,440,823	3,508,822,656	-	-	1,829,219,093	5,187,655,964	5,187,655,964	902,846,761	-
LIABILITIES											
Technical liabilities under insurance contracts		2,718,194,023	-	-	-	-	-	2,217,680,561	2,217,680,561	500,513,462	-
Gross outstanding claims	6	1,853,753,563	-	-	-	-	-	1,353,240,101	1,353,240,101	500,513,462	-
Gross unearned premium reserve	7	774,455,928	-	-	-	-	-	774,455,928	774,455,928	-	-
Retroceded deferred acquisition cost	8	89,984,532	-	-	-	-	-	89,984,532	89,984,532	-	-
Deposits withheld from retrocessionaires	13	1,746,437,984	-	-	-	-	-	1,746,437,984	1,746,437,984	-	-
Amounts payable to retrocessionaire contracts	26.3	350,133,325	-	-	-	-	-	350,133,325	350,133,325	-	-
Other accounts payable	11	12,517,452	-	-	-	-	-	12,517,452	12,517,452	-	-
Taxation payable	24.3	48,884,230	-	-	-	-	-	48,884,230	48,884,230	-	-
Total liabilities		4,876,167,014	-	-	-	-	2,108,463,687	2,767,703,327	4,375,653,552	500,513,462	-

¹ Designated at Fair Value

² Mandatory Fair Value

Particulars	31 March 2020 R	31 March 2019 Restated R
26.1 Amounts due under reinsurance contracts	715,544,954	1,298,174,290
Amounts due under reinsurance contracts	715,544,954	1,298,174,290
26.2 Amounts due from retrocessionaire Contracts		
Provisional profit commission recivable from retrocession	8,768,943	9,662,590
	8,768,943	9,662,590
26.3 Amounts Payable to retrocessionaires		
Amounts payable to retrocessionaires	545,947,211	337,336,221
Provisional profit commission payable to retrocessionaires	15,042,966	12,797,104
	560,990,177	350,133,325

27 Restatement of statement of Financial Position items

Correction in technical reserves

In September 2020, the company discovered that there was an error in treating technical reserves (UPR, DAC and IBNR). The error resulted in understatement of DAC, UPR & IBNR for the financial year ended 31 March 2019.

The error has been corrected as follows:

ASSETS

	31 March 2019 previously stated closing balances	Restatement	31 March 2019 restated balances
Other assets	3,999,126,178		3,999,126,178
Retroceded outstanding claims	1,400,567,511	17,700,856	1,418,268,367
Retroceded unearned premium reserve	365,732,580	178,207,609	543,940,189
Gross deferred acquisition costs	61,056,302	68,111,689	129,167,991
Total assets	5,826,482,571	264,020,154	6,090,502,725
LIABILITIES			
Other liabilities	1,758,955,436	-	1,758,955,436
Gross outstanding claims	1,830,836,269	22,917,294	1,853,753,563
Gross unearned premium reserve	525,040,979	249,414,949	774,455,928
Retroceded deferred acquisition cost	33,948,547	56,035,985	89,984,532
Amounts payable to retrocessionaire contracts	366,629,601	(16,496,276)	350,133,325
Taxation	48,884,230	-	48,884,230
Total liabilities	4,564,295,062	311,871,951	4,876,167,014
Share capital	1,142,061,725	-	1,142,061,725
Revaluation reserve	(10,024,314)	10,024,314	-

	31 March 2019 previously stated closing balances	Restatement	31 March 2019 restated balances
Retained earnings	130,150,099	(57,876,113)	72,273,986
Total equity	1,262,187,510	(47,851,799)	1,214,335,711
Total liabilities and shareholders equity	5,826,482,572	264,020,154	6,090,502,725

28 Restatement of statement of comprehensive income items

Correction in technical reserve

In September 2020, the company discovered that there was an error in treating technical reserve (UPR, DAC and IBNR). The error resulted in understatement of DAC, UPR and IBNR for the financial year ended 31 March 2019.

The error has been corrected as follows

Restatement of statement of comprehensive income items

	31 March 2019 previously stated closing balances	Restatement	31 March 2019 restated balances
Gross premiums written	2,935,603,723		2,935,603,723
Retroceded premiums	(2,120,305,206)	16,496,276	(2,103,808,930)
Net premium written	815,298,517	16,496,276	831,794,793
Unearned premium reserve			
Balance at beginning of year	208,072,972		208,072,972
Gross	835,957,690		835,957,690
Retroceded	(627,884,718)		(627,884,718)
Amounts transferred through profit and loss	(48,764,573)	71,207,340	22,442,767
Gross	(310,916,711)	249,414,949	(61,501,762)
Retroceded	262,152,138	(178,207,609)	83,944,529
Balance at end of year	159,308,399	71,207,340	230,515,739
Gross	525,040,979	249,414,949	774,455,928
Retroceded	(365,732,580)	(178,207,609)	(543,940,189)
Net premium earned	864,063,090	(54,711,064.39)	809,352,026
Provision for outstanding claims			
	162,330,085		162,330,085
Balance at beginning of the period	983,586,426		983,586,426
Gross	(821,256,341)		(821,256,341)
Retroceded			
Amounts transferred through profit and loss	267,938,672	5,216,439	273,155,111
Gross	847,249,843	22,917,294	870,167,137
Retroceded	(579,311,170)	(17,700,856)	(597,012,026)

	31 March 2019 previously stated closing balances	Restatement	31 March 2019 restated balances
Balance at end of the period	430,268,757	5,216,439	435,485,196
Gross	1,830,836,269	22,917,294	1,853,753,563
Retroceded	(1,400,567,511)	(17,700,856)	(1,418,268,367)
Claims incurred	(556,454,378)	(5,216,438)	(561,670,816)
Deferred acquisition costs			
Balance at beginning of year	20,655,984		20,655,984
Gross	197,309,324		197,309,324
Retroceded	(176,653,340)		(176,653,340)
Amounts transferred through profit and loss	6,451,772	12,075,704	18,527,476
Gross	(136,253,021)	68,111,689	(68,141,332)
Retroceded	142,704,793	(56,035,985)	86,668,808
Balance at end of year	27,107,756	12,075,704	39,183,460
Gross	61,056,303	68,111,689	129,167,992
Retroceded	(33,948,547)	(56,035,985)	(89,984,532)
Net commission	(143,458,176)	12,075,704	(131,382,472)
Underwriting result	164,150,536	(47,851,799)	116,298,737
Management expenses	36,107,330	-	36,107,330
Net investment income	107,358,649	-	107,358,649
Interest paid	(35,531,226)	-	(35,531,226)
Increase in provision for doubtful debts	(14,639,867)	-	(14,639,867)
Foreign exchange gain/(loss)	123,742,368	-	123,742,368
Profit/(Loss) before taxation	308,973,129	(47,851,799)	261,121,330
Txation	(54,371,713)	-	(54,371,713)
Profit/ (Loss) after taxation	254,601,416	(47,851,799)	206,749,619

29 Restatement of Statement of Changes in Equity

Correction in Revaluation Reserves

Gains and losses from investments were incorrectly processed through the revaluation reserve in the statement of changes in equity. This has been corrected by reclassifying the revaluation reserve to retained earnings.

The impact on 2019 and the 2020 financial year due to the reclassification is as follows

Financial Year	Retained Earnings (Opening Balance)	Revaluation Reserve	Profit	Restatement	Retained Earnings (Closing Balance)
2019	(134,617,587)	141,956	254,601,416	(47,851,799)	72,273,986
2020	130,150,099	(10,024,314)	136,950,236	(47,851,799)	209,224,223

GIC RE, INDIA, CORPORATE MEMBER LIMITED

**Annual Report and Accounts
31 December 2019**

CONTENTS

GIC Re, India,
Corporate
Member
Limited

Directors and Administration	341
Strategic Report	342
Directors' Report	346
Statement of Directors' Responsibilities	347
Independent Auditor's Report	348
Annual Accounts:	
Profit and Loss Account	350
Balance Sheet	351
Statement of Changes in Equity	353
Statement of Cash Flows	354
Notes to the Annual Accounts	355

GIC RE, INDIA, CORPORATE MEMBER LIMITED

Directors and Administration

Directors

Alice Geevarghese Vaidyan (resigned 31 July 2019)
Ramaswamy Narayanan
Radhakrishna Ganti (resigned 18 June 2019)
Shaji Thomas Kurian (appointed 30 July 2019)

Secretary

Callidus Solutions Limited
54 Fenchurch Street
London
EC3M 3JY

Registered Office

40 Lime Street
3rd Floor
London
EC3M 7AW

Registered Number

07792458

Auditors

The Corporate Practice Limited
65 Delamere Road
Hayes
Middlesex
UB4 0NN

Tax Advisors

Mazars LLP
Tower Bridge House
St Katharine's Way
London
E1W 1DD

Banker

Lloyds TSB
113-116 Leadenhall Street
London
EC3A 4AX

The Directors submit their Strategic Report for GIC Re, India, Corporate Member Limited (the Company) for the year ended 31 December 2019.

Principal Activities

The Company is incorporated in the United Kingdom ('U.K.') and is a corporate member of the Society of Lloyd's (Lloyd's). The Company underwrites (on a limited liability basis) on Lloyd's Syndicate 6118, Syndicate 6119, Syndicate 6126, Syndicate 2014, Syndicate 1492, Syndicate 1884, Syndicate 1947 and Syndicate 6133 ('the Syndicates'). The table below summarises the Company's insurance capacity on the Syndicates by underwriting year.

	Syndicate 6118 £000		Syndicate 1955 £000	Syndicate 6133 £000		Syndicate 1947 £000	
Year of Account	2017	2018	2019	2018	2019	2018	2019
Company insurance capacity	8,086	11,320	11,320	875	875	55,000	77,500
Total Syndicate insurance capacity	89,705	108,712	221,997	35,000	50,000	55,000	77,500
Percent of total	9.0%	10.4%	5.1%	2.5%	1.8%	100%	100%

	Syndicate 2014£ 000			Syndicate 6126 £000	Syndicate 1884 £000		Syndicate 1492 £000	
Year of Account	2017	2018	2019	2017	2017	2018	2017	2018
Company insurance capacity	8,923	8,923	8,923	5,250	5,000	5,000	7,500	7,500
Total Syndicate insurance capacity	137,300	149,964	137,258	57,000	99,985	99,985	90,466	104,000
Percent of total	6.5%	5.9%	6.5%	9.2%	5.0%	5.0%	8.3%	7.2%

Syndicate 6118 was established since the 2014 Year of Account to provide a dedicated vehicle for external investors to participate on Barbican Syndicate 1955 via quota share reinsurance, net of quota share cession to Syndicate 6113.

Syndicate 1955 was established in 2007. The principal activity of the Syndicate is the transaction of general insurance and reinsurance business in the Marine, Property, Financial Lines and Accident & Health and Casualty classes.

Syndicate 6133 was established in the 2013 year of account and provides general insurance and reinsurance business in the marine and property class.

Syndicate 1947 was established in the 2018 year of account and underwrites on the property, agriculture and engineering lines of business. The Syndicate is backed solely by General Insurance Corporation of India and includes risks ceded from that company.

Syndicate 2014 was previously a 'Special Purpose Syndicate' and became the first SPS in Lloyd's history to convert to a standalone Syndicate in 2014.

Syndicate 6126 was established in the 2016 year of account as a 'Special Purpose Syndicate' to underwrite 90% quota share of Syndicate 1897's property classes.

Syndicate 1884 was established in the 2015 year of account and provides a broad range of insurance covers to its clients and others in the wider marine and energy market

Syndicate 1492 was established in the 2015 year of account specialising in property, construction and casualty insurance and reinsurance solutions.

General Insurance Corporation of India ('the Parent Reinsurer') proportionately reinsures 100% of all of the Company's underwriting business from the Syndicates.

Business Review

Key Financial Performance Indicators

In the opinion of the Directors, the key financial performance indicators below best represent the performance and position of the Company before reinsurance of all of its underwriting business from the Syndicate to the Parent reinsurer.

	2019 Syndicate Results £000	2019 Quota Share £000	2019 Technical Account £000
Gross written premiums	91,493	(91,493)	-
Outward reinsurance premiums	(23,445)	23,445	-
Loss for the financial year	(2,266)	2,116	(150)
Loss on capacity	1.7%		
Non-financial Key Performance Indicators			

Due to the nature of the Company's operations as a Lloyd's corporate member, the Syndicates carry out the majority of the Company's activities. The Company is not directly involved in the management of each Syndicate's activities, including the employment of staff. The Syndicate Managing Agents are responsible for the management of their Syndicates. The Managing Agents also have responsibility for the environmental activities of the Syndicates, though by their nature, insurers generally do not produce significant environmental emissions. Therefore, the Directors do not consider it appropriate to monitor and report any performance indicators for staff or environmental matters.

Member Outward Reinsurance Arrangement

The Company proportionally reinsures all of its underwriting business from each Syndicate to the Parent Reinsurer. Outward reinsurance premiums equal the Company's share of Syndicate gross premiums, less Syndicate outward reinsurance premiums; reinsured liabilities equal the Company's share of Syndicate losses and expenses, less investment income. The reinsurance contract limits the Company's net reinsurance recoveries to the reinsurer's related funds at Lloyd's. The Parent Reinsurer reimburses the Company for member administrative expenses (including audit and accounting fees and other expenses) up to a limit of £1,200,000.

Risk Review

Insurance risks

As a corporate member of Lloyd's, most of the significant insurance risks and uncertainties facing the Company arise from its participation on the Syndicates. The Company's role in managing these risks is limited to monitoring Syndicate performance. This starts in advance of committing support to each Syndicate for the following underwriting year, with a review of each Syndicate business plan as prepared by the Syndicate's Managing Agent. During the year, the Directors monitor and, if necessary,

enquire into Syndicate quarterly reports and annual accounts together with any other information made available by the Managing Agents. If the Directors deem a particular risk in a Syndicate to be excessive, they will seek confirmation from the relevant Managing Agent that adequate management of the risk is in place and, if considered appropriate, may withdraw the Company's support from the next underwriting year if they are not satisfied with the Managing Agent's response.

The Annual Reports of the Directors of the Managing Agents on the audited annual accounts for each Syndicate detail the significant risks and uncertainties facing the Syndicates. The Managing Agents manage these risks together with the Syndicate service providers.

Since the Company proportionately reinsures all of its underwriting business from the Syndicates to the Parent Reinsurer, the risks it faces from its participation on the Syndicates are significantly reduced. The Company, however, faces the risk that the Parent Reinsurer will not meet its reinsurance obligations, though the Directors consider this risk remote, since the Parent Reinsurer provided a £24.2 million letter of credit to Lloyd's (Funds at Lloyd's) to collateralise its reinsurance obligations to the Company and deposited an additional £30.8 million during the year (2018: £98.1 million).

Operational Risk

Since the Company only undertakes in a few transactions of its own, it has limited systems and staffing requirements. Therefore, the Directors do not consider the Company's operational risks to be significant. Close involvement of the Directors in the Company's key decision making and the fact that the Syndicates conduct a majority of the Company's operations provides control over any remaining operational risk.

Foreign Exchange

The Company is exposed to foreign exchange risk through the Syndicates' liabilities under policies of insurance denominated in currencies other than Sterling. The most significant currencies to which the syndicate is exposed are US Dollar, Canadian Dollar and the Euro. Where possible, the Syndicates seek to mitigate the risk by matching the estimated foreign currency denominated liabilities with assets denominated in the same currency. There is a natural matching to currency risk as claims are normally paid in the currency of the original policy. The Company did not undertake any transactions of its own during the year except for administrative expenses and a payment to a broker made directly by the Corporate Member.

Market, Credit, and Liquidity Risk

Other significant risks faced by the Company include its investment of available funds within its own custody. The elements of these risks are interest rate, investment price, and liquidity risk. Liquidity risk would arise if the Syndicates have inadequate liquid resources for a large claim and sought funds from the Company to pay the claim. In order to minimise interest rate, investment price, and liquidity risk, the Company is supported by the letter of credit and the funds provided by the Parent Reinsurer at Fund's at Lloyd's.

Since the Company did not undertake many transactions of its own, the Directors do not consider currency or credit risk to be significant.

Regulatory and Compliance Risk

The Company is subject to continuing approval by Lloyd's to be a corporate member of the Syndicates. The Company reduces the risk of this approval being revoked by monitoring and fully complying with all of its Lloyd's membership requirements.

The capital requirements to support the proposed amount of Syndicate insurance capacity for future years are set by Lloyd's. Lloyd's takes a variety of factors into account when setting these requirements including market conditions and Syndicate performance. Though Lloyd's intends for the process to be fair and reasonable, the requirements can fluctuate from one year to the next, which may constrain the amount of Syndicate insurance capacity that the Company can support going forward.

Section 172(1) Reporting

The Directors have acted in a way that they considered, in good faith, would be most likely to promote the success of Company for the benefits of its members as a whole, and in doing so had regard (amongst other matters) to the matters listed in section 172(1)(a) to (f) when performing their duties and comment as follows:

- (a) the Directors are satisfied that its investment in Lloyd's Syndicates it participates on are in the long term interest of the Company and its Shareholder;
- (b) the Company has no employees;
- (c) the Directors have adequately fostered the business relationship with the Syndicates, and Lloyd's;
- (d) the Directors are satisfied the Syndicates gave properly responded to the needs of the community and concerns regarding the environment;
- (e) the Company's business is to invest in Lloyd's Syndicates and the Directors are satisfied that the Company and the Syndicates have maintained a reputation for high standards of business conduct, including its dealing with its customers, employees and the regulators, and
- (f) the Company has adequately and fairly kept its one shareholder fully informed and provided quarterly financial statements and progress of the Company's business.

Future Developments

The Company will be participating on the following Syndicates for the 2020 Year of Account:

- Syndicate 1947 - managed by Pembroke Managing Agency Limited.
- Syndicate 1955 - managed by Barbican Managing Agency Limited.

Brexit

The UK left the EU on 31 January 2020. There is still significant uncertainty whether a trade deal with the EU will be agreed and ratified by 31 December 2020. All legacy European Economic Area business will be moving to Lloyd's Brussels before the end of 2020 via a part VII transfer, providing certainty for the market and Lloyd's clients. The Directors are monitoring the Lloyd's market preparations along with general market conditions to identify whether it is appropriate to make any changes to the current strategy of the Company.

Coronavirus (Covid-19)

In March 2020, the World Health Organisation declared Coronavirus (Covid-19) to be a global pandemic. Consideration has been given to the potential risks and uncertainties which may occur, however it is too early to assess the full impact on market conditions. As the Company participates on multiple syndicates they are regarded as having mitigated the potential effect as far as possible due to underwriting diversified risks.

Approved by the Board on 15th May 2020

And signed on its behalf by

Ramaswamy Narayanan

Director

40 Lime Street

3rd Floor

London

EC3M 7AW

Registered Number: 07792458

Director's Report

31 December 2019

The Directors present their report below, together with the audited accounts for GIC Re, India, Corporate Member Limited, for the year ended 31 December 2019 on pages 350 to 373.

Results

The Company underwrites on the Syndicates as outlined on page 342 of the Strategic report.

Loss for the year ended 31 December 2019 was £132,000 (2018: Profit of £1,040,000).

Dividend

The Directors do not recommend the payment of a dividend (2018: Nil).

Going Concern

On the basis of their assessment of the Company's financial position and after making appropriate enquiries, the Directors reasonably expect the Company has adequate resources to continue in operational existence for the foreseeable future. The Directors have considered the impact of Coronavirus (Covid-19) and believe that, due to participating on multiple syndicates and thus diversifying their risk, it will not impact on the Company's ability to continue as a going concern. For this reason the annual accounts are prepared on a going concern basis.

Directors

Below are the names of the people who were Directors of the Company during the period and to the date of this report.

Ramaswamy Narayanan

Shaji Thomas Kurian (appointed 30 July 2019)

Directors and Officers Liability Insurance

The Directors are covered against liabilities arising in relation to the Company through the global Directors and Officers policy in place by the Parent Reinsurer. This is limited to 600,000,000 Indian Rupees (£6,680,882).

Donations

The Company made no political or charitable donations during the period.

Corporate Governance

The strategic report set out on pages 2-6 provides a comprehensive review of the Company's operations for the year ended 31 December 2019 and the potential future developments of those operations. The strategic report also includes details of the Company's business risks and uncertainties during the year. Information relating to Directors' duties to act in good faith and to promote the success of the company are included in the strategic report.

Disclosure of Information to Auditors

The Directors who held office at the approval date of this report confirm to the best of their knowledge, that there is no relevant audit information of which the Company's auditors are unaware, and they took all actions necessary as a Directors to become aware of any relevant audit information and to establish that the Company's auditors are aware of that information.

Auditors

Pursuant to Section 487 of the Companies Act 2006, the auditors will be deemed to be reappointed and The Corporate Practice Limited will therefore continue in office.

On behalf of the Board

Ramaswamy Narayanan

Director

15th May 2020

40 Lime Street

3rd Floor

London

EC3M 7AW

Statement of Director's Responsibilities

GIC RE, INDIA, CORPORATE MEMBER LIMITED

Registered Number: 07792458

**Statement of Director's Responsibilities in respect of the
Strategic Report, the Director's Report and the Financial Statements
31 December 2019**

The Directors are responsible for preparing the Strategic Report, the Directors' Report and the financial statements in accordance with applicable law and regulations.

Company law requires the Directors to prepare financial statements for each financial year. Under that law they have elected to prepare the financial statements in accordance with UK Accounting Standards and applicable law (UK Generally Accepted Accounting Practice), FRS 102 The Financial Reporting Standard applicable in the UK and Republic of Ireland and with the Companies Act 2006.

Under Company law the directors must not approve the financial statements unless he is satisfied that they give a true and fair view of the state of affairs of the Company and of the profit or loss of the Company for that period. In preparing these financial statements, the Directors are required to:

- select suitable accounting policies and then apply them consistently;
- make judgements and estimates that are reasonable and prudent;
- state whether applicable UK Accounting Standards have been followed, subject to any material departures disclosed and explained in the financial statements; and
- Prepare the financial statements on the going concern basis unless it is inappropriate to presume that the Company will continue in business.

The Directors are responsible for keeping adequate accounting records that are sufficient to show and explain the Company's transactions and disclose with reasonable accuracy at any time the financial position of the Company and enable him to ensure that the financial statements comply with the Companies Act 2006. The Directors have general responsibility for taking such steps as are reasonably open to them to safeguard the assets of the Company and to prevent and detect fraud and other irregularities.

Opinion

We have audited the Financial Statements of GIC Re, India, Corporate Member Limited (the "Company") for the year ended 31 December 2019 which comprise the Profit and Loss Account, the Statement of Comprehensive Income, the Balance Sheet, the Statement of Changes in Equity, the Statement of Cash Flows and notes to the Financial Statements, including a summary of significant accounting policies. The financial reporting framework that has been applied in their preparation is applicable law and United Kingdom Accounting Standards, including Financial Reporting Standard 102 "The Financial Reporting Standard applicable in the UK and Republic of Ireland" (United Kingdom Generally Accepted Accounting Practice).

In our opinion the Financial Statements:

- give a true and fair view of the state of the Company's affairs as at 31 December 2019 and of its result for the year then ended;
- have been properly prepared in accordance with United Kingdom Generally Accepted Accounting Practice; and
- have been prepared in accordance with the requirements of the Companies Act 2006.

Basis for opinion

We conducted our audit in accordance with International Standards on Auditing (UK) (ISAs (UK)) and applicable law. Our responsibilities under those standards are further described in the Auditor's responsibilities for the audit of the Financial Statements section of our report. We are independent of the Company in accordance with the ethical requirements that are relevant to our audit of the Financial Statements in the UK, including the FRC's Ethical Standard, and we have fulfilled our other ethical responsibilities in accordance with these requirements. We believe that the audit evidence we have obtained is sufficient and appropriate to provide a basis for our opinion.

Conclusions relating to going concern

We have nothing to report in respect of the following matters in relation to which the ISAs (UK) require us to report to you where:

- the Directors' use of the going concern basis of accounting in the preparation of the Financial Statements is not appropriate; or
- the Directors have not disclosed in the Financial Statements any identified material uncertainties that may cast significant doubt about the Company's ability to continue to adopt the going concern basis of accounting for a period of at least twelve months from the date when the Financial Statements are authorised for issue.

Other information

The other information comprises the information included in the Annual Report, other than the Financial Statements and our auditor's report thereon. The Directors are responsible for the other information. Our opinion on the Financial Statements does not cover the other information and, except to the extent otherwise explicitly stated in our report, we do not express any form of assurance conclusion thereon. In connection with our audit of the Financial Statements, our responsibility is to read the other information and, in doing so, consider whether the other information is materially inconsistent with the Financial Statements or our knowledge obtained in the audit or otherwise appears to be materially misstated. If we identify such material inconsistencies or apparent material misstatements, we are required to determine whether there is a material misstatement in the Financial Statements or a material misstatement of the other information. If, based on the work we have performed, we conclude that there is a material misstatement of this other information, we are required to report that fact.

We have nothing to report in this regard.

Key Audit Matters

Key audit matters are those matters that, in our professional judgment, were of most significance in our audit of the financial statements of the current period. These matters were addressed in the context of our audit of the financial statements as a whole, and in forming our opinion thereon, and we do not provide a separate opinion on these matters.

Opinion on other matters prescribed by the Companies Act 2006

In our opinion, based on the work undertaken in the course of the audit:

- The information given in the Strategic Report and the Directors' Report for the financial year for which the Financial Statements are prepared is consistent with the Financial Statements; and
- The Strategic Report and the Directors' Report have been prepared in accordance with applicable legal requirements.

Matters on which we are required to report by exception

In light of the knowledge and understanding of the Company and its environment obtained in the course of audit, we have not identified any material misstatements in the Strategic Report or the Directors' Report.

We have nothing to report in respect of the following matters in relation to which the Companies Act 2006 requires us to report to you if, in our opinion:

- adequate accounting records have not been kept, or returns adequate for our audit have not been received from branches not visited by us; or
- the Financial Statements are not in agreement with the accounting records and returns; or
- certain disclosures of Directors' remuneration specified by law are not made; or
- We have not received all the information and explanations we require for our audit.

Responsibilities of Directors

As explained more fully in the Directors' Responsibilities Statement, the Directors are responsible for the preparation of the Financial Statements and for being satisfied that they give a true and fair view, and for such internal control as the Directors determine is necessary to enable the preparation of Financial Statements that are free from material misstatement, whether due to fraud or error.

In preparing the Financial Statements, the Directors are responsible for assessing the Company's ability to continue as a going concern, disclosing, as applicable, matters related to going concern and using the going concern basis of accounting unless the Directors either intend to liquidate the Company or to cease operations, or have no realistic alternative but to do so.

Auditor's responsibilities for the audit of the Financial Statements

Our objectives are to obtain reasonable assurance about whether the Financial Statements as a whole are free from material misstatement, whether due to fraud or error, and to issue an auditor's report that includes our opinion. Reasonable assurance is a high level of assurance, but is not a guarantee that an audit conducted in accordance with ISAs (UK) will always detect a material misstatement when it exists. Misstatements can arise from fraud or error and are considered material if, individually or in the aggregate, they could reasonably be expected to influence the economic decisions of users taken on the basis of these Financial Statements.

A further description of our responsibilities for the audit of the Financial Statements is located on the Financial Reporting Council's website at: <http://www.frc.org.uk/auditorsresponsibilities>. This description forms part of our auditor's report.

Use of our report

This report is made solely to the Company's Members, as a body, in accordance with Chapter 3 of Part 16 of the Companies Act 2006. Our audit work has been undertaken so that we might state to the Company's Members those matters we are required to state to them in an auditor's report and for no other purpose. To the fullest extent permitted by law, we do not accept or assume responsibility to anyone, other than the Company and the Company's Members as a body, for our audit work, for this report, or for the opinions we have formed.

Devender Arora (Senior Statutory Auditor)

For an on behalf of The Corporate Practice Limited, Statutory Auditor
65 Delamere Road Hayes, Middlesex, UB4 0NN

Date: 15th May 2020

Profit and Loss Account Year Ended 31st December 2019

Particulars	Note	2019 £000	2018 £000
Technical Account – General business:			
Earned premiums, net of reinsurance:			
Gross premiums written	6	91,493	66,957
Outward reinsurance premiums		(91,493)	(66,957)
Net premiums written		-	-
Change in the gross provision for unearned premiums	14	(660)	(8,163)
Change in the provision for unearned premiums reinsurers' share	14	660	8,163
Net change in provision for unearned premiums		-	-
Earned premiums, net of reinsurance		-	-
Investment return	7	-	-
Claims incurred, net of reinsurance:	6		
Claims paid:			
Gross amount		(39,489)	(28,846)
Reinsurers' share		39,489	28,846
Claims paid, net of reinsurance		-	-
Change in the provision for claims:	14		
Gross amount		(27,496)	(25,892)
Reinsurers' share		27,496	25,892
Change in provision for claims, net of reinsurance		-	-
Claims incurred, net of reinsurance		-	-
Net operating expenses	8, 11	(150)	(75)
Balance on Technical Account- General business		(150)	(75)
All operations relate to continuing activities.			
Balance on the Technical Account – General business		(150)	(75)
Investment income		1,817	1,120
Unrealised loss on investments		(2,870)	(240)
Foreign exchange (loss)/ gain		(27)	18
Other income		1,200	500
Other charges		(129)	(71)
(Loss)/profit on ordinary activities before tax	9	(159)	1,252
Tax on profit on ordinary activities	10	27	(212)
(Loss)/profit on ordinary activities after tax		(132)	1,040
Profit/(loss) for the financial year		(132)	1,040
All operations relate to continuing activities.			

Balance Sheet As 31st December 2019

Particulars	Note	2019 £000	2018 £000
Assets:			
Investments:			
Other financial investments	12	23,121	13,273
Reinsurers' share of technical provisions:	14		
Provision for unearned premiums		22,656	22,548
Claims outstanding		101,480	86,790
		124,136	109,338
Debtors:			
Debtors arising out of direct insurance operations		10,261	5,293
Debtors arising out of reinsurance operations		41,417	50,935
Other debtors		750	1,089
Funds at Lloyd's	19	129,587	106,863
		182,015	164,180
Other assets:			
Cash at bank and in hand		7,582	3,356
Other		3,147	1,877
Deferred tax asset		27	-
		10,756	5,233
Prepayments and accrued income:			
Accrued interest	9	4	
Deferred acquisition costs	14	5,052	5,430
Other prepayments and accrued income		371	264
		5,432	5,698
Total assets		345,460	297,722

The above assets comprise of the assets of the Syndicates participated upon and the Company's own assets. Note 16 provide an analysis of the Company's own assets.

The notes on pages 355 to 373 form part of these annual accounts.

Particulars	Note	2019 £000	2018 £000
Liabilities:			
Capital and reserves:	13		
Called up share capital		-	-
Profit and loss account		932	1,064
		932	1,064
Technical provisions:	14		
Provision for unearned premiums:			
Gross amount		27,708	27,978
Claims outstanding:			
Gross amount		101,480	86,790
		129,188	114,768
Creditors:			
Creditors arising out of direct insurance operations		550	564
Creditors arising out of reinsurance operations		77,289	62,046
Other creditors including taxation	15	136,273	117,229
		214,112	179,839
Accruals and deferred income		1,228	2,051
Total liabilities		345,460	297,722

The above liabilities comprise of the liabilities of the Syndicates participated upon and the Company's own liabilities. Note 16 provide an analysis of the Company's own liabilities.

The financial statements on pages 350 to 373 were approved by the Board of GIC Re, India, Corporate Member Limited on 15th May 2020 and signed on its behalf by:

Ramaswamy Narayanan

Director

Registered Number: 07792458

The notes on pages 355 to 373 form part of these annual accounts.

Statement of Changes in Equity Year ended 31 December 2019

Particulars	Called up Share Capital £000	Profit and loss account £000	Total equity £000
At 1 January 2018	-	24	24
Profit for the year	-	1,040	1,040
Total comprehensive income for the period	-	1,040	1,040
As at 31 December 2018	-	1,064	1,064
Loss for the year	-	(132)	(132)
Total comprehensive income for the period	-	932	932
As at 31 December 2019	-	932	932

Statement of Cash Flows

Particulars	Note	2019 £000	2018 £000
Cash flow from operating activities			
(Loss)/profit before taxation		(159)	1,252
Movement in creditors		48,096	155,276
Movement in debtors		(31,798)	(145,871)
Tax paid		(201)	-
Net cash generated from operating activities		15,938	10,657
Cash flow from investing activities			
Net (outflow)/inflow from purchases and sales of investments	18	(11,712)	(8,285)
Net cash outflow from investing activities		(11,712)	(8,285)
Net increase/(decrease) in cash and cash equivalents		4,226	2,372
Cash and cash equivalents at the beginning of the year		3,356	984
Cash and cash equivalents at the end of the year		7,582	3,356

Notes to the Annual Accounts

(1) General Information

GIC Re, India, Corporate Member Limited ("the Company") is a limited company incorporated in the United Kingdom. The address of its registered office is 40 Lime Street, 3rd Floor, London, EC3M 7AW. The nature of the Company's operations and its principal activities are set out in the Strategic report on page 342.

These financial statements have been presented in GBP as this is the Company's functional currency, being the primary economic environment in which the Company operates.

(2) Basis of Preparation

The financial statements have been prepared in accordance with applicable United Kingdom accounting standards, including Financial Reporting Standard 102 – 'The Financial Reporting Standard applicable in the UK and Republic of Ireland' ('FRS 102'), Financial Reporting Standard 103 – 'Insurance Contracts' ('FRS 103') and with the Companies Act 2006. The financial statements have been prepared on the historical cost basis except for financial assets that are measured at fair value.

The Company's functional currency is GBP.

The Directors, based on their assessment of the Company's financial position and after making appropriate enquiries, reasonably expect that the Company has adequate resources to continue in operational existence for the foreseeable future. The Directors have considered the impact of Coronavirus (Covid-19) and believe that, due to participating on multiple syndicates and thus diversifying their risk, it will not impact on the Company's ability to continue as a going concern. For this reason and these annual accounts are prepared on a going concern basis.

(3) Basis of Accounting for Underwriting Activities

The Company underwrites insurance business on an underwriting year basis through its participation on Lloyd's Syndicate 6133, Syndicate 6118, Syndicate 1955, Syndicate 6126, Syndicate 2014, Syndicate 1492, Syndicate 1884 and Syndicate 1947 (the Syndicates) under agency agreements with the Syndicates; each underwriting year is a separate annual venture. Agency agreements grant underwriting control to the Managing Agent of the Syndicates, and the Company has no access to funds controlled by the Syndicates. The Syndicates release funds to the Company from the Syndicate Premium Trust Funds when underwriting years close (normally after three calendar years). The Managing Agent assesses the result and net assets for each underwriting year based on the insurance policies incepting in that year for the membership of that year. The Syndicates may also release funds early on open underwriting years if the Managing Agent can determine the ultimate profitability of the year with enough accuracy (generally at the end of two calendar years).

The Company reports its share of Syndicate underwriting transactions, investment return, and operating expenses in its profit and loss account, and its share of the Syndicate assets and liabilities on its balance sheet. The Directors calculate these shares based on the Company's participation in the Syndicates as a percentage of the each Syndicate's total insurance capacity.

The Syndicates hold assets subject to trust deeds for the benefit of the Company's insurance creditors.

(4) Accounting Policies

The Directors consistently applied the material accounting policies below in preparing these annual accounts.

(a) Gross Premiums Written

Gross premiums written consist of the Company's share of premiums on insurance contracts that each Syndicate bound during the year, together with any adjustments arising in the year to such premiums receivable in respect of

business written in prior years. The Company shows premiums gross of commissions payable to intermediaries and excludes taxes and fees levied on them.

(b) Outward Reinsurance Premiums

Outward reinsurance premiums consist of (a) the Company's share of Syndicate reinsurance premiums on the outward reinsurance contract bound during the period and (b) the Company's reinsurance premiums on the outward reinsurance contracts that it has with its Parent reinsurer to proportionally reinsure all of its underwriting business from the Syndicates. Reinsurance transactions do not relieve the Company of its primary obligations to its policyholders.

The Company offsets actual or estimated assets and liabilities under the outward reinsurance contract with its Parent reinsurer that proportionately reinsures all of its underwriting business from the Syndicates into single net balances, because they do not represent separate assets and liabilities.

(c) Provision for Unearned Premiums

Unearned premiums represent the proportion of premiums written in the year that relate to the unexpired terms of policies in force at the Balance Sheet date, calculated on the basis of established earnings patterns or time apportionment as appropriate.

(d) Provision for Unexpired Risks

At the balance sheet date, the Company makes a provision for unexpired risks where the value of claims and administrative expenses expected to arise after the balance sheet date from the insurance contracts entered into before the balance sheet date exceeds the provision for unearned premiums, the amount of premiums receivable under those contracts, after the deduction of any deferred acquisition costs.

No provision for unexpired risks was recorded in 2018 or 2019.

(e) Closed Years of Account

At the end of the third calendar year that an underwriting year is open, the year normally closes by way of reinsurance into the following open underwriting year. The Managing Agents determine the amount of the reinsurance to close premium payable, generally by estimating the cost of claims notified but not settled at 31 December, together with the estimated cost of claims incurred but not reported at that date, and an estimate of future claims handling expenses. The open underwriting year into which the closed underwriting year is reinsured bares the risk of any subsequent variation in the ultimate liabilities of the closed year.

The payment of a reinsurance to close premium does not relieve the closed year from its primary obligations for outstanding claims. If the reinsuring syndicate is unable to meet its obligations and the other elements of Lloyd's chain of security failed, then the closed underwriting year would have to settle the outstanding claims. The Directors consider the likelihood of such a reinsurance to close failure to be remote and therefore deem reinsurance to close as settlement of the liabilities outstanding at the closure of an underwriting year. The Company includes its share of the reinsurance to close premiums payable in its technical provisions at the balance sheet date, and the Company makes no further provision for any potential risk of variation in the ultimate liability of closed years.

(f) Run - Off Years of Account

If an underwriting year is not closed at the end of the third calendar year that it is open (a "run-off" year), the Company makes a provision for the estimated cost of all known and unknown outstanding liabilities of that year.

The Managing Agent first determines the provision on a similar basis to the reinsurance to close. The Company, however, determines any subsequent variation in the ultimate liabilities for that year. Therefore, the Company will continue to report movements in its results from any run-off year after the third calendar year until it secures reinsurance to close.

The Company had no run-off years at 31 December 2018 or 2019.

(g) *Claims Incurred, Net of Reinsurance*

Gross claims incurred consist of the estimated cost of settling all claims occurring during the period, whether reported or not, including related claims handling expenses. The Company anticipates subrogation recoveries when it sets provisions for reported claims. The Company accounts for reinsurance recoveries when it incurs the related losses.

The provision for claims outstanding includes the estimated cost of claims incurred but not reported ('IBNR') at the balance sheet date. A variety of estimation techniques are used generally based upon statistical analyses of historical experience and includes adjustments for catastrophes and other significant events, changes in historical trends, economic and social conditions, judicial decisions, and legislation, as necessary. In evaluating the provision, the Directors use the findings of the Syndicate actuaries, which include an associated third party claims administrator's loss estimates for large catastrophes.

Large claims impacting each relevant business class are generally assessed separately, being measured on a case by case basis or projected separately in order to allow for the possible distorting effect of the development and incidence of these large claims.

Due to the Syndicates' limited history and small population of insured and reinsured claims, the provision for claims outstanding is subject to significant variability. While the Directors believe that the recorded provision for gross claims and reinsurance recoveries is adequate, establishing this liability is a judgmental and inherently uncertain process. Therefore, it is possible that actual losses may not conform to the assumptions that have been used in determining the amount of this provision. Accordingly, the ultimate provision may be significantly greater or less than the outstanding amount held at the balance sheet date. The Company recognises adjustments to the provision for claims outstanding in the profit and loss account when known. Due to its inherent nature Claims IBNR may not be apparent to the insurer until many years after the event giving rise to the claim has happened. Classes of business where the IBNR proportion of the total reserve is high will typically display greater variations between initial estimates and final outcomes because of the greater degree of difficulty of estimating these reserves. Classes of business where claims are typically reported relatively quickly after the claim event tend to display lower levels of volatility.

The Directors base the reinsurers' share of the provision for claims outstanding on the provisions for reported claims and IBNR, net of estimated irrecoverable amounts from potential reinsurer insolvencies based on the type of balance and security ratings of the involved reinsurers.

(h) *Acquisition Costs, Net of Reinsurance*

Acquisition costs consist of the Company's share of Syndicate related coverholder and ceding commissions (on inward reinsurance acceptances) primarily related to the production of new and renewal business. The Company defers acquisition costs to the extent that they are attributable to unearned premiums at the balance sheet date and expenses them as it earns the underlying insurance contract premiums. The Company includes acquisition costs in net operating expenses. The Company defers recoveries of acquisition costs (ceding commissions) from outward reinsurers and includes them in accruals and deferred revenue. The Company earns ceding commissions as it expenses underlying reinsurance contract premiums and includes them in net operating expenses under reinsurance

commissions and profit participation.

(i) Investments

Investments consist of the Company's share of the Syndicates' shares and other variable yield securities and debt securities and other fixed-income securities. The Company carries investments at current or market value.

(j) Investment Return

Investment return primarily consists of income from the Company's share of the Syndicates' investments, gains and losses on the realisation of investments, and movements in unrealised gains and losses on investments, net of investment management expenses. Income from investments consists of interest, which the Company recognises when earned. The Company bases realised gains and losses on investments on the difference between the sale proceeds and the cost of the investment. Movements in unrealised gains and losses on investments represent the difference between the carrying value of investments at the balance sheet date and the purchase price of investments in earlier accounting periods, after considering investment disposals. Investment management expenses consist of investment custodian and management fees.

The Company first records its investment return in the non-technical account. The Company then transfers this return to the general business technical account to reflect the investment return on funds supporting the Syndicates' underwriting business; no funds outside of those in the Syndicate support the Company's underwriting business.

(k) Net Operating Expenses

The Company recognises operating expenses when incurred. Operating expenses include acquisition costs and the change in deferred acquisition costs, administrative expenses, and reinsurance commissions and profit participation. Administrative expenses consist of:

- i. the Company's share of Syndicate operating costs,
- ii. Managing Agent fees and profit commissions,
- iii. Lloyd's membership costs, and
- iv. the reimbursement of administrative expenses from the Parent reinsurer that proportionately reinsures all of the Company's underwriting business from the Syndicate.

The Company also includes its share of the Syndicates' brokerage sharing from reinsurance brokers that place reinsurance coverage for the Syndicate in administrative expenses. The Company recognises brokerage sharing as revenue when brokers place the reinsurance coverage.

Reinsurance commissions and profit participation consist of (a) the Company's share of the Syndicates' ceding and contingent profit commissions from outward reinsurers and (b) the recovery of acquisition costs from the Parent reinsurer that proportionately reinsures all of the Company's underwriting business from the Syndicate.

(l) Current Taxation

The Company makes a provision for current U.K. taxes based on its taxable result for the period after considering permanent and timing differences between the treatment of certain items for book and tax. The Company also makes a provision for current U.S. federal tax where due based on U.S. taxable income for the period.

(m) Deferred Taxation

The Company makes a full provision for deferred taxation on timing differences that result in an obligation at the

balance sheet date to pay more tax, or a right to pay less tax, at a future date, at rates expected to apply when these items reverse based on current tax rates and law. Timing differences arise from the inclusion of items of income and expenditure in taxation computations in periods different from those in which they are included in the annual accounts. The Company recognises deferred tax assets to the extent that it is probable that they will be recovered. The Company does not discount deferred tax assets and liabilities.

(n) Foreign Currency Translation

The Company's functional and reporting currency is GBP. The Company measures foreign currency monetary assets and liabilities at the closing exchange rate in effect at the balance sheet date. Non-monetary assets and liabilities at the balance sheet date are maintained at the rate of exchange ruling when the contract was entered into except for non-monetary assets and liabilities arising out of insurance contracts which are treated as monetary items in accordance with FRS 103 Insurance Contracts ("FRS 103"). Foreign currency revenues and expenses are measured at the historical exchange rates in effect at the time of the related transactions.

(o) Critical accounting judgements and key sources of estimation uncertainty

In applying the Company's accounting policies, the Directors are required to make judgements, estimates and assumptions in determining the carrying amounts of assets and liabilities. The Directors' judgements, estimates and assumptions are based on the best and most reliable evidence available at the time when the decisions are made, and are based on historical experience and other factors that are considered to be applicable. Due to the inherent subjectivity involved in making such judgements, estimates and assumptions, the actual results and outcomes may differ. The estimates and underlying assumptions are reviewed on an on-going basis.

Revisions to accounting estimates are recognised in the period in which the estimate is revised, if the revision affects only that period, or in the period of the revision and future periods, if the revision affects both current and future periods.

The management and control of each Syndicate the Company participates in is carried out by the managing agent of that Syndicate, and the Company looks to the managing agent to implement appropriate policies, procedures and internal controls to manage each Syndicate. The critical accounting judgements and key sources of estimation uncertainty set out below therefore relate to those made by the Directors in respect of the Company only, and do not include estimates and judgements made in respect of the Syndicates.

The critical judgements that the Directors have made in the process of applying the Company's accounting policies and that have the most significant effect on the amounts recognised in the statutory financial statements are discussed below.

Assessing indicators of impairment

In assessing whether there have been any indicators of impairment assets, the Syndicates have considered both external and internal sources of information such as market conditions, counterparty credit ratings and experience of recoverability. There have been no indicators of impairments identified during the current financial year.

Key sources of estimation uncertainty

The key assumptions concerning the future, and other key sources of estimation uncertainty, that have a significant risk of causing a material adjustment to the carrying amounts of assets and liabilities within the next financial year are discussed below.

Recoverability of receivables

The Company establishes a provision for receivables that are estimated not to be recoverable. When assessing recoverability the Directors consider factors such as the aging of the receivables, past experience of recoverability, and the credit profile of individual or groups of customers. No provisions have been recognised at the year end.

(5) Management of Financial Risk

The Company is exposed to the following financial risks in the course of its operating and financing activities:

- Credit risk
- Liquidity risk; and
- Foreign exchange risk

The management and control of each Syndicate is carried out by the managing agent of that Syndicate, and the Company looks to the managing agent to implement appropriate policies, procedures and internal controls to manage each Syndicate, including those in respect of financial risk management. The following qualitative risk management disclosures made by the Directors relate to the corporate activity only. The quantitative disclosures are made in respect of both the Corporate and the Syndicates.

Credit risks

Credit risk is the risk that counterparty to the Company's financial instruments will cause a loss to the Company through failure to perform its obligations. The key areas of Exposure to credit risk for the Company result through its reinsurance programme, investments and bank deposits.

The risk of default by the Parent Reinsurer is mitigated by a £24.2m letter of credit and funds of £129.6m provided by the Parent to Lloyd's (Funds at Lloyd's) to collateralise its reinsurance obligations to the Company.

The Company manages credit risk at the Corporate level by ensuring that investments and cash and cash equivalent deposits are placed only with highly rated credit institutions. The carrying amount of the Company's financial assets represents the Company's maximum exposure to credit risk.

The tables below show the credit quality of financial assets that are neither past due or impaired.

	2019 Syndicate participation £000						Total
	AAA	AA	A	BBB	BBB or lower	Not rated	
Shares and other variable yield securities and unit trusts	7,026	9	1,404	-	-	331	8,770
Debt securities	2,990	3,296	4,306	353	-	-	10,945
Participation in investment pools	990	216	188	129	-	1	1,524
Deposits with credit institutions	-	-	733	-	-	-	733
Overseas deposits as investments	1,667	359	299	171	167	484	3,147

	2019 Syndicate participation £000						
	AAA	AA	A	BBB	BBB or lower	Not rated	Total
Other investments	-	-	1,149	-	-	-	1,149
Reinsurers share of claims outstanding	4	2,092	97,530	25	8	1,820	101,479
Reinsurance debtors	-	(80)	40,901	-	-	595	41,416
Cash at bank and in hand	1,585	-	5,997	-	-	-	7,582
Total	14,262	5,892	152,507	678	175	3,231	176,745

	2018 Syndicate participation £000						
	AAA	AA	A	BBB	BBB or lower	Not rated	Total
Shares and other variable yield securities and unit trusts	2,613	-	1,189	-	-	18	3,820
Debt securities	2,708	1,949	3,941	262	-	-	8,859
Deposits with credit institutions	-	-	594	-	-	-	594
Overseas deposits as investments	1,058	250	142	100	78	249	1,877
Reinsurers share of claims outstanding	-	694	83,915	10	-	2,171	86,790
Reinsurance debtors	-	-	50,667	-	-	268	50,935
Cash at bank and in hand	-	2,747	609	-	-	-	3,356
Total	6,379	5,640	141,057	372	78	2,706	156,232

The tables below show the ageing and impairment of financial assets by class on instruments.

	2019 Syndicate participation £000						
	Neither duenor impaired	Up to three months	Three to six months	Six Months to one year	Greater than one year	Financial assets that have been impaired	Total
Shares and other variable yield securities and unit trusts	8,770	-	-	-	-	-	8,770
Debt securities	10,945	-	-	-	-	-	10,945
Participation in investment pools	1,524	-	-	-	-	-	1,524
Deposits with credit institutions	733	-	-	-	-	-	733
Overseas deposits as investments	3,147	-	-	-	-	-	3,147
Other investments	1,149	-	-	-	-	-	1,149
Reinsurer share of claims outstanding	101,480	-	-	-	-	-	101,480
Reinsurance debtors	41,284	39	33	28	32	-	41,416
Cash at bank and in hand	7,582	-	-	-	-	-	7,582
Insurance debtors	6,639	1,411	1,323	704	184	-	10,261
Other debtors	(272)	313	337	370	2	-	750
Total	182,981	1,763	1,693	1,102	218	-	187,757

	2018 Syndicate participation £000						
	Neither duenor impaired	Up to three months	Three to six months	Six Months to one year	Greater than one year	Financial assets that have been impaired	Total
Shares and other variable yield securities and unit trusts	3,820	-	-	-	-	-	3,820
Debt securities	8,859	-	-	-	-	-	8,859
Deposits with credit institutions	594	-	-	-	-	-	594
Overseas deposits as investments	1,877	-	-	-	-	-	1,877

	2018 Syndicate participation £000						
	Neither duenor impaired	Up to three months	Three to six months	Six Months to one year	Greater than one year	Financial assets that have been impaired	Total
Reinsurer share of claims outstanding	86,790	-	-	-	-	-	86,790
Reinsurance debtors	50,593	-	342	-	-	-	50,935
Cash at bank and in hand	3,356	-	-	-	-	-	3,356
Insurance debtors	4,310	532	274	118	58	-	5,292
Other debtors	(4,723)	4,814	943	35	20	-	1,089
Total	155,476	5,346	1,559	153	78	-	162,612

At the Corporate level the Company is not exposed to significant credit risk. Consequently a sensitivity analysis for credit risk has not been presented for the Corporate.

Liquidity risk

Liquidity risk is the risk that an entity will encounter difficulty in meeting obligations associated with financial instruments. At the Corporate level the Company manages liquidity by continuously monitoring forecast and actual cash flows.

The following tables detail the Company's remaining contractual maturity for its financial liabilities. The tables have been drawn up based on the undiscounted cash flows of financial liabilities based on the earliest date of which the Company can be required to pay.

	2019 Syndicate participation £000					
	No stated maturity	Less than 1 year	1 to 3 years	3 to 5 years	Greater than 5 years	Total
Derivatives	-	-	-	-	-	-
Deposits received from reinsurers	-	-	-	-	-	-
Claims outstanding	-	40,430	38,394	12,908	9,747	101,479
Creditors	-	135,281	992	-	-	136,273
Other	-	-	-	-	-	-
Total	-	175,711	39,386	12,908	9,747	237,752

	2018 Syndicate participation £000					
	No stated maturity	Less than 1 year	1 to 3 years	3 to 5 years	Greater than 5 years	Total
Derivatives	-	-	-	-	-	-
Deposits received from reinsurers	-	-	-	-	-	-
Claims outstanding	-	25,992	33,515	15,745	11,538	86,790
Creditors	(89)	117,318	-	-	-	117,229
Other	-	-	-	-	-	-
Total	(89)	143,310	33,515	15,745	11,538	204,019

At the Corporate level the Company is not exposed to significant liquidity risk. Consequently a maturity profile has not been presented for the Corporate.

Interest rate risk

Interest rate risk is the risk that the fair value of future cash flows of financial instruments will fluctuate because of changes in market interest rates.

The Company is exposed to the risk of interest rate fluctuations in respect of cash and cash equivalents.

The table below shows the impact of changes in interest rates on the profit or loss for the period and on the equity of the Company.

	2019 £000	2018 £000
Impact of 50 basis points increase/(decrease) on result	-	-
Impact of 50 basis points increase/(decrease) on net assets	-	-

The impact of interest rates on the Company's share of the Syndicate results is nil as the Parent Reinsurer' proportionately reinsures 100% of all of the Company's underwriting business from the Syndicates.

At the Company level the Company is not exposed to significant cash flow interest, consequently a sensitivity analysis for interest rate risk has not been presented for the Corporate.

Currency risk

The Company holds both assets and liabilities denominated in currencies other than Sterling, its functional currency. It is therefore exposed to currency risk as the value of the foreign currency assets and liabilities will fluctuate in line with changes in foreign exchange rates.

At the Corporate level the Company manages currency risk by ensuring that exchange rate exposures are managed within the approved policy parameters.

The Company has delegated sole management and control of its underwriting through each Syndicate to the managing agent of the Syndicate and it has further undertaken not to interfere with the exercise of such management and control. The managing agents of the Syndicates are therefore responsible for determining the insurance transactions to be recognised. As such, disclosures in respect of the assumptions and judgements made, and the objectives, policies and processes for managing currency risk arising from assets and liabilities are only presented for the Corporate in these financial statements.

(6) Segment Reporting

The tables below detail the Company's underwriting results before investment return by class of business.

	2019 £000					
	Gross premiums written	Gross premiums earned	Gross claims incurred	Net operating expenses	Reinsurance Balance	Total
Accident and health	221	134	(231)	-	90	(7)
Motor – third party liability	-	-	-	-	-	-
Motor - other classes	41	160	(186)	-	121	95
Marine, aviation and transport	1,451	1,883	(1,417)	(6)	(1,557)	(1,097)
Fire and other damage to property	11,552	11,679	(8,585)	(21)	(5,804)	(2,731)
Third party liability	9,257	10,282	(6,712)	(24)	(1,074)	2,472
Credit and surety ship	923	1,132	(583)	(2)	382	929
Legal expenses	-	-	-	-	-	-
Miscellaneous	101	91	(32)	-	(152)	(93)
Reinsurance	67,947	65,472	(49,237)	(97)	(15,856)	282
Total	91,493	90,833	(66,983)	(150)	(23,850)	(150)

	2018 £000					
	Gross premiums written	Gross premiums earned	Gross claims incurred	Net operating expenses	Reinsurance Balance	Total
Accident and health	100	641	(334)	(598)	293	2
Motor – third party liability	-	-	-	-	-	-
Motor - other classes	354	386	(236)	(143)	(8)	(1)
Marine, aviation and transport	2,386	2,836	(1,943)	(1,706)	818	5
Fire and other damage to property	28,307	20,185	(24,021)	(6,317)	10,305	152

	2018 £000					
	Gross premiums written	Gross premiums earned	Gross claims incurred	Net operating expenses	Reinsurance Balance	Total
Third party liability	10,011	8,593	(5,627)	(3,188)	206	(16)
Credit and surety ship	896	934	(256)	(339)	(347)	(8)
Legal expenses	-	-	-	-	-	-
Miscellaneous	-	-	-	-	-	-
Reinsurance	24,903	25,219	(22,321)	12,216	(15,323)	(209)
Total	66,957	58,794	(54,738)	(75)	(4,056)	(75)

Included in the reinsurance balance are reinsurance commissions and profit participation of £2,094k (2018: income of £1,601k). All insurance business is underwritten in the UK in the Lloyd's insurance market, which has been treated as one geographical segment for the purpose of Segmental Reporting.

(7) Investment Return

	2019 £000	2018 £000
Income from investments	686	495
Realised gains on investments	141	10
Unrealised gains/(loses)s on investments	299	(46)
<i>Investment expenses and charges</i>	(65)	(71)
Reinsurer share of investment return	(1,061)	(388)
	-	-

(8) Net Operating Expenses

	2019 £000	2018 £000
Acquisition costs	(14,695)	(12,539)
Change in deferred acquisition costs	(446)	1,940
Administrative expenses	(4,677)	(5,851)
Personal expenses	(1,304)	(1,484)
Reinsurance commissions and profit participations	20,972	17,859
Total	(150)	(75)

Net operating expenses represent the Company's share of expenses incurred directly by the Syndicates, less the recovery of these expenses from the Parent Reinsurer that proportionately reinsures all of the Company's underwriting business from the Syndicates.

During the year the Company paid brokerage fee of £150,000 (2018: £75,000) which is paid from the over-rider provided by the Parent Reinsurer.

(9) Profit on Ordinary Activities before Tax

This table details the charges (credits) to profit on ordinary activities before taxation in the non-technical account under other income and charges.

	2019 £000	2018 £000
Professional fees	(129)	(71)
Foreign exchange (loss)/gain	(27)	18
Investment income	1,817	1,120
Unrealised loss on investments	(2,870)	(240)
Other expenses	(150)	(75)
Reinsurer reimbursements of member expenses	1,200	500
	(159)	1,252

Agreed fees for the audit of these annual accounts are £7,056 (2018: £5,880). The total balance payable (including fees accrued but not yet due) to the Company's auditor at 31 December 2019 was £7,056 (2018: £5,880).

(10) Tax on Profit on Ordinary Activities

(a) Analysis of Tax Charge During the Period

This table summarises the tax charge/(credit) on the Company's profit on ordinary activities during the period.

	2019 £000	2018 £000
Current tax:		
UK corporation tax	-	225
Foreign tax	-	(24)
Total current tax	-	201
Deferred tax: (Note 17)	27	11
Tax on profit on ordinary activities	27	212

(b) Factors Affecting the Tax for the Period

This table summarises why the current tax charge/(credit) for the period is different than the tax from applying the main U.K. corporation tax rate to the Company's profit on ordinary activities.

	2019 £000	2018 £000
Profit / (loss) on ordinary activities before tax	(159)	1,252
Effects of:		
Corporation tax in the UK of 19% (2018: 19%)	30	238
Effect of change in tax rates	(3)	(2)
Double tax relief	-	(24)
Total charge for the year	27	212

(c) Factors Affecting Tax Charges in Future Years

The UK corporation tax rate for the year ended 31 December 2019 was 19% (2018: 19%). The UK Budget 2020 announced that the corporation tax rate was to be held at 19% rather than reduced to 17% with effect from 1 April 2020 as previously enacted. This provision was substantially enacted on 17 March 2020, after the end of the accounting period, and so deferred tax closing balances have been calculated at 17%.

(11) Directors' Compensation and Staffing

The Directors did not receive any compensation for their services during 2019 (2018: £Nil).

The Company has no employees.

(12) Other Financial Investments

	2019 £000		2018 £000	
	Marketvalue	Cost	Marketvalue	Cost
Shares and other variable yield securities	8,770	8,770	3,820	3,820
Debt securities and other fixed income securities	11,744	11,599	8,859	8,950
Participation in investment pools	1,524	1,509	-	-
Other loans	350	350	-	-
Deposits with credit institutions	733	733	594	594
Total	23,121	22,961	13,273	13,364

All shares and other variable yield securities are listed.

The investments held at 31 December 2019 are carried at fair value through profit and loss and have been categorised between the three levels of the fair value hierarchy that reflects the observability and significance of inputs used when establishing the fair value.

Level 1

Inputs to Level 1 fair values are quoted prices in active markets for identical assets. An active market is one in which transactions for the asset occurs with sufficient frequency and volume to provide pricing information on an on-going basis. Examples are listed debt securities in active markets or listed equities in active markets or listed deposits held with credit institutions in active markets.

Level 2

Inputs to Level 2 fair values are inputs other than quoted prices included within Level 1 that are observable for the asset, either directly (i.e. as prices) or indirectly (i.e. derived from prices) and fair value is determined through the use of models or other valuation methodologies. Level 2 inputs include quoted prices for similar (i.e. not identical) assets in active markets, quoted prices for identical or similar assets in markets that are not active or in which little information is released publicly, unlisted deposits held with credit institutions in active markets, low volatility hedge funds where tradable net asset values are published.

Level 3

Inputs to Level 3 fair values are inputs that are unobservable for the asset. Unobservable inputs have been used to measure fair value where observable inputs are not available, allowing for situations where there is little or no market activity. Unobservable inputs reflect assumptions that the Society considers that market participants would use in pricing the asset and have been based on a combination of independent third party evidence and internally developed models.

The table below sets out the Company's financial investments held at fair value through profit and loss by level of hierarchy.

2019 Fair value hierarchy	Level 1 2019 £000	Level 2 2019 £000	Level 2019 £000	Held at Amortised Cost 2019 £000	Total 2019 £000
Shares and other variable yield securities	8,770	-	-	-	8,770
Debt securities and other fixed income securities	11,744	-	-	-	11,744
Participation in investment pools	1,524	-	-	-	1,524
Other loans	350	-	-	-	350
Overseas deposits	733	-	-	-	733
	23,121	-	-	-	23,121

2018 Fair value hierarchy	Level 1 2018 £000	Level 2 2018 £000	Level 2018 £000	Held at Amortised Cost 2018 £000	Total 2018 £000
<i>Shares and other variable yield securities</i>	3,820	-	-	-	3,820
<i>Debt securities and other fixed income securities</i>	8,859	-	-	-	8,859
<i>Overseas deposits</i>	594	-	-	-	594
	13,273	-	-	-	13,273

(13) Capital and Reserves

The Company had one authorised, issued, and fully paid up ordinary share with a nominal value of £1 at the balance sheet date. At 31 December 2019 this share was issued and paid.

This table reconciles the movement in the profit and loss account during the period.

	2019 £000	2018 £000
Profit and loss account at beginning of year	1,064	24
(Loss)/profit for the financial year	(132)	1,040
Profit and loss account at end of year	932	1,064

(14) Technical Provisions and reinsurance share of Deferred Acquisition Costs

	2019 £000	
	Provision for unearned premiums	Claims outstanding
Gross technical provisions:		
At 1 January 2019	27,978	86,790
Foreign exchange differences	(930)	(12,806)
Movement in provision	660	27,496
At 31 December 2019	27,708	101,480
Reinsurers' share of technical provisions:		
At 1 January 2019	(22,548)	(86,790)
Foreign exchange differences	552	12,806
Movement in provision	(660)	(27,496)
At 31 December 2019 (i)	(22,656)	(101,480)
Deferred acquisition costs:		
At 1 January 2018	(5,430)	-
Foreign exchange differences	378	-
At 31 December 2019	(5,052)	-
Total	-	-

- (i) The reinsurance share of the deferred acquisition costs is included within the reinsurance share of technical provisions of unearned premium.

This table summarizes the gross and reinsurers' share of claims outstanding by category.

		2019 £000	
	Gross	Reinsurers' share	Net
Claims notified	36,848	36,848	-
Claims IBNR	64,397	64,397	-
Total	101,245	101,245	-

(15) Other Creditors

	2019 £000	2018 £000
US federal excise taxes and other taxes payable	32	-
Amounts owed to associated and group companies	130,559	113,724
Amounts recoverable from Syndicate	812	-
Amounts owed to others	4,870	3,505
Total	136,273	117,229

The amount of £130,559k is due to the Company's Parent Company which has been used to provide Funds at Lloyd's ("FAL") (Note 19). These funds are not readily accessible and repayment of this liability will not be possible until the FAL is released. Therefore this liability is not readily repayable within a year.

(16) Corporate assets and liabilities

The majority of the assets and liabilities shown in the balance sheet arise from the Company's share of the assets and liabilities of the Syndicates on which it participates.

The following table shows the assets and liabilities that relate to the Company itself:

	2019 £'000	2018 £'000
Assets		
Reinsurers' share of technical provisions:		
<i>Provision for unearned premiums</i>	18,029	17,155
<i>Claims outstanding</i>	75,535	64,533
Debtors arising out of reinsurance operations	45	345
Cash at bank and in hand	2,000	949
Deferred tax asset	27	-
Total assets	95,636	82,982

	2019 £'000	2018 £'000
Liabilities		
<i>Creditors arising out of reinsurance operations</i>	70,375	54,829
<i>Amounts owed to associated and group companies</i>	130,559	106,724
<i>Corporation tax</i>	7	200
<i>Other creditors</i>	148	148
Accruals and deferred income	25	24
Total liabilities	201,114	161,925

(17) Deferred tax asset

The asset recognised for deferred tax in the financial statements is as follows:

	2019 £'000	2018 £'000
Asset recognised in the balance sheet		
Opening balance at the start of the year	-	11
(Charge)/credit for the year	27	(11)
Total deferred tax asset	27	-

The deferred tax asset is recognised in respect of tax losses carried forward as the directors are of the opinion, based on all available evidence, that it can be regarded as more likely than not that there will be suitable taxable profits from which the future reversal of underlying timing differences can be deducted.

The deferred tax asset has been calculated at a rate of 17% being the corporation tax rate that has been enacted before the end of the accounting period.

(18) Net Portfolio Investment

2019 Movement in net portfolio investment	At 1 January 2019 £000	Change in Market Value £000	Cash Flow £000	At 31 December 2019 £000
Shares and other variable yield securities	3,820	-	4,950	8,770
Debt securities and other fixed income securities	8,859	-	2,885	11,744
Overseas deposits	1,877	-	1,270	3,147
Participation in investment pools	-	-	1,524	1,524
Other	-	-	1,083	1,083
	14,556	-	11,712	26,268

2018 Movement in net portfolio investment	At 1 January 2018 £000	Change in Market Value £000	Cash Cash £000	At 31 December 2018 £000
Shares and other variable yield securities	2,241	-	1,579	3,820
Debt securities and other fixed income securities	3,428	-	5,431	8,859
Overseas deposits	602	-	1,275	1,877
Participation in investment pools	-	-	-	-
Other	-	-	-	-
	6,271	-	8,285	14,556

(19) Funds at Lloyd's

The Company's Parent company proportionately reinsures all of the Company's underwriting results from the Syndicate and provided a £24.2million (2018: £24.2 million) letter of credit to Lloyd's to collateralise its reinsurance obligations to the Company. During the year the Parent company contributed £30.8 million (2018: £98.1 million) towards the Funds at Lloyd's, in the form of cash, included under creditors on the Company balance sheet.

(20) Immediate and Ultimate Parent

The Company's immediate and also its ultimate parent is the General Insurance Corporation of India, a company registered in India. The ultimate controlling party is the Government of India. Copies of the group's consolidated financial statements can be obtained at www.gicofindia.com.

(21) Related Parties

The Parent Company, General Insurance Corporation of India (wholly owned by the Government of India), proportionally reinsures all of the Company's Underwriting results arising from the Syndicates. The company is not required to disclose related party transactions as they are with companies that are wholly owned within the group.

(22) Contingent Liabilities***Legal Proceedings***

The Syndicates and wider group are regularly involved in various legal proceedings in the ordinary course of their insurance business. The Directors believe the outcome of these proceedings will not have a material adverse effect on the Company's financial position or future profitability.

(23) Subsequent Events

In March 2020, the World Health Organisation declared Coronavirus (Covid-19) to be a global pandemic. The full extent of the impact is not yet known, however as the Company participates on multiple syndicates the potential impact is mitigated due to the diverse spread of risks underwritten in them.

GENERAL INSURANCE CORPORATION OF INDIA

(A Government of India Company)

Regd. Office: 'Suraksha', 170, J. Tata Road, Churchgate, Mumbai

Tel: +91-22-2286 7000 **Fax:** +91-22-2288 4010 **Website:** www.gicofindia.com

CIN: L67200MH1972GOI016133 **IRDAI REG. NO.:** 112

NOTICE

NOTICE is hereby given that the **48th ANNUAL GENERAL MEETING (AGM)** of the members of **GENERAL INSURANCE CORPORATION OF INDIA (the Corporation)** will be held on Wednesday, the 23rd December 2020 at 03.00 p.m. (IST) through Video Conferencing (VC)/Other Audio Visual Means (OAVM) to transact the following business:

ORDINARY BUSINESS

1. To receive, consider and adopt the Audited Financial Statements of the Corporation for the financial year ended 31st March 2020, the Consolidated Financial Statements for the said financial year and the reports of the Board of Directors and the Auditors thereon.
2. To authorize the Board of Directors to fix the remuneration of the Joint Statutory Auditors appointed by the Comptroller and Auditor General of India (C & AG) for the financial year 2020-21.

SPECIAL BUSINESS

3. **Appointment of Shri Devesh Srivastava (DIN: 08646006) as Chairman and Managing Director of the Corporation.**

To consider and if thought fit, to pass with or without modification(s), the following Resolution as an Ordinary Resolution:

"RESOLVED THAT pursuant to Section 196, 203 and other applicable provisions, if any, of the Companies Act, 2013 read with Companies (Appointment and Remuneration of Managerial Personnel) Rules, 2014 (including any statutory modification(s) or re-enactment thereof for the time being in force), relevant applicable regulation(s) of the SEBI (Listing Obligations & Disclosure Requirements) Regulations, 2015, Corporate Governance Guidelines for Insurers in India, 2016 issued by IRDAI and provisions of Article 84 of Memorandum and Articles of Association, the appointment of Shri Devesh Srivastava, (DIN: 08646006) General Manager as Chairman and Managing Director of the Corporation, w.e.f. the date of Government of India notification i.e. 17th December 2019 till the date of his superannuation i.e. 30th September 2023, or until further orders, whichever is the earlier, be and is hereby noted ."

4. **Appointment of Ms. Dakshita Das (DIN: 07662681) as Government Nominee Director of the Corporation.**

To consider and if thought fit, to pass with or without modification(s), the following Resolution as an Ordinary Resolution:

"RESOLVED THAT pursuant to Section 161(3) and other applicable provisions, if any, of the Companies Act, 2013, relevant applicable regulation(s) of the SEBI (Listing Obligations & Disclosure Requirements) Regulations, 2015, Corporate Governance Guidelines for Insurers in India, 2016 issued by IRDAI and provisions of Article 76 of Memorandum and Articles of Association, the appointment of Ms. Dakshita Das (DIN: 07662681), Additional Secretary, Department of Financial Services, Ministry of Finance as Government Nominee Director on the Board of the Corporation w.e.f. the date of Government of India notification i.e. 17th January 2020 and until further orders be and is hereby noted."

5. **Appointment of Ms. A. Manimekhalai (DIN: 08411575) as an Independent Director of the Corporation.**

To consider and if thought fit, to pass with or without modification(s), the following Resolution as an Ordinary Resolution:

"RESOLVED THAT pursuant to Section 149 read with relevant rules and other applicable provisions, if any, of the Companies

Act, 2013, relevant applicable regulation(s) of the SEBI (Listing Obligations & Disclosure Requirements) Regulations, 2015, Corporate Governance Guidelines for Insurers in India, 2016 issued by IRDAI and provisions of Article 76 of Memorandum and Articles of Association, the appointment of Ms. A. Manimekhalai (DIN: 08411575), Executive Director, Canara Bank, Bengaluru as an Independent Director on the Board of the Corporation w.e.f. the date of Government of India notification i.e. 12th March 2020 and for a period of three years or till the date of her tenure as ED, Canara Bank or till the date of her superannuation or until further orders, whichever is earliest, be and is hereby noted."

6. Appointment of Shri Atanu Kumar Das (DIN: 07758968) as an Independent Director of the Corporation.

To consider and if thought fit, to pass with or without modification(s), the following Resolution as an Ordinary Resolution:

"RESOLVED THAT pursuant to Section 149 read with relevant rules and other applicable provisions, if any, of the Companies Act, 2013, relevant applicable regulation(s) of the SEBI (Listing Obligations & Disclosure Requirements) Regulations, 2015, Corporate Governance Guidelines for Insurers in India, 2016 issued by IRDAI and provisions of Article 76 of Memorandum and Articles of Association, the appointment of Shri Atanu Kumar Das (DIN: 07758968), MD & CEO, Bank of India as an Independent Director on the Board of the Corporation w.e.f. the date of Government of India notification i.e. 26th August 2020 and for a period of three years or till the date of his tenure as MD & CEO in Bank of India or till the date of his superannuation or until further orders, whichever is earliest, be and is hereby noted."

7. Appointment of Shri Deepak Prasad (DIN: 08976647) as General Manager and Director of the Corporation.

To consider and if thought fit, to pass with or without modification(s), the following Resolution as an Ordinary Resolution:

"RESOLVED THAT pursuant to Section 152, 196, 203 and other applicable provisions, if any, of the Companies Act, 2013 read with Companies (Appointment and Qualification of Directors) Rules 2014, Companies (Appointment and Remuneration of Managerial Personnel) Rules, 2014 (including any statutory modification(s) or re-enactment thereof for the time being in force), relevant applicable regulation(s) of the SEBI (Listing Obligations & Disclosure Requirements) Regulations, 2015, Corporate Governance Guidelines for Insurers in India, 2016 issued by IRDAI and provisions of Article 76(ii) of Memorandum and Articles of Association, the appointment of Shri Deepak Prasad (DIN: 08976647), General Manager as 'General Manager & Director' of the Corporation for a period of three years from the date of assumption of office as Director i.e. w.e.f. 25th November 2020, or up to the date of superannuation, or until further orders, whichever is the earliest, be and is hereby noted."

Date: Tuesday, 1st December 2020

Registered Office:

"Suraksha", 170, J. Tata Road,
Churchgate, Mumbai – 400 020
CIN: L67200MH1972GOI016133
Tel: +91 22 2286 7000
Email: investors.gic@gicofindia.com
Website: www.gicofindia.com

**By the Order of the Board of Directors
For General Insurance Corporation of India**

**Sd/-
(Suchita Gupta)
Company Secretary**

NOTES:-

1. In view of the massive outbreak of Covid-19 pandemic, the Ministry of Corporate Affairs ("MCA") has vide its General Circular numbers 14/2020, 17/2020, 20/2020 and Securities and Exchange Board of India ("SEBI") vide its Circular number SEBI/HO/CFD/CMD1/CIR/P/2020/79 (collectively referred to as "Circulars") permitted holding of the Annual General Meeting of companies through Video Conferencing or Other Audio Visual Means ("VC/OAVM"), without physical presence of the Members at a common venue.
2. In compliance with applicable provisions of the Companies Act, 2013 ("the Act") read with the Circulars and SEBI (Listing Obligations and Disclosure Requirements) Regulations, 2015 ("Listing Regulations"), the 48th Annual General Meeting of the Corporation is being conducted through VC/OAVM (hereinafter referred to as "AGM" or "e-AGM"). In accordance with the Secretarial Standard - 2 ("SS-2") on General Meeting issued by the Institute of Company Secretaries of India (ICSI) read with Guidance/Clarification dated April 15, 2020 issued by Institute of Company Secretaries of India ("ICSI"), the proceedings of the AGM shall be deemed to be conducted at the registered office of the Corporation which shall be the deemed venue of the e-AGM.
3. As per the provisions of Clause 3.A.II. of the General Circular No. 20/2020 dated May 05, 2020, the matters of Special Business as appearing at item nos. 3 to 7 of the accompanying Notice, are considered to be unavoidable by the Board and hence forming part of this Notice.
4. A statement pursuant to section 102(1) of the Act, relating to the Special Business to be transacted at the meeting, in respect of the item nos. 3 to 7 is annexed hereto and forms part of the Notice. Additional information pursuant to Regulations 26(4) & Regulation 36(3) of SEBI (LODR) Regulations, 2015 and SS-2 issued by the ICSI, in respect of Directors appointed is furnished as an annexure to the Notice.
5. Pursuant to Section 143(5) of the Act, the Auditors of a Government Company are to be appointed or re-appointed by the Comptroller and Auditor General of India (C&AG) and in terms of subsection (1) of Section 142 of the Act, their remuneration has to be fixed by the Corporation in the Annual General Meeting or in such manner as the Corporation in General Meeting may determine. Accordingly, the members are requested to authorize the Board of Directors of the Company to fix the remuneration of the Joint Statutory Auditors appointed by the Comptroller and Auditor General of India for the financial year 2020-21.
6. A Member entitled to attend and vote at the meeting is entitled to appoint proxy/proxies to attend and vote instead of himself/herself and such proxy/proxies need not be a Member of the Corporation. **Since this e-AGM is being held in accordance with the Circulars through VC/OAVM, physical attendance of Members has been dispensed with. Further, in accordance with the circulars, the facility for appointment of proxy/proxies by the Members will not be available for the e-AGM. Hence, the Proxy Form, Attendance Slip and Route Map are not annexed to this Notice.**
7. Institutional/Corporate Members (i.e. other than individuals, HUF, NRI etc.) intending to authorize representatives to attend e-AGM on its behalf, are requested to send a duly certified scanned copy (PDF/JPG Format) of its Board/governing body resolution/authority letter etc. with attested specimen signature of the duly authorized signatory(ies) electronically through their registered email address to the Scrutinizer at scrutinizer@snaco.net with a copy marked to evoting@nsdl.co.in.
8. The attendance of the Members attending the AGM through VC/OAVM will be counted for the purpose of reckoning the quorum under Section 103 of the Companies Act, 2013.
9. In compliance with the aforesaid circulars, Notice of the e-AGM along with the Annual Report for the financial year ended on 31st March 2020 is being sent only through electronic mode to those Members whose email addresses are registered

with the RTA/ Depositories. The Notice calling the e-AGM and the Annual Report has been uploaded on the website of the Corporation at www.gicofindia.com. The Notice can also be accessed from the websites of the Stock Exchanges i.e. BSE Limited and National Stock Exchange of India Limited at www.bseindia.com and www.nseindia.com respectively and on the website of NSDL <https://www.evoting.nsdl.com>.

10. **Green Initiative:**

In support of the “Green Initiative” measure taken by MCA, Government of India, New Delhi, enabling electronic delivery of documents and also in line with circular Ref. No. CIR/CFD/DIL/7/2011 dated 5th November, 2011 issued by SEBI and as prescribed under the relevant provisions under the Act and the Rules made thereunder, Members who have not yet registered their email addresses are requested to register the same with their Depository Participant (DP) in case the shares are held by them in electronic form and with M/s. KFin Technologies Pvt. Ltd. (“RTA”) in case the shares are held by them in physical form.

11. The Register of Directors and Key Managerial Personnel and their shareholding maintained under section 170 of Companies Act, 2013 and Register of Contracts or arrangements in which directors are interested maintained under section 189 of the Companies Act, 2013 and relevant documents referred to in this Notice and explanatory statements, will also be available electronically for inspection by the members during the e-AGM. All documents referred to in the Notice will also be available for electronic inspection without any fee by the members from the date of circulation of this Notice up to the date of e-AGM. Members seeking to inspect such documents can send an email to cs.gic@gicofindia.com stating their DP-ID & Client ID or Folio No.
12. The Insurance Regulatory and Development Authority of India (IRDAI) has vide its circular bearing number IRDA/F&A/CIR/MISC/099/04/2020, dated April 24, 2020 has urged insurers, in view of the emerging market conditions and to conserve capital with the insurance companies in the interests of the policyholders and of the economy at large, to take a conscious call to refrain from dividend pay-outs from profits pertaining to the financial year ending March 31, 2020, till further instructions. Consequently, the Board after due consideration/taking cognizance of the IRDAI circular did not propose any final dividend for the year ended March 31, 2020.
13. Pursuant to Finance Act 2020, dividend income will be taxable in the hands of shareholders w.e.f. April 1, 2020 and the Corporation is required to deduct tax at source from dividend paid to shareholders at the prescribed rates. For the prescribed rates for various categories, the Members are requested to refer to the Finance Act, 2020 and amendments thereof. The Members are requested to update their PAN with the Corporation/RTA (in case of shares held in physical mode) and with respective DPs (in case of shares held in demat mode).
14. **Transfer of Unclaimed/Unpaid amounts to the Investor Education and Protection Fund (IEPF):**

- a. Members are hereby informed that Dividends which are not encashed or remain unclaimed for a consecutive period of seven years from the date of transfer to Unpaid Dividend Account, are liable to be transferred to Investor Education & Protection Fund (IEPF) constituted by the Central Government under Section 125 of the Companies Act, 2013. The shares in respect of such unclaimed dividends are also liable to be transferred to the demat account of the IEPF Authority.

In view of this, Members/Claimants are requested to kindly ensure updation of their bank details and also claim their dividends from the Corporation, within the stipulated timeline. The Members, whose unclaimed dividends/shares have been transferred to IEPF, may claim the same by making an application to the IEPF Authority, in Form No. IEPF-5 available on www.iepf.gov.in

We give below the details of Dividends paid by the Corporation and their respective due dates of transfer to the Fund of the Central Government if they remain unclaimed/un-encashed.

Date of Declaration of Dividend	Dividend for the Financial Year	Proposed Month and Year of Transfer to the Fund
05.09.2018	2017-18	October 2025
27.08.2019	2018-19	October 2026

15. **Unclaimed Dividends:**

The Corporation has uploaded the details of unpaid/unclaimed amounts of dividend (F.Y. 2018-19) lying with the Corporation as on 1st October, 2019 on the Corporation's website:

(<https://gicofindia.com/images/pdf/Statement-of-Unpaid-Dividend-details-for-FY-2018-19.pdf>).

Members are requested to contact RTA of the Corporation for encashing the unclaimed dividends standing to the credit of their account.

16. **Payment of Dividend through electronic means:**

Reserve Bank of India has initiated NECS (National Electronic Clearing System) facility for credit of dividend directly to the bank account of the members. Hence, members are requested to opt for **Electronic Credit** of dividend payment and ensure registration/updation of their Bank Account details (Core Banking Solutions enabled account number, 9 digit MICR code & 11 digit IFSC code), in respect of shares held in dematerialized form with their respective DP and in respect of shares held in physical form with the RTA at the address given in Sr. No. 20 (ii) below.

17. **Transfer of Shares:**

As per Regulation 40 of the SEBI (LODR) Regulations, 2015 as amended, securities of listed companies can be transferred only in dematerialised form with effect from April 01, 2019, except in case of request received for transmission or transposition of securities. In view of this and to eliminate all risks associated with physical shares and for ease of portfolio management, members holding shares in physical form are requested to consider converting their holding to dematerialised form. Members can contact Corporation's RTA at einward.ris@kfintech.com for assistance in this regard.

18. **Nomination:**

Pursuant to Section 72 of the Companies Act, 2013 read with Rule 19(1) of the Companies (Share Capital and Debentures) Rules, 2014, Members are entitled to make nomination in respect of Shares held by them in Form No. SH-13. Shareholders holding shares in single name and physical form are advised to make nomination in respect of their holding in the Corporation by submitting duly completed Form No. SH-13 with the RTA and to their respective Depository Participant in case of shares held in electronic form. Joint Holders can also use nomination facility for shares held by them. The Nomination form can be downloaded from the Corporation's website www.gicofindia.com under Section "Investors".

19. **Members' holding shares in Multiple Folios:**

Members holding shares in multiple folios in identical names or joint holding in the same order of names are requested to send the share certificates to RTA for consolidation into a single folio. Members holding shares in Dematerialized form are also requested to consolidate their shareholding.

20. **Updation of Details:**

Members are requested to intimate changes, if any, pertaining to their name, postal address, e-mail address, telephone/mobile numbers, PAN, registering of nomination, power of attorney registration, Bank Mandate details, etc.:

- i. For shares held in dematerialised form - to their respective DP.
- ii. For shares held in physical form - to the RTA, M/s. KFin Technologies Private Limited, Karvy Selenium, Tower-B, Plot number 31 & 32, Financial District, Nanakramguda, Serilingampally Mandal, Hyderabad - 500 032. Tel. Nos.: (040) 671616222; Fax No.: (040) 23001153; E-mail Address: einward.ris@kfintech.com or at the registered office of the Corporation.

Further, Members may note that SEBI has mandated the submission of PAN by every participant in securities market.

21. **Non-Resident Members:**

Non-Resident Indian Members are requested to inform RTA/their respective Depository Participants immediately of:

- a. Change in their local address in India for correspondence and e-mail ID for sending all e-communications.
- b. Change in their residential status on return to India for permanent settlement.
- c. Particulars of their bank account maintained in India with complete name, branch, account type, account number, IFSC Code, MICR No. and address of the bank, if not furnished earlier, to enable Corporation to remit dividend to the said Bank Account directly.

22. The Corporation has engaged the services of **National Securities Depository Limited (NSDL)** for facilitating participation by the Members at the e-AGM through VC/OAVM including remote e-voting during the AGM.

23. **Remote E-voting:**

Process and Manner of e-voting is as under:

- a. In terms of Section 108 of Companies, Act, 2013 read with the Companies (Management and Administration) Amendment Rules, 2015 and Regulation 44 of SEBI (Listing Obligations and Disclosure Requirements) Regulations 2015 and the aforesaid circulars, the Corporation is providing the facility of remote e-voting to its members in respect of the business to be transacted at the e-AGM. For this purpose, Members are provided with the facility to cast their votes electronically through the remote e-voting platform provided by **National Securities Depository Limited (NSDL)** on all resolutions set-forth in this notice.
- b. Members of the Corporation holding shares either in physical form or in electronic form as on the cut-off date of Wednesday, 16th December 2020 may cast their vote by remote e-voting. The voting rights of the members (for voting through remote e-voting before the e-AGM and remote e-voting during the e-AGM) shall be in proportion to their shares of the paid-up equity share capital of the Corporation, as on the cut-off date.
- c. The remote e-voting facility would commence on **Friday, 18th December 2020** at 09.00 a.m. (IST) and end on **Tuesday, 22nd December 2020** at 05.00 p.m. (IST). The remote e-voting module shall be disabled by NSDL for voting thereafter. Once the vote on a resolution stated in this notice is cast by member through remote e-voting, the member shall not be allowed to change it subsequently and such e-vote shall be treated as final.
- d. Members will be provided with the facility for voting through the electronic voting system during the video conferencing proceedings at the e-AGM. The Members who have cast their vote by remote e-voting before the e-AGM may also attend the e-AGM, however such Member shall not be allowed to vote again during the e-AGM.
- e. A person whose name is recorded in the Register of Members or in the Register of Beneficial Owners maintained by the depositories as on the cut-off date only, shall be entitled to avail the facility of remote e-voting before the e-AGM as well as remote e-voting during the e-AGM. Any person who acquires shares of the Corporation and becomes a Member of the Company after the dispatch of the Notice and holding shares as on the cut-off date, i.e. Wednesday, 16th December 2020 may obtain the User ID and Password by sending a request at evoting@nsdl.co.in.

24. **Instructions for attending the e-AGM through VC/OAVM and remote e-voting (before and during the e-AGM) are given below:**

A. Instructions for Members attending the e-AGM through VC/OAVM:

- i. The Members can join the e-AGM 30 minutes before and 15 minutes after the scheduled time of the commencement of the Meeting by following the procedure mentioned in the Notice. The Members will be able to view the proceedings on National Securities Depository Limited's ('NSDL') e-voting website at www.evoting.nsdl.com. The facility of participation at the e-AGM will be made available to at least 1,000 Members on a first come first served basis as per the aforesaid Circulars.
- ii. The Members will be provided with a facility to attend the e-AGM through the NSDL e-voting system and they may access the same at <https://www.evoting.nsdl.com> under the Shareholders/Members login by using the remote e-voting credentials, where the EVEN and the name of the Corporation can be selected.
- iii. On clicking this link, the Members will be able to attend and participate in the proceedings of the e-AGM through a live webcast of the Meeting and submit votes on announcement by the Chairman. Please note that the Members who do not have the User ID and Password for e-voting or have forgotten the User ID and Password may retrieve the same by following the remote e-voting instructions mentioned in the Notice to avoid last minute rush. Further, Members may also use the OTP-based login for logging into the e-voting system of NSDL.
- iv. Members may join the Meeting through Laptops, Smartphones, Tablets and iPads for better experience. Further, Members will be required to use Internet with a good speed to avoid any disturbance during the Meeting. Members will need the latest version of Chrome, Safari, Internet Explorer 11, MS Edge or Firefox. Please note that participants connecting from Mobile Devices or Tablets or through Laptops connecting via mobile hotspot may experience Audio/Video loss due to fluctuation in their respective network. It is therefore recommended to use stable Wi-Fi or LAN connection to mitigate any glitches.
- v. **Process to express views/seek clarifications:** Members are encouraged to submit in advance their questions on the items of business to be transacted at this e-AGM, from their registered e-mail address, mentioning their name, DP ID and Client ID number/Folio number, PAN and mobile number, to reach the Corporation's e-mail address at gicagm.speakers@gicofindia.com before 05.00 p.m. on Friday, 18th December 2020. Queries that remain unanswered at the e-AGM will be appropriately responded by the Corporation at the earliest post the conclusion of the e-AGM.
- vi. **Registration as Speakers:** Members who would like to express their views/ask questions as a speaker at the Meeting may pre-register themselves by sending a request from their registered e-mail address mentioning their names, DP ID and Client ID/Folio number, PAN and mobile number at gicagm.speakers@gicofindia.com between Wednesday, 16th December 2020 (09.00 a.m. IST) and Friday, 18th December 2020 (05.00 p.m. IST). Only those Members who have pre-registered themselves as a speaker will be allowed to express their views/ask questions during the e-AGM. The Corporation reserves the right to restrict the number of speakers depending on the availability of time for the e-AGM.
- vii. Members who need assistance before or during the e-AGM, can contact NSDL on evoting@nsdl.co.in or call on toll free no.:- 1800-222-990 or contact Ms. Pallavi Mhatre, Manager or Ms. Sarita, Assistant Manager, at telephone nos : +91 22 24994545/+91 7506682281/1800-222-080

B. Instructions for Remote E-Voting before the e-AGM:

The way to vote electronically on NSDL e-voting system consists of 'Two Steps' which are mentioned below:

Step 1: Log-in to NSDL e-Voting system at <https://www.evoting.nsdl.com/>

How to Log-in to NSDL e-Voting website?

1. Visit the e-Voting website of NSDL. Open web browser by typing the following URL: <https://www.evoting.nsdl.com/> either on a Personal Computer or on a mobile.
2. Once the home page of e-Voting system is launched, click on the icon "Login" which is available under 'Shareholders' section.
3. A new screen will open. You will have to enter your User ID, Password and a Verification Code as shown on the screen. Alternatively, if you are registered for NSDL e-services i.e. IDEAS, you can log-in at <https://eservices.nsdl.com/> with your existing IDEAS login. Once you log-in to NSDL eservices after using your log-in credentials, click on e-Voting and you can proceed to Step 2 i.e. Cast your vote electronically.

4. Your User ID details are given below :

Manner of holding shares i.e. Demat (NSDL or CDSL) or Physical	Your User ID is:
a) For Members who hold shares in demat account with NSDL.	8 Character DP ID followed by 8 Digit Client ID For example if your DP ID is IN300*** and Client ID is 12***** then your user ID is IN300***12*****.
b) For Members who hold shares in demat account with CDSL.	16 Digit Beneficiary ID For example if your Beneficiary ID is 12***** then your user ID is 12*****.
c) For Members holding shares in Physical Form.	EVEN Number followed by Folio Number registered with the Corporation For example if folio number is 001*** and EVEN is 101456 then user ID is 101456001***.

5. Your password details are given below:
 - a. If you are already registered for e-Voting, then you can use your existing password to login and cast your vote.
 - b. If you are using NSDL e-Voting system for the first time, you will need to retrieve the 'initial password' which was communicated to you. Once you retrieve your 'initial password', you need to enter the 'initial password' and the system will force you to change your password.
 - c. How to retrieve your 'initial password'?
If your email ID is registered in your demat account or with the Corporation, your 'initial password' is communicated to you on your email ID. Trace the email sent to you from NSDL from your mailbox. Open the email and open the attachment i.e. a .pdf file. Open the .pdf file. The password to open the .pdf file is your 8 digit Client ID for NSDL account, last 8 digits of Client ID for CDSL account or folio number for shares held in physical form. The .pdf file contains your 'User ID' and your 'initial password'.
6. If you are unable to retrieve or have not received the "Initial password" or have forgotten your password:
 - a. Click on "**Forgot User Details/Password?**" (If you are holding shares in your demat account with NSDL or CDSL) option available on www.evoting.nsdl.com.

- b. **'Physical User Reset Password?'** (If you are holding shares in physical mode) option available on www.evoting.nsdl.com.
- c. If you are still unable to get the password by aforesaid two options, you can send a request at evoting@nsdl.co.in mentioning your demat account number/folio number, your PAN, your name and your registered address.
- d. Members can also use the OTP (One Time Password) based login for casting the votes on the e-Voting system of NSDL.
7. After entering your password, tick on Agree to "Terms and Conditions" by selecting on the check box.
8. Now, you will have to click on "Login" button.
9. After you click on the "Login" button, Home page of e-Voting will open.

Step 2: How to cast your vote electronically on NSDL e-Voting system?

1. After successful login at Step 1, you will be able to see the Home page of e-voting. Click on e-voting. Then, click on Active Voting Cycles.
2. After clicking on Active Voting Cycles, you will be able to see all the companies "EVEN" in which you are holding shares and whose voting cycle is in active status.
3. Select "EVEN" of the Company for which you wish to cast your vote.
4. Now you are ready for e-Voting as the Voting page opens.
5. Cast your vote by selecting appropriate options i.e. assent or dissent, verify/modify the number of shares for which you wish to cast your vote and click on "Submit" and also "Confirm" when prompted.
6. Upon confirmation, the message "Vote cast successfully" will be displayed.
7. You can also take the printout of the votes cast by you by clicking on the print option on the confirmation page.
8. Once you confirm your vote on the resolution, you will not be allowed to modify your vote.

C. Instructions for Remote E-Voting during the e-AGM:

1. The procedure for remote e-voting during the e-AGM is same as the instructions mentioned above for remote e-voting before the e-AGM. Since, the Meeting is held through VC/OAVM.
2. Only those Members/Shareholders, who will be present in the e-AGM through VC/OAVM facility and have not cast their vote on the Resolutions through remote e-voting before the e-AGM and are otherwise not barred from doing so, shall be eligible to vote through e-voting system in the e-AGM.
25. **Process for those shareholders whose email ids are not registered with the depositories for procuring Annual Report, user id, password and registration of e-mail ids for e-voting for the resolutions set out in this notice:**
 - a. In case shares are held in physical mode please provide Folio No., Name of shareholder, scanned copy of the share certificate (front and back), PAN (self attested scanned copy of PAN card), AADHAR (self attested scanned copy of Aadhar Card) by email to investors.gic@gicofindia.com.
 - b. In case shares are held in demat mode, please provide DPID-CLID (16 digit DPID + CLID or 16 digit beneficiary ID), Name, client master or copy of Consolidated Account statement, PAN (self attested scanned copy of PAN card), AADHAR (self attested scanned copy of Aadhar Card) to investors.gic@gicofindia.com.
 - c. Alternatively member may send an e-mail request to evoting@nsdl.co.in for obtaining User ID and Password by providing the details mentioned in (a) or (b) above, as the case may be.

26. General Guidelines for shareholders:

1. Institutional shareholders (i.e. other than individuals, HUF, NRI etc.) are required to send scanned copy (PDF/JPG Format) of the relevant Board Resolution/ Authority letter etc. with attested specimen signature of the duly authorized signatory(ies) who are authorized to vote, to the Scrutinizer by e-mail to scrutinizer@snaco.net with a copy marked to evoting@nsdl.co.in.
2. It is strongly recommended not to share your password with any other person and take utmost care to keep your password confidential. Login to the e-voting website will be disabled upon five unsuccessful attempts to key in the correct password. In such an event, you will need to go through the "Forgot User Details/Password?" or "Physical User Reset Password?" option available on www.evoting.nsdl.com to reset the password.
3. In case of any queries/grievances pertaining to remote e-voting (before the AGM and during the AGM), you may refer the Frequently Asked Questions (FAQs) for Shareholders and e-voting user manual for Shareholders available at the download section of www.evoting.nsdl.com or call on toll free no.: 1800-222-990 or send a request to (Name of NSDL Official) at evoting@nsdl.co.in.
27. The Corporation has appointed Mr. S.N. Ananthasubramanian (FCS: 4206 and COP: 1774), and in his absence Ms. Ashwini Vartak (ACS 29463 and COP 16723), from S.N. Ananthasubramanian & Co., Company Secretaries as Scrutinizer to scrutinize the e-voting process in a fair and transparent manner.
28. The Chairman shall, at the e-AGM, at the end of discussion on the resolutions on which voting is to be held, allow voting, by use of remote e-Voting system for all those Members who are present during the AGM through VC/ OAVM but have not cast their votes by availing the remote e-Voting facility. The remote e-Voting module during the e-AGM shall be disabled by NSDL for voting, 15 minutes after the conclusion of the Meeting.
29. The Scrutinizer shall, immediately after the conclusion of voting at the e-AGM, first count the votes cast at the e-AGM, thereafter unblock the votes cast through remote e-voting and make not later than 48 hours of conclusion of the e-AGM, a consolidated scrutiner's report of the total votes cast in favour or against, if any, to the Chairman of the Corporation or such other officer authorized by the Chairman in writing, who shall countersign the same.
30. The results on resolutions shall be declared within 48 hours of the conclusion of the e-AGM and the resolutions will be deemed to be passed at the Registered Office of the Corporation on the e-AGM date subject to receipt of the requisite number of votes in favour of the Resolutions.
31. The results of voting along with the Scrutinizer's Report(s) thereon would be available on the website of the Corporation (www.gicofindia.com) and on Service Provider's website (<https://www.evoting.nsdl.com>) immediately after the declaration of the results and would also be communicated simultaneously to the BSE Limited and the National Stock Exchange of India Limited.

STATEMENT PURSUANT TO SECTION 102(1) OF THE COMPANIES ACT, 2013

Statement with respect to items under Special Business covered in the Notice of Meeting are given below:

3. Appointment of Shri Devesh Srivastava (DIN: 08646006) as Chairman and Managing Director of the Corporation.

The Board of Directors have taken on record the appointment of Shri Devesh Srivastava as Chairman and Managing Director of the Corporation w.e.f. the date of Government of India notification dated 17th December 2019 in terms of Section 196, 203 and other applicable provisions, if any, of the Companies Act, 2013 read with Companies (Appointment and Remuneration of Managerial Personnel) Rules, 2014 (including any statutory modification(s) or reenactment thereof for the time being in force), relevant applicable regulation(s) of the SEBI (Listing Obligations & Disclosure Requirements)

Regulations, 2015, Corporate Governance Guidelines for Insurers in India, 2016 issued by IRDAI and provisions of Article 84 of Memorandum and Articles of Association.

The Corporation has received from him all statutory disclosures /declarations including (i) Consent in writing to act as a Director in Form DIR-2 pursuant to Rule 8 of the Companies (Appointment & Qualification of Directors) Rules, 2014 (ii) Intimation in Form DIR-8 in terms of the Companies (Appointment & Qualification of Directors) Rules, 2014, to the effect that he is not disqualified under Section 164(2) of the Companies Act, 2013. He does not hold any shares of the Corporation.

Brief profile and specific area of expertise are provided in additional information under Regulation 36 of SEBI (LODR) Regulations, 2015, annexed to the notice.

None of the other Directors, Key Managerial Personnel of the Corporation or their relatives are, in any way, concerned or interested in the resolution set out at item no. 3 of the Notice. The Board recommends the Ordinary Resolution as set out at item no. 3 for noting of the Members.

4. Appointment of Ms. Dakshita Das (DIN: 07662681) as Government Nominee Director of the Corporation.

The Board of Directors have taken on record the appointment of Ms. Dakshita Das, Additional Secretary, Department of Financial Services, Ministry of Finance as Government Nominee Director on the Board of the Corporation w.e.f. the date of Government of India notification dated 17th January 2020 in terms of Section 161(3) and other applicable provisions, if any, of the Companies Act, 2013, relevant applicable regulation(s) of the SEBI (Listing Obligations & Disclosure Requirements) Regulations, 2015, Corporate Governance Guidelines for Insurers in India, 2016 issued by IRDAI and provisions of Article 76 of Memorandum and Articles of Association.

The Corporation has received from her all statutory disclosures/declarations including (i) Consent in writing to act as a Director in Form DIR-2 pursuant to Rule 8 of the Companies (Appointment & Qualification of Directors) Rules, 2014 (ii) Intimation in Form DIR-8 in terms of the Companies (Appointment & Qualification of Directors) Rules, 2014, to the effect that she is not disqualified under Section 164(2) of the Companies Act, 2013. She does not hold any shares of the Corporation.

Brief profile and specific area of expertise are provided in Additional Information under Regulation 36 of SEBI (LODR) Regulations, 2015, annexed to the notice.

None of the other Directors, Key Managerial Personnel of the Corporation or their relatives are, in any way, concerned or interested in the resolution set out at item no. 4 of the Notice. The Board recommends the Ordinary Resolution as set out at item no. 4 for noting of the Members.

5. Appointment of Ms. Manimekhalai (DIN: 08411575) as Independent Director of the Corporation.

The Board of Directors have taken on record the appointment of Ms. Manimekhalai, Executive Director, Canara Bank, Bengaluru as Director on the Board of the Corporation as an Independent Director w.e.f. the date of Government of India notification dated 12th March 2020 in terms of Section 149 read with relevant rules and other applicable provisions, if any, of the Companies Act, 2013, relevant applicable regulation(s) of the SEBI (Listing Obligations & Disclosure Requirements) Regulations, 2015, Corporate Governance Guidelines for Insurers in India, 2016 issued by IRDAI and provisions of Article 76 of Memorandum and Articles of Association.

The Corporation has received from her all statutory disclosures/declarations including (i) Consent in writing to act as a Director in Form DIR-2 pursuant to Rule 8 of the Companies (Appointment & Qualification of Directors) Rules, 2014 (ii) Intimation in Form DIR-8 in terms of the Companies (Appointment & Qualification of Directors) Rules, 2014, to the effect that she is not disqualified under Section 164(2) of the Companies Act, 2013 and (iii) a declaration to the effect that she meets the criteria of independence as provided in sub-section (6) of Section 149 of the Act.

Brief profile and specific area of expertise are provided in Additional Information under Regulation 36 of SEBI (LODR) Regulations, 2015, annexed to the notice.

None of the other Directors, Key Managerial Personnel of the Corporation or their relatives are, in any way, concerned or interested in the resolution set out at item no. 5 of the Notice. The Board recommends the Ordinary Resolution as set out at item no. 5 for noting of the Members.

6. Appointment of Mr. Atanu Kumar Das (DIN: 07758968) as an Independent Director of the Corporation.

The Board of Directors have taken on record the appointment of Mr. Atanu Kumar Das, MD & CEO, Bank of India as Director on the Board of the Corporation as an Independent Director w.e.f. the date of Government of India notification dated 26th August 2020 in terms of Section 149 read with relevant rules and other applicable provisions, if any, of the Companies Act, 2013, relevant applicable regulation(s) of the SEBI (Listing Obligations & Disclosure Requirements) Regulations, 2015, Corporate Governance Guidelines for Insurers in India, 2016 issued by IRDAI and provisions of Article 76 of Memorandum and Articles of Association.

The Corporation has received from him all statutory disclosures/declarations including (i) Consent in writing to act as a Director in Form DIR-2 pursuant to Rule 8 of the Companies (Appointment & Qualification of Directors) Rules, 2014 (ii) Intimation in Form DIR-8 in terms of the Companies (Appointment & Qualification of Directors) Rules, 2014, to the effect that he is not disqualified under Section 164(2) of the Companies Act, 2013 and (iii) a declaration to the effect that he meets the criteria of independence as provided in sub-section (6) of Section 149 of the Act.

Brief profile and specific area of expertise are provided in Additional Information under Regulation 36 of SEBI (LODR) Regulations, 2015, annexed to the notice.

None of the other Directors, Key Managerial Personnel of the Corporation or their relatives are in any way, concerned or interested in the resolution set out at item no. 6 of the Notice. The Board recommends the Ordinary Resolution as set out at item no. 6 for noting of the Members.

7. Appointment of Shri Deepak Prasad (DIN: 08976647) as General Manager and Director of the Corporation.

The Board of Directors have taken on record the appointment of Shri Deepak Prasad, General Manager, General Insurance Corporation of India as 'General Manager and Director' on the Board of the Corporation w.e.f. date of assumption of office dated 25th November 2020, in terms of Section 152, 196, 203 and other applicable provisions, if any, of the Companies Act, 2013 read with Companies (Appointment and Qualification of Directors) Rules 2014, Companies (Appointment and Remuneration of Managerial Personnel) Rules, 2014 (including any statutory modification(s) or re-enactment thereof for the time being in force), relevant applicable regulation(s) of the SEBI (Listing Obligations & Disclosure Requirements) Regulations, 2015, Corporate Governance Guidelines for Insurers in India, 2016 issued by IRDAI and provisions of Article 76(ii) of Memorandum and Articles of Association.

The Corporation has received from him all statutory disclosures/declarations including (i) Consent in writing to act as a Director in Form DIR-2 pursuant to Rule 8 of the Companies (Appointment & Qualification of Directors) Rules, 2014 (ii) Intimation in Form DIR-8 in terms of the Companies (Appointment & Qualification of Directors) Rules, 2014, to the effect that he is not disqualified under Section 164(2) of the Companies Act, 2013. He does not hold any shares of the Corporation

Brief profile and specific area of expertise are provided in Additional Information under Regulation 36 of SEBI (LODR) Regulations, 2015, annexed to the notice.

None of the other Directors, Key Managerial Personnel of the Corporation or their relatives are in any way, concerned or interested in the resolution set out at item no. 7 of the Notice. The Board recommends the Ordinary Resolution as set out at item no. 7 for noting of the Members.

Date: Tuesday, 1st December 2020

By the Order of the Board of Directors
For General Insurance Corporation of India
Sd/-
(Suchita Gupta)
Company Secretary

Registered Office:

"Suraksha", 170, J. Tata Road,
Churchgate, Mumbai – 400 020
CIN: L67200MH1972GOI016133
Tel: +91 22 2286 7000
Email: investors.gic@gicofindia.com
Website: www.gicofindia.com

**ADDITIONAL INFORMATION OF DIRECTORS APPOINTED IN PURSUANCE OF PROVISIONS OF THE COMPANIES ACT, 2013 & REGULATION 36 (3) OF SEBI (LISTING OBLIGATIONS & DISCLOSURE REQUIREMENTS) REGULATIONS, 2015
FOR ITEM NO 3, 4, 5 & 6**

Shri Devesh Srivastava (DIN: 08646006)

Date of Birth: 11-09-1963

Age: 57 years

Date of Appointment: 17-12-2019

Nationality: Indian

Brief Profile:

Shri Devesh Srivastava began his career with Oriental Insurance Company Limited at Indore. Subsequently in 1999 his services were transferred to General Insurance Corporation of India.

He is a direct recruit officer of the 1987 batch and a post-graduate in Physics from St Stephen's College Delhi. He subsequently obtained a post-graduate degree in Management, majoring in Marketing with a Gold Medal from the Management Development Institute (MDI) Gurgaon in 2008. At Head office Mumbai, he was posted in the Reinsurance Department and was handling the specialty lines of Aviation, Marine Hull and Cargo, Oil & Energy, Miscellaneous, Motor and Liability till he was selected to head the UK branch of the Corporation in 2013. He currently handled the departments of Human Resource & Training, Re-Insurance Worldwide (RIWW), Health, Corporate Communications, CMDs Secretariat, Innovation Centre; Ministry & IRDAI matters prior to his elevation.

Nature of his expertise in specific functional areas: Insurance & Administration

Disclosure of relationships between directors and Key Managerial Personnel inter-se: None

Names of other listed entities in which the person holds directorship and membership of Committees of the board:

1. Directorship - Non-Executive Director, GIC Housing Finance Limited
Non-Executive Director - GIC Re South Africa Ltd.
2. Member - Nil

Shareholding in the Corporation: NIL

Note: Details of Shri Devesh Srivastava's attendance of Board Meeting and other Committees of the Board are provided in the Corporate Governance Report of the Annual Report 2019-20.

Ms. Dakshita Das (DIN: 07662681)

Date of Birth : 29-12-1961

Age: 58 years

Date of Appointment: 17-01-2020

Nationality: Indian

Brief Profile:

Ms. Dakshita Das holds the degree of BA (Hons) from Lady Shri Ram College for Women and M. Phil in International Relations. Presently, she has been posted as Additional Secretary, Department of Financial Services, Ministry of Finance, New Delhi.

She has been appointed by Government of India as Government Nominee Director on the Board of Bank of India w.e.f. 13.07.2018 and as Director on the Board of National Investment and Infrastructure Fund Trustee Ltd. (NIIFTL) w.e.f. 14.06.2019. Her areas of interest are Public Finance. She has also been nominated as a Member of the Council of the Institute of Actuaries of India w.e.f. 06.05.2020. Her areas of interest are Public Finance.

Nature of her expertise in specific functional areas: Administration

Disclosure of relationships between directors and Key Managerial Personnel inter-se: None

Names of other listed entities in which the person holds directorship and also membership of Committees of the board:

1. Directorship - Non-Executive Director, Bank of India
2. Member - Audit Committee

Shareholding in the Corporation: NIL

Note: Details of Ms. Dakshita Das's attendance of Board Meeting and other Committees of the Board are provided in the Corporate Governance Report of the Annual Report 2019-20.

Ms. A. Manimekhalai (DIN: 08411575)

Date of Birth : 04-03-1966

Age: 54 years

Date of Appointment: 12-03-2020

Nationality: Indian

Brief Profile:

Ms. A. Manimekhalai is a Master of Business Administration (Marketing) degree holder from Bangalore University and also has CAIIB qualification.

She joined Vijaya Bank as Officer in 1988 and has three decades of all round banking experience as Branch Head, Regional Head and functional head of various Departments at Corporate Office. As General Manager of Vijaya Bank, she has headed the Bangalore North Region of the Bank. She has wide cross-functional experience at Corporate Office with responsibility for policy making, strategic planning, setting organizational goals & growth strategies, action plans, compliance with regulatory guidelines, driving business growth, performance reviews, internal control, liaison with regulatory authorities, and various other functions.

She was instrumental in driving business growth and effective NPA management, conceptualization, design and launch of various Retail Assets and Liabilities products, design and launch of Marketing campaigns, implementation of Risk Based

Supervision (RBS) system in Vijaya Bank, transition from manual Risk Based Internal Audit (RBIA) regime to total computerised online system, significantly enhancing the integrity, reliability, speed and adherence to regulatory requirements, implementation of computerized online Concurrent Audit system, significant contribution for improvement of compliance culture, due diligence, supervision, oversight and monitoring mechanism across the bank.

Nature of her expertise in specific functional areas: Administration & Banking

Disclosure of relationships between directors and Key Managerial Personnel inter-se: None

Names of other listed entities in which the person holds directorship and also membership of Committees of the board:

1. Directorship - Executive Director, Canara Bank
2. Member - Management Committee, Risk Management Committee, Audit Committee and Stakeholder Relationship Committee

Shareholding in the Corporation: NIL

Note: Details of Ms. A. Manimekhalai's attendance of Board Meeting and other Committees of the Board are provided in the Corporate Governance Report of the Annual Report 2019-20.

Shri Atanu Kumar Das (DIN: 07758968)

Date of Birth : 10-06-1963

Age: 57 years

Date of Appointment: 26-08-2020

Nationality: Indian

Brief Profile:

Shri Atanu Kumar Das is a post graduate in Applied Economics and NET holder from UGC. While pursuing a doctoral degree at IIT, Kharagpur, Shri Das joined the Banking Industry as Economist in the year 1994. In his 26 years of banking experience, he has been involved at both policy and operational levels. Prior to assuming charge as Delhi Regional Head in January 2015, he was heading Vijaya Bank's Lucknow Region for more than 3 years. At Vijaya Bank's Corporate Office, Shri Das was handling Planning & Development, a very key department, among others.

He has been part of several important training programs/workshops conducted at premier institutions like IIM (Kozhikode), IIM (Ahmedabad), ASCI, NIBM, BTC, Frankfurt School of Business Management and IDRBT. He had taken charge as Executive Director of Bank of India on 17.02.2017 and was overseeing functioning of Finance, Risk Management, Planning, Development & Co-ordination, Strategy & Economic Intelligence, Information Technology, Human Resources, Financial Inclusion and other key Departments. He has taken charge as Managing Director & CEO of Bank of India w.e.f. 20.01.2020.

Nature of his expertise in specific functional areas: Banking

Disclosure of relationships between directors and Key Managerial Personnel inter-se: None

Names of other listed entities in which the person also holds the directorship and the membership of Committees of the board:

1. Directorship - MD & CEO, Bank of India
2. Chairman - Management Committee of the Board, Disciplinary Proceedings Committee, Credit Approval Committee, Share Transfer Committee, Committee of Directors for Customer Service, Investment Approval Committee, Review Committee for Willful Defaulters, Corporate Social Responsibility Committee, Group Governance Unit Committee & Review Committee for Declaration of Non Co-operative Borrower.

3. Member - Directors Promotion Committee, Monitoring of Large Value Frauds, Committee of Directors for Risk Management, IT Strategy & Digital Payment Promotion Committee, Steering Committee of the Board on HR & Committee for Monitoring High value NPAs and Loss Assets.

Shareholding in the Corporation: NIL

Note: Details of Shri Atanu Kumar Das's attendance at Board Meeting and other Committees of the Board are provided in the Corporate Governance Report of the Annual Report 2019-20. Further Shri Atanu Kumar Das attended three Board meetings out of three Board meetings held after his appointment as Director w.e.f. 26th August 2020 on the Board of the Corporation.

Shri Deepak Prasad (DIN: 08976647)

Date of Birth : 04-07-1961

Age: 59 years

Date of Appointment: 25-11-2020

Nationality: Indian

Brief Profile:

Shri Deepak Prasad is a Geology graduate from Ranchi University and is a Direct recruit Officer of 1984 batch. He has worked in various capacities at The New India Assurance Co Ltd. He was transferred from New India Assurance Company Ltd. in the year 2012 and promoted as Dy General Manager. He worked in the following departments for various period of times:

Human Resources, Office Services Department, Legal, Training, Information Technology, International Operations, Property (Both Domestic & Foreign) Retro (Inwards & outwards).

He was posted to GIC Re South Africa Ltd. (wholly owned subsidiary of GIC Re) between April 2016 to March 2018 as MD & CEO, when the company saw an all-round development during the two years.

He was promoted and posted as General Manager of our Corporation on his return from GIC Re South Africa in April 2018. He is a Director on the Boards of GIC Bhutan Reinsurance Company Limited and GIC Perestrakhovanie LLC (Wholly owned subsidiary at Moscow).

Nature of his expertise in specific functional areas: Insurance

Disclosure of relationships between directors and Key Managerial Personnel inter-se: None

Names of other listed entities in which the person also holds the directorship and the membership of Committees of the board:

1. Directorship- Non-Executive Director, GIC Bhutan Re Ltd.

Shareholding in the Corporation: NIL

Note: No Board or Committee meetings were held after appointment of Shri Deepak Prasad as Director.

1	Acquisition Costs	That portion of an insurance premium which represents the cost of obtaining the insurance business: it includes the agency commission, the company's marketing expense and other related expenses.
2	Assume	To accept an obligation to indemnify all or part of a risk or exposure subject to the contract terms and conditions.
3	Asset-liability management (ALM)	Management of an insurance business in a way that coordinates investment-related decisions on assets and liabilities.
4	Aviation insurance	Insurance of accident, liability risks, as well as hull damage, connected with the operation of aircraft.
5	Bordereaux	A report provided periodically by the ceding company detailing the reinsurance premiums and/or reinsurance losses and other pertinent information with respect to specific risks ceded under the reinsurance agreement. This report typically includes the insured's name, premium basis, policy term, type of coverage, premium and the policy limit.
6	Broker	An intermediary who negotiates reinsurance contracts between the ceding company and the reinsurer(s). The broker generally represents the ceding company and receives compensation in the form of commission, brokerage and/or other fees, for placing the business and performing other necessary services.
7	Burning Cost (also known as Pure Loss Cost)	The ratio of the reinsurance losses incurred to the ceding company's subject premium based upon historical experience for a proposed reinsurance agreement.
8	Business interruption	Insurance covering the loss of earnings resulting from, and occurring after, destruction of property; also known as "loss of profits" or "business income protection insurance".
9	Capacity	The largest amount of insurance or reinsurance available from a company or the market in general, based on financial strength or regulatory limitations.
10	Catastrophe Reinsurance	A form of excess of loss reinsurance which, subject to a specific limit, indemnifies the ceding company in excess of a specified retention with respect to an accumulation of losses to multiple insureds and/or policies resulting from an occurrence or series of occurrences arising from one or more disasters.
11	Cede	This action is described as transferring the risk or a part of the risk from the insurer to the reinsurer.
12	Cedent (also known as Ceding Company, Reassured, Reinsured)	The issuer of an insurance contract that contractually obtains an indemnification for all or a designated portion of the risk from one or more reinsurers.
13	Ceding Commission	An amount deducted from the reinsurance premium to compensate a ceding company for its acquisition, other overhead costs, including premium taxes, and occasionally a margin of profit.

14	Cession	The passing of the insurer's risks to the reinsurer against payment of a premium.
15	Claim	Demand by an insured for indemnity under an insurance contract.
16	Claims handling	Activities in connection with the investigation, settlement and payment of claims from the time of their occurrence until settlement.
17	Claims incurred	All claims payments (including claim adjustment expenses) plus the outstanding claims provision of a business year.
18	Claims ratio	Sum of claims paid and change in the provisions for unpaid claims and claim adjustment expenses in relation to premiums earned.
19	Coinsurance	Arrangement by which a number of insurers share a risk.
20	Combined Ratio	The combined ratio is calculated by taking a percentage of claims incurred (net) divided by premiums earned (net) plus percentage of expenses of management and net commission and then dividing the quotient by net premium.
21	Commission	Remuneration paid by the insurer to its agents, brokers or intermediaries, or by the reinsurer to the insurer, for costs in connection with the acquisition and administration of insurance business.
22	Commutation Agreement	An agreement between the ceding insurer and the reinsurer that provides for the valuation, payment and complete discharge of some or all current and future obligations between the parties under particular reinsurance contract(s).
23	Cover Note	A written statement issued by an intermediary, broker or direct writer indicating that the coverage has been effected and summarizing the terms.
24	Credit insurance	Insurance against financial losses sustained through the failure, for commercial reasons, of policyholders' clients to pay for goods or services supplied to them.
25	Cut-Through Endorsement	An endorsement to an insurance policy or reinsurance contract which provides that, in the event of the insolvency of the insurance company, the amount of any loss which would have been recovered from the reinsurer by the insurance company (or its statutory receiver) will be paid instead directly to the policyholder, claimant, or other payee, as specified in the endorsement, by the reinsurer.
26	Deposit Premium	The amount of premium (usually for an excess of loss reinsurance contract), that the ceding company pays to the reinsurer on a periodic basis (usually quarterly) during the term of the contract. This amount is generally determined as a percentage of the estimated amount of premium that the contract is expected to produce.
27	Directors' and Officers' Liability Insurance (D&O)	Liability insurance for Directors and Officers of an entity, providing cover for their personal legal liability towards shareholders, creditors, employees and others arising from wrongful acts such as errors and omissions.
28	Earned Reinsurance Premium	A reinsurance term that refers to either 1) that part of the reinsurance premium applicable to the expired portion of the policies reinsured, or 2) that portion of the reinsurance premium which is deemed earned under the reinsurance contract.

29	Excess of Loss Reinsurance (also known as Non-Proportional Reinsurance)	A form of reinsurance, which, subject to a specified limit, indemnifies the ceding company for the amount of loss in excess of a specified retention. It includes various types of reinsurance, such as catastrophe reinsurance, per risk reinsurance, per occurrence reinsurance and aggregate excess of loss reinsurance.
30	Ex-Gratia Payment	A voluntary payment made by an insurer or reinsurer in response to a loss for which it is not technically obligated under the terms of its contract.
31	Expense ratio	Sum of acquisition costs and other operating costs and expenses, in relation to premiums earned.
32	Facultative Reinsurance	Reinsurance of individual risks by offer and acceptance wherein the reinsurer retains the ability to accept or reject and individually price each risk offered by the ceding company.
33	Fair value change account	Unrealised gains/ losses arising due to changes in the fair value of listed equity shares and mutual funds.
34	Follow the Fortunes	Follow the fortunes generally provides that a reinsurer must follow the underwriting fortunes of its reinsured and therefore, is bound by the decisions of its reinsured in the absence of fraud, collusion or bad faith.
35	Gross Line	The total limit of liability accepted by an insurer on an individual risk (net line plus all reinsurance ceded).
36	Gross Net Earned Premium Income (GNEPI)	GNEPI represents the earned premiums of the primary company for the lines of business covered (Net, meaning after cancellation, refunds and premiums paid for any reinsurance protecting the cover being rated, but Gross, meaning before deducting the premium for the cover being rated).
37	Gross Net Written Premium Income (GNWPI)	It is the amount of an insurance company's premiums that are used to determine what portion of premiums is owed to a reinsurer. Generally GNWPI are gross written premium less returned premiums, less premiums paid for reinsurance that inure to the benefit of the cover in question.
38	Ground Up Loss	The total amount of loss sustained by the ceding company before taking into account the credit(s) due from reinsurance recoverable(s).
39	Health Insurance	Generic term applying to all types of insurance indemnifying or reimbursing for losses caused by bodily injury or sickness or for expenses of medical treatment necessitated by sickness or accidental bodily injury.
40	Hull Insurance	Insurance protecting the owners against loss caused by damage or destruction of waterborne craft or aircraft.
41	Incurred But Not Reported (IBNR)	An actuarial estimate of amounts required to pay ultimate net losses that refers to losses that have occurred but have not yet been fully and finally settled/paid.

42	Incurred But Not Enough Reported (IBNER)	IBNER is a provision in claims and losses already reported but which have not yet been paid in full for potential increases in the value of these claims when they are ultimately paid.
43	Incurred Loss (also known as Loss Incurred)	For a specific reinsurance period (typically annual) incurred loss is calculated as paid losses during the period, plus outstanding loss at the end of the period, minus outstanding losses at the beginning of the period irrespective of when the loss actually occurred or when the original policy attached.
44	Layer	Section of cover in a non-proportional reinsurance programme in which total coverage is divided into a number of consecutive layers starting at the retention or attachment point of the ceding company up to the maximum limit of indemnity.
45	Liability Insurance	Insurance for damages that a policyholder is obliged to pay because of bodily injury or property damage caused to another person or entity based on negligence, strict liability or contractual liability.
46	Life Insurance	Insurance that provides for the payment of a sum of money upon the death of the insured, or upon the insured surviving a given number of years, depending on the terms of the policy.
47	Line of Business	The general classification of business in the insurance industry to identify the major segments of policies that are sold to the general public, i.e., fire, marine, motor, health, liability, agriculture etc.
48	Loss Development	The process of change in the value of claims over time until the claims are fully settled and paid.
49	Losses Occurring During	The provision in a reinsurance contract that designates that the losses to which the reinsurance applies are those losses that actually happen during the term of the reinsurance even if the original policies that cover the losses are issued prior to the inception of the reinsurance contract.
50	Marine Insurance	Line of insurance which includes coverage for property in transit (cargo), means of transportation (except aircraft and motor vehicles), offshore installations and valuables, as well as liabilities associated with marine risks and professions.
51	Maximum Foreseeable Loss / Probable Maximum Loss (PML)	The worst loss that is foreseeable or probable to occur because of a single event. This term is typically used in property reinsurance.
52	Minimum Premium	An amount of premium which will be charged (usually for an excess of loss reinsurance contract), notwithstanding that the actual premium developed by applying the rate to the subject premium could produce a lower figure.
53	Motor insurance	Line of insurance which offers coverage for property, accident and liability losses involving motor vehicles.

54	Net Retained Liability	The amount of insurance that a ceding company keeps for its own account and does not reinsure in any way. It is the amount of loss that a cedent retains after all available reinsurance recoveries.
55	Net Loss	The amount of loss sustained by an insurer after making deductions for all recoveries, salvage and all claims upon reinsurers.
56	Non-life insurance	All classes of insurance business excluding life insurance.
57	Non-proportional reinsurance	Form of reinsurance in which coverage is not in direct proportion to the original insurer's loss; instead the reinsurer is liable for a specified amount which exceeds the insurer's retention; also known as "excess of loss reinsurance".
58	Obligatory Treaty	A reinsurance contract under which the subject business must be ceded by the insurer in accordance with contract terms and must be accepted by the reinsurer.
59	Occurrence	A frequently used term in reinsurance referring to an incident, happening or event which triggers coverage under an occurrence-based reinsurance agreement.
60	Occurrence Limit	A provision in most property per risk reinsurance contracts that limits the reinsurer's liability for all risks involved in one occurrence.
61	Operating margin ratio	The operating margin is calculated as operating result divided by total operating revenues. The operating result is before interest expenses, taxes and net realised gains/losses.
62	Operating revenues	Premiums earned plus net investment income plus other revenues.
63	Operational risk	Risk arising from failure of operational processes, internal procedures and controls leading to financial loss.
64	Outstanding Loss Reserve (OSLR)	For an individual claim, an estimate of the amount the insurer expects to pay for the reported claim, prior to the final settlement of the claim. May include amounts for loss adjustment expenses.
65	Overriding Commission	In reinsurance or retrocession business (typically proportional treaties) an allowance paid to the ceding company over and above the actual acquisition and related cost to produce and underwrite the original business.
66	Placement Slip	A temporary agreement outlining reinsurance terms and conditions for which coverage has been effected, pending replacement by a formal reinsurance contract. Also known as a binder, confirmation, slip and in some circumstances, cover note.
67	Portfolio	Portfolio reinsurance is a type of contract in which an insurer has a large block of insurance policies reinsured. It may involve shifting risk from the insurer to the reinsurer for a particular type of policy (such as property, life, marine, etc.), or all policies within a geographic area, or for a book of business.
68	Premium	The payment, or one of the periodical payments, a policyholder agrees to make for an insurance policy.

69	Premiums earned	Premiums an insurance company has recorded as revenues during a specific accounting period.
70	Premiums written	Premiums for all policies sold during a specific accounting period.
71	Premium Deficiency Reserve	When the anticipated losses, loss adjustment expenses, commissions and other acquisition costs, and maintenance costs exceed the recorded "unearned premium reserve", a premium deficiency reserve is recognized by recording an additional liability for the deficiency, with a corresponding charge to operations.
72	Priority	The retention of the primary company in a reinsurance agreement.
73	Product Liability Insurance	Insurance covering the liability of the manufacturer or supplier of goods for damage caused by their products.
74	Professional Indemnity Insurance	Liability insurance cover which protects professional specialists such as physicians, architects, engineers, lawyers, accountants and others against third-party claims arising from activities in their professional field.
75	Profit Commission (P.C.)	A commission feature whereby the cedent is allowed a commission based on the profitability of the reinsurance contract after an allowance for the reinsurer's expense and profit margin.
76	Property Insurance	Collective term for fire and business interruption insurance as well as burglary, fidelity guarantee and allied lines.
77	Pro Rata Reinsurance (also known as Proportional Reinsurance)	A generic term describing all forms of quota share and surplus reinsurance in which the reinsurer shares a pro rata portion of the losses and premiums of the ceding company.
78	Quota Share Reinsurance	A form of pro rata reinsurance (or proportional reinsurance) indemnifying the ceding company for an established percentage of loss on each risk covered in the contract in consideration of the same percentage of the premium paid to the ceding company.
79	Rate	The percent or factor applied to the ceding company's subject premium that results in the reinsurance premium for excess of loss reinsurance.
80	Rate On Line (ROL)	A percentage derived by dividing reinsurance premium by reinsurance limit; the inverse is known as the payback or amortization period.
81	Rating/Pricing	There are two basic approaches for pricing of reinsurance contracts: exposure rating and experience rating. Both methods can be used as separate rating approaches or may be weighted together to calculate the expected loss for a contract that is then used as the basis for pricing the reinsurance.
82	Reinstatement Clause	A provision in a reinsurance contract stating that, when the amount of reinsurance coverage provided under a contract is reduced by the payment of loss as the result of one occurrence, the reinsurance coverage amount is automatically reinstated for the next occurrence, sometimes subject to the payment of a specified reinstatement premium.

83	Reinstatement Premium	An additional reinsurance premium that may be charged for reinstating the amount of reinsurance coverage reduced as the result of a reinsurance loss payment under a reinsurance contract.
84	Reinsurance	The transaction whereby the assuming insurer ("reinsurer"), in consideration of premium paid, agrees to indemnify another insurer ("ceding company") against all or part of the loss which the latter may sustain under a specific policy or group of policies which it has issued.
85	Reinsurance ceded/accepted	An insurance risk that is transferred by the ceding company to reinsurer for sharing premiums and claims as per agreed terms and conditions is considered as reinsurance accepted by the reinsurer and reinsurance ceded by the ceding company.
86	Reinsured	See Cedent.
87	Reinsurer	The insurer that assumes all or a part of the insurance or reinsurance risk written by another insurer.
88	Reserves	Amount required to be carried as a liability in the financial statements of an insurer or reinsurer to provide for future commitments under outstanding policies and contracts.
89	Retention	The amount of risk the ceding company keeps for its own account or the account of others.
90	Retrocede	The action of a reinsurer of reinsuring another reinsurer for its liability assumed under one or more reinsurance contracts with primary insurance companies or with other reinsurers.
91	Retrocedent	A reinsurer who reinsures all or part of its assumed reinsurance with another reinsurer.
92	Retrocession	A reinsurance transaction whereby a reinsurer, known as a retrocedent, cedes all or part of the reinsurance risk it has assumed to another reinsurer, known as a retrocessionaire.
93	Retrocessionaire	A reinsurer who assumes reinsurance from another reinsurer.
94	Return on equity (ROE)	Net income as a percentage of time-weighted shareholders' equity.
95	Risk	Condition in which there is a possibility of injury or loss; also used by insurance practitioners to indicate the property insured or the peril insured against.
96	Risk management	Management tool for the comprehensive identification and assessment of risks based on knowledge and experience in the respective fields.
97	Run-Off	A termination provision of a reinsurance contract that stipulates that the reinsurer remains liable for loss as a result of occurrences taking place after the date of termination for reinsured policies in force at the date of termination until their expiration or for a specified time period.
98	Sliding Scale Commission	A commission adjustment on earned premiums whereby the actual commission varies inversely with the loss ratio, subject to a maximum and minimum.
99	Solvency Ratio	This is a regulatory measure of capital adequacy, calculated by dividing available solvency margin by required solvency margin, each as calculated in accordance with the guidelines of the IRDAI on a standalone restated basis. The IRDAI has set a minimum solvency ratio of 1.50.

100	Stop-loss reinsurance	Form of reinsurance that protects the ceding insurer against an aggregate amount of claims over a period, in excess of either a stated amount or a specified percentage of estimated benefit costs.
101	Subrogation	The assignment of a contractual right of an insured or reinsured by terms of the policy or a contract or by law, after payment of a loss, of the rights of the insured to recover the amount of the loss from one legally liable for it.
102	Surplus Reinsurance (also known as Surplus Share Reinsurance or Variable Quota Share Reinsurance)	A form of pro rata reinsurance under which the ceding company cedes that portion of its liability on a given risk which is greater than the portion of risk the cedent retains (i.e., net line), and the premiums and losses are shared in the same proportion as the ceded amount bears to the total limit insured on each risk.
103	Syndicate	Lloyd's Syndicate refers to an entity composed of corporate and/or individual members formed for the purpose of underwriting insurance and/or reinsurance at Lloyd's, London.
104	Treaty	A reinsurance contract under which the reinsured company agrees to cede and the reinsurer agrees to assume a portfolio of risks of a particular class or classes of business.
105	Ultimate Net Loss (UNL)	The loss amount, including covered Loss Adjustment Expenses (LAE), against which the retention and the reinsurance limits apply.
106	Unearned Premium Reserve (UPR)	Unearned premiums are the sum of all the premiums representing the unexpired portions of the policies or reinsurance agreements which the insurer or reinsurer has on its books as of a certain date.
107	Underwriting Capacity	The maximum amount of money an insurer or reinsurer is willing to risk in a single loss event on a single risk or in the aggregate on all risks in a given period.
108	Working Cover	A contract covering an amount of excess reinsurance in which frequency of loss is anticipated, usually attaching over a relatively low retention and usually providing a relative low limit of reinsurance coverage per loss or risk.



आपत्काले रक्षिष्यामि

GIC Re

General Insurance Corporation of India

भारतीय साधारण बीमा निगम

Global Reinsurance Solutions

"Suraksha", 170, Jamshedji Tata Road, Churchgate, Mumbai 400020, India.

Telephone (Board): +91 22 2286 7000 Email: info@gicofindia.com

visit us at www.gicofindia.in

CIN : L67200MH1972GOI016133 & IRDAI Registration No: 112