



HARSHDEEP

Date: 21st May, 2026

To,
The Manager,
BSE SME Platform
Department of Corporate Services
25th Floor, P.J. Towers, Dalal Street
Fort, Mumbai - 400 001

BSE Scrip Code: 544105

Subject: Disclosure under Regulation 30 of SEBI (Listing Obligations and Disclosure Requirements) Regulations, 2015 – Investor Presentation

Pursuant to Regulation 30 of the SEBI (Listing Obligations and Disclosure Requirements) Regulations, 2015 (“Listing Regulations”), we are enclosing herewith the Investor Presentation of Business performance of Company for your reference.

Thanking You,

Yours faithfully,
For HARSHDEEP HORTICO LIMITED

HITESH CHUNILAL SHAH
MANAGING DIRECTOR
DIN -09843633

HARSHDEEP HORTICO LIMITED

CIN : L26994MH2022PLC396421
Redg. Office: Building No. 01, Gala NO. 1 to 4 (Part),
Shree Sai Logistics, Survey No. 18/2 P, 17/2A, 17/2 A, 17/B Part,
Village Elkunde, Bhiwandi Thane - 421302, Maharashtra
Mob : 7506334491/94 Email : info@harshdeepindia.com



HARSHDEEP
Believe in Quality

**25 YEARS OF
EXCELLENCE IN
GREEN LIVING
SOLUTIONS**





INDIA'S LEADING MANUFACTURER OF PREMIUM PLANTERS

Crafted for every space and style, from modern minimalism to earthy luxury. Discover 500+ unique designs trusted by architects, landscapers, and design connoisseurs nationwide.

A LEGACY BUILT ON SCALE AND TRUST

For over 25 years, we've built more than planters; we've built relationships, reliability, and recognition. Our commitment to precision, quality, and sustainability continues to shape India's green design landscape.



150+
EMPLOYEE
BASE

500+
UNIQUE
DESIGNS

27+
STATES
PAN-INDIA
PRESENCE

3
FACTORIES

7
SHOWROOMS



With advanced manufacturing units and ready stock availability, we ensure seamless supply for residential, commercial, and landscape projects across India.

**DESIGNED FOR SCALE.
BUILT FOR SPEED.**

29

INJECTION
MOULDING
MACHINES

3

ROBOTIC ARM
SINGLE MANDLE
ARMS

3

AGRO SHED
MACHINES

1

BLOW
EXTRUSION
MACHINE

9

ROTO
MACHINES

**ROTOMOULDED SERIES
CRAFTED FOR
THE GREAT
OUTDOORS**

WEATHER
RESISTANT
AND
DURABLE

LIGHTWEIGHT
AND EASY TO
MOVE

ELEGANT
DESIGNS
FOR EVERY
SPACE

SUSTAINABLE,
LONG-LASTING
QUALITY



**VINTAGE COLLECTION
WHERE TIMELESS
DESIGN MEETS
THE SOUL OF
NATURE.**

PREMIUM,
WEATHER
RESISTANT
MATERIALS

LIGHTWEIGHT,
ULTRA
RESILIENT

VINTAGE
INSPIRED
MASTERY

TIMELESS
DESIGN
APPEAL

**INDOOR SERIES
STATEMENT
PIECES FOR
STYLISH SPACES**



ART-INSPIRED
PLANTER
DESIGNS

ENHANCES
MODERN
INTERIORS

BLENDS
BEAUTY WITH
FUNCTION

PLANT
FRIENDLY
PLANTERS

SUSTAINABLE BY DESIGN



ECO-FRIENDLY
RECYCLABLE
MATERIAL

CRAFTED
FOR GREEN
LIVING



LIGHTWEIGHT
AND
DURABLE

EARTHY,
MODERN
TEXTURES



BUILT STRONG FOR GARDENS THAT THRIVE

ECO-FRIENDLY
RECYCLABLE
MATERIAL

CRAFTED
FOR GREEN
LIVING

LIGHTWEIGHT
AND
DURABLE

EARTHY,
MODERN
TEXTURES



with love by Harshdeep
muebles

ERGONOMIC
COMFORT
AND SUPPORT

ALL-WEATHER
RESISTANT
BUILD

NON-FADING
EARTHY
FINISHES

CRAFTED FOR
LASTING
ELEGANCE

**ENDURING COMFORT,
CRAFTED FOR
OUTDOORS**



**INDIA'S FIRST
ROTOMOULDED FOUNTAINS
FOR INDOORS & OUTDOORS**



UV & WEATHER
RESISTANT

LIGHTWEIGHT
YET DURABLE

NON-FADING
EARTHY
FINISHES

CRAFTED FOR
MODERN
SPACES



SMART PROTECTION FOR GREEN GROWTH

OPTIMIZED
LIGHT AND
VENTILATION

PROMOTES
HEALTHY PLANT
GROWTH

DURABLE
AND EASY
TO INSTALL

UV-STABILIZED,
WEATHER-RESISTANT
FABRIC





**WHERE
WATER MEETS
ART**



ELEGANT,
SCULPTURAL
DESIGNS

ALL-WEATHER
DURABLE
CONSTRUCTION

NON-FADING
EARTHY
FINISHES

IDEAL FOR
LANDSCAPES
AND PATIOS



MANGALORE AIRPORT



JAIPUR AIRPORT

OUR CLIENTS & SIGNATURE PROJECTS



RAJAHMUNDRY AIRPORT



MUMBAI AIRPORT

ALL INDIA PRESENCE

3
MANUFACTURING FACILITIES

- BHIWANDI
- PUNE
- DELHI

13
MAJOR DISTRIBUTORS

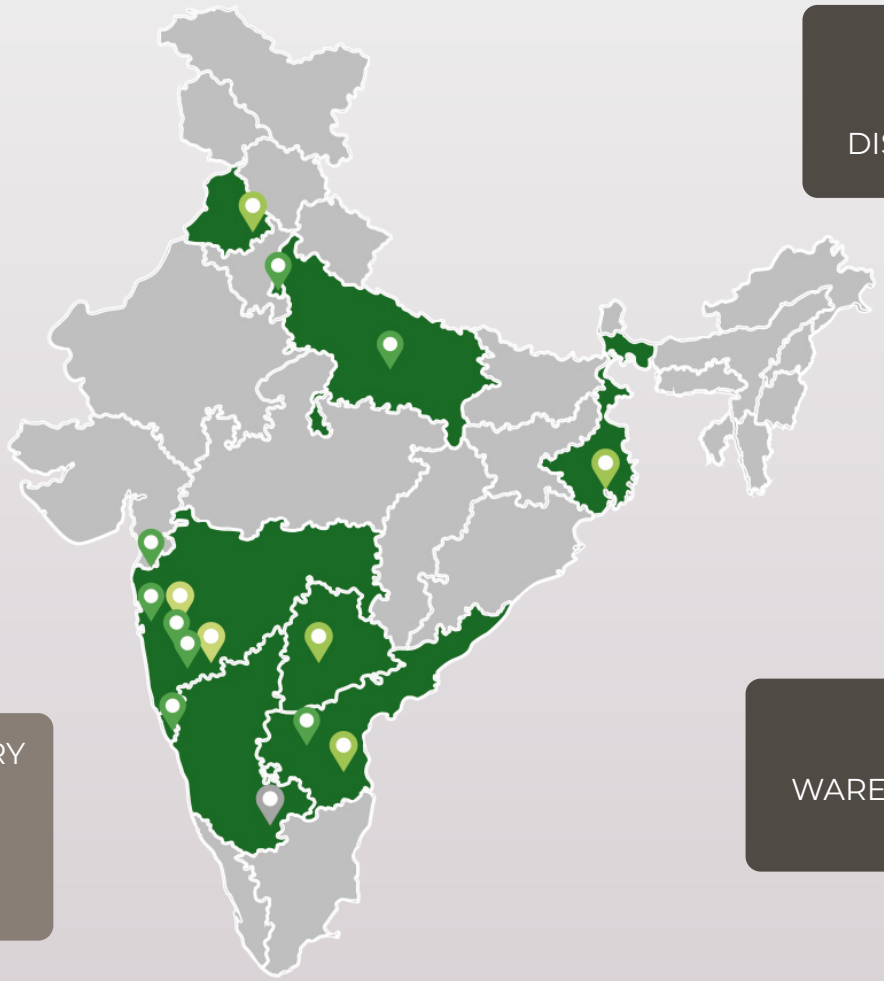
- KOLKATA
- HYDERABAD
- CHANDIGARH
- VISHAKHAPATNAM
- PATNA
- KOLHAPUR
- AURANGABAD
- JAIPUR
- VISAKHAPATNAM
- HISAR
- NCR
- KOLKATA
- MUMBAI

7
SHOWROOMS

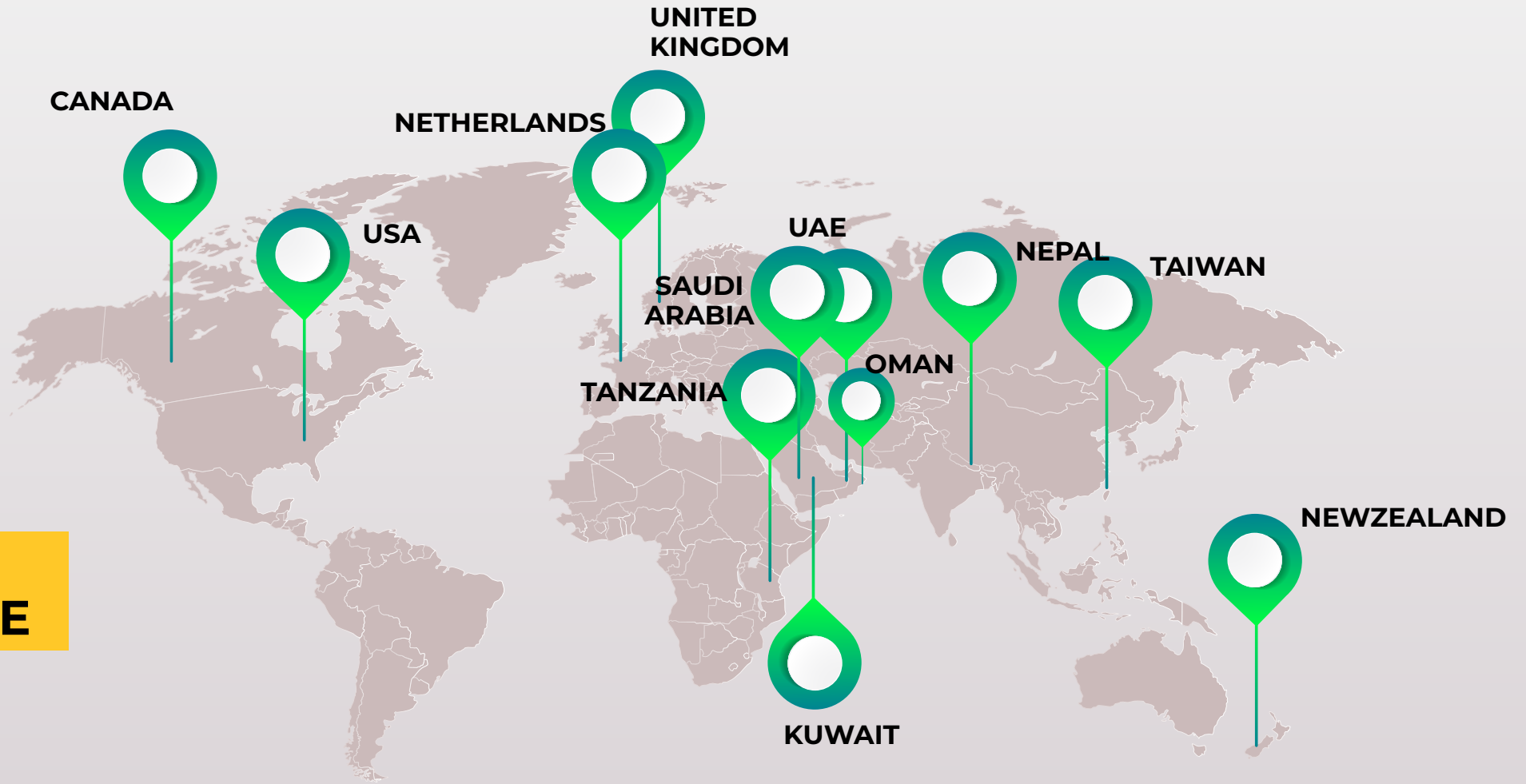
- RAJAHMUNDRY
- AHMEDABAD
- MUMBAI
- 2 PUNE
- KOLHAPUR
- DELHI

2
WAREHOUSES

- BHIWANDI
- BANGALORE

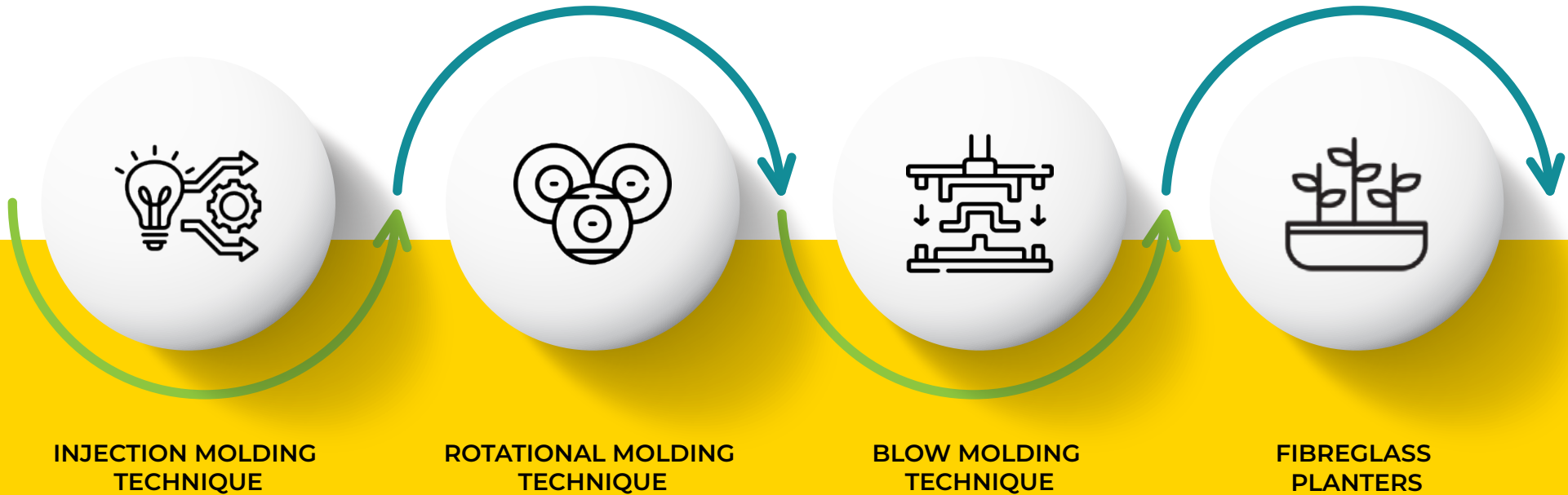


**EXPORTS
WORLDWIDE**



INNOVATIVE MANUFACTURING PROCESSES FOR GARDENING SOLUTIONS

OPERATIONS & MANUFACTURING PROCESS



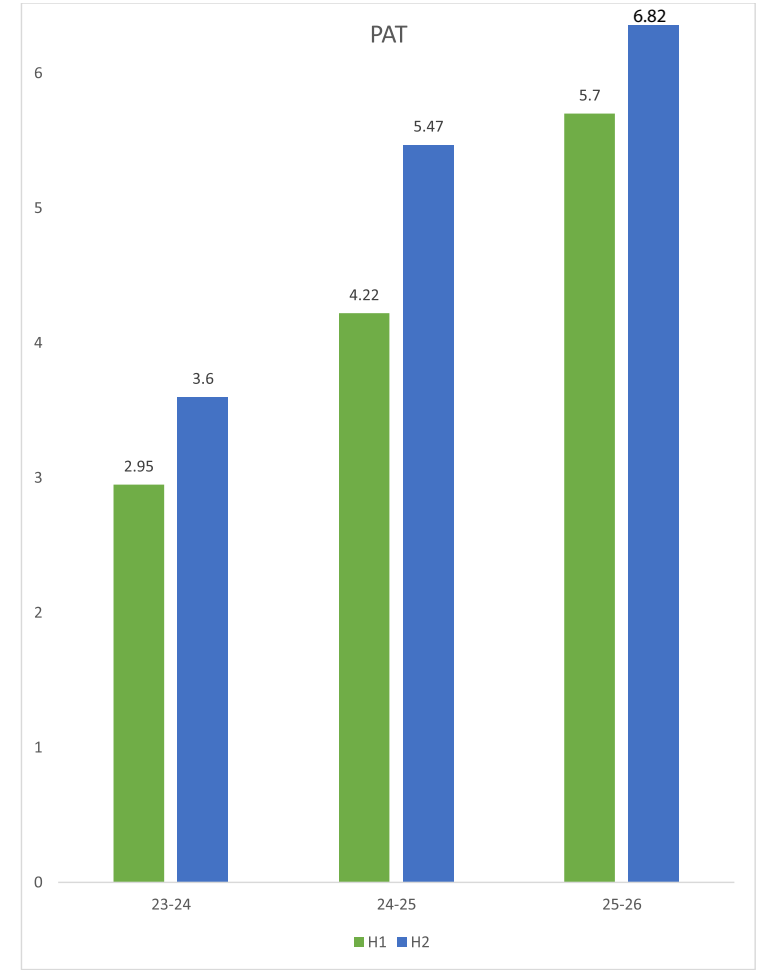
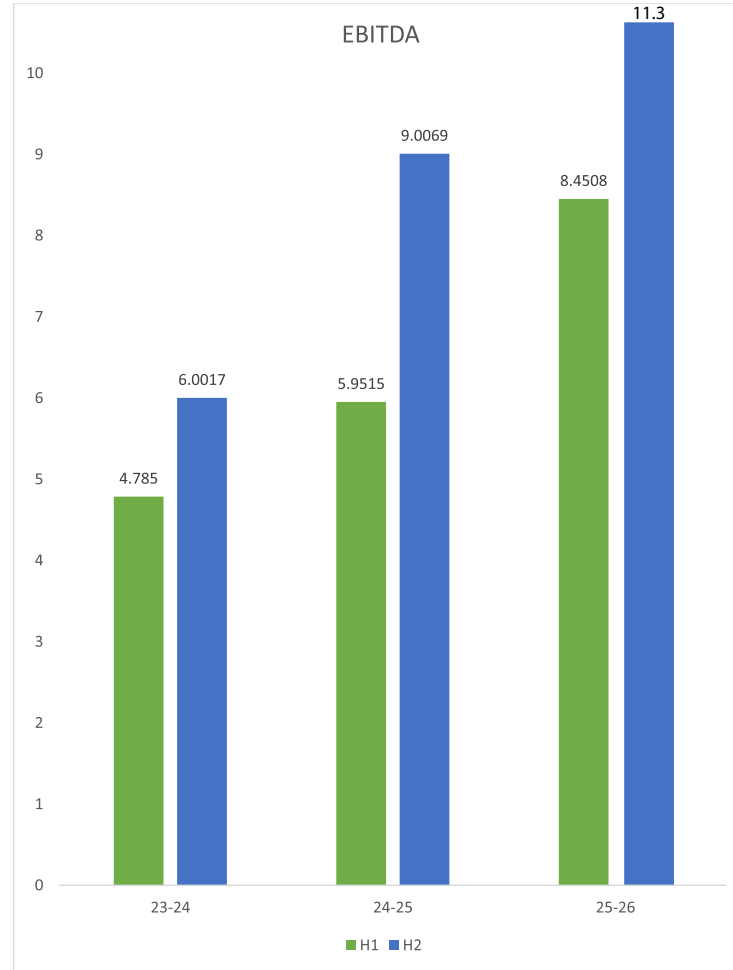
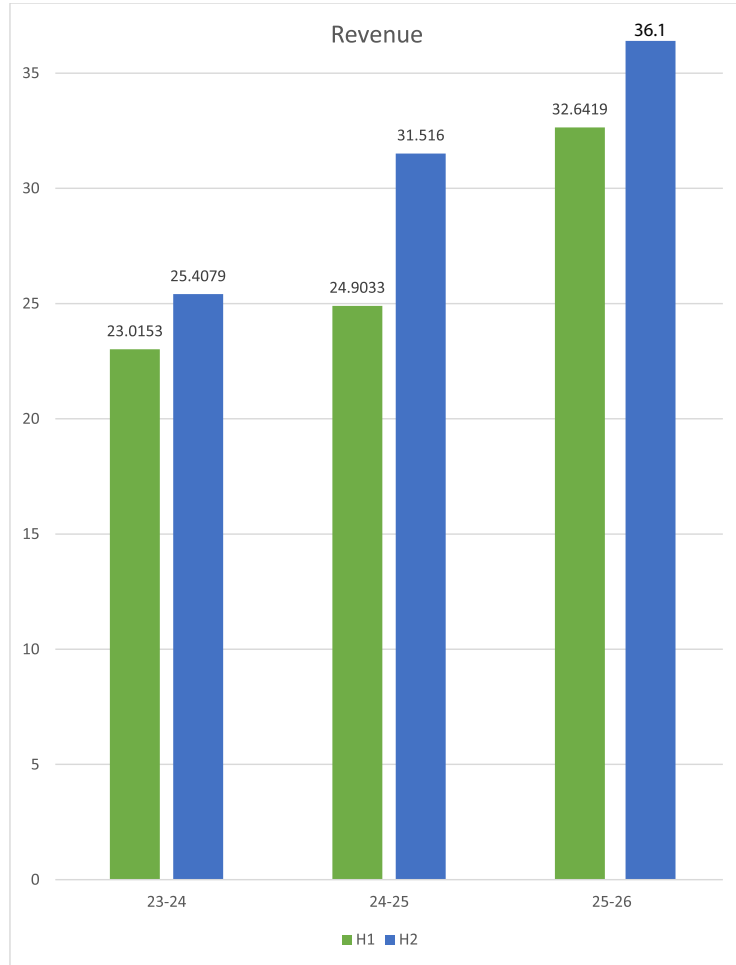
EXTENDED PRODUCT LIFECYCLE: THROUGH INNOVATION & FIRST-MOVER ADVANTAGE

DRIVEN BY IN - HOUSE R&D & FIRST MOVER ADVANTAGE



AUDIENCE	INNOVATORS	EARLY ADOPTER	EVERY MAJORITY	LATE MAJORITY	LAGGARD
MARKET	SMALL	EXPANDING	HIGH	PEAKED	STABLE
PRICE	VERY HIGH	HIGH	HIGH	MEDIUM	MEDIUM
SALES	LOW	EXPANDING	HIGH	FLATTENING	STEADY STATE
COMPETITION	LOW	INCREASING	MODERATE	HIGH	MODERATE
BUSINESS FOCUS	AWARENESS	GROWTH	MARKET SHARE	CUSTOMER RETENTION	R&D

KEY FINANCIALS HIGHLIGHTS



PROFIT AND LOSS STATEMENT

Particulars	Mar 31 2026	Sept 30'2025	March 31, 2025	Sep 30, 2024	March 31, 2024	Sep 30, 2023
	Audited	Unaudited	Audited	Unaudited	Audited	Unaudited
1 Income						
(a) Revenue from operations	3606.71	3,264.19	3,145.23	2,481.53	2,527.49	2,297.30
(b) Other income	3.56	-	6.37	8.80	13.30	4.23
Total Income	3610.27	3,264.19	3,151.60	2,490.33	2,540.79	2,301.53
2 Expenses						
(a) Cost of Material Consumed	2647.24	2,516.34	2,179.44	1,990.44	856.63	1,097.41
(b) Changes in inventories of finished goods, work-inprogress and stock-in-trade	-822.66	-713.14	-548.21	-579.61	-	-
(c) Employee benefits expense	302.91	272.83	252.90	221.60	221.31	186.30
(c) Finance cost	22.59	10.57	-	-	42.48	15.55
(e) Depreciation and Amortization	193.98	146.38	269.96	85.09	77.62	71.28
(f) Other Expenses	349.99	343.08	366.78	262.75	862.68	539.32
Total Expenses	2694.05	2,576.06	2,520.87	1,980.27	2,060.72	1,909.86
3 Profit / (Loss) before Exceptional items and tax (1-2)	916.22	688.13	630.73	510.06	480.07	391.67
4 Exceptional items	-	-	-	-	-	-
5 Profit before extraordinary items and tax (3+4)	916.22	688.13	630.73	510.06	480.07	391.67
6 Extraordinary Items	-	-	-	-	-	-
7 Profit / (Loss) before tax (5+6)	916.22	688.13	630.73	510.06	480.07	391.67
8 Tax expense:						
Current tax expense	173.50	120.76	108.24	87.53	121.77	97.92
Excess / Short Provision of Income Tax	47.48	-	-	-	-	-
Deferred Tax	13.26	-2.81	-25.02	-	-1.63	-1.33
Total Tax expenses	234.24	117.95	83.22	87.53	120.14	96.59
9 Profit / (Loss) from continuing operations (7+8)	681.98	570.18	547.51	422.53	359.93	295.08
10 Earnings per share (of Rs.10/- each):						
(a) Basic	4.24	3.54	3.40	2.63	2.24	423.25
(b) Diluted	4.24	3.54	3.40	2.63	2.24	423.25

BALANCE SHEET

Particulars		As at Mar 31, 2026	As At Mar 31, 2025	As At Mar 31, 2024
A	EQUITY AND LIABILITIES			
1	Shareholders' funds			
	(a) Share Capital	1,609.41	1,609.41	1,609.41
	(b) Reserves and Surplus	4,384.72	3,132.60	2,103.08
		5,994.13	4,742.01	3,712.49
2	Non Current liabilities			
	(a) Long Term Borrowing	193.01	-	-
	(b) Other Long Term Liabilities	-	-	-
	(c) Long Term Provisions	30.51	18.12	6.60
		223.52	18.12	6.60
3	Current liabilities			
	(a) Trade Payables			
	(i) Dues of micro and small enterprises	298.73	-	-
	(ii) Dues of Other than micro and small enterprises	344.71	376.75	391.29
	(b) Other Current Liabilities	784.84	275.15	165.20
	(c) Short Term Provisions	254.24	62.50	54.21
	(d) Short Term Borrowings	192.48	-	-
		1,875.00	714.40	610.70
	TOTAL EQUITY AND LIABILITIES	8,092.65	5,474.53	4,329.79
B	ASSETS			
1	Non Current assets			
	(a) Property Plant and Equipment			
	(i) Property Plant and Equipment	1,738.02	1,236.40	1,062.30
	(ii) Intangible Assets	0	-	-
	(iii) Capital Work In Progress	0	-	-
	(iv) Intangible Assets under Development	0	-	-
	(b) Long Term Loans & Advances	139.38	141.05	125.19
	(c) Deferred Tax	17.53	27.98	2.96
		1,894.93	1,405.43	1,190.45
2	Current assets			
	(a) Inventories	3,821.12	2,356.07	1,200.43
	(b) Cash and Cash Equivalents	96.66	220.92	174.82
	(c) Trade Receivables	1,994.32	1,315.97	1,101.91
	(e) Short Term Loans and Advances	6.62	7.50	-
	(f) Other Current Assets	279.00	168.64	662.18
		6,197.72	4,069.10	3,139.34
	TOTAL ASSETS	8,092.65	5,474.53	4,329.79

EVALUATING HARSHDEEP'S POSITION: A COMPREHENSIVE SWOT ANALYSIS



DRIVING GROWTH THROUGH EXPANSION AND ADVANCED OPERATIONS



EXPANSION OF MANUFACTURING CAPABILITIES AT PUNE PLANT

The Company Has Recently Augmented Its Manufacturing Infrastructure By Adding 12,000 Sq. Ft. Of Space To Its Pune Facility, Increasing The Total Operational Area To Over 50,000 Sq. Ft. This Expansion Will Support The Production Of A New Product Line, Shade Nets, With An Impressive Annual Capacity Of 3,50,000 Kgs.

DIVERSIFICATION IN NEW PRODUCT SEGMENTS

As part of its strategic growth initiatives, the company has broadened its product portfolio by venturing into the manufacturing of shade nets, addressing growing market demand with innovative solutions.

SUSTAINABLE OPERATIONS WITH SOLAR ENERGY

By utilizing solar panels, we reduce reliance on conventional energy, lower our carbon footprint, and promote eco-friendly practices.

ADVANCING MANUFACTURING WITH ROBOTICS

We utilize advanced robotics to enhance precision, speed, and consistency in production. This technology reduces human error, improves product quality, and boosts efficiency while lowering operational costs.

INVESTMENT RATIONALE: EXCELLENCE, GROWTH & FINANCIAL RESILIENCE



TWO-DECADE LEGACY OF EXCELLENCE IN GARDENING SOLUTIONS:

A leader in pots, planters, and garden furniture, and the only player in the organized sector. With 20+ years of expertise, the company delivers eco-friendly, innovative, and stylish horticultural solutions.

STRATEGIC PARTNERSHIPS:

The only company to secure prestigious orders from industry giants like Adani, Reliance, Tata, Lodha, Infosys, and Zepto, reflecting its expertise, quality commitment, and strong industry reputation.

EMPOWERING GROWTH IN THE HORTICULTURE ECOSYSTEM

Well Entrenched In The Horticulture Ecosystem.

FINANCIAL PERFORMANCE:

The company is completely debt-free. The company has demonstrated a strong financial trajectory with a 17.54% CAGR in revenue growth from FY22 to FY24, along with 39.18% growth in EBITDA and 62.60% growth in PAT over the same period.



HARSHDEEP

Believe in Quality

HARSHDEEP HORTICO LIMITED

Gala No. 1,2,3, & 4 Shree Sai Logistics,
Survey No.17/2/B & 18/2/D Village Elkunde,
Taluka Bhiwandi, Dist. Thane. Pin Code-421302

www.harshdeepindia.com