



KP Green Engineering Limited

(Formerly known as K P Buildcon Pvt. Ltd.)

A COMPANY TO SOLVE THE DIFFICULTIES



KPGE/INV/PPT/H2FY25/62

Date: May 14, 2025

BSE Limited

Phiroze Jeejeebhoy Towers,
Dalal Street,
Mumbai - 400001

Scrip Code: 544150

Sub.: Investor Presentation / Key highlights for the half year and year ended March 31, 2025

Dear Sir,

Apropos the captioned subject, please find attached herewith the Investor Presentation along with the key performance highlights for the half year and year ended March 31, 2025.

This is for your information and records.

Thanking You,

Yours faithfully,

**For KP Green Engineering Limited
(Formerly Known as K P Buildcon Private Limited)**

**Muinulhaque Iqbalhusen Kadva
Whole Time Director
DIN: 07661317**

Encl.: a/a



Registered Office :

'KP House', Near KP Circle, Opp. Ishwar Farm Junction BRTS, Canal Road, Bhatar, Surat – 395017, Gujarat, India.
Telephone No : 0261-2244757 | **Fax No. :** 0261-2234757 | **E-mail :** info@kpgroup.co

Factory Office :

146-147, Ekalbara Road, Dabhasa, Ta - Padra, Dist. - Vadodara - 391440, Gujarat, India.
Telephone No : 0266-2244112 | **E-mail :** sales.brd@kpgroup.co

CIN : L40100GJ2001PLC039763 | **Website :** www.kpgreenengineering.com | **BSE** **SME** Listed Company



KP Green Engineering Ltd.
(formerly known as K P Buildcon Pvt. Ltd.)

FY25 EARNINGS PRESENTATION

One Stop Solution for
Sustainable Renewable Energy Infrastructure

Highlights

Company Snapshot	03
Business Highlights	04
Market Expansion	05
Matar Progress Update	06
Financial Highlights (₹)	07
Financial Highlights (In \$ USD)	08
Income Statement Summary (Consolidated)	09
Balance Sheet Summary (Consolidated)	10
Cashflow Statement (Consolidated)	11

Growth Strategy

Growth Rationale	12
Adding Valuable Experience, Strategy & Skills	13

Management

Board of Directors	14
Key Personnel	15

Company Overview

Company Overview	16
One Stop Solution For Sustainable Renewable Energy Inf. And Heavy Engineering	17
Industries that we serve	18
Current Product Verticals	19
Proposed Product Verticals	20
Operational Facilities	21-23
Partial Operational Facility	24
We Are Committed To “Zero Accidents”	25
Market Statistics	26

About KP Group

KP Group Key Entities	27
About KP Group	28
Humanitarian Services – Driven by Passion, Not Obligation	29-31
Vision	32
Contact Us	33
Disclaimer	34

Company Snapshot

142,500 MT/PA

EXISTING MANUFACTURING
CAPACITY AS ON DATE

4 FACILITIES

DABHASA, POR AND KURAL
OPERATIONAL
MATAR PRODUCTION STARTED

~45 ACRES

NEW MATAR FACILITY

ASIA'S BIGGEST

HOT DIP GALVANIZING PLANT
(CAPACITY 90,000+ MT/PA) IS
UNDER CONSTRUCTION

4,00,500 MT/PA

TOTAL CAPACITY,
OPERATIONAL BY FY2026

24+ YEARS

EXPERIENCE IN DESIGNING AND
ENGINEERING SOLUTIONS TO
CLIENTS ALL OVER INDIA AND
ACROSS THE GLOBE

22 PRODUCTS

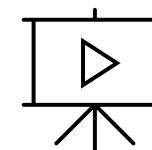
CATERING TO DIFFERENT SECTORS

807 Crore

ORDERBOOK IN HAND TILL FY 25

MoU

Signed with Madhya Pradesh
Government by KP Group



Matar Corporate Office and
Factory - Click here for
Matar Plant Update video



Business Highlights

4 Facilities



Operational –	1,42,500 MTPA
Trial Production –	1,68,000 MTPA
In Progress –	90, 000 MTPA
Total –	4,00,500 MPTA

CREDIT RATING (ICRA A- stable)



First rating from ICRA : A- stable
 Accredited to low leverage, robust interest coverage and strong order book

Great Place to Work Certified



Certified Great Place to Work, a testament to our work culture and inclusive work environment

Empanelled Vendor with PSUs



GETCO along with MAHATRANSCO, EIL, BSNL and others

ISO Certifications



ISO 45001-2018
 ISO 14001:2015
 ISO 9001:2015
 ISO 3834-2:2021

NEW ORDERS



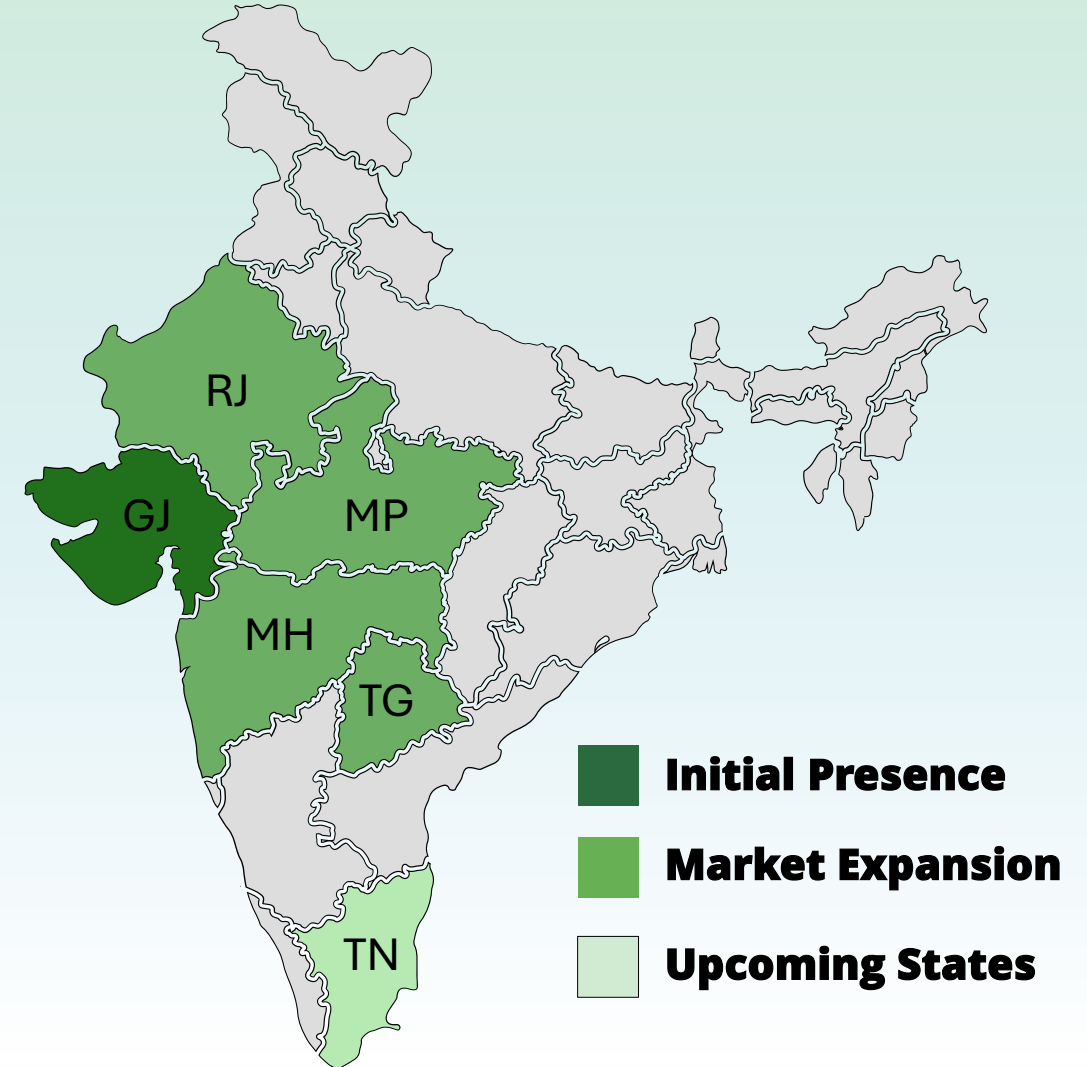
First exports to USA
 First ever order from Indian Railways
 New Product line- PEB orders

Market Expansion

International



Domestic



Matar Progress Update - 2,94,000 MT/PA



Operational Capacity:
36,000 MT/PA

Capacity under trial production
(Machinery installed):
1,68,000 MT/PA



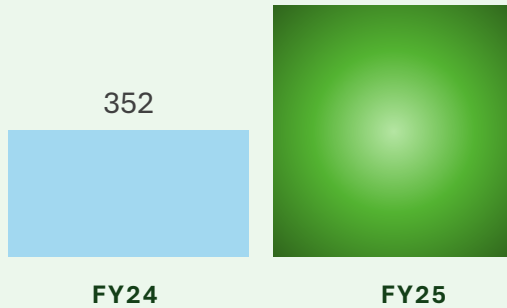
Capacity under final construction:
90,000 MT/PA

Asia's largest galvanising plant!

Financial Highlights (₹)

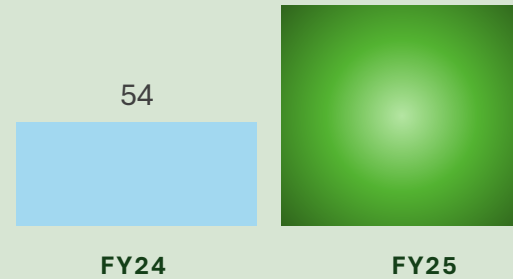
TOTAL INCOME (₹ IN CR)

+99% YoY
702



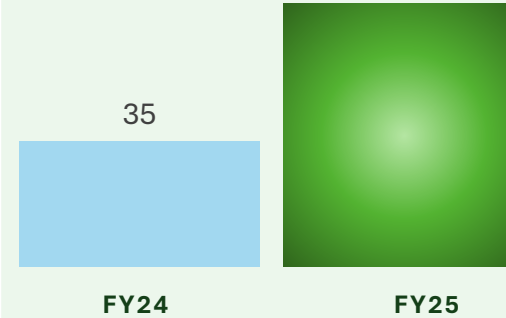
EBITDA (₹ IN CR)

+113% YoY
115



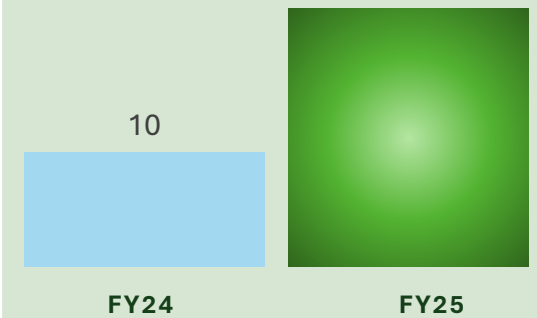
PAT (₹ IN CR)

+109% YoY
73



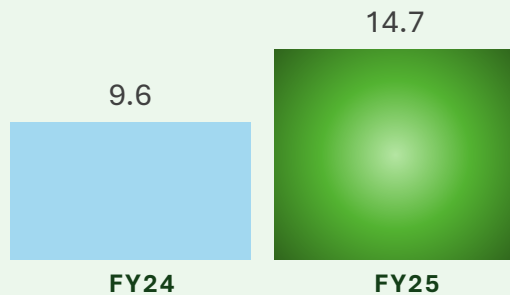
PAT MARGIN (%)

+50 bps
10.5



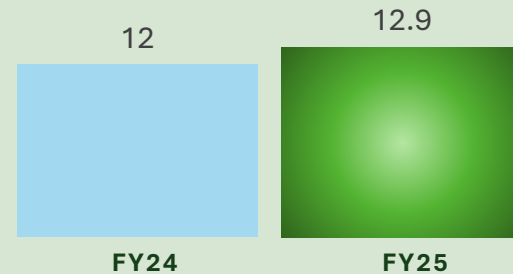
EPS (₹/Share)

+53% YoY
14.7



INTEREST COVERAGE RATIO (IN TIMES)

+90 bps
12.9

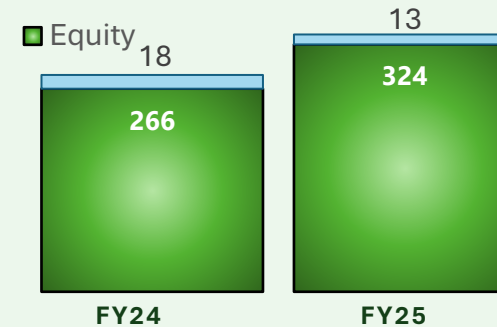


DEBT TO EQUITY (IN TIMES)

D/E 0.07 0.04

Debt


Equity



CURRENT RATIO (IN TIMES)

2.9

1.24



Financial Highlights (In \$ USD)

REVENUE **+99% YoY**

FY2025	\$82MM
FY2024	\$41MM

EBITDA **+113% YoY**

FY2025	\$13MM
FY2024	\$ 6MM

PAT **+109% YoY**

FY2025	\$8.6 MM
FY2024	\$4.1 MM

CASH PROFIT **+124% YoY**

FY2025	\$ 9.7 MM
FY2024	\$ 4.3 MM

NET WORTH **+22% YoY**

FY2025	\$38 MM
FY2024	\$31 MM

MARKET CAP

FY2025	\$267 MM
FY2024	\$282 MM

FY denotes Indian financial year, April 1st – March 31st

All figures are converted from INR to USD at a rate of 1 USD = INR 85.424, as taken on 31st March 2025

Income Statement Summary (Consolidated)

(₹ IN CR)

Particulars	FY25 (Audited)	FY24 (Audited)	YoY% change	H2FY25 (Audited)	H2FY24 (Audited)	YoY% change
REVENUE FROM OPERATIONS	695	349	99%	432	245	76%
TOTAL INCOME	702	352	99%	436	248	76%
TOTAL OPERATING EXPENSE	587	298	97%	365	212	72%
EBITDA	115	54	113%	72	36	100%
INTEREST COST	8.91	4.48	99%	3.85	2.53	52%
DEPRECIATION AND AMORTISATION	5.86	1.83	220%	3.47	0.96	260%
PROFIT BEFORE TAXES	100	47.4	110%	64.2	32.5	97%
PROFIT AFTER TAXES	73.5	35.1	109%	46.0	24.0	92%
EPS (₹)	14.7	9.6	53%	9.2	6.5	42%

↑ **99%**

FY25 Total Income
₹702 Crore as
compared to ₹352
Crore in FY24

↑ **109%**

FY25 PAT at ₹73.5
Crore as compared
to ₹35.1 Crore in
FY24

↑ **53%**

FY25 EPS at ₹14.7 as
compared to ₹9.6 in
FY24

Balance Sheet Summary (Consolidated)

(₹ IN CR)

Particulars	FY25 (Audited)	FY24 (Audited)
SHAREHOLDERS FUND	324	266
NON-CURRENT LIABILITIES : A + B	27	30
(A) Long Term Loans	13	18
(B) Other Liabilities	14	12
CURRENT LIABILITIES	383	126
TOTAL	734	422
FIXED ASSETS	219	41
OTHER NON-CURRENT ASSETS	39	15
CURRENT ASSETS	476	366
TOTAL	734	422

↑ 437%

FY25 - Fixed Assets
at ₹219 Crore as
compared to ₹41
Crore in FY24

Cashflow Sheet Summary (Consolidated)

(₹ IN CR)

Particulars	FY25 (Audited)	FY24 (Audited)
Cash Flow from Operating Activities	16	(42)
Cash Flow from Investing Activities (Major investment in fixed assets)	(197)	(13)
Cash Flow from Financing Activities	33	214
Net Increase / (Decrease) in Cash and Cash Equivalents	(148)	159
Cash and Cash Equivalents at the beginning of the year (includes IPO proceeds)	162	4
Cash and Cash Equivalents at the end of the year (post utilization in CAPEX)	14	162

Growth Rationale

01

Strong Leadership

Founded by Dr. Faruk G Patel, the company benefits from experienced leadership and a professional team with a solid track record in renewable energy and leverages KP Group's expertise in operations

02

Robust Execution Capabilities

With multiple manufacturing facilities in Vadodara, Gujarat , and the plans for expansion, KP Green Engineering showcases strong execution capabilities and growth potential with the adoption of state-of-the-art machinery together with the latest technology

03

Consistent Financial Growth

The company has shown consistent strong financial performance, with significant income growth and profit over the recent years.

04

Diversified Business Strategy

The company has been diversifying its product and service portfolio including new high-demand products across high growth sectors such as renewable energy and Infrastructure segments

Adding **Valuable Experience, Strategy & Skills**



Dr Alok Das joins as Group CEO: IIT-Kanpur alumnus, Ex-Suzlon & Reliance leader, Dr. Das brings 30-year renewable expertise in wind, solar, hybrid systems, green hydrogen.



KP Group partners with IIM Ahmedabad for Leadership Excellence Program to groom next-generation leaders through immersive executive sessions.

Board of Directors



Dr. Faruk G. Patel

CHAIRMAN AND
NON-EXECUTIVE DIRECTOR



Mr. Muinulhaque Kadva

WHOLE-TIME DIRECTOR



Mr. Hassan Faruk Patel

NON-EXECUTIVE DIRECTOR



Mr. Amit Khandelwal

NON-EXECUTIVE DIRECTOR



CA Ekta Sanghavi

INDEPENDENT DIRECTOR



Dr. Tejpal Singh Bisht

INDEPENDENT DIRECTOR
(EX-IPS)



Dr. Indu Gupta Rao

INDEPENDENT DIRECTOR



Mr. Satya Gopal

ADDITIONAL DIRECTOR
(INDEPENDENT)
(EX-IAS)

Key Personnel



Dr. Alok Das
GROUP CEO



Mr. Pravin Singh
CFO



Mr. Salim Yahoo
GROUP CFO



CA Ashfak Khan
CHIEF ACCOUNT OFFICER



Mr. Ashish Jaiswal
VP BUSINESS DEVELOPMENT



Mr. Sarfaraz Patel
PROJECT HEAD



CS Saurabh Sharma
COMPANY SECRETARY AND
COMPLIANCE OFFICER



Mr. Sirish Thakkar
VP BUSINESS DEVELOPMENT

Company Overview



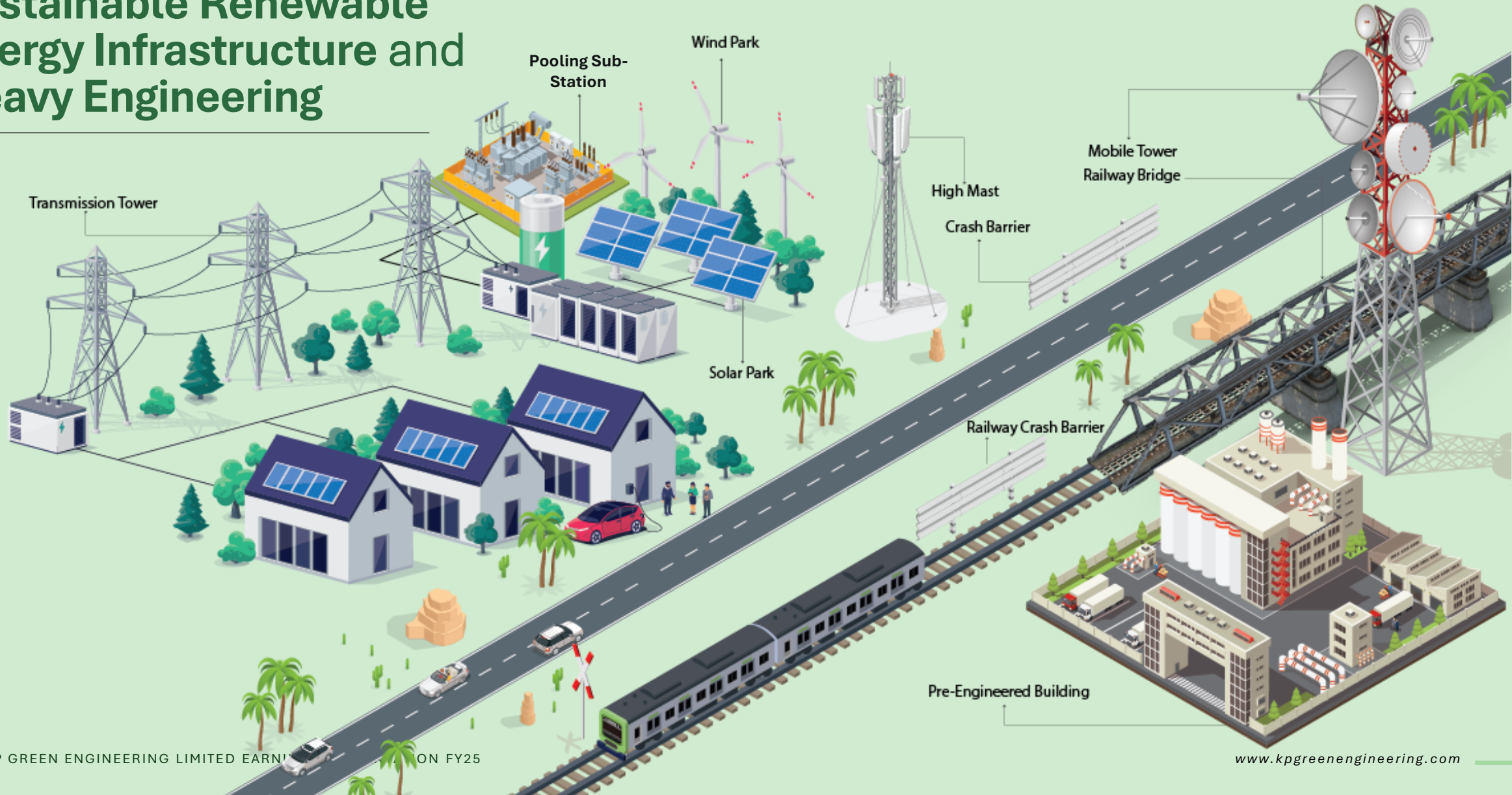
KP Green Engineering Limited (formerly K P Buildcon Pvt. Ltd.) stands as initial entity within the KP Group. Established in 2001 by Dr. Faruk G. Patel, over the years the company has spot opportunities in renewable energy as single-window solutions across sectors.

As a pioneer in integrated engineering and steel structure manufacturing, KP Green Engineering Limited offers a diverse array of solutions under one roof. The manufacturing facilities are highly automated with latest technology feature across all products. The company is installing Asia's largest hot dip galvanizing plant, high speed CNC machinery, laser and plasma machines for precision cutting, robotic welding applications and other state of the art technology

The company have achieved a substantial market presence across multiple sectors viz. renewable, power & transmission, telecommunications, railways, chemicals, roads, highways and infrastructure. The companies capabilities are in design, engineering & manufacturing supply along with & installation. The company's in-house core product engineering team is exploring new products such as offshore tubular towers, BESS solutions & Green Hydrogen storage.

Aligned with India's growth in renewable energy and infrastructure, the company's objective is to actively contribute to the nation's development by leveraging our advanced capabilities and industry expertise to drive sustainable progress.

One Stop Solution for Sustainable Renewable Energy Infrastructure and Heavy Engineering



Industries **that we serve**



Renewables



Power and Transmission



Telecommunication



Railways



Urban and Rural Infrastructure



Construction Infrastructure

Current **Product Verticals**



Module Mounting Structure (FF) –
Fixed Tilt and Solar Tracker Design



Windmill Lattice Tower



Cable Tray &
Earthing Material



Pooling Sub-Station
Development



Pre-Engineered Building



Transmission line tower



Metal beam crash barrier – highway & railway

Proposed **Product Verticals**

Expected this year



Asia's largest galvanising plant



Torque Tube Mill for Solar Tracker



Transmission Monopole



Heavy Engineering – Rail Overhead Bridge



Foot Over Bridge (FOB)



Railway and Highway bridge



High Mast & Lighting Pole



Fastner – Magni coating

Expected in future



Offshore Wind Tubular Tower



Green H2 backward integration

Operational **Facilities**

UNIT 1 DABHASA –

Area ~4 acres

Capacity – 53,000 MT/Annum

- Lattice Tower
- Sub Station Structure
- Isolator Structure
- Hot Dip Galvanizing



Operational Facilities

UNIT 2 KURAL –

Area ~4.5 acres

Capacity – 39,000 MT/Annum

- Solar MMS Structure
- Crash Barrier
- Cable Tray



Operational **Facilities**

UNIT 3 POR –

Area ~1.5 acres

Capacity – 14,500 MT/Annum

- Solar Columns / Piers for Tracker



PARTIAL OPERATIONAL Facility

UNIT 4 MATAR –

Area ~45 acres*

Capacity – 2,94,000 MT/Annum

**Includes future expansion*

- Asia's largest galvanizing plant
- Lattice Wind Towers
- Transmission Monopole
- Lighting Mast & High Mast
- Pre-Engineered Buildings
- Heavy Engineering
- Torque Tube Mill

Matar plant nearing Completion



Asia's Largest Galvanizing Plant



Production Started for PEB



Final Product Finishing



We are committed to **'Zero Accidents'**

Journey towards excellence in Safety & Health of employees



OH&S (Occupational Health and Safety) Management System

Standard Operating Procedures defined for high-risk jobs



Emergency Planning

Evacuation plans and regular drills



Process Safety

Developed Center of Excellence on standardized procedures

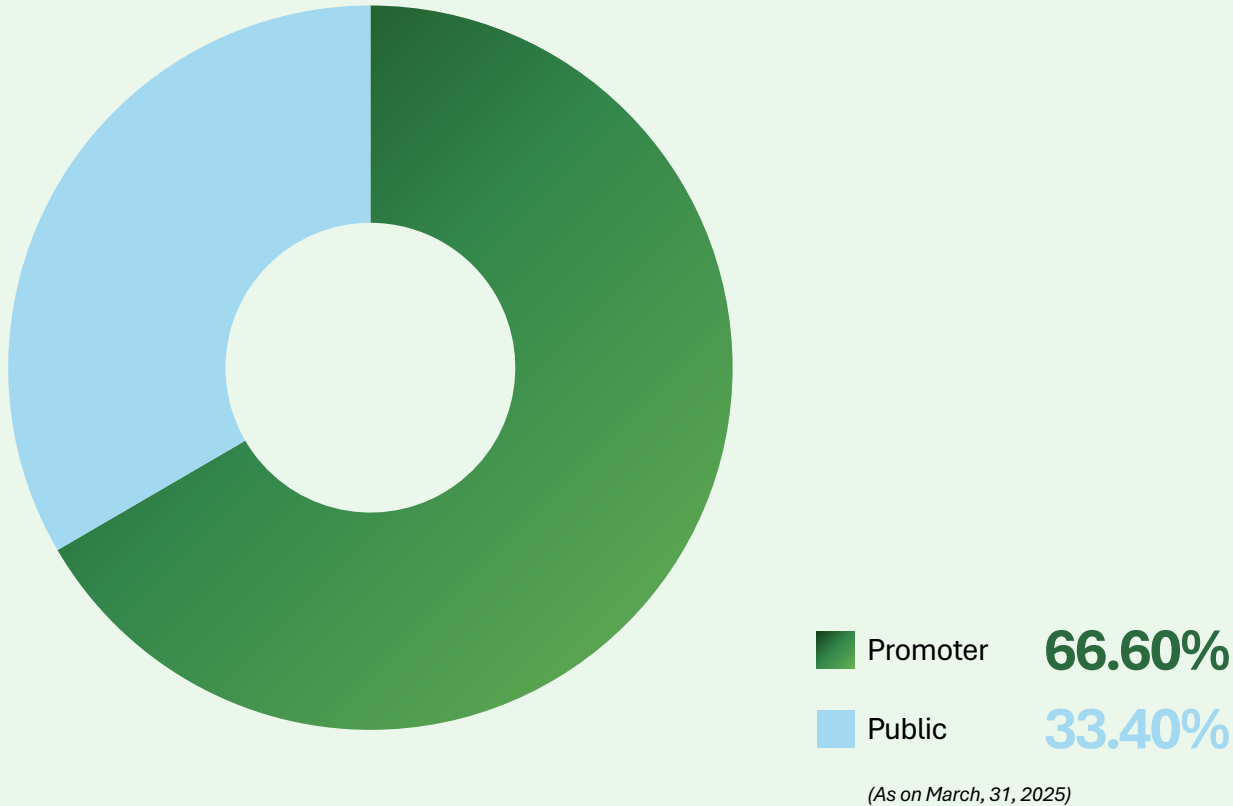


PPE (Personal Protective Equipment)

Mandatory adoption of PPE for all employees as well as visitors



SHAREHOLDING SUMMARY FOR KP GREEN ENGINEERING LIMITED



CURRENT MARKET PRICE
(As on May 13, 2025)

₹ 456.40

52 WEEK HIGH
(As on Nov 06, 2024)

₹ 768.85

MARKET CAPITALIZATION
(As on May 13, 2025)

₹ 2,282 Cr

SHARES OUTSTANDING

5 Cr

BSE SCRIP CODE

544150



Scan QR Code for more information on BSE
webpage of KP Green Engineering Ltd.

KP Green Engineering Limited

(Formerly known as K P Buildcon Pvt. Ltd.)

A COMPANY TO SOLVE THE DIFFICULTIES

BSE SME Listed Company

KPGEL manufactures, Solar & Wind lattice structures, PEB structures, crash barriers, transmission towers, solar trackers and many more. The company's upcoming plant at Matar will house Asia's largest kettle for galvanizing.

KP ENERGY LIMITED

NSE, BSE Listed Company

KPE is a leading provider of Balance of Plant (BOP) solutions. It specializes in the entire wind farm development value chain: conceptualization to commissioning



KPI Green Energy Limited

NSE, BSE Listed Company

KPI is a leading solar and hybrid power generation company, developing both EPC and IPP based power project segments

KPI GREEN HYDROGEN AND AMMONIA PRIVATE LIMITED

(Hydrogen & Ammonia Vertical of KP Group)

KPIGH provides Green Hydrogen Solution for a sustainable future.

About KP Group

KP Green Engineering is the manufacturing jewel of KP Group



One amongst the Leading Conglomerate in Renewable Energy Market

- The Group is one of the fast-growing companies in India by Turnover and Profits.
- The Group aims and is contributing to nation's renewable energy sector.



History of Wealth Creation of KP Group

- KP Energy: Listed on BSE SME in 2016, migrating to the Main Board by 2018,
- KPI Green Energy: Listed on BSE SME in 2019, advancing to BSE Main Board and NSE in 2021,
- KP Green Engineering: Flagship KP Green Engineering, founded 2001, listed on BSE SME in 2024.



Renewable Energy Portfolio Size

- 1.86+ GW Cumulative Green Energy installed.
- Ambitious Target of 10+ GW by Year 2030 at group level.
- Total CO2 emissions saved till date amounts to over 53 Lakh MT



First Generation Entrepreneur

- Dr. Faruk G Patel the driving force behind the success of KP Group since 1994.

EDUCATION



Renovated the historic 100+ Years old Qamar Free Library. 6 other libraries and computer labs developed for the benefit of students for competitive exams like UPSC/GPSC



Signed MoU with Sri Sri Rural Development Programme Trust (SSRDP) for building Skill Development Centers across Gujarat to promote renewable energy



Foundation Stone Laying Ceremony of the KP Center of Excellence, to educate underprivileged tribal students in Vyara



Adopted 8 schools (incl. 5 Government Schools), 2 private schools and 1 private college (Prabhu BCA College for disabled)

- Annual distribution of books & notebooks to adopted schools.
- 3 Anganwadis redeveloped in rural areas to promote education.
- Developed Hostels for students in Surat belonging to rural areas.

- 33+ Institutions Associated
- 13,000+ students directly/indirectly benefitted from sponsored scholarships
- MoU signed with various universities incl. SVNIT (under Unnat Bharat Abhiyan) to promote education in renewable energy.
- Promote empowerment through skill-based programs for women

ENVIRONMENT



KP Human encourages young generation by collaborating for planting trees in Bhavnagar district



KP Human organized a major tree plantation awareness and plants sowing drive across Surat.



Collaborated with the Forest Department to plant over 3,00,000 mangrove shrubs and trees along the coastal area of Surat



Under Swachh Bharat Abhiyan, Distributed Dustbins To Villagers in Bharuch District

- Planted over 500,000 trees including mangroves across Gujarat for environmental sustainability.
- Developed two Amrit Sarovars (Man made Ponds) in water scarce region of Saurashtra.

- Donated 1 tractor, 2 trailers & 1 Tempo to Tankaria village under Swachh Bharat Abhiyan

HEALTH



KP Group held blood donation camp at our Talaja Site



Donated 1 ambulance for ten villages.

- Helped Thalassemia affected Kids through blood donation drive
- Launched free Bhojan Seva at New Civil Hospital, Surat, serving meals to patients and relatives
- Partnered with Prashanti Charitable Trust to support cataract surgeries annually through Sathya Sai Seva Samiti
- Empowering deaf-mute individuals with financial aid annually.
- KP Human donates BiPAP machines and oxygen concentrators regularly.

HELPING HANDS



Hon. CM of Gujarat & KP Group CMD laid the foundation stone of World's first old-age home for physically challenged. 80% work of 1st Phase already completed.



Community service by serving meals at the daily langar

- Provides nutritious meals to inmates during the sacred months of Shravan and Ramadan.
- Hosts multiple celebratory banquets for differently-abled students and senior citizens.
- Purchased all prisoner-created paintings to channel proceeds toward inmate welfare.
- Supplies BiPAP machines to elder-care homes.
- Contributed helmets to the Surat Traffic Police's free-distribution drive.
- Delivered relief meals to flood-stricken communities in Dwarka

Humanitarian Services – Driven by Passion, Not Obligation

SPORTS & CULTURE



KP Group proudly participated in a Guinness World Records event, showcasing its commitment to excellence and large-scale impact initiatives in sports promotion.

KP Group sponsors a multi-record-holding athlete, funds state-level powerlifting and other championships, and advances Kudo through tournament support—efforts that have earned notable public recognition.

OTHERS



Dr. Faruk G. Patel blesses couples in mass wedding ceremony with gold



Distributed sweaters to students at adopted Surat Municipal Schools



Sponsored the visit of specially-abled children and their mothers to Mecca and Medina



Sponsored the Haridwar visit of 91 Divyang children of Disabled Welfare Trust of India, Surat, along with their caretakers

AWARDS & RECOGNITIONS



Received the “Mahatma Award India 2024” for Social Good and Impact.




KP Human Development Foundation proudly awarded as Company of the Year: CSR Commitment



- Hosted the “Tiranga Samman Yatra,”
- Constructed and inaugurated the new Kora Police outpost.
- Boosted the city’s CCTV-surveillance campaign by supplying public-awareness signboards.
- Provided umbrellas and crowd-control barricades to the Traffic Police.

Vision

Powering INDIA
by the power of Nature



Mission

Accelerate the adoption of renewable technology across India to conserve Our environment and provide an environment friendly and sustainable source of energy through economical and sustainable solar renewable energy generating models for our customers and thereby transit them from fossil fuel energy to renewable energy

Values

- Ethical
- Equal Opportunity to all
- Respect for the individual
- Transparent
- Respect for Diversity
- Environmentalism

Contact Us

KP Green
Engineering
Limited

Investor Relations

Investor Enquiries

compliance@kpgroup.co



Disclaimer

No representation or warranty, express or implied, is made as to, and no reliance should be placed on, the fairness, accuracy, completeness or correctness of the information or opinions contained in this presentation. Such information and opinions are in all events not current after the date of this presentation. Certain statements made in this presentation may not be based on historical information or facts and may be “forward looking statements” based on the currently held beliefs and assumptions of the management of KP Green Engineering Limited (Formerly known as K P Buildcon Private Limited), which are expressed in good faith and in their opinion reasonable, including those relating to the Company’s general business plans and strategy, its future financial condition and growth prospects and future developments in its industry and its competitive and regulatory environment. Forward-looking statements involve known and unknown risks, uncertainties and other factors, which may cause the actual results, financial condition, performance or achievements of the Company or industry results to differ materially from the results, financial condition, performance or achievements expressed or implied by such forward-looking statements, including future changes or developments in the Company’s business, its competitive environment and political, economic, legal and social conditions. Further, past performance is not necessarily indicative of future results. Given these risks, uncertainties and other factors, viewers of this presentation are cautioned not to place undue reliance on these forward- looking statements. The Company disclaims any obligation to update these forward-looking statements to reflect future events or developments. This presentation is for general information purposes only, without regard to any specific objectives, financial situations or informational needs of any particular person. This presentation does not constitute an offer or invitation to purchase or subscribe for any securities in any jurisdiction. No part of it should form the basis of or be relied upon in connection with any investment decision or any contract or commitment to purchase or subscribe for any securities. This presentation may not be copied or disseminated, in whole or in part, and in any manner.