



Z-TECH (INDIA) LIMITED

(Formerly known as "Z-TECH (INDIA) PRIVATE LIMITED")

CIN: U74899DL1994PLC062582

Regd. Office: Plot 140, Khasra No 249, Mangla Puri, Gadaipur, Delhi-110030

E-mail: cs@ztech-india.com, **Contact No:** 011-35017243

Website: www.z-techindia.com

To,

The Manager,
Listing Department
National Stock Exchange of India Limited
Exchange Plaza, Plot No. C/1, G Block,
Bandra-Kurla Complex, Bandra (E), Mumbai -400 051

NSE Symbol: ZTECH

Sub: Investor(s) Presentation

Dear Sirs/ Ma'am,

With reference to above captioned subject, please find attached Investor presentation. The Presentation will be uploaded on the Company's website at www.z-techindia.com.

Request you to kindly take the same on record.

Thanking you,


For Z-TECH (INDIA) LIMITED
Sanghamitra
Borgohain
Digitally signed by
Sanghamitra Borgohain
Date: 2025.06.02 10:12:49
+05'30'
NAME: SANGHAMITRA BORGOHAIN
DESIGNATION: MANAGING DIRECTOR
DIN: 08578955
DATE: 2nd June, 2025

Encl: As Above

 Creating a better tomorrow!



-Tech (INDIA) Limited



Disclaimer

This presentation has been prepared by Z-Tech (India) Limited (the “Company”) solely for information purposes and does not constitute any offer, recommendation or invitation to purchase or subscribe for any securities, and shall not form the basis or be relied on in connection with any contract or binding commitment what so ever. No offering of securities of the Company will be made except by means of a statutory offering document containing detailed information about the Company.

This Presentation has been prepared by the Company based on information and data which the Company considers reliable, but the Company makes no representation or warranty, express or implied, whatsoever, and no reliance shall be placed on, the truth, accuracy, completeness, fairness and reasonableness of the contents of this Presentation. This Presentation may not be all inclusive and may not contain all of the information that you may consider material. Any liability in respect of the contents of, or any omission from, this Presentation is expressly excluded.

Certain matters discussed in this Presentation may contain statements regarding the Company’s market opportunity and business prospects that are individually and collectively forward-looking statements. Such forward-looking statements are not guarantees of future performance and are subject to known and unknown risks, uncertainties and assumptions that are difficult to predict. These risks and uncertainties include, but are not limited to, the performance of the Indian economy and of the economies of various international markets, the performance of the industry in India and world-wide, competition, the company’s ability to successfully implement its strategy, the Company’s future levels of growth and expansion, technological implementation, changes and advancements, changes in revenue, income or cash flows, the Company’s market preferences and its exposure to market risks, as well as other risks. The Company’s actual results, levels of activity, performance or achievements could differ materially and adversely from results expressed in or implied by this Presentation. The Company assumes no obligation to update any forward-looking information contained in this Presentation. Any forward-looking statements and projections made by third parties included in this Presentation are not adopted by the Company and the Company is not responsible for such third party statements and projections.



Table of Contents



Company Overview



Industry Overview



Business Overview



Financial Highlights



Way Ahead



Company Overview



About Us



Pioneering Sustainable Infrastructure & Environmental Solutions



- Incorporated in 1994
- Headquartered in New Delhi
- 4 branches in Delhi, Lucknow, Mumbai and Kolkata

Business Segments



- Sustainable Creative Park Development
- Industrial Wastewater Management
- Geo Technical Specialized Solutions

Experienced Management Team



- Significant experience in Construction Industry
- Long term vision and proven ability to achieve long term goals for Company

Cutting-Edge R&D Infrastructure



- Dedicated lab for technology development and customization
- Tie-ups with analytical laboratories across India

Strong Pan India Presence



- Strong presence in more than 20 states across India

Journey So Far



- Founded in 1994 with their core focus on civil construction business, providing services related to designing, supplying and building retaining structures

- Expanded its footprint by venturing into realm of wastewater management through the adoption of GIEST technology

- Embarking on a new era through a shift in management and acquisition by new ownership

- Embraced a green vision by developing sustainable theme parks and installation of meaningful art from discarded scrap objects in parks

- Secured Major Contracts and Expansion Initiatives
- Expansion into 'Fast Forward' Sports Arenas and Pet Parks
- Awarded ₹20 Crore Waste-to-Art Park Project in Ahmedabad
- Secured ₹11 Crore World Park Project in Pimpri-Chinchwad
- Announced a private placement to raise ₹100 crore

- Listing of shares on NSE-Emerge
- Happiness park opened in Lucknow
- Evolution of Car and Dinosaur Park opened in Pimpri Chinchwad

Professional Management



**Ms. Sanghamitra
Borgohain**

Managing Director
20 years of Experience



Mr. Pradeep Sangwan

**Non-Executive
Non-Independent Director**
18 years of Experience



Mr. Anuj Kumar Poddar

Whole Time Director
25+ years of Experience



Mr. Steve A Pereira

Independent Director
23 years of Experience



Mr. Aditya Rungta

Independent Director
14 years of Experience



Mr. Sunil Ghorawat

**Chief Business
Officer 25+ years of
Experience**



Mr. Dilip Kohli

**Chief Financial
Officer 30+ years of
Experience**



Mr. Ashish Goel

**Company Secretary &
Compliance Officer**
14+ years of Experience



Key Strengths



Experienced Management

- Over 25 years of business experience
- Supported by team of professionals having knowledge of our various business functions

Strong Brand Value and Repeat Customer Orders

- Esteemed client base across Indian Theme Park Industry, Geotechnical Service Industry, Agro Chemicals and Specialty Chemicals Industry
- Most of our clients give us repeat orders and have been with us for last many years

Cutting-Edge R&D Infrastructure

- Equipped with state-of-the-art technology and tools, enabling innovative research and development activities

Efficient Business Model

- Proper identification of projects and cost optimization, result helps us to maximize efficiency
- Modern construction equipment ensures better control over execution and timely completion of projects

Strong Pan India Presence

- Strong presence across theme-based city parks, industrial wastewater management, and specialized geo technical solutions

Quality Assurance and Standards

- Provides top-notch solutions to customers through selection of materials, use of high-tech equipment, skilled labor, and adherence to the best construction practices



Company Snapshot



13+

Creative Parks
Developed



26+

Upcoming
Creative Parks



112+

Team Size



75+

Clients



51

Completed
Projects



48

Ongoing
Projects



164 Cr

Worth Total
Order Book



ISO 9001:2015

Certified



FY25

ROE – 11.81%
ROCE – 11.69%



FY25 (₹ In Crore)

Revenue – 94.40
EBITDA – 27.81
PAT – 20.18



Driving Force



Our Values

We believe **joy is for everyone**, that means cohesive success for all key stakeholders - people, shareholders, customers, and society!

Our Mission

To be a catalyst for positive change and enable our clients' to elevate people's lives through their engagement with environment and communities

Our Vision

To conceptualize, design and execute **innovative solutions to make outdoors great again** while assuring resilient business growth



**Through all our verticals
We strive to make outdoors great again**

Industry Overview



The Indian Geotechnical Services Industry

- India's Geosynthetics Industry size is projected to reach ₹ 15,523.8 crore (US\$ 1,891.7 million) by 2033
- Over the assessment period from 2023 to 2033, the demand for Geosynthetics in India is predicted to grow with a CAGR of 8.4%
- Ongoing developments in road and railroad networks are significantly driving the growth of the Geosynthetics industry in India
- Favorable government support through policies and initiatives is enhancing the use and demand for Geosynthetics
- The rise in construction applications of Geosynthetics, particularly in transportation infrastructure like highways, railways, bridges, and airports, is a key growth factor. Increasing environmental conservation efforts are making Geosynthetics popular due to their ability to prevent excessive soil erosion
- The growing need for high-performance Geosynthetics in road construction is expected to improve India's Geosynthetics industry share

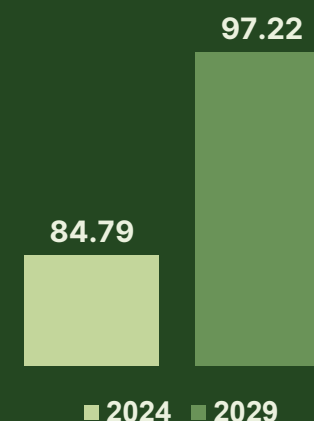


Wastewater Management in India

- The India Water and Wastewater Treatment Technology Market size was estimated at INR 8,364 crore (USD 1.02 billion) in 2024 and is expected to reach ₹ 14,013 crore (USD 1.71 billion) by 2029, growing at a CAGR of 10.78% during the forecast period (2024-2029)
- India, along with China, Indonesia, Nigeria, and the United States, is expected to lead the world's urban population surge by 2050, increasing the need for municipal water treatment
- The Indian government aims to provide 100% of its population with safe and adequate drinking water within premises by 2024 or 2025, which will boost the demand for municipal water treatment plants
- By 2030, India's water demand is expected to exceed supply by two times, indicating severe water scarcity and increasing the need for water treatment systems. Major end-user industries for anaerobic biological treatment include municipal wastewater treatment, food and beverage manufacturing, chemical effluent, and agricultural waste
- The Council on Energy, Environment, and Water (CEEW), in association with the 2030 Water Resources Group, is working to improve wastewater management in India and increase private investments in wastewater treatment plants. The urban sewage capacity in India has grown significantly in recent years, driving the demand for innovative water treatment technologies



Indian Water & Wastewater Treatment Technology Market (In ₹ Cr)



Parks Business In India

Indian Theme Park market size is ₹ 1,865 Crores in 2024

- The Indian theme park market was projected to reach ₹1,865 crores in 2024. This growth is part of a broader trend in the amusement industry, which is expected to grow at a rate of 15%, potentially reaching ₹25,000 crores in the near future

The Indian theme park industry is on a thrilling ride, fueled by several factors:

- **Rising disposable income:** As India's economy flourishes, families have more leisure spending power, creating a demand for entertainment experiences
- **Growing middle class:** A burgeoning middle class with a taste for entertainment is a key driver of growth. (Source: World Bank, 2023)
- **Urbanization and changing lifestyles:** Rapid urbanization fosters a desire for family-friendly entertainment options outside the home
- **Influx of international brands:** Global theme park chains are recognizing India's potential, bringing new attractions and boosting the industry's profile



**Our approach to the parks sector
is path-breaking**

We asked ourselves a few key questions

What if

**There was a place where people could
escape the everyday stressors of life ?**

What if

**People could lose and find themselves in
Nature, within their cities ?**

What if

**Everyone could afford access to
clean and green parks?**

What if

These parks offered nature, and opportunities for play, creativity and peace ?

And brought joy to everyone?

**Answer: Creative Parks that
make outdoors great again for everyone**



Creative Parks

Designed to offer joy, ideas & entertainment at affordable ticket prices

Theme and design curated according to location, site and local preferences

Range of concepts: Educational, entertaining, spiritual, wellness-based, adventurous, or something completely unique

Focus on building outdoors habit & inspiring environmental consciousness through sustainable designs and Waste-to-Art sculptures





How do they work?

We revive rundown outdoor spaces or dilapidated parks.

Use creative concepts and intuitive designs.

Ensure broad-based appeal across demographic segments.

Creative Approach

A decorative pattern of small, light green triangles arranged in a grid-like fashion, located on the left side of the slide.

Every park we make is unique, with architecture, sculptures, landscaping and experiences all designed specifically for that particular site.

Research Team that delves deep into selected themes to uncover details about the subject.

Creative Team that approaches each aspect creatively to offer people the most joyful and holistic experience

Our objective is to make our parks fun, interactive, novel and memorable.

Types of Creative Parks



- Spiritual
- Historical
- Happiness
- Waste-to-Wildlife
- Wellness
- Sashakti (for the specially abled)
- Thematic
- Other



Common to All Parks



- Entertaining and relatable
- Kids Play Areas
- Food Court
- Event Areas
- Activities
- Sustainable Design





Creative Zones

Besides the thematic zones in the main park area, our parks offer a range of zones, as required.

Free Zone: A space offering non-ticketed access to select products and services.

Market Zone: A vibrant commercial space within the park offering a range of experiences such as food and beverages, kids' activities, adventure and sports zones, events, and paid exhibits.





Creative Zones

Public Zone: A public service space where government schemes, civic initiatives, and workshops take creative form—providing citizens with a welcoming and interactive way to access government touchpoints. These could include public consultation kiosks, interactive storytelling on policy impacts, hands-on skill-building workshops, and digital literacy hubs.

Social Zone: A dedicated space for creative visitor engagement with non-profits and social causes. This space can be utilized for workshops, classes and other events conducted in the social space.



Creative Parks vs Other recreational options



More Towards Transformational	Wellness Retreats / Adventure Theme Parks / Luxury Resorts / Eco Tourism Operators	Creative Parks
More Towards Transactional	Malls / Multiplexes / Chain Restaurants / Cruise Lines / Retail Experiences	Urban Commons (reclaiming streets, etc) / Public Festivals / Interactive Workshops at Museums
Centralized / Top-Down Planning and Delivery		Participatory Co-Creation of Commons (Commons are gaps that both markets and state can't address alone)



High Theme Depth

**Theme parks/
Religious
Destinations**

Creative Parks

Low Theme Depth

**Public Gardens
/City Parks**

**Eco-Conservation
Zones**

**Low Environmental
Innovation**

**High Environmental
Innovation**




Meaning/ Values Driven (with and without entertainment)	Religious Destination/ Ecotourism/ Nature Park/ Museums	Creative Parks
	Theme Parks/ Malls/ Cinema/ Cruises/ Retail Experiences	Local Art Installations/ Pop up Events
Entertainment Driven	Mass Produced / Conventional	Upcycled and Community Crafted-Oriented and Co-Creations



Business Overview



Diversified Business Segments



Creative Parks Development

- Creating wonders out of waste!
Developing urban green nests!
Curating immersive experiences!
- 6 thriving urban green nests, over 5k tonnes of waste reclaimed and repurposed

Projects

Delivered	#13 ₹ 96.31 Cr
Ongoing	# 10 ₹ 89.67 Cr



Industrial Wastewater Management

- Enabling eco-conscious industrial processes! Helping clients be agile to evolving regulations!
- Bringing life back to wastewater!
- 4 years of partnering over 6 esteemed clients, elevating profitability, and recycling over 517 million gallons of wastewater

Projects

Delivered	#11 ₹ 13.85 Cr
Ongoing	# 05 ₹ 4.63 Cr



Geo Technical Specialized Solutions

- Giving strength to structures!
Partnering nation-building!
- Innovative and bespoke infra-solutions!
- Over 25 years and over 300 projects in partnering nation building

Projects

Delivered	#28 ₹ 79.25 Cr
Ongoing	# 38 ₹ 69.77 Cr


Hábitat | Creative Parks




Kathak Selfie Park,
Lucknow



Happiness Park, Lucknow



UP Darshan Park, Lucknow



Shivalaya Park, Prayagraj



Shaheedi Park, Delhi



Harmony Park, Lucknow



Bharat Darshan Park, Delhi



World Of Dinosaurs, Delhi

Hábitat | Completed Projects



Park Name



Location & City



Contract Amount

Shaheedi Park	ITO, New Delhi	₹ 11.81 Crore
Bharat Darshan Park Phase-2	Punjabi Bagh, New Delhi	₹ 15.91 Crore
World of Dinosaurs	Sarai Kale Khan, New Delhi	₹ 13.60 Crore
UP Darshan Park	Gomti Nagar, Lucknow	₹ 8.59 Crore
Happiness Park	Hazratganj, Lucknow	₹ 3.93 Crore
Heritage Park	Karol Bagh, New Delhi	₹ 2.72 Crore
Life of Rani Jhansi	Jhansi	₹ 1.69 Crore
Shivalaya Park	Prayagraj	₹ 14.83 Crore
Harmony Park	Lucknow	₹ 7.42 Crore
Fast Forward Sports	Lucknow	₹ 2.50 Crore
Dinosaur Park	Pimpri Chinchwad	₹ 7.23 Crore
Evolution of Cars	Pimpri Chinchwad	₹ 0.79 Crore
Anokhi Duniya Park	Bulandshahar (Khurja)	₹ 5.28 Crore

Hábitat | Ongoing Projects



Park Name



Location & City



Contract Amount

Shaheedi Park	ITO, New Delhi	₹ 14.07 Crore
Bharat Darshan Park Phase-2	Punjabi Bagh, New Delhi	₹ 20.22 Crore
World of Dinosaur	Sarai Kale Khan, New Delhi	₹ 8.55 Crore
Fantasy Kingdom	New Delhi	₹ 2.97 Crore
Jungle Trail	Noida	-
2D/3D Sculpture, Furniture and Play equipment	At different places, New Delhi	₹ 3.92 Crore
World Park	Pimpri Chinchwad	₹ 3.74 Crore
Bollywood Park	Pimpri Chinchwad	₹ 9.80 Crore
Saat Ajoobe Park	Moradabad	₹ 4.20 Crore

Agua | Geist : Wastewater Management

- Using our proprietary GEIST technology, we specialize in treating industrial wastewater for chemical recovery
- Our solutions manage pollution control regulations and rejuvenate industrial wastewater, transforming 'waste into wealth' through sustainable and responsible by-product management
- Dedicated Lab for technology development and customization

Business Model

- Design, Build, and Operate Model (DBO)
- EPC & ONM
- Engineering and Supervision Model

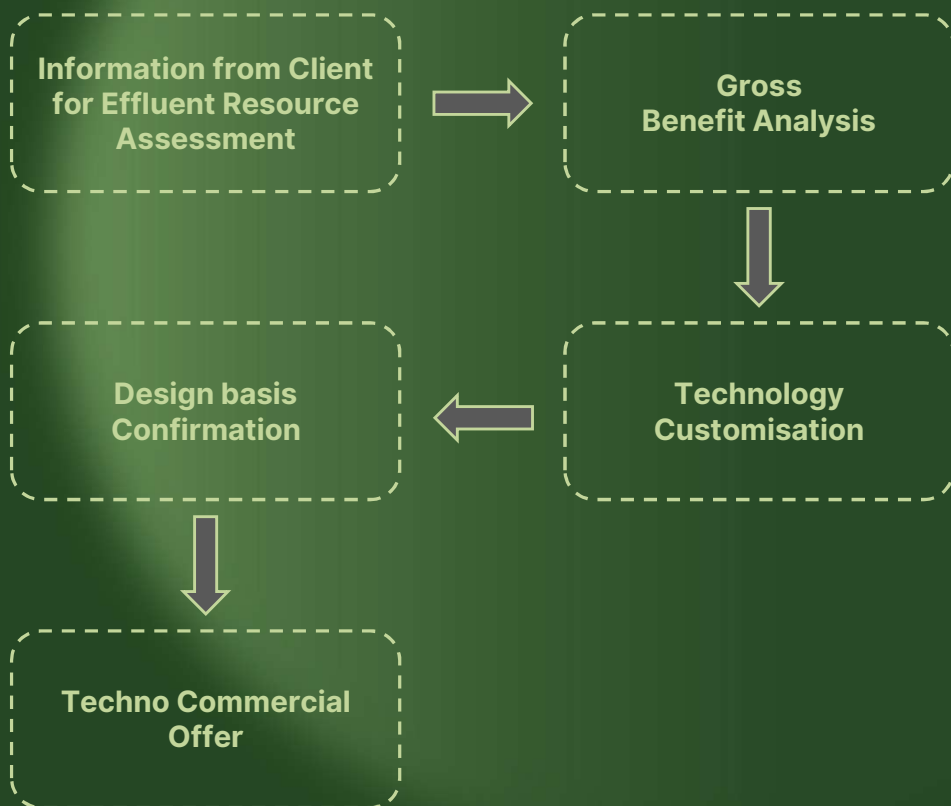
About GEIST

- In 2020, our company acquired the GEIST technology from Earl Exim Private Limited
- Comprises of a bouquet of technologies which includes freeze crystallization, calcium magnesium recovery, stable bleaching powder technology, selective extraction and monochloro acetic acid, and caters various industries that excrete the chemical laden water



How Geist works and its benefits

Molecules recovered from GEIST Technology



Molecules recovered from GEIST Technology

Inorganic Molecules

- Aluminium Chloride Hexahydrate
- Ammonium Sulphate
- Anhydrous Sodium Sulphate
- Phosphoric acid
- Potassium carbonate
- Potassium chloride
- Potassium Hydroxide
- Potassium Nitrate
- Potassium Sulphate
- Sodium Bisulfite
- Sodium Chloride

Organic Molecules

- Acetaldehyde
- Acetic Acid
- Butraldehyde
- Cellosolve
- Formaldehyde
- Formic acid
- Glycerol
- Glycolic acid
- Glycols
- Polyglycerol
- Para-Toluene Sulfonic Acid\
- Dimethyl Sulfoxide

Agua | Completed Projects



Project Name



Location & City



Contract Amount

Engineering, Design and supply of Acetic Acid and DMSO	Navin Fluorine Advanced Sciences Limited	₹ 2.21 Crore
Citrus Capacity Enhancement Project Phase 1	Mane Kancor Ingredients Private Limited	₹ 1.80 Crore
Sulphate removal system installation	Gujarat Alkalies and Chemicals Limited	₹ 0.75 Crore
Operation and maintenance of Anydrous Sodium Sulphate Plant	Gujarat Alkalies and Chemicals Limited	₹ 0.72 Crore
Engineering and commissioning assistance for Acetamide recovery scheme for 10,000 TPA Hydrate Project	Gujarat Alkalies and Chemicals Limited	₹ 0.27 Crore

Agua | Completed Projects



Project Name



Location & City



Contract Amount

Engineering, Design and supply of Acetic Acid and DMSO	Navin Fluorine Advanced Sciences Limited	₹ 2.22 Crore
Citrus Capacity Enhancement Project Phase 1	Mane Kancor Ingredients Private Limited	₹ 1.80 Crore
Sulphate removal system installation	Gujarat Alkalies and Chemicals Limited	₹ 0.75 Crore
Operation and maintenance of Anhydrous Sodium Sulphate Plant	Gujarat Alkalies and Chemicals Limited	₹ 0.72 Crore
Engineering and commissioning assistance for Acetamide recovery scheme for 10,000 TPA Hydrate Project	Gujarat Alkalies and Chemicals Limited	₹ 0.27 Crore

Agua | Ongoing Projects



Project Name



Location & City



Contract Amount

Design & Supply of Anhydrous Sodium Sulphate Recovery System	Shriram Alkali & Chemicals Limited	₹ 2.45 Crore
Engineering of ANSS Plant	Shriram Alkali & Chemicals Limited	₹ 1.25 Crore
Anhydrous Sodium Sulphate	Grasim Industries Limited	₹ 0.08 Crore
Sodium Sulphate recovery technology	Kutch Chemical Industries	₹ 0.14 Crore
Project Management And Site Supervision For Anhydrous Sodium Sulphate recovery System	The Andhra Sugars Limited	₹ 0.70 Crore

Terra | Geo-Technical Solutions



- We offer engineering solutions to address challenges related to soil and rock mechanics
 - Retaining Wall and Reinforced Soil Structure
 - Asphalt Reinforcement
 - Drainage of Structure
 - Basal Reinforcement or Ground Improvement
 - Erosion Control Or Slope Protection
 - Soil Stabilization
 - Landslide Mitigation

Business Model

- EPC & ONM - In this model, we refrain from making direct investments. Instead, our role is limited to offering engineering, procurement and setting up of plant, for which we receive revenue



Terra | Completed Projects



Project Name



Location & City



Contract Amount

Supply of RE Wall System on NH-95 EPC	Gammon Engineers and Contractor	₹ 1.55 Crore
Supply and erection of RE- Wall	Pan India Infraprojects Pvt. Ltd.	₹ 3.87 Crore
Reinforcement Soil wall System NH-166	Dilip Buildcon Ltd	₹ 11.21 Crore
Supply and Installation of PVD at Kochi Shipyard	Larsen & Toubro Limited	₹ 1.95 Crore
Construction of Concrete Structure		₹ 0.52 Crore
Formation of outer ring road for Erode Tower	Renaatus Projects Private Ltd.	₹ 1.56 Crore
Construction of RE wall	Shree SM Autade Pvt Ltd.	₹ 5.96 Crore
Geocomposite Drain	EKK Infrastructure Ltd.	₹ 0.63 Crore
Paraweb Geostrip		₹ 0.18 Crore
Construction of RE wall at Nileshwaram, Kerala		₹ 1.00 Crore
RE wall System NH-161 under Bharat mala Project	Dilip Buildcon Ltd	₹ 17.24 Crore
RE wall System NH-2 under NHDP Phase -5		₹ 8.62 Crore

Terra | Completed Projects



Project Name



Location & City



Contract Amount

Construction of RE Wall with PET Geogrids	Bhartia Infra Projects Ltd.	₹ 1.19 Crore
Supply of RE Wall System at NH 37 Numaligarh Jorhat	Hindustan Construction Co. Ltd.	₹ 1.39 Crore
Construction Re Wall at Kubai Bridge	Mackintosh Burn Ltd.	₹ 0.98 Crore
Construction of RE Wall at NH 215 Koida in Odisha	RKD Construction Pvt Ltd.	₹ 4.28 Crore
Supply of Geogrids for Construction of R.E. Wall	Shree Balaji Engicons Private Ltd.	₹ 3.11 Crore
Supply of crash barrier & friction slab casting		₹ 1.34 Crore
Construction of reinforced Soil wall		₹ 1.42 Crore
Supply and Installation of PVD	S. P. Singla Constructions Pvt. Ltd.	₹ 0.91 Crore
Construction RE Wall System at NH33 in Jharkhand	Ananda Construction	₹ 0.97 Crore
RE Wall, Geogrid	Electro Mech Engineers	₹ 0.16 Crore

Terra | Completed Projects



Project Name



Location & City



Contract Amount

RE Wall, Geogrid	Rajbir Construction	₹ 2.16 Crore
RE Wall, Geogrid	Mackintosh Burn	₹ 0.26 Crore
Purulia Crash Barrier	Rajbir Construction	₹ 0.68 Crore
RE Wall, Geogrid	RKEC Projects	₹ 1.74 Crore
RE Wall, Geogrid	J.M. Mahatre Infra	₹ 4.33 Crore
North 24 Parganas	Dineshchandra R. Agarwal Infracon	₹ 0.04 Crore

Terra | Ongoing Projects



Project Name



Location & City



Contract Amount

RE Wall-Geogrid Loops- Block Wall	Tata Projects Ltd.	₹ 6.31 Crore
RE Wall-Geogrid Loops (NH352A & 700A)	KCC Buildcon Private Ltd.	₹ 0.03 Crore
RE Wall-Geogrid Cavity (NH58 & 74)	S.P Singla Constructions Private Ltd.	₹ 1.10 Crore
RE Wall-Geogrid-cavity con. NH-27	Shivam Infra-Tech Private Ltd.	₹ 1.43 Crore
RE Wall-Geostrap-Cavity-EPC-NH 844	Sree Infra Tech	₹ 1.42 Crore
RE Wall-Geostrap-Cavity-EPC-Bharat mala	SR United Infra Developers	₹ 1.23 Crore
RE Wall-Geostrap-Cavity-EPC-Arakkonam	RPP- Dhanya (JV)	₹ 1.42 Crore
RE Wall-Geostrap- Cavity-EPS-Bharat mala Project	Sritharani Infra Developers Pvt. Ltd	₹ 0.51 Crore
RE Wall-Geostrap- Cavity-EPC-Omallur (SH 86)	Prayog Projects	₹ 0.66 Crore
RE Wall-Geogrid-cavity con. NH-27	Shivam Infra-Tech Private Ltd.	₹ 0.81 Crore
RE Wall, Geogrid	Bridge & Roof Co. India Ltd.	₹ 0.37 Crore
RE Wall, Geogrid	Sri Babul Nath	₹ 1.25 Crore
RE Wall Geostrap	Gammon Engineers & Contractors	₹ 0.95 Crore

Terra | Ongoing Projects



Project Name



Location & City



Contract Amount

RE Wall Geostap	Sildiliya Construction	₹ 0.46 Crore
Crash Barrier	Sri Babul Nath	₹ 0.05 Crore
HDPE Liner	SG Construction & Environmental Engineering Services	₹ 0.08 Crore
RE Wall Geostap	Anand Construction Infrastructure	₹ 0.08 Crore
RE Wall Geostap	Classic Coal Construction	₹ 0.49 Crore
RE Wall Geogrid	Rajkeshri Projects	₹ 10.71 Crore
Geocell	RKEC Projects	₹ 0.35 Crore
Earth Work	S P Singla Construction	₹ 12.09 Crore
Cleaning and Grubbing Work		₹ 0.14 Crore
Gabion Geo Work	ITD Cementation	₹ 4.86 Crore
RE Wall Geostap	Sadguru Engineers & Allied Services	₹ 2.72 Crore
HDPE Geomembrane	Environmental Engineering Services	₹ 0.03 Crore

Terra | Ongoing Projects



Project Name



Location & City



Contract Amount

HDPE Geomembrane	Environmental Engineering Services	₹ 0.02 Crore
PVD Ground Work	Gammon Engineers & Contractors	₹ 0.13 Crore
Geosynthetics Material supply	Shree Balaji Ingicons	₹ 1.28 Crore
Construction of RE Wall at ROB	Shree Balaji Ingicons	₹ 0.56 Crore
Supply of Geocomposite Drain	BN Infraprojects LLP	₹ 0.26 Crore
Construction of RE Wall at ROB	Shree Balaji Ingicons	₹ 1.00 Crore
Ground Improvement	J Kumar Infrastructure	₹ 4.02 Crore
RE Wall - Casting Erection and Supervision	Shivalaya Construction	₹ 5.26 Crore
ROB RE Wall EPC	Prabha Infrastructure	₹ 0.87 Crore

Marquee Clients



 Creating a better tomorrow!



-Tech (INDIA) Limited

Result Update



Financial Overview



Managing Director's Message



Commenting on results,
Ms. Sanghamitra Borgohain,
Managing Director,
Z-Tech (India) Limited said:

"During the fourth quarter we delivered Revenue in Q4 FY25 was reported at Rs. 34.99 crore, while EBITDA and PAT Rs. 12.86 crore and Rs. 9.08 crore driven by accelerated execution of infrastructure and engineering projects. Our focus on high-margin, design-led contracts and strict cost control helped us more than triple our EBITDA to ₹12.86 crore, with the margin expanding to an impressive 36.77%.

Full year results further reinforce Z-Tech India's trajectory of profitable growth, with revenues increasing by 40.23% to ₹94.40 crore. This performance was underpinned by robust execution in key infrastructure and EPC contracts, alongside optimized project delivery cycles. Our EBITDA margin improved by nearly 1,200 basis points to 29.46%, reflecting our commitment to value engineering and disciplined operations.

I am pleased to announce the appointment of Mr. Dilip Kohli as our Chief Financial Officer and Whole-Time Key Managerial Personnel, effective May 29, 2025. His extensive financial expertise will be instrumental in driving our growth and strengthening our financial strategy.

Additionally board has approved the proposal to incorporate a Wholly-Owned Subsidiary of the Company in Dubai, United Arab Emirates. This strategic move will support our international expansion and strengthen our global presence.

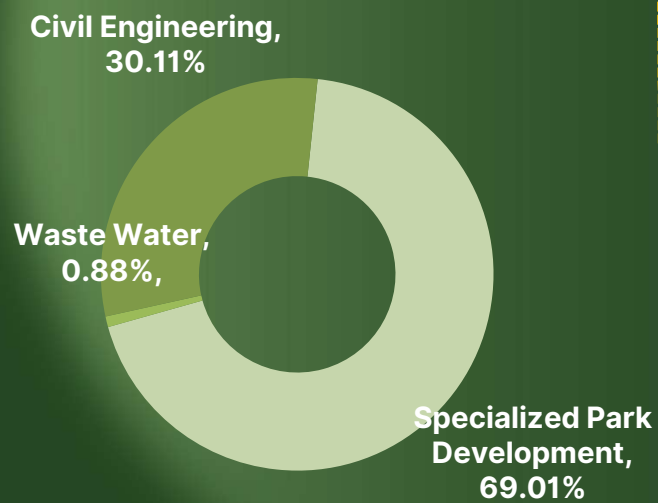
As we look ahead, Z-Tech is focused on scaling its presence across core infrastructure segments, diversifying its order book, and leveraging its engineering capabilities to drive sustainable, long-term growth.

I would like to express my gratitude to the entire Z-Tech (India) family, our clients, creditors, banks, financial institutions, and all other stakeholders. Your trust and support inspire us to continually strive for excellence."

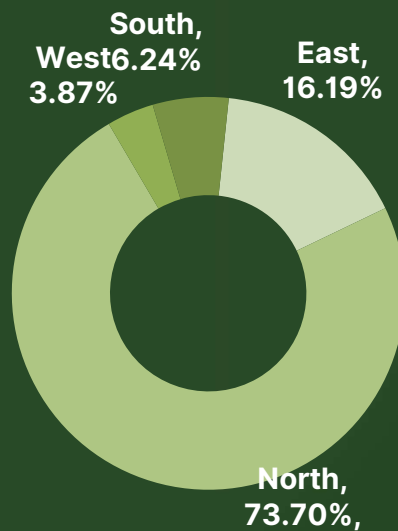


Consolidated Q4 FY25 Revenue Breakup

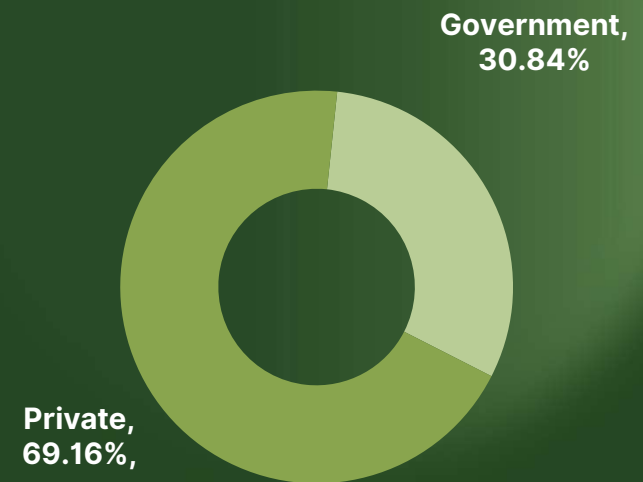
Segment-wise Revenue Break-up



Region-wise Revenue Break-up



Contract-wise Revenue Break-up



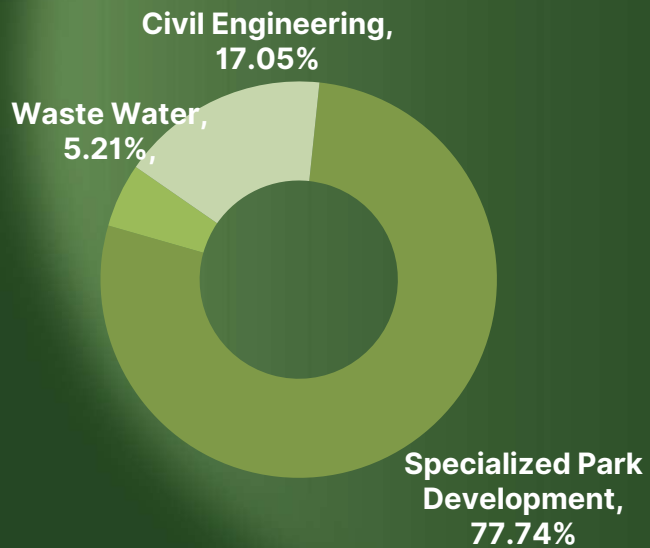
Q4 FY25 Consolidated Financial Highlights

Rs. in Crore	Q4 FY25	Q4 FY24	Y-o-Y %	Q3 FY25
Total Income	34.99	22.14	58.0%	24.14
Raw Materials	16.89	16.23		13.03
Employee Cost	1.95	1.20		1.62
Other Expenses	3.29	1.29		1.75
Total Expenditure	22.12	18.72	18.19%	16.40
EBITDA (Excluding other Income)	12.86	3.42	275.82%	7.74
EBITDA Margin (%)	36.77%	15.46%	2,131 bps	32.07%
Other Income	0.03	0.03		0.08
Depreciation	0.14	0.16		0.17
Interest / Finance Cost	0.03	0.04		0.02
Exceptional Item (Gain) / Loss	0.00	0.00		0.00
Share of Profit and Loss	0.58	0.01		0.00
Profit Before Tax	13.31	3.26	308.40%	7.62
Tax	4.23	0.57		1.87
Profit After Tax	9.08	2.69	237.24%	5.75
Profit After Tax Margin (%)	25.96%	12.16%	1,380 bps	23.83%
Basic EPS (Rs.)	7.09	2.98	137.92%	5.53

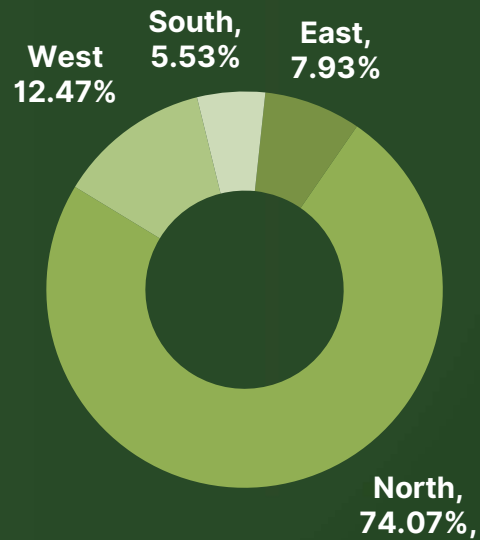
- Total Income in Q4 FY25 was Rs. 34.99 crore as against Rs. 22.14 crore in Q4 FY24, YoY growth of 58%
- EBITDA (excluding other income) was Rs. 12.86 crore in Q4 FY25 as against Rs. 3.42 crore in Q4 FY24
- Profit After Tax at Rs. 9.08 crore in Q4 FY25 as against Rs. 2.69 crore in Q4 FY24

Consolidated FY25 Revenue Breakup

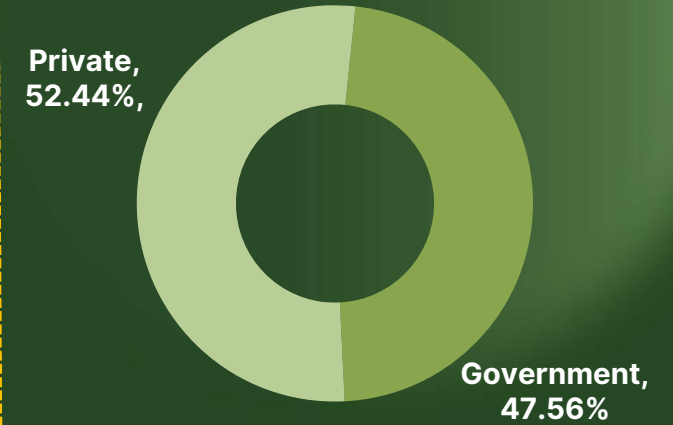
Segment-wise Revenue Break-up



Region-wise Revenue Break-up



Contract-wise Revenue Break-up



FY25 Consolidated Financial Highlights

Rs. in Crore	FY25	FY25	Y-o-Y %
Total Income	94.40	67.32	40.23%
Raw Materials	52.94	49.12	
Employee Cost	6.64	3.74	
Other Expenses	7.01	2.72	
Total Expenditure	66.59	55.57	19.81%
EBITDA (Excluding other Income)	27.81	11.74	136.84%
EBITDA Margin (%)	29.46%	17.44%	1,202 bps
Other Income	0.39	0.05	
Depreciation	0.66	0.64	
Interest / Finance Cost	0.09	0.09	
Exceptional Item (Gain) / Loss	0.00	0.00	
Share of Profit and Loss	0.58	0.01	
Profit Before Tax	28.04	11.07	153.26%
Tax	7.85	2.60	
Profit After Tax	20.18	8.47	138.37%
Profit After Tax Margin (%)	21.38%	12.58%	880 bps
Basic EPS (Rs.)	16.52	9.36	76.50%

- Total Income in FY25 was Rs. 94.40 crore as against Rs. 67.32 crore in FY24, YoY growth of 40.23%. This growth was mainly driven by sustainable theme park business
- EBITDA (excluding other income) was Rs. 27.81 crore in FY25 as against Rs. 11.74 crore in FY24, YoY growth of 136.84%
- Profit After Tax at Rs. 20.18 crore in FY25 as against Rs. 8.47 crore in FY24, YoY growth of 138.37%

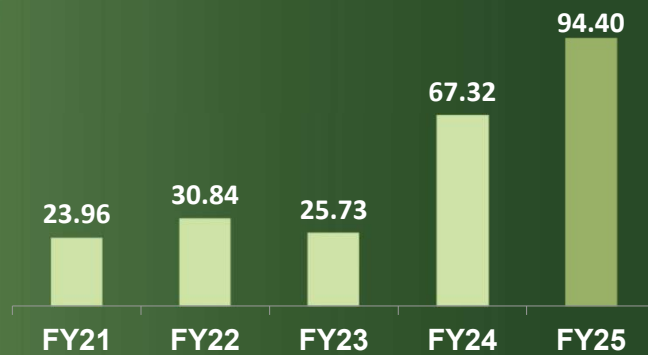
Consolidated Balance Sheet Highlights

Equities & Liabilities (Rs. Crore)	FY25	FY24
Equity	14.33	9.41
Reserves	133.23	12.22
Non Controlling Interests	23.30	0.00
Net Worth	170.86	21.63
Non Current Liabilities		
Non Current Borrowings	1.57	0.78
Long Term Provision	0.27	0.15
Total Non Current Liabilities	1.84	0.93
Current Liabilities		
Current Borrowings	0.22	0.53
Trade Payables	24.16	14.81
Short Term Provision	3.30	2.61
Other Current Liabilities	6.50	1.44
Total Current Liabilities	34.18	19.38
Total Equity & Liabilities	206.88	41.94

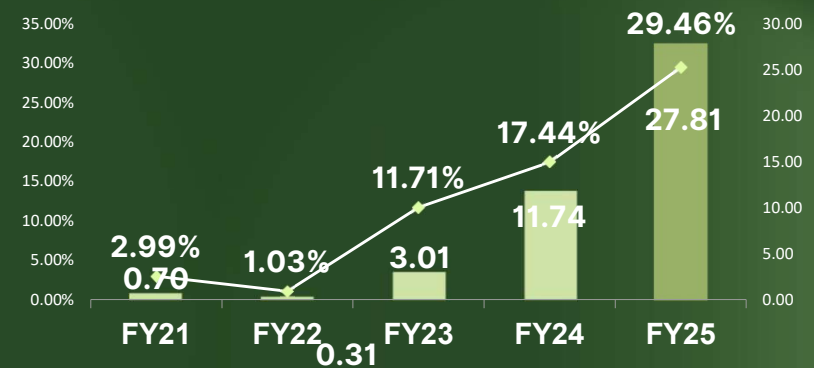
Assets (Rs. Crore)	FY25	FY24
Non Current Assets		
Fixed Assets	2.95	1.12
Intangible Assets	7.03	3.20
Capital work in progress	29.38	0.00
Non Current Investments	0.00	-0.37
Deferred Tax Assets	0.03	0.31
Other Non Current Assets	7.79	2.09
Total Non Current Assets	47.19	6.35
Current Assets		
Inventories	2.17	1.08
Trade receivables	48.87	28.51
Cash and cash equivalents	3.80	0.83
Short Term Loans & advances	11.85	4.44
Other Current Assets	93.00	0.73
Total Current Assets	159.69	35.60
Total Assets	206.88	41.94

Consolidated Financial Highlights

Revenue from Operations (Rs. Crore)



EBITDA (Rs. Crore) / EBITDA Margin (%)



PAT (Rs. Crore) PAT Margin (%)



Net Worth (Rs. Crore)



Consolidated Key Ratios



RoE(%)



RoCE(%)



Debt Service Coverage Ratio (In Times)



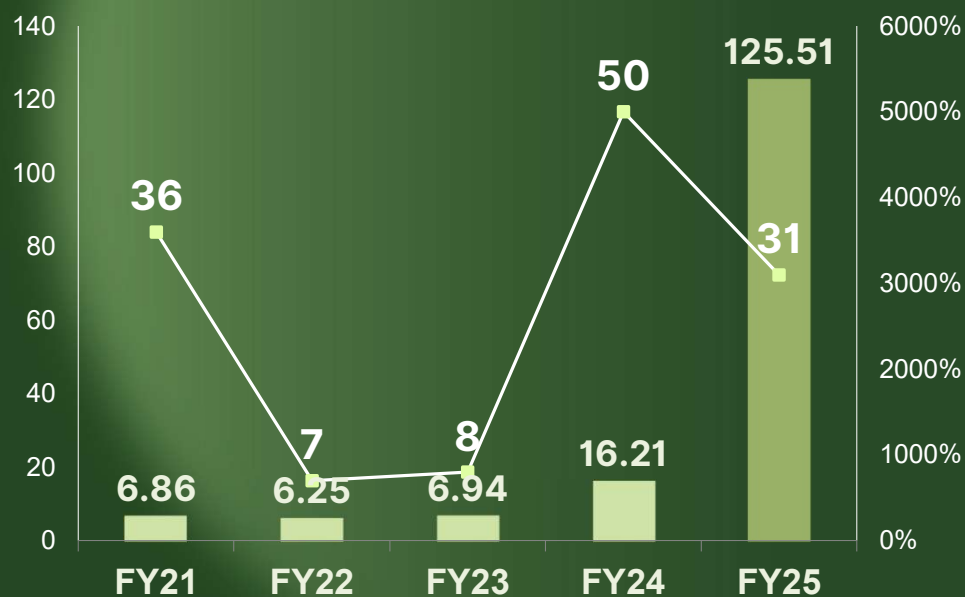
Total Debt to Equity Ratio (In Times)



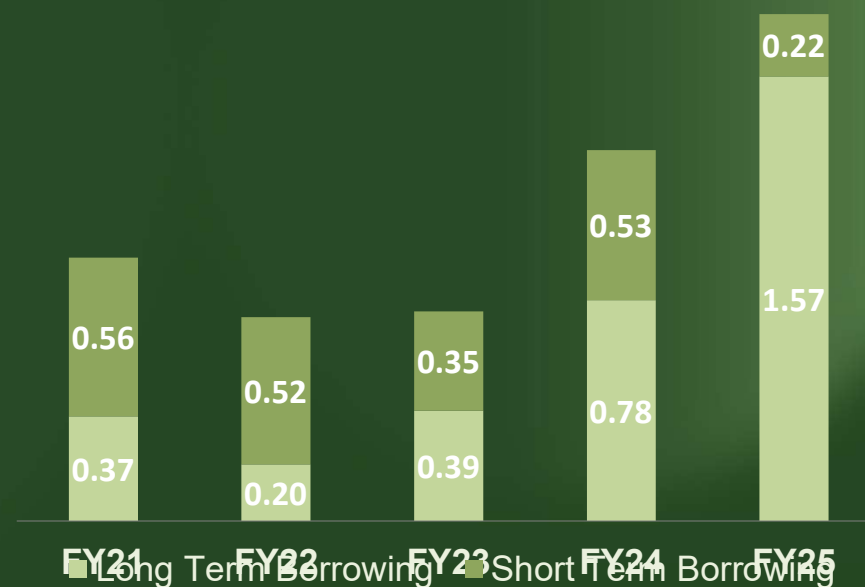
RoE = Net Profit/Net Worth / Debt Service Coverage Ratio = EBITDA/Finance Cost / RoCE = PAT/(Shareholders Fund + Total Debt) / Debt -Equity Ratio = Total Debt/Equity
* IPO of 33,91,200 shares of Rs. 37.30 in FY2024

Working Capital & Borrowings

Working Capital (Rs. Crore) – Bar Chart
Working Capital (Days) – Line Chart



Borrowing (Rs.Crore)



Way Forward



Way Ahead

Portfolio Momentum with geographical expansion

- Focusing on calibrated geographic expansion to penetrate untapped markets in MENA & South Asia
- Diversify our geographic portfolio as a strategy for mitigating headwinds

▲ ▲ ▲ ▲ ▲

▲ ▲ ▲ ▲ ▲

Consistent Investments in research & development

- Consistently encouraging trajectory of our research & development as a core enabler to innovative solutions for an ever-evolving market landscape, and to accomplish fiscal and operating discipline

People Investments

- Focusing on workplace vitality as a cornerstone of human capital strategy
- We strongly believe that people are our most valuable intangible asset for our success and competitive advantage

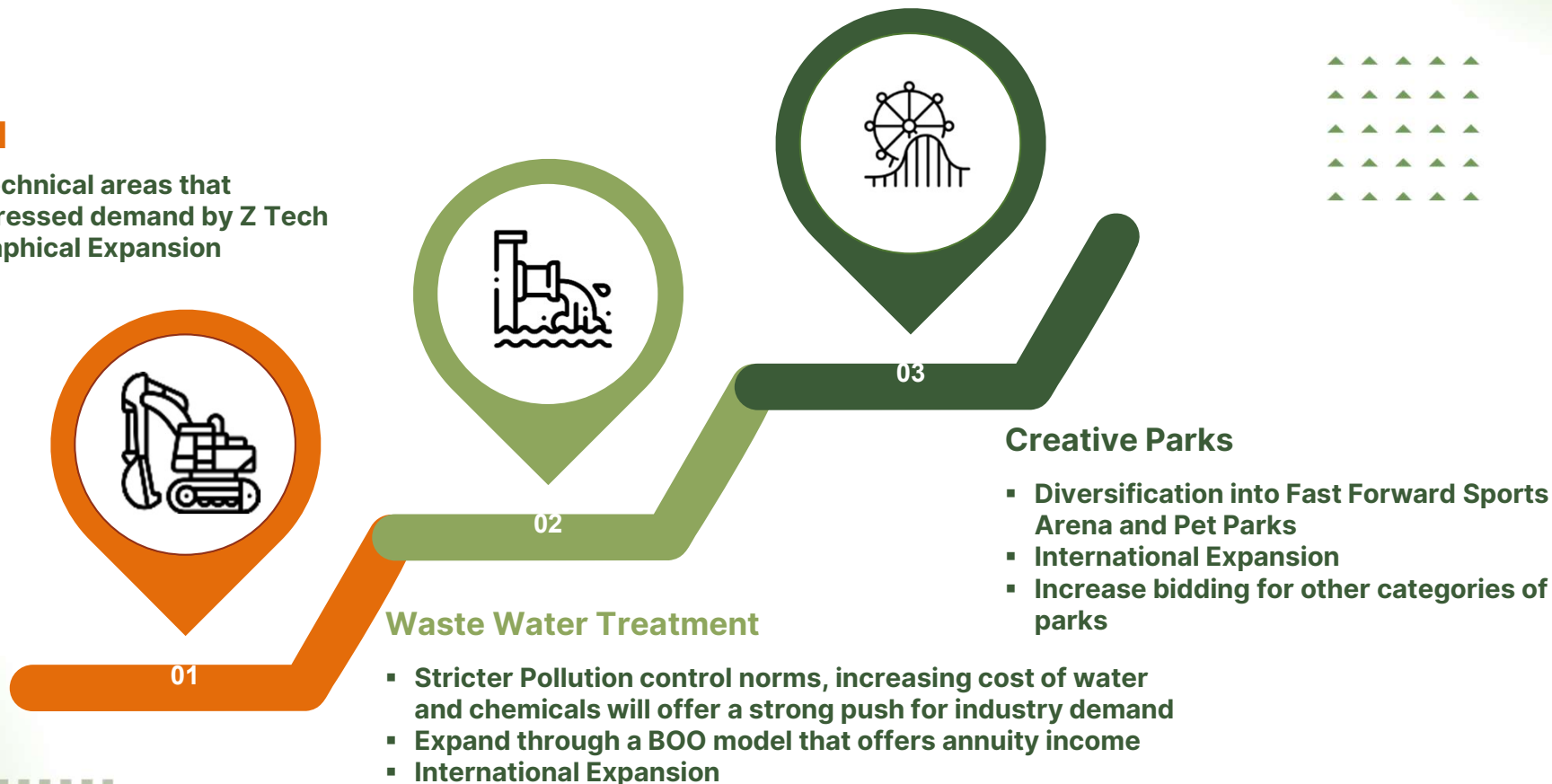
Greater Good at the core

- Consistently focusing on research & development as a core enabler for operating and leveraging assets sustainably while expanding our revenue and margins

Sustainable Growth Propellers

Geo Technical

- Expansion into technical areas that represent unaddressed demand by Z Tech
- Domestic Geographical Expansion



THANK YOU!



Company :	Investor Relations Advisors :
Z-Tech (India) Limited. Mr. Ashish Goel Company Secretary & Compliance Officer cs@ztech-india.com info@ztech-india.com	Adfactors PR Pvt. Ltd. Mr. Amit Sharma / Mr. Rupesh Rege amit.sharma@adfactorspr.com rupesh.rege@adfactorspr.com www.adfactorspr.com