

## **NOTICE OF THE 2<sup>ND</sup> ANNUAL GENERAL MEETING**

**NOTICE** is hereby given that the 2<sup>nd</sup> Annual General Meeting of the Shareholders of **Trom Industries Limited** will be held on Tuesday, 30<sup>th</sup> November, 2021 at 11:00 A.M. at the Registered Office of the Company situated at 4<sup>th</sup> Floor, 421, Pramukh Tangent, Nr. Sargasan Cross Road, Gandhinagar - 382 421, Gujarat, India to transact the following businesses.

### **ORDINARY BUSINESS:**

#### **1. Adoption of Financial Statement:**

To receive, consider and adopt the Audited Financial Statements of the Company including Balance Sheet as at 31<sup>st</sup> March 2021 and the Statement of Profit and Loss Account for the financial period ended 31<sup>st</sup> March 2021 together with the Report of the Board of directors and Auditors thereon.

To consider and, if thought fit, to pass with or without modification(s) the following Resolution as an **Ordinary Resolution:**

**"RESOLVED THAT,** the financial statements of the Company for the financial year ended March 31, 2021 together with the Auditors' Report and Report of directors thereon for the year ended on March 31, 2021 as circulated to the Shareholders be and the same are hereby approved and adopted."


#### **Registered Office:**

4<sup>th</sup> Floor, 421, Pramukh Tangent, Nr. Sargasan  
Cross Road, Gandhinagar - 382 421, Gujarat,  
India

**Place:** Gandhinagar

**Date:** 25<sup>th</sup> November, 2021

**By the Order of the Board of  
Trom Industries Limited**



**Sd/-  
Jignesh Patel  
Director  
DIN:07093538**

### **Notes:**

1. A member entitled to attend and vote is entitled to appoint a proxy to attend and vote on poll on his / her behalf and the proxy need not be a member of the Company. Pursuant to Section 105 of the Companies Act, 2013, a person can act as a Proxy on behalf of not more than fifty members holding in aggregate, not more than ten percent of the total share Capital of Company may appoint a single person as Proxy, who shall not act as a Proxy for any other Member. The instrument of Proxy, in order to be effective, should be deposited at the Registered Office of the Company, duly completed and signed, not later than 48 hours (Sunday is included in computation of 48 hours) before the commencement of the Meeting. A Proxy Form is annexed to this report. Proxies submitted on behalf of limited companies, societies, etc., must be supported by an appropriate resolution / authority, as applicable.
2. The Notice of AGM, Annual Report, Proxy Form and Attendance Slip are being sent to Members.
3. The Register of Directors and Key Managerial Personnel and their shareholding, maintained under Section 170 of the Act, and the Register of Contracts or Arrangements in which the directors are interested, maintained under Section 189 of the Act, will be available for inspection by the members at the AGM.
4. Corporate members intending to send their authorized representatives to attend the meeting are requested to send a certified copy of the Board resolution to the Company authorizing their representative to attend and vote on their behalf at the meeting.
5. Members / proxies / authorized representatives should bring the duly filled attendance slip enclosed herewith to attend the meeting.

### ATTENDANCE SLIP

Regd. Folio No./DP Id No.*/Client Id No.*	
No. of Shares held	
Name and Address of the First Shareholder (IN BLOCK LETTERS)	
Name of the Joint holder (if any)	

\*Applicable for investor holding shares in electronic form.

I/we hereby record my/our presence at the 2<sup>nd</sup> Annual General Meeting of the Members of Trom Industries Limited will be held on Tuesday, 30<sup>th</sup> November, 2021 at 11:00 A.M. at the Registered Office of the Company situated at 4<sup>th</sup> Floor, 421, Pramukh Tangent, Nr. Sargasan Cross Road, Gandhinagar - 382 421, Gujarat, India.

\_\_\_\_\_  
**Member's/Proxy's Name in Block Letters**

\_\_\_\_\_  
**Member's/Proxy's Signature**

**Notes:**

1. A Member/Proxy holder wishing to attend the meeting must bring the Attendance Slip to the Meeting and handover at the entrance duly signed.
2. Only shareholders of the Company and/or their Proxy will be allowed to attend the Meeting.

**PROXY FORM**

(Form No. MGT-11 - Pursuant to section 105(6) of the Companies Act, 2013 and Rule 19(3) of the Companies (Management and Administration) Rules, 2014)

Name of the member(s)	
Registered Address	
E-mail Id	
Folio No/Client Id	

I/We, being the member (s) of.....shares of the above named Company, hereby appoint

1. Name: \_\_\_\_\_  
Address: \_\_\_\_\_

E-mail Id: \_\_\_\_\_ Signature: \_\_\_\_\_ or failing him

2. Name: \_\_\_\_\_  
Address: \_\_\_\_\_

E-mail Id: \_\_\_\_\_ Signature: \_\_\_\_\_ or failing him

3. Name: \_\_\_\_\_  
Address: \_\_\_\_\_

E-mail Id: \_\_\_\_\_ Signature: \_\_\_\_\_ or failing him

as my/our proxy to attend and vote (on a poll) for me/us and on my/our behalf at the 2<sup>nd</sup> Annual General Meeting of the Members of Trom Industries Limited will be held on Tuesday, 30<sup>th</sup> November, 2021 at 11:00 A.M. at the Registered Office of the Company situated at 4<sup>th</sup> Floor, 421, Pramukh Tangent, Nr. Sargasan Cross Road, Gandhinagar - 382 421, Gujarat, India any adjournment thereof in respect of such resolutions as are indicated below:

**Ordinary Business:**

1. To receive, consider and adopt the Audited Financial Statements of the Company including Balance Sheet as at 31<sup>st</sup> March 2021 and the Statement of Profit and Loss Account for the financial period ended 31<sup>st</sup> March 2021 together with the Report of the Board of directors and Auditors thereon.

Signed this.....day of.....2021

\_\_\_\_\_  
Signature of shareholder

\_\_\_\_\_  
Signature of Proxy holder(s)

Affix  
Revenue  
Stamp  
(Re. 1)

**Note:** This form of proxy in order to be effective should be duly completed, signed, stamped and be deposited at the Registered Office of the Company, not less than 48 hours before the commencement of the 2<sup>nd</sup> Annual General Meeting.

# TROM INDUSTRIES LIMITED

CIN: U29309GJ2019PLC109376

4th Floor, 421,  
Pramukh Tangent,  
Nr. Sargasan Cross Road,  
Gandhinagar GJ 382421 IN.

[account@tromsolar.com](mailto:account@tromsolar.com)

9909914481

---

## BOARD'S REPORT

*(For The Financial Year Ended 31<sup>st</sup> March, 2021)*

---

Dear Members,

The Board of Directors are pleased to present the Company's Second Annual Report and the Company's audited financial statements standalone for the financial year ended March 31, 2021.

### Financial Highlights

Company's financial performance for the financial year ended 31<sup>st</sup> March, 2021 is summarised below.

***(Amount in Rupees)***

<b>Particulars</b>	<b>Financial Year ended 31<sup>st</sup> March, 2021</b>
Total Revenue	22,81,32,020
Profit before depreciation & Amortization expenses, Finance Cost & Tax	21,70,87,574
<b>Less :</b> Depreciation & Amortization expenses	15,60,954
Finance Cost	48,52,189
Profit before tax (PBT)	-202,720,799
Less : Tax Expenses	
Current Tax	15,58,000
Deferred Tax	-1,59,550
<b>Profit After Tax (PAT)</b>	<b>32,32,852</b>

## **Consolidated Financial Statements**

The Company does not have any Subsidiary, joint venture or Associate Company.

## **State of Company's Affairs**

During the year under review, the company's revenue from operations stood at Rs. 22,81,32,020 as compared to Rs. 32,23,81,978 in the previous financial year. The net profit for the year stood at Rs. 32,32,852 as compared to Rs. 31,98,293 in the previous year.

## **Share Capital & Changes**

During the year under review, there was no change in share capital of the Company.

The authorised share capital of the Company is Rs. 1,00,000 divided into 10,000 equity shares of Rs. 10/-.

The current paid up share capital of the Company is Rs. 100,000 divided into 10,000 equity shares having face value of Rs.10/- each.

## **Dividend**

In order to plough back the profits of the Company for future requirements the board of directors of the Company has resolved not to recommend dividend for the financial year ended 31<sup>st</sup> March, 2021.

## **Transfer to General Reserves**

Your directors has not proposed to transfer any portion of profit to General Reserve account.

## **Change in nature of business**

The Company continued to operate in the business of it's areas of operations within the purview of Company's Memorandum of Association; further, there was no change in nature of business activities.

## **Deposits**

During the year under review, the Company has not accepted or renewed any deposits within the meaning of section 73 & 76 of the Companies Act, 2013 r/w Companies (Acceptance of Deposits) Rules, 2014.

**Material Changes And Commitment, If Any, Affecting The Financial Position Of The Company Occurred Between The End Of The Financial Year To Which This Financial Statements Relate And The Date Of The Report:**

There have been no material changes and commitments, affecting the financial position of the Company which have occurred between the end of the financial year of the Company to which the financial statements relate and the date of the report.

### **Extract of Annual Return**

As required by Section 92(3) of the Companies Act, 2013, read with Rule 12(1) of the Companies (Management and Administration) Rules, 2014, the extract of the Annual Return in form MGT-9 is annexed herewith as **Annexure I** to this report.

### **Meetings of Board of Directors**

The Board meets at regular intervals to discuss and decide on Company / business policy and strategy apart from other Board business. A tentative annual calendar of the Board Meetings is informed to the Directors in advance to facilitate them to plan their schedule and to ensure meaningful participation in the meetings. However, in case of a special and urgent business need, the Board's approval is taken by passing resolutions through circulation, as permitted by law, which are confirmed in the subsequent Board meeting.

The notice of Board meeting is given well in advance to all the Directors of the Company. The agenda of the Board meetings is circulated 7 days, prior to the date of the meeting.

During the year under review, Six (05) Board Meetings were convened and held respectively on 25th April, 2020, 26th July 2020, 30th September, 2020, 25th December, 2020, 31st December, 2020 and 02nd March, 2021 and all the meetings were held in accordance with the provisions of the Companies Act, 2013 and rules made thereunder. The intervening gap between the Meetings was within the period prescribed under the Companies Act, 2013 and the Secretarial Standards issued by Institute of Company Secretaries of India (ICSI), as applicable.

Presence of Director(s) at the Board Meetings;

<b>Sr. No.</b>	<b>Name of Director(s)</b>	<b>Number of Board Meetings attended</b>
1.	JIGNESH BHARATBHAI PATEL	05
2.	PANKAJ TANAJI PAWAR	05
3.	AMRUTBHAI GOPALBHAI PATEL	05

### **Directors' Responsibility Statement;**

Your Directors state that:

- a. in the preparation of the annual accounts, the applicable accounting standards have been followed along with proper explanation relating to material departures;

- b. the directors have selected such accounting policies and applied them consistently and made judgments and estimates that are reasonable and prudent so as to give a true and fair view of the state of affairs of the company at the end of the financial year and of the Profit for that period;
- c. the directors have taken proper and sufficient care for the maintenance of adequate accounting records in accordance with the provisions of this Act for safeguarding the assets of the company and for preventing and detecting fraud and other irregularities;
- d. the directors have prepared the annual accounts on a going concern basis; and
- e. the directors have devised proper systems to ensure compliance with the provisions of all applicable laws and that such systems were adequate and operating effectively.
- f. The directors have devised proper systems to ensure compliance with the provisions of all the laws & such systems are operating adequately & effectively.

### **Statutory Auditors**

The Company has appointed M/s Ramani & Vasoya, Chartered Accountants (FRN: 135828W), as the Statutory Auditors of the Company to hold office for the period of 01.04.2020 to 31.03.2025 years till the conclusion of AGM to be held for the financial year ended 31.03.2021.

### **Subsidiary / Joint-Venture / Associate Companies**

As Company **do not have any Subsidiaries or Associates Companies or Joint ventures**, it is not required to give disclosure in Form AOC-1 Pursuant to first proviso to sub-section (3) of Section 129 read with Rule 5 of Companies (Accounts) Rules, 2014.

### **Explanations to auditors remarks made in the Audit Report.**

Note on financial statement referred to in the Auditor's Report are self-explanatory and do not call for any further comments.

The Auditor's Report **does not contain any qualification, reservation** or adverse remarks.

### **Vigil Mechanism**

The provisions relating to establishment of **vigil mechanism is not applicable** to the Company since the Company does not fall under the purview of class of companies defined in Rule 7(1) of Companies (Meeting of Board & it's Powers) Rules, 2014.

### **Particulars of loan / guarantee / investments under section 186**

Details are given in the notes to financial statements. Members may refer to financial statements for detailed review of the same.

## **Composition of committees :**

### **A) Audit Committee :**

The Company has constituted audit committee in accordance with applicable provisions.

At present consist of following members of the Committee:

### **B) Nomination & Remuneration Committee :**

The Company has constituted Nomination & Remuneration committee in accordance with applicable provisions.

At present consist of following members of the Committee:

### **Stakeholder relationship Committee :**

The Company has constituted Stakeholder relationship Committee in accordance with applicable provisions.

At present consist of following members of the Committee:

## **Particulars of Contracts or arrangements with related parties referred to in section 188(1) of the Companies Act, 2013.**

During the year ended on 31st March, 2021, our company has entered into transactions with related parties as defined under Section 2(76) of the Companies Act, 2013, read with Companies (Specification of Definitions Details) Rules, 2014, which were in the ordinary course of business & on arms' length basis & in accordance with the provisions of the Companies Act, 2013 and Rules issued thereunder.

The details of the related party transactions as required under Accounting Standard-18 are set out in notes appended to the financial statements.

## **Conservation of Energy, Technology Absorption, Foreign Exchange Earnings & Outgo**

Pursuant to Section 134(3)(m) of the Companies Act, 2013 read with Rule 8 of the Companies (Accounts) Rules, 2014, details regarding Conservation of Energy, Technology Absorption, Foreign Exchange Earnings and Outgo for the year under review are as follows:

### **Conservation of Energy:**

Steps taken or impact on conservation of energy – The Operations of the Company do not consume energy intensively.

However, Company continues to implement prudent practices for saving electricity and other energy resources in day-to-day activities.

Steps taken by the Company for utilizing alternate sources of energy – Though the activities undertaken by the Company are not energy intensive, the Company shall explore alternative sources of energy, as and when the necessity arises.

**Technology Absorption:**

The efforts made towards technology absorption – The Company continues to take prudential measures in respect of technology absorption, adaptation and take innovative steps to use the scarce resources effectively.

**Foreign Exchange Earnings and Outgo:**

Foreign Exchange Earnings - NIL

Foreign Exchange Outgo - NIL

**Development & Implementation of Risk Management Policy**

Company has implemented an integrated risk management approach through which it reviews and assesses significant risks on a regular basis to ensure that a robust system of risk controls and mitigation is in place. Senior management periodically reviews the risk management framework to keep updated and address emerging challenges.

**Material changes and commitments affecting financial position of the Company**

No material changes and commitments affecting the financial position of the Company has occurred between the end of financial year to which financial statements relates & the date of this report i.e., Date of Board's Report.

**Details of Fraud reported by Auditor under sub-section (12) of section 143 of the Companies Act, 2013, other than those reportable to Central Government.**

No fraud has been reported by the Auditor to the board or central government.

**Details of significant / material orders passed by the regulators:**

No significant or material orders were passed by the Regulators or Courts or Tribunals which impact the going concern status and Company's operations in future.

**Details of policy developed & implemented by Company on the Corporate Social Responsibility (CSR) initiatives:**

The provisions of Section 135 of the Companies Act, 2013, being not applicable, the Company is not required to comply with the provisions related to CSR.

**Details in respect of adequacy of internal financial controls with reference to the financial statements**

The director's reports that the company has maintained adequate internal controls commensurate with the size & nature of operations of Company.

There are suitable monitoring procedures in place to provide reasonable assurance for accuracy & timely reporting of financial information and compliance with the statutory requirements.

For ensuring accuracy in the preparation of the financial records, the company has implemented various checks & balances like periodic reconciliation of major accounts, review of accounts & proper approval mechanism.

Your company has documented all major processes in the area of expenses, bank transactions, payments, statutory compliances, & financial accounting process. Your Company is continuously putting its efforts to align the processes and controls with the best practices in the industry.

### **Compliance with Secretarial Standards issued by Institute of Company Secretaries of India (ICSI)**

The Directors state that the Company has observed compliance with Secretarial Standard – I & Secretarial Standard – II issued by the Ins Institute of Company Secretaries of India, as required under sub-section (10) of section 118 of the Companies Act, 2013.

### **Prevention of Sexual Harassment Policy**

The Company strongly believes in providing safe working environment and equal to all its employees and encourages diversity in its work force.

The Company has a general mechanism in place to report and to prevent the sexual harassment in any form and the same is communicated to all employees including those on contract at periodical intervals.

The Company has created awareness on the process of reporting, processing and resolving sexual harassment complaints, if any.

There was no case of sexual harassment reported during the financial year under review.

### **General Disclosures**

Your Directors states that no disclosure or reporting is required in respect of the following items as there were no transactions / no provisions were applicable during the year under review:

1. Issue of equity shares with differential rights as to dividend, voting or otherwise, - No such events occurred.
2. Issue of shares (sweat equity shares) to employees of the Company under Employee Stock Option Scheme, - No such events occurred.

3. Buy-back of shares, - No such events occurred.
4. Statement of Independent Directors, - As the Company is not required to appoint the Independent Directors.
5. Company's policy on Director's appointment & remuneration under, - As the company is not governed by the provisions of section 178 of the Companies Act, 2013.
6. Disclosure of directors / key managerial personnel appointed or resigned during the year under review, - No such events occurred.
7. Issuance of Warrants / debt securities, - No such events occurred.

### **Acknowledgement**

The Board of Directors wishes to express its gratitude and record its sincere appreciation for the commitment and dedicated efforts put in by all the employees. Your Directors take this opportunity to express their grateful appreciation for the encouragement, cooperation and support received by the Company from the local authorities, bankers, clients, suppliers and business associates. The directors are thankful to the esteemed shareholders for their continued support and the confidence reposed in the Company and its management.

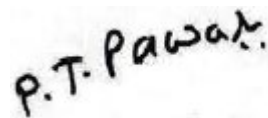
**For and on behalf of the Board of Directors**

**TROM INDUSTRIES LIMITED**  
**CIN: U29309GJ2019PLC109376**

**Place : Ahmedabad**  
**Date : 25/11/2021**



**JIGNESH BHARATBHAI PATEL**  
**DIRECTOR**  
**DIN : 07093538**



**PANKAJ TANAJI PAWAR**  
**DIRECTOR**  
**DIN : 07093588**

**FORM NO. MGT-9**  
**EXTRACT OF ANNUAL RETURN**

(As on the financial year ended 31<sup>st</sup> March, 2021  
[Pursuant to section 92(3) of the Companies Act, 2013 and rule 12(1) of the Companies  
(Management and Administration) Rules, 2014])

**I. REGISTRATION AND OTHER DETAILS:**

1.	CIN	U29309GJ2019PLC109376
2.	Registration Date	01/08/2019
3.	Name of the Company	TROM INDUSTRIES LIMITED
d4.	Category/Sub-Category of the Company	Public Company Limited by Shares/ Non-govt Company
5.	Address of the Registered office and contact details	4th Floor, 421, Pramukh Tangent, Nr.Sargasan Cross Road, Gandhinagar Gj 382421 In.
6.	Whether listed Company (Yes/No):-	Yes
7.	Name, Address and Contact details of Registrar and Transfer Agent, if any	N.A.

**II. PRINCIPAL BUSINESS ACTIVITIES OF THE COMPANY:**

Sr. No.	Name and Description of Main Product/Services	NIC Code of the Product	% to total turnover of the Company
1.	04097-Other manufacturing n.e.cc	04097	100%

**III. PARTICULARS OF HOLDING, SUBSIDIARY AND ASSOCIATE COMPANIES: NIL****IV. SHARE HOLDING PATTERN (Equity Share Capital Breakup as percentage of Total Equity)****I. Category-wise Share Holdings**

Category of Shareholder	No. of Shares held at the beginning of the year	No. of Shares held at the end of the year	% change during the

									year
	Demat	Physical	Total	% of Total Shares	Demat	Physical	Total	% of Total Shares	%
<b>A. Promoters</b>									
<b>(1) Indian</b>	NIL	NIL	NIL	NIL	NIL	NIL	NIL	NIL	NIL
a) Individual /HUF	9500	NIL	95000	95.00%	9500	NIL	95000	95.00%	NIL
b) Central Govt. or State Govt.	NIL	NIL	NIL	NIL	NIL	NIL	NIL	NIL	NIL
c) Bodies Corporates	NIL	NIL	NIL	NIL	NIL	NIL	NIL	NIL	NIL
d) Bank/FI	NIL	NIL	NIL	NIL	NIL	NIL	NIL	NIL	NIL
e) Any other	500	NIL	5000	05.00%	500	NIL	5000	05.00%	NIL
<b>Sub Total:(A) (1)</b>	10,000	NIL	1,00,000	100.00%	10,000	NIL	1,00,000	100.00 %	NIL
<b>(2) Foreign</b>	NIL	NIL	NIL	NIL	NIL	NIL	NIL	NIL	NIL
a) NRI- Individuals	NIL	NIL	NIL	NIL	NIL	NIL	NIL	NIL	NIL
b) Other Individuals	NIL	NIL	NIL	NIL	NIL	NIL	NIL	NIL	NIL
c) Bodies Corp.	NIL	NIL	NIL	NIL	NIL	NIL	NIL	NIL	NIL
d) Banks/FI	NIL	NIL	NIL	NIL	NIL	NIL	NIL	NIL	NIL
e) Any other...	NIL	NIL	NIL	NIL	NIL	NIL	NIL	NIL	NIL

<b>Sub Total (A) (2)</b>	NIL	NIL	NIL	NIL	NIL	NIL	NIL	NIL	NIL
<b>Total Shareholding of Promoter (A)= (A)(1)+ (A) (2)</b>	10,000	NIL	1,00,000	100.00%	10,000	NIL	1,00,000	100.00 %	NIL
<b>B. Public Shareholding</b>									
(1) Institutions	NIL	NIL	NIL	NIL	NIL	NIL	NIL	NIL	NIL
a) Mutual Funds	NIL	NIL	NIL	NIL	NIL	NIL	NIL	NIL	NIL
b) Banks/FI	NIL	NIL	NIL	NIL	NIL	NIL	NIL	NIL	NIL
c) Central govt	NIL	NIL	NIL	NIL	NIL	NIL	NIL	NIL	NIL
d) State Govt.	NIL	NIL	NIL	NIL	NIL	NIL	NIL	NIL	NIL
e) Venture Capital Fund	NIL	NIL	NIL	NIL	NIL	NIL	NIL	NIL	NIL
f) Insurance Companies	NIL	NIL	NIL	NIL	NIL	NIL	NIL	NIL	NIL
g) FIIS	NIL	NIL	NIL	NIL	NIL	NIL	NIL	NIL	NIL
h) Foreign Venture Capital Funds	NIL	NIL	NIL	NIL	NIL	NIL	NIL	NIL	NIL
i) Others (specify)	NIL	NIL	NIL	NIL	NIL	NIL	NIL	NIL	NIL

<b>Sub Total (B)(1):</b>	NIL	NIL	NIL	NIL	NIL	NIL	NIL	NIL	NIL
<b>(2) Non Institutions</b>									
a) Bodies corporates	NIL	NIL	NIL	NIL	NIL	NIL	NIL	NIL	NIL
i) Indian	NIL	NIL	NIL	NIL	NIL	NIL	NIL	NIL	NIL
ii) Overseas	NIL	NIL	NIL	NIL	NIL	NIL	NIL	NIL	NIL
b) Individuals	NIL	NIL	NIL	NIL	NIL	NIL	NIL	NIL	NIL
i) Individual shareholders holding nominal share capital upto Rs.1 lakhs	NIL	NIL	NIL	NIL	NIL	NIL	NIL	NIL	NIL
ii) Individuals shareholders holding nominal share capital in excess of Rs. 1 lakhs	NIL	NIL	NIL	NIL	NIL	NIL	NIL	NIL	NIL
c) Others (specify)	NIL	NIL	NIL	NIL	NIL	NIL	NIL	NIL	NIL
<b>Sub Total (B)(2):</b>	NIL	NIL	NIL	NIL	NIL	NIL	NIL	NIL	NIL

<b>Total Public Shareholding (B)= (B)(1)+(B)(2)</b>	NIL	NIL	NIL	NIL	NIL	NIL	NIL	NIL	NIL
C. Shares held by Custodian for GDRs & ADRs	NIL	NIL	NIL	NIL	NIL	NIL	NIL	NIL	NIL
<b>Grand Total (A+B+C)</b>	10,000	NIL	1,00,000	100.00%	10,000	NIL	1,00,000	100.00%	10,000

*(ii) Shareholding of Promoters*

Promoters' Name	Shareholding at the beginning of the year			Shareholding at the end of the year			% change in shareholding during the year
	No. of Shares	% of total shares of the company	% of shares Pledged/encumbered to total shares	No. of Shares	% of total shares of the company	% of shares Pledged/encumbered to total shares	
JIGNESH BHARATBHAI PATEL	4800	48%	NIL	4800	48%	NIL	NIL
PANKAJ TANAJI PAWAR	4700	47%	NIL	4700	47%	NIL	NIL
<b>Total</b>	<b>9500</b>	<b>95%</b>	<b>NIL</b>	<b>9500</b>	<b>95%</b>	<b>NIL</b>	<b>NIL</b>

*(iii) Change in Promoters' Shareholding:*

Promoter's Name	Shareholding at the beginning of the Year		Cumulative Shareholding during the year	
	No. of Shares	% of total shares of the company	No of shares	% of total shares of the company
At the beginning of the year				
Date wise increase/decrease in Promoters Shareholding during the year specifying the reasons for increase/decrease (e.g. allotment/transfer/bonus/sweat equity etc.)	<i>No changes during the year</i>			
At the end of the year				

*(iv) Shareholding Pattern of top ten Shareholders (other than Directors, Promoters and Holders of GDRs and ADRs):*

For Each of the Top 10 Shareholders	Shareholding at the beginning of the year (01 <sup>st</sup> April, 2021)		Cumulative Shareholding during the Year (31 <sup>st</sup> March, 2021)	
	No. of shares	% of total shares of the company	No. of shares	% of total shares of the company
At the beginning of year				
Changes during the year	No changes during the year			
At the end of year				
At the beginning of year				
Changes during the year	No changes during the year			
At the end of year				

(v) Shareholding of Directors and Key Managerial personnel:

Shareholding of each Directors and each Key Managerial Personnel	Shareholding at the beginning of the year (01 <sup>st</sup> April, 2021)		Cumulative Shareholding during the year (31 <sup>st</sup> March, 2021)	
	No. of shares	% of total shares of the company	No. of shares	% of total shares of the company
At the beginning of the year				
Changes during the year	No change during the year			
At the end of year				
At the beginning of the year				
Changes during the year	No change during the year			
At the end of year	-	-		
At the beginning of the year	-	-	-	-
Changes during the year	No change during the year			
At the end of year	-	-	-	-

V. INDEBTEDNESS -

Particulars	Secured Loans excluding Deposits	Unsecured Loans	Deposits	Total Indebtedness
<b>Indebtedness at the beginning of the financial year 01.04.2021</b>				
1) Principal Amount	65,74,669	2,46,17,365	2,79,88,737	5,91,80,771
2) Interest due but not paid	NIL	NIL	NIL	NIL
3) Interest accrued but not due	NIL	NIL	NIL	NIL
<b>Total of (1+2+3)</b>	65,74,669	2,46,17,365	2,79,88,737	5,91,80,771
<b>Change in Indebtedness during the financial year</b>				
+ Addition	80,824	25,45,285	7,00,74,451	7,27,00,560
- Reduction	6,71,735	1,02,79,403	7,47,41,659	8,56,92,797
<b>Net change</b>	<b>-5,90,911</b>	<b>-77,34,118</b>	<b>-46,67,208</b>	<b>-1,29,92,237</b>
<b>Indebtedness at the end of the financial year 31-03-2021</b>				
1) Principal Amount	59,83,758	1,68,83,247	2,33,21,529	4,61,88,534
2) Interest due but not paid	NIL	NIL	NIL	NIL
3) Interest accrued but not due	NIL	NIL	NIL	NIL
<b>Total of (1+2+3)</b>	59,83,758	1,68,83,247	2,33,21,529	4,61,88,534

## VI. REMUNERATION OF DIRECTORS AND KEY MANAGERIAL PERSONNEL

A) Remuneration to Managing Director, Whole-time Directors and / or Manager:

Particulars of Remuneration	Name of Directors		Total Amount
	Mr. Director	Mr. Director	
Gross salary			
(a) Salary as per provisions contained in section 17(1) of the Income-tax Act, 1961			
(b) Value of perquisites u/s 17(2) Income-tax Act, 1961			
(c) Profits in lieu of salary under section 17(3) Income- tax Act, 1961		-	-
Stock Option		-	-
Sweat Equity		-	-
Commission - as % of profit - others, specify ...		-	-
Others,	-	-	Others,
Total (A)			Total (A)

B. Remuneration to Other Directors : *NIL*

C. Remuneration to Key Managerial Personnel Other Than MD / Manager / WTD : *NIL*

VII. PENALTIES / PUNISHMENT/ COMPOUNDING OF OFFENCES: *NIL*

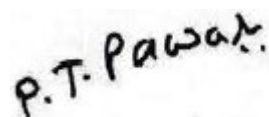
**For and on behalf of the Board of Directors**

**TROM INDUSTRIES LIMITED**  
**CIN: U29309GJ2019PLC109376**

**Place : Ahmedabad**  
**Date : 25/11/2021**



**JIGNESH BHARATBHAI PATEL**  
**DIRECTOR**  
**DIN : 07093538**



**PANKAJ TANAJI PAWAR**  
**DIRECTOR**  
**DIN : 07093588**

# ANNUAL REPORT

2020-21

**TROM INDUSTRIES LIMITED**

**CIN: U29309GJ2019PLC109376**

**PAN: AAHCT4511H**

4th Floor, 421,  
Pramukh Tangent,  
Nr. Sargasan Cross Road,  
Gandhinagar GJ 382421 In

AUDITORS

**Ramani & Vasoya**  
**Chartered Accountants**

226 to 229, 2nd Floor,  
Pramukh Tangent,  
Sargasan Cross Road,  
Gandhinagar – 382 421,  
Gujarat- India

Contact: + 91 99 24 99 88 99  
Email: [ramaniandvasoya@gmail.com](mailto:ramaniandvasoya@gmail.com)



226 to 229, 2<sup>nd</sup> Floor, Pramukh Tangent,  
Sargasan Cross Road, Gandhinagar.

+91-99 24 99 88 99

ramaniandvasoya@gmail.com

## INDEPENDENT AUDITOR'S REPORT

To,

**TROM INDUSTRIES LIMITED (CIN: U29309GJ2019PLC109376)**

4TH FLOOR, 421, PRAMUKH TANGENT,

NR. SARGASAN CROSS ROAD,

GANDHINAGAR GJ 382421 IN.

### Report on the audit of the financial statements

#### Opinion

We have audited the accompanying financial statements of **TROM INDUSTRIES LIMITED (CIN: U29309GJ2019PLC109376)** ("the Company"), which comprise the Balance Sheet as at **March 31, 2021**, and the Statement of Profit and Loss and Cash Flow Statement for the year then ended, and a summary of significant accounting policies and other explanatory information.

In our opinion and to the best of our information and according to the explanations given to us, the aforesaid financial statements give the information required by the Companies Act, 2013 ('Act') in the manner so required and give a true and fair view in conformity with the accounting principles generally accepted in India, of the state of affairs of the Company as at March 31, 2021, its **Profit** and cash flows for the year ended on that date.

#### Basis for opinion

We conducted our audit in accordance with the standards on auditing specified under section 143 (10) of the Companies Act, 2013. Our responsibilities under those Standards are further described in the auditor's responsibilities for the audit of the financial statements section of our report. We are independent of the Company in accordance with the code of ethics issued by the Institute of Chartered Accountants of India together with the ethical requirements that are relevant to our audit of the financial statements under the provisions of the Act and the rules thereunder, and we have fulfilled our other ethical responsibilities in accordance with these requirements and the code of ethics.

We believe that the audit evidence we have obtained is sufficient and appropriate to provide a basis for our opinion.

In our opinion and to the best of our information and according to the explanations given to us, the aforesaid financial statements give the information required by the act in the manner so required and give a true and fair view in conformity with the accounting principle generally accepted in India, of the state of affairs of the Company as at 31 March, 2021 and its profit its cash flows for the year ended on that date.

The company carries out monthly concurrent audit in pursuant to Reserve Bank of India circular No.: A.P.(DIR Series) Circular No.17 regarding "Know Your Customer (KYC) norms/Anti-Money Laundering (AML) standards/Combating the Financial of Terrorism (CFT)/Obligation of Authorized Person under Prevention of Money Laundering Act, (PMLA), as amended by Prevention of Money Laundering (Amendment) Act,2009-Money changing activities on a regular basis. The company undertakes concurrent audit on a monthly basis. The concurrent audit focuses on compliance related to the circular.



226 to 229, 2<sup>nd</sup> Floor, Pramukh Tangent,  
Sargasan Cross Road, Gandhinagar.

+91-99 24 99 88 99

ramaniandvasoya@gmail.com

We confirm that the compliance is properly in place as per the sample documents and reports checked by us.

### **Key audit matters**

Key audit matters are those matters that, in our professional judgment, were of most significance in our audit of the financial statements of the current period. These matters were addressed in the context of our audit of the financial statements as a whole, and in forming our opinion thereon, and we do not provide a separate opinion on these matters.

Reporting of key audit matters as per SA 701, Key Audit Matters are not applicable to the Company as it is an unlisted company.

### **Management Responsibility for the Financial Statements**

The Company's Board of Directors is responsible for the matters stated in section 134 (5) of the Act with respect to the preparation of these financial statements that give a true and fair view of the financial position, financial performance and cash flows of the Company in accordance with the accounting principles generally accepted in India, including the accounting standards specified under section 133 of the Act. This responsibility also includes maintenance of adequate accounting records in accordance with the provisions of the Act for safeguarding of the assets of the Company and for preventing and detecting frauds and other irregularities; selection and application of appropriate accounting policies; making judgments and estimates that are reasonable and prudent; and design, implementation and maintenance of adequate internal financial controls, that were operating effectively for ensuring the accuracy and completeness of the accounting records, relevant to the preparation and presentation of the financial statement that give a true and fair view and are free from material misstatement, whether due to fraud or error.

In preparing the financial statements, management is responsible for assessing the Company's ability to continue as a going concern, disclosing, as applicable, matters related to going concern and using the going concern basis of accounting unless management either intends to liquidate the Company or to cease operations, or has no realistic alternative but to do so.

The Board of directors are also responsible for overseeing the Company's financial reporting process.

### **Auditor's Responsibilities for the Audit of the Financial Statements:**

Our objectives are to obtain reasonable assurance about whether the financial statements as a whole are free from material misstatement, whether due to fraud or error, and to issue an auditor's report that includes our opinion. Reasonable assurance is a high level of assurance, but is not a guarantee that an audit conducted in accordance with SAs will always detect a material misstatement when it exists. Misstatements can arise from fraud or error and are considered material if, individually or in the aggregate, they could reasonably be expected to influence the economic decisions of users taken on the basis of these financial statements.

As part of an audit in accordance with SAs, we exercise professional judgment and maintain professional skepticism throughout the audit. We also:



- Identify and assess the risks of material misstatement of the financial statements, whether due to fraud or error, design and perform audit procedures responsive to those risks, and obtain audit evidence that is sufficient and appropriate to provide a basis for our opinion. The risk of not detecting a material misstatement resulting from fraud is higher than for one resulting from error, as fraud may involve collusion, forgery, intentional omissions, misrepresentations, or the override of internal control.
- Obtain an understanding of internal financial controls relevant to the audit in order to design audit procedures that are appropriate in the circumstances. Under section 143(3)(i) of the Act, we are also responsible for expressing our opinion on whether the Company has adequate internal financial controls system in place and the operating effectiveness of such controls.
- Evaluate the appropriateness of accounting policies used and the reasonableness of accounting estimates and related disclosures made by management.
- Conclude on the appropriateness of management's use of the going concern basis of accounting and, based on the audit evidence obtained, whether a material uncertainty exists related to events or conditions that may cast significant doubt on the Company's ability to continue as a going concern. If we conclude that a material uncertainty exists, we are required to draw attention in our auditor's report to the related disclosures in the financial statements or, if such disclosures are inadequate, to modify our opinion. Our conclusions are based on the audit evidence obtained up to the date of our auditor's report. However, future events or conditions may cause the Company to cease to continue as a going concern.
- Evaluate the overall presentation, structure and content of the financial statements, including the disclosures, and whether the financial statements represent the underlying transactions and events in a manner that achieves fair presentation

Materiality is the magnitude of misstatements in the financial statements that, individually or in aggregate, makes it probable that the economic decisions of a reasonably knowledgeable user of the financial statements may be influenced. We consider quantitative materiality and qualitative factors in (i) planning the scope of our audit work and in evaluating the results of our work; and (ii) to evaluate the effect of any identified misstatements in the financial statements.

We communicate with those charged with governance regarding, among other matters, the planned scope and timing of the audit and significant audit findings, including any significant deficiencies in internal control that we identify during our audit.

We also provide those charged with governance with a statement that we have complied with relevant ethical requirements regarding independence, and to communicate with them all relationships and other matters that may reasonably be thought to bear on our independence, and where applicable, related safeguards.

From the matters communicated with those charged with governance, we determine those matters that were of most significance in the audit of the financial statements of the current period and are therefore the key audit matters. We describe these matters in our auditor's report unless law or regulation precludes public disclosure about the matter or when, in extremely rare circumstances, we determine that a matter should not be communicated in our report because the adverse consequences of doing so would reasonably be expected to outweigh the public interest benefits of such communication.



## Other Matters

The audited financial statements for the year ended 31<sup>st</sup> March, 2021, was carried out and reported dated 25<sup>th</sup> November, 2021, whose report has been furnished to us by the management and which has been relied upon by us for the purpose of our audit of the Financial Statements. Our audit report is not qualified in respect of this matter.

## Report on Other Legal and Regulatory Requirements

1. As required by Section 143(3) of the Act, based on our audit we report that:
  - a) We have sought and obtained all the information and explanations which to the best of our knowledge and belief were necessary for the purposes of our audit.
  - b) In our opinion, proper books of account as required by law have been kept by the Company so far as it appears from our examination of those books.
  - c) The Balance Sheet, the Statement of Profit and Loss and the Statement of Cash Flow dealt with by this Report are in agreement with the relevant books of account.
  - d) In our opinion, the aforesaid financial statements comply with the Accounting Standard specified under Section 133 of the Act, read with Rule 7 of the Companies (Accounts) Rules, 2014.
  - e) On the basis of the written representations received from the directors as on March **31, 2021** taken on record by the Board of Directors, none of the directors is disqualified as on March 31, 2021 from being appointed as a director in terms of Section 164 (2) of the Act.
  - f) With respect to the adequacy of the internal financial controls over financial reporting of the Company and the operating effectiveness of such controls, refer to our separate Report in “**Annexure A**”. Our report expresses an unmodified opinion on the adequacy and operating effectiveness of the Company’s internal financial controls over financial reporting.
  - g) With respect to the other matters to be included in the Auditor’s Report in accordance with the requirements of section 197(16) of the Act, as amended:  
No Managerial remuneration is paid and so the provisions of section 197 read with Schedule V to the Companies Act are not applicable to company.
  - h) With respect to the other matters to be included in the Auditor’s Report in accordance with Rule 11 of the Companies (Audit and Auditors) Rules, 2014, as amended in our opinion and to the best of our information and according to the explanations given to us:
    - i) As explained the Company does not have any pending litigations which would impact its financial position;
    - ii) As explained the Company did not have any long-term contracts including derivative contracts for which there were any material foreseeable losses; and



226 to 229, 2<sup>nd</sup> Floor, Pramukh Tangent,  
Sargasan Cross Road, Gandhinagar.

+91-99 24 99 88 99

ramaniandvasoya@gmail.com

- iii) As explained to us no such amount is required to be transferred to the investor education and protection fund in accordance with the relevant provisions of the companies act, 2013 and the rules made there under.
2. As required by the Companies (Auditor's Report) Order, 2016 issued by the Central Government of India in terms of sub-section 11 of section 143 of the Act, we give in the "Annexure B", a statement on the matter specified in para 3 and 4 of the Order, to the extent applicable.

For, **Ramani & Vasoya**

Chartered Accountants  
Firm Reg. No. 135828W

Sagar Vasoya  
Partner  
Mem. No.129998

Place: Gandhinagar

Date: November 25, 2021



226 to 229, 2<sup>nd</sup> Floor, Pramukh Tangent,  
Sargasan Cross Road, Gandhinagar.  
☎ +91-99 24 99 88 99  
✉ ramaniandvasoya@gmail.com

## **ANNEXURE "A" TO THE INDEPENDENT AUDITOR'S REPORT**

(Referred to in paragraph 1(f) under 'Report on Other Legal and Regulatory Requirements' section of our report to the Members of **TROM INDUSTRIES LIMITED (CIN: U29309GJ2019PLC109376)** of even date)

### **Report on the Internal Financial Controls under Clause (i) of Sub-section 3 of Section 143 of the Companies Act, 2013 ("the Act")**

We have audited the internal financial controls over financial reporting of **TROM INDUSTRIES LIMITED (CIN: U29309GJ2019PLC109376)** ("the Company") as of **March 31, 2021** in conjunction with our audit of the financial statements of the Company for the year ended on that date.

#### **Management's Responsibility for Internal Financial Controls**

The Company's management is responsible for establishing and maintaining internal financial controls based on internal control over financial reporting criteria established by the company considering the essential components of internal control stated in the guidance note on audit of internal financial controls over financial reporting issued by the Institute of Chartered Accountants of India ('ICAI'). These responsibilities include the design, implementation, and maintenance of adequate internal financial controls that were operating effectively for ensuring the orderly and efficient conduct of its business, including adherence of the company's policies, the safeguarding of its assets, the prevention and detection of frauds and errors, the accuracy and completeness of the accounting records, and timely preparation of reliable financial information, as required under the companies act, 2013.

#### **Auditors' Responsibility**

Our responsibility is to express an opinion on the Company's internal financial controls over financial reporting based on our audit. We conducted our audit in accordance with the Guidance Note on Audit of Internal Financial Controls Over Financial Reporting (the "Guidance Note") and the Standards on Auditing, issued by ICAI and deemed to be prescribed under section 143(10) of the Companies Act, 2013, to the extent applicable to an audit of internal financial controls. Those Standards and the Guidance Note require that we comply with ethical requirements and plan and perform the audit to obtain reasonable assurance about whether adequate internal financial controls over financial reporting was established and maintained and if such controls operated effectively in all material respects.

Our audit involves performing procedures to obtain audit evidence about the adequacy of the internal financial controls system over financial reporting and their operating effectiveness. Our audit of internal financial controls over financial reporting included obtaining an understanding of internal financial controls over financial reporting, assessing the risk that a material weakness exists, and testing and evaluating the design and operating effectiveness of internal control based on the assessed risk. The procedures selected depend on the auditor's judgement, including the assessment of the risks of material misstatement in the financial statements, whether due to fraud or error.

We believe that the audit evidence we have obtained, is sufficient and appropriate to provide a basis for our audit opinion on the Company's internal financial control system over financial reporting.



226 to 229, 2<sup>nd</sup> Floor, Pramukh Tangent,  
Sargasan Cross Road, Gandhinagar.

+91-99 24 99 88 99

ramaniandvasoya@gmail.com

### Meaning of Internal Financial Controls over Financial Reporting

A company's internal financial control over financial reporting is a process designed to provide reasonable assurance regarding the reliability of financial reporting and the preparation of financial statements for external purposes in accordance with generally accepted accounting principles. A company's internal financial control over financial reporting includes those policies and procedures that (i) pertain to the maintenance of records that, in reasonable detail, accurately and fairly reflect the transactions and dispositions of the assets of the company; (ii) provide reasonable assurance that transactions are recorded as necessary to permit preparation of financial statements in accordance with generally accepted accounting principles, and that receipts and expenditures of the company are being made only in accordance with authorizations of management and directors of the company; and (iii) provide reasonable assurance regarding prevention or timely detection of unauthorized acquisition, use, or disposition of the company's assets that could have a material effect on the financial statements.

### Limitations of internal financial controls over financial reporting

Because of the inherent limitations of internal financial controls over financial reporting, including the possibility of collusion or improper management of override of controls, material misstatements due to error or fraud may occur and not be detected. Also, projections of any evaluation of the internal financial controls over financial reporting to future periods are subject to the risk that the internal financial control over financial reporting may become inadequate because of changes in conditions, or that the degree of compliance with the policies or procedures may deteriorate.

### Opinion

In our opinion and according to the information and explanations given to us, the Company has, in all material respects, an adequate internal financial control system over financial reporting and such internal financial controls over financial reporting were operating effectively as at **March 31, 2021**, based on the internal control over financial reporting criteria established by the Company considering the essential components of internal control stated in the Guidance Note on Audit of Internal Financial Controls Over Financial Reporting issued by the Institute of Chartered Accountants of India.

For, **Ramani & Vasoya**

Chartered Accountants

Firm Reg. No. 135828W

Sagar Vasoya

Partner

Mem. No.129998

Place: Gandhinagar

Date: November 25, 2021



**"Annexure B" TO THE INDEPENDENT AUDITOR'S REPORT**

(Annexure referred to in paragraph 1 under 'Report on Other Legal and Regulatory Requirements' section of the Independent Auditor's Report of even date)

- (i) (a) The Company has maintained proper records showing full particulars, including quantitative details and situation of a major portion of fixed assets.
- (b) The Company has a regular programme of physical verification of its fixed assets by which fixed assets are verified in a phased manner. In accordance with this programme, certain fixed assets were verified during the year and no material discrepancies were noticed on such verification. In our opinion, this periodicity of physical verification is reasonable having regard to the size of the Company and nature of its assets.
- (ii) As explained to us, physical verification of inventory has been conducted at reasonable intervals by the management and no material discrepancies were noticed.
- (iii) (a) According to information and explanation given to us, the Company has not granted any loans, secured or unsecured, to any Company, firm or other party covered in the register maintained under section 189 of the Act. Hence, provisions of clause (iii)(a), (iii)(b) and (iii)(c) of the order are not applicable to the Company.
- (iv) In our opinion and according to the information and explanations given to us, the Company has complied with the all-mandatory provisions of section 185 and 186 of the Act in respect of grants of loans, making of investments and providing guarantees and security.
- (v) According to information and explanation given to us, the Company has not accepted any deposits from the public during the year.
- (vi) To the best of our knowledge and according to information given to us, the Central Government has not prescribed the maintenance of cost records under sub-section (1) of section 148 of the Act for any products of the Company.
- (vii) (a) According to the information and explanations given to us, the Company is generally regular in depositing undisputed statutory dues including provident fund, employees' state insurance, income tax, sales tax, service tax, duty of customs, duty of excise, value added tax, cess and other major statutory dues applicable to it with appropriate authorities during the year. No undisputed amount were outstanding as at March 31, 2021 for a period of more than six months from the date they became payable.
- (b) According to the information and explanations given to us, there are no material dues of income tax, sales tax, service tax, duty of customs, duty of excise or value added tax, which have not been deposited on account of dispute, except following dues:

Name of the statue	Nature of dues	Amount (In `)	Period to which amount relates	Forum where dispute is pending
NIL				

- (viii) In our opinion and according to the information and explanations given to us, the Company has not made any default in repayment of loans or borrowing to any financial institution, bank, Government or dues to debenture holder.



- (ix) In our opinion and according to the information and explanation given to us, the money raised by way of loans have been applied for the purpose for which they were obtained. The Company has not raised any money by way of initial public offer or further public offer (including debt instruments) during the year.
- (x) To the best of our knowledge and according to information and explanations given to us, neither any fraud by Company nor any fraud on Company by its officers or employees has been noticed or reported during the year.
- (xi) In our opinion and according to information and explanations given to us, managerial remuneration has been paid or provided in accordance with the requisite approvals mandated by the provisions of section 197 read with Schedule V to the Companies Act..
- (xii) In our opinion and according to the information and explanation given to us, company is not a Nidhi Company. Accordingly, paragraph 3(xii) of the order is not applicable.
- (xiii) According to the information and explanations given to us and based on our examination of the records of the company, transactions with the related parties are in compliance with sections 177 and 188 of Act, where applicable and the details of such transactions have been disclosed in the financial statements as required by the applicable accounting standards.
- (xiv) According to the information and explanations given to us and based on our examination of the records of the company, the company has not made any preferential allotment or private placement of shares or fully or partly convertible debentures during the year.
- (xv) According to the information and explanation give to us and based on our examination of the records of the company, the company has not entered into any non-cash transaction with directors or persons connected with him. Accordingly, provisions of clause 3(xv) of the order are not applicable to the company.
- (xvi) As per our opinion, the company is not required to be registered under section 45-IA of the Reserve Bank of India Act, 1934. Accordingly, provisions of clause 3(xvi) of the order are not applicable to the company.

---

For, **Ramani & Vasoya**

Chartered Accountants

Firm Reg. No. 135828W

Sagar Vasoya

Partner

Mem. No.129998

Place: Gandhinagar  
Date: November 25, 2021

**TROM INDUSTRIES LIMITED**  
(CIN:U29309GJ2019PLC109376)  
Balance Sheet As On March 31, 2021

PARTICULARS	Note No.	Amount (₹)	Amount (₹) 31.03.2021	Amount (₹)	Amount (₹) 31.03.2020
<b>I. EQUITY AND LIABILITIES</b>					
<b>(1) Shareholder's Fund</b>					
(a) Capital	1	1,00,000		1,00,000	
(b) Reserve and surplus	2	<u>1,87,00,881</u>	1,88,00,881	<u>1,64,62,339</u>	1,65,62,339
<b>(2) Share application money</b>		<u>NIL</u>	NIL	<u>NIL</u>	NIL
<b>(3) Non Current Liabilities</b>					
(a) Long-term borrowings	3	1,16,94,547		1,90,51,008	
(b) Deferred tax liabilities (Net)		<u>NIL</u>	1,16,94,547	<u>NIL</u>	1,90,51,008
<b>(4) Current Liabilities</b>					
(a) Short-term borrowings	4	1,11,72,458		1,21,41,026	
(b) Trade payables	5	10,15,15,246		12,24,57,884	
(c) Other current liabilities	6	3,45,24,581		1,73,31,584	
(d) Short-term provisions	7	<u>18,23,478</u>	14,90,35,763	<u>14,62,500</u>	15,33,92,994
<b>TOTAL</b>			<u>17,95,31,191</u>		<u>18,90,06,341</u>
<b>II. ASSETS</b>					
<b>(1) Non-current assets</b>					
(a) Fixed assets					
i. Tangible Assets					
Gross Block	8	60,64,629		56,97,981	
Depreciation		<u>25,22,607</u>		<u>9,61,653</u>	
Net Block		<u>35,42,022</u>		<u>47,36,328</u>	
ii. Intangible Assets		NIL		NIL	
iii. Capital Work in Progress		NIL		NIL	
iv. Intangible assets under development		NIL	35,42,022	NIL	47,36,328
(b) Non-current investments		NIL		NIL	
(c) Deferred tax assets (Net)		2,44,127		85,506	
(d) Long term loans and advances		NIL		NIL	
(e) Other non-current assets		NIL	2,44,127	NIL	85,506
<b>(2) Current assets</b>					
(a) Inventories	9	88,23,620		85,12,690	
(b) Trade receivables	10	10,67,27,001		10,49,90,995	
(c) Cash and Bank Balance	11	95,58,716		69,02,385	
(d) Short-term loans & advances	12	4,20,49,344		5,32,37,005	
(e) Other current assets	13	<u>85,86,362</u>	17,57,45,042	<u>1,05,41,432</u>	18,41,84,508
<b>TOTAL</b>			<u>17,95,31,191</u>		<u>18,90,06,342</u>

**III. NOTES ON ACCOUNTS**


20

The Notes referred to above form an integral part of the Balance Sheet.

This is the Balance Sheet referred to in our Report of even date.

For, **Ramani & Vasoya**


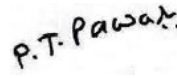
CHARTERED ACCOUNTANTS  
Firm Reg. No. 135828W



Sagar Vasoya  
Partner  
Mem. No.: 129998

For & On behalf of Board of Directors of

**TROM INDUSTRIES LIMITED**  
(CIN:U29309GJ2019PLC109376)

Jignesh B Patel      Pankaj T Pawar  
Director                      Director  
Din: 07093538      Din: 07093588

Place: Gandhinagar  
Date : 25 November, 2021

**UDIN: 21129998AAAANY3358**

**TROM INDUSTRIES LIMITED**

(CIN:U29309GJ2019PLC109376)

**STATEMENT OF PROFIT AND LOSS FROM 1ST APRIL, 2020 TO 31ST MARCH, 2021**


Particulars	Note No.	Amount (₹)	
		31.03.2021	31.03.2020
<b>I. Revenue From Operations</b>	14	<b>22,55,84,031</b>	<b>32,18,76,750</b>
<b>II. Other Income</b>	15	<b>25,47,989</b>	<b>5,05,228</b>
<b>III. Total Revenue (I+II)</b>		<b><u>22,81,32,020</u></b>	<b><u>32,23,81,978</u></b>
<b>IV. Expenses:</b>			
Cost of materials consumed	16	<b>18,06,23,304</b>	<b>29,40,46,165</b>
Employee benefits expense	17	<b>75,85,648</b>	<b>21,80,210</b>
Finance costs	18	<b>48,52,189</b>	<b>37,15,670</b>
Depreciation & amortization expenses	8	<b>15,60,954</b>	<b>9,61,652</b>
Other expenses	19	<b>2,88,78,623</b>	<b>1,68,62,493</b>
<b>Total Expenses</b>		<b><u>22,35,00,718</u></b>	<b><u>31,77,66,191</u></b>
<b>V. Profit before tax</b>		<b><u>46,31,302</u></b>	<b><u>46,15,787</u></b>
<b>VI. Exceptional items</b>		<b>NIL</b>	<b>NIL</b>
<b>VII. Profit before extraordinary items &amp; tax</b>		<b><u>46,31,302</u></b>	<b><u>46,15,787</u></b>
<b>VIII. Extraordinary items</b>		<b>NIL</b>	<b>NIL</b>
<b>IX. Profit before tax</b>		<b><u>46,31,302</u></b>	<b><u>46,15,787</u></b>
<b>X. Tax Expenses:</b>			
(1) Current tax		<b>15,58,000</b>	<b>14,03,000</b>
(2) Deferred tax		<b>-1,58,621</b>	<b>-85,506</b>
<b>XI. Profit/(Loss) for the period from continuing operation</b>		<b><u>32,31,923</u></b>	<b><u>32,98,293</u></b>
<b>XII. Profit/(Loss) for the period</b>		<b><u>32,31,923</u></b>	<b><u>32,98,293</u></b>
<b>XIII. Earning per Equity Share</b>			
(1) Basic		<b>323.19</b>	<b>329.83</b>
(2) Diluted			
<b>IX. NOTES ON ACCOUNTS</b>	20		

The Notes referred to above form an integral part of the Statement of Profit & Loss.

This is the Statement of Profit & Loss referred to in our Report of even date.

For, **Ramani & Vasoya**

CHARTERED ACCOUNTANTS  
Firm Reg. No.135828W

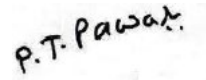


Sagar Vasoya  
Partner  
Mem. No.: 129998

For & On behalf of Board of Directors of  
**TROM INDUSTRIES LIMITED**  
(CIN:U29309GJ2019PLC109376)



Jignesh B Patel  
Director  
Din: 07093538



Pankaj T Pawar  
Director  
Din: 07093588

Place: Gandhinagar  
Date : 25 November, 2021

**UDIN: 21129998AAAANY3358**

**TROM INDUSTRIES LIMITED**  
(CIN:U29309GJ2019PLC109376)  
**NOTES FORMING PART OF BALANCE SHEET**

Particulars	Note No.	Amount (₹) 31.03.2021	Amount (₹) 31.03.2020
<b>Note : 1</b>			
<b>Share Capital</b>			
<b>Authorised</b>			
10000 Equity Shares of Rs.10/- each (Previous Year 10000 Equity Shares of Rs.10/- each)		<u>1,00,000</u>	<u>1,00,000</u>
<b>Issued, Subscribed &amp; Paid-up</b>			
10000 Equity Shares of Rs.10/- each fully paid up (Previous Year 10000 Equity Shares of Rs.10/- each fully paid up)		<u>1,00,000</u>	<u>1,00,000</u>
<b>Details of shareholders holding more than 5% shares in the company:</b>			
<b>Total:-</b>	A	<u><u>1,00,000</u></u>	<u><u>1,00,000</u></u>
<b>Note : 2</b>			
<b>Reserves &amp; Surplus</b>			
Capital Reserve		<u>1,31,64,046</u>	<u>1,31,64,046</u>
Profit & Loss a/c		<u>55,36,835</u>	<u>32,98,293</u>
<b>Total:-</b>	A	<u><u>1,87,00,881</u></u>	<u><u>1,64,62,339</u></u>
<b>Note : 3</b>			
<b>Long-term borrowings</b>			
Bank Loan		<u>1,16,94,547</u>	<u>1,90,51,008</u>
<b>Total:-</b>		<u><u>1,16,94,547</u></u>	<u><u>1,90,51,008</u></u>
<b>Note : 4</b>			
<b>Short-term borrowings</b>			
From Bank		<u>1,11,72,458</u>	<u>1,21,41,026</u>
<b>Total:-</b>		<u><u>1,11,72,458</u></u>	<u><u>1,21,41,026</u></u>
<b>Note : 5</b>			
<b>Trade payables</b>			
Sundry Creditors for goods/services		<u>10,15,15,246</u>	<u>12,24,57,884</u>
<b>Total:-</b>		<u><u>10,15,15,246</u></u>	<u><u>12,24,57,884</u></u>
<b>Note : 6</b>			
<b>Other current liabilities</b>			
Advance from Customers	A	<u>3,38,13,447</u>	<u>1,62,24,492</u>
Creditors for expenses	B	<u>69,500</u>	<u>10,29,347</u>
Statutory Liabilities	C	<u>6,41,634</u>	<u>77,745</u>
<b>Total:-</b>		<u><u>3,45,24,581</u></u>	<u><u>1,73,31,584</u></u>
<b>Note : 7</b>			
<b>Short-term provisions</b>			
Provision for Audit Fees		<u>29,500</u>	<u>59,500</u>
Income Tax Provision		<u>15,58,000</u>	<u>14,03,000</u>
Provision for ESIC		<u>5,888</u>	
Provision for Employee		<u>2,30,090</u>	<u>NIL</u>
<b>Total:-</b>		<u><u>18,23,478</u></u>	<u><u>14,62,500</u></u>
<b>Note : 9</b>			
<b>Inventories</b>			
Finished Goods		<u>88,23,620</u>	<u>85,12,690</u>
<b>Total:-</b>		<u><u>88,23,620</u></u>	<u><u>85,12,690</u></u>

**TROM INDUSTRIES LIMITED**  
(CIN:U29309GJ2019PLC109376)  
**NOTES FORMING PART OF BALANCE SHEET**

Particulars	Note No.	Amount (₹) 31.03.2021	Amount (₹) 31.03.2020
<b>Note : 10</b>			
<b>Trade Receivables</b>			
Exceeding Six months			
I) Considered good		NIL	16,80,010
II) Doubtful		NIL	NIL
Others			
I) Considered good	A	10,67,27,001	10,33,10,985
II) Doubtful		NIL	NIL
<b>Total:-</b>		<u>10,67,27,001</u>	<u>10,49,90,995</u>
<b>Note : 11</b>			
<b>Cash and Bank Balance</b>			
Cash & Cash Equivalents			
Cash On Hand		27,68,252	13,46,558
Balance with bank	A	67,90,464	55,55,827
<b>Total:-</b>		<u>95,58,716</u>	<u>69,02,385</u>
<b>Note : 12</b>			
<b>Short-term loans and advances</b>			
Loans & Advances to other			
Deposits	A	38,29,333	1,42,14,316
	B	3,82,20,011	3,90,22,689
<b>Total:-</b>		<u>4,20,49,344</u>	<u>5,32,37,005</u>
<b>Note : 13</b>			
Balance With Revenue Authority			
<b>Total:-</b>	A	<u>85,86,362</u>	<u>1,05,41,432</u>
		<u>85,86,362</u>	<u>1,05,41,432</u>


**TROM INDUSTRIES LIMITED**  
(CIN:U29309GJ2019PLC109376)  
**CASH FLOW STATEMENT FOR THE YEAR ENDED MARCH 31, 2021**

PARTICULARS	Note No.	Amount (₹) March 31, 2021	Amount (₹) March 31, 2020
<b>CASH FLOW FROM OPERATING ACTIVITIES</b>			
Net Profit before tax and extraordinary items		46,31,302	46,15,787
Adjustment for:			
- Depreciation & amortization expenses		15,60,954	9,61,652
- Short Provision of Income Tax		(9,93,382)	-
- Interest Income		(25,47,989)	(5,05,228)
- Finance costs		48,52,189	37,15,670
- Prior Period Expense		-	-
- Loss/(Gain) on Sale of Fixed Assets (Net)		-	-
Total Adjustment		<u>28,71,773</u>	<u>41,72,094</u>
<b>Operating profit before working capital changes</b>		<b>75,03,075</b>	87,87,882
(Increase)/Decrease in Trade and other receivables		(17,36,006)	(10,49,90,995)
(Increase)/Decrease in Inventories		(3,10,930)	(85,12,690)
(Increase)/Decrease in Short-term loans and advances		1,11,87,661	(5,32,37,005)
(Increase)/Decrease in Other Current Assets		19,55,071	(1,05,41,432)
(Increase)/Decrease in Long Term Loans & Advances		-	-
Increase/(Decrease) in Short-term borrowings		(9,68,568)	1,21,41,026
Increase/(Decrease) in Trade Payable		(2,09,42,638)	12,24,57,884
Increase/(Decrease) in Other Current Liabilities		1,71,92,997	1,73,31,584
Increase/(Decrease) in Short Term Provisions		3,60,978	14,62,500
(Increase)/Decrease in Working Capital		<u>67,38,565</u>	<u>(2,38,89,128)</u>
Cash generated from operations		<u>1,42,41,640</u>	<u>(1,51,01,247)</u>
Direct taxes paid		<u>15,58,000</u>	14,03,000
<b>Net cash from operating activities</b>		<b><u>1,26,83,640</u></b>	<b><u>(1,65,04,247)</u></b>
<b>CASH FLOW FROM INVESTING ACTIVITIES</b>			
Purchase of Fixed Assets		3,66,648	56,97,981
Sale of Fixed Assets		-	-
<b>Net cash generated/(used) in investing activities</b>		<b><u>(3,66,648)</u></b>	<b><u>(56,97,981)</u></b>
<b>CASH FLOW FROM FINANCING ACTIVITIES</b>			
Proceed from fresh issuance of Share Capital		-	1,32,64,047
Proceed from Unsecured Loan		-	-
Proceed from bank borrowings		(73,56,461)	1,90,51,008
Interest received		25,47,989	5,05,228
Increase/(decrease) in working capital borrowings (net)		-	-
Finance costs		(48,52,189)	(37,15,670)
Preliminary Expense		NIL	NIL
<b>Net cash generated/(used) in financing activities</b>		<b><u>(96,60,661)</u></b>	<b><u>2,91,04,613</u></b>
<b>Net increase/(decrease) in cash and cash equivalent</b>		<b><u>26,56,330</u></b>	<b><u>69,02,385</u></b>
Cash and cash equivalent as at 01.04.2020		<u>69,02,385</u>	-
Cash and cash equivalent as at 31.03.21	11	<u><b>95,58,716</b></u>	<u>69,02,385</u>

The Notes referred to above form an integral part of the Cash Flow Statement.  
This is the Cash Flow Statement referred to in our Report of even date.

For **Ramani & Vasoya**

CHARTERED ACCOUNTANTS  
Firm Reg. No.135828W

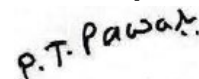


Sagar Vasoya  
Partner  
Mem. No.: 129998

For & On behalf of Board of Directors of  
**TROM INDUSTRIES LIMITED**  
(CIN:U29309GJ2019PLC109376)



Jignesh B Patel  
Director  
Din: 07093538



Pankaj T Pawar  
Director  
Din: 07093588

Place: Gandhinagar  
Date : 25 November, 2021

**TROM INDUSTRIES LIMITED**  
**(CIN:U29309GJ2019PLC109376)**  
**NOTES FORMING PART OF BALANCE SHEET**

**Note : 8**  
**Tangible Assets**

**Amount (Rs.)**

Particulars	Gross Block			Depreciation			Net Block			
	As on 01.08.2020	Additions	Deductions	As on 31.03.2021	As on 01.04.2020	For The Year	Deduction/ Adjustment	As on 31.03.2021	As on 31.03.2021	As on 31.03.2020
Plant & Machinery	5,32,738	NIL	NIL	5,32,738	52,525	86,935	NIL	1,39,460	<b>3,93,278</b>	4,80,213
Furniture	3,26,135	1,17,974	NIL	4,44,109	45,071	87,762	NIL	1,32,833	<b>3,11,276</b>	2,81,064
Office Equipments	2,44,566	11,900	NIL	2,56,466	62,568	82,752	NIL	1,45,320	<b>1,11,146</b>	1,81,998
Computer System	3,39,004	2,36,774	NIL	5,75,778	97,442	1,94,217	NIL	2,91,659	<b>2,84,119</b>	2,41,562
Vehicles	42,55,538	NIL	NIL	42,55,538	7,04,047	11,09,288	NIL	18,13,335	<b>24,42,203</b>	35,51,491
Sub-Total	56,97,981	3,66,648	NIL	60,64,629	9,61,653	15,60,954	NIL	25,22,607	35,42,022	47,36,328
<b>As At March 31, 2021</b>	<b>56,97,981</b>	<b>3,66,648</b>	<b>NIL</b>	<b>60,64,629</b>	<b>9,61,653</b>	<b>15,60,954</b>	<b>NIL</b>	<b>25,22,607</b>	<b>35,42,022</b>	<b>47,36,328</b>
As At March 31, 2020	NIL	56,97,981	NIL	56,97,981	NIL	9,61,652	NIL	9,61,653	<b>47,36,328</b>	NIL

**TROM INDUSTRIES LIMITED**  
(CIN:U29309GJ2019PLC109376)  
**NOTES FORMING PART OF PROFIT & LOSS STATEMENT**

Particulars	Note No.	Amount (₹) 31.03.2021	Amount (₹) 31.03.2020
<b>Note : 14</b>			
<b>Revenue From Operations</b>			
Sales and Services	A	22,55,84,031	32,18,76,750
Less:Excise Duty		NIL	NIL
Less:VAT		NIL	NIL
Net Sale		<u>22,55,84,031</u>	<u>32,18,76,750</u>
<b>Total:-</b>		<u><u>22,55,84,031</u></u>	<u><u>32,18,76,750</u></u>
<b>Note : 15</b>			
<b>Other Income</b>			
Interest Income		1,29,902	79,196
FD Interest Income		20,39,706	4,20,205
Freight Charges		4,890	4,619
Discount Received		2,54,689	1,045
Loan Charge Sales Income		2,481	NIL
Missalliance Income		1,16,223	NIL
Round off		98	163
<b>Total:-</b>		<u><u>25,47,989</u></u>	<u><u>5,05,228</u></u>
<b>Note : 16</b>			
<b>Cost of materials consumed</b>			
Inventory at the beginning of the year		85,12,690	46,23,670
Add : Puchase		18,09,34,234	29,79,35,185
Less: Inventory at the end of the year		88,23,620	85,12,690
Materials consumed		<u>18,06,23,304</u>	<u>29,40,46,165</u>
<b>Total:-</b>		<u><u>18,06,23,304</u></u>	<u><u>29,40,46,165</u></u>
<b>Note : 17</b>			
<b>Employee benefits expenses</b>			
Salary, wages and Bonus	A	74,21,122	20,71,049
Contribution to Provident Fund		96,744	46,980
Staff Welfare Expense		53,595	47,297
EPF Charges		8,368	3,445
ESIC Charges		5,819	11,439
<b>Total:-</b>		<u><u>75,85,648</u></u>	<u><u>21,80,210</u></u>
<b>Note : 18</b>			
<b>Finance costs</b>			
Annual Mantanance Charges For OD			12,397
Bank Charges		2,40,688	37,728
Bank Guarantee Charges		-2,20,235	1,54,750
Finance Charges & Transaction Charges		6	55,210
Interest Exp		48,31,730	15,11,103
Interest Exp (NBFC)		NIL	14,72,266
Interest Exp on OD		NIL	39,498
Loan Foreclosed Charges		NIL	9,125
Loan Processing Charges		NIL	4,23,593
<b>Total:-</b>		<u><u>48,52,189</u></u>	<u><u>37,15,670</u></u>

**NOTES FORMING PART OF PROFIT & LOSS STATEMENT**

<b>Particulars</b>	<b>Note No.</b>	<b>Amount (₹) 31.03.2021</b>	<b>Amount (₹) 31.03.2020</b>
<b>Note : 19</b>			
<b>Other Expenses</b>			
Payment to Auditor	A	29,500	29,500
Installation Expense		1,94,08,662	67,08,002
Transportation Expense		6,43,037	6,04,702
Discount Expense		22,79,358	2,43,648
Electricity Charges		78,716	29,326
Estimate Charges		9,36,757	31,89,499
Good Damage Expenses		6,600	NIL
Loading Charge		2,481	NIL
Packing Charge Expenses		4,580	NIL
Advertisement Expense		3,71,964	1,22,512
Commission Expense		40,240	12,13,250
Certificates Charges		35,300	NIL
Courier Charges		1,05,727	20,660
Counsaltancy Fees		75,491	NIL
Tea & Refrgement Expenses		63886	NIL
GST Audit Charges		NIL	18,000
Insurance Expense		3,62,073	2,79,868
Internet Expense		6,600	16,200
Legal Expense		2,82,200	1,33,140
Marketing and Promotion Expense		NIL	10,51,018
Mobile and Telephone Expense		3,09,123	1,02,228
Office Expense		3,22,772	3,28,901
Repair and Maintenance Computer		NIL	43,725
Stationery and Printing Expense		1,05,661	93,063
Telephone Expenses		1,03,461	NIL
Tender Fees and Registration Charges		4,82,079	1,74,695
Conveyance Expense		15,88,861	4,20,393
Strature Report Charge		1,14,670	NIL
Director Remuneration		NIL	17,50,000
Donation Expense		10,200	500
ESIC Interest Expense		NIL	1,39,560
GST Late Fees		NIL	600
Bad Debt Expenses		2,27,228	NIL
GST Tax Expense		58,981	4,196
Income Tax Expense		5,872	6,240
Interest on Income Tax		NIL	970
Panalty Charge		3,68,950	NIL
Municipal Tax		26,865	NIL
TDS Late Fees		1,150	NIL
Interest on Municipal Tax		NIL	76
Interest on Professional Tax		NIL	92
Interest on TDS		NIL	1,201
Petrol and Diesel Expense		94,777	77,932
Professional Tax Expense		4,978	2,400
lap top & computer part		90,974	NIL
RTO Registration Fees		1,305	NIL
Repair and Maintenance Expense			22,650
Vatav & Kasar Expenses		247	NIL
Water Expenses		4,590	NIL
VAT Expense		NIL	3,717
Vehicle Repair and Maintenance Expense		1,70,041	25,313
Welfare Cess		52,667	4,718
<b>Total:-</b>		<b>2,88,78,623</b>	<b>1,68,62,493</b>

**TROM INDUSTRIES LIMITED**  
(CIN:U29309GJ2019PLC109376)  
**DETAILS NOTES FORMING PART OF BALANCE SHEET**

Particulars	% of Share Holding	Amount (₹) 31.03.2021	% of Share Holding	Amount (₹) 31.03.2020
<b>Note : 1[A]</b>				
<b>Details of shareholders holding more than 5% shares in the company:</b>				
Jignesh Patel	48.00%	48,000	0%	48,000
Pankaj Pawar	47.00%	47,000	0%	47,000
<b>Total:-</b>		<b>95,000</b>		<b>95,000</b>
<b>Note : 2[A]</b>				
<b>Surplus</b>				
Opening balance		32,98,293		NIL
Add: Net Profit After Tax Trf. From Statement of Profit & Loss		32,31,923		32,98,293
Less: Short Provision of Income Tax		NIL		NIL
Amount Available For Appropriation		<u>65,30,217</u>		<u>32,98,293</u>
Less: Adjustment		9,93,382		NIL
Closing balance		<u>55,36,835</u>		<u>32,98,293</u>
<b>Note : 3[A]</b>				
<b>Bank Loan (Long term)</b>				
Bajaj Housing Finance Limited		38,86,528		40,41,346
HDFC Bank (Auto Loan A/C No: 95378933)		11,53,351		14,64,095
ICICI Bank (Auto Loan A/C No: LAGNR00037213237)		2,34,774		4,70,965
Aditya Birla Finance (A/C No :ABFLAHMBIL0000066663)		13,58,986		15,19,127
Deutsche Bank (Loan A/C No: 350036397860019)		3,71,095		13,75,213
ECL Finance Limited (A/C No : LAHMSBL0000077095)		-		15,23,912
Fullerton India Credit Co. Ltd.		2,80,595		11,73,762
IDFC First Bank Ltd (A/C No :26218246)		65,024		20,56,379
Incred Financial Services Ltd (LNAHM19119-200662800)		2,36,394		9,52,519
Indusind Bank (Loan A/C No: 706000112166)		-		2,53,786
Ratnakar Bank Ltd ( BLAHM006500019998)		3,88,672		13,52,759
Shriram City Union Fin. Ltd (CDAH1TF1910190001)		2,36,816		13,62,315
Standard Chartered Bank Loan A/C		34,82,312		15,04,830
<b>Total:-</b>		<u>1,16,94,547</u>		<u>1,90,51,008</u>
<b>Note : 4[A]</b>				
<b>Installment due within 12 months</b>				
Bajaj Housing Finance Limited		1,54,052		1,39,107
HDFC Bank (Auto Loan A/C No: 95378933)		3,39,593		2,62,176
ICICI Bank (Auto Loan A/C No: LAGNR00037213237)		2,15,460		1,96,980
Aditya Birla Finance (A/C No :ABFLAHMBIL0000066663)		6,43,358		10,21,143
Bajaj Finance Ltd (Loan A/C No: 418BLF44494312)		NIL		2,37,827
Dutch Bank (Loan A/C No: 350036397860019)		11,39,919		5,83,119
ECL Finance Limited (A/C No : LAHMSBL0000077095)		16,37,259		10,69,548
Fullerton India Credit Co. Ltd.		10,44,486		5,41,744
HDFC Bank Ltd (Loan A/C No: 48951269)		NIL		2,68,867
ICICI Bank (Loan A/C No: Upgnr00035913742)		NIL		1,79,866
IDFC First Bank Ltd (A/C No :26218246)		22,15,837		12,92,534
Incred Financial Services Ltd (LNAHM19119-200662800)		9,02,577		8,38,640
Indusind Bank (Loan A/C No: 706000112166)		2,97,252		7,62,765
Magma Fincorp Ltd (Loan A/C No: PG/0104/P/16/000089)		NIL		3,47,851
Ratnakar Bank Ltd ( BLAHM006500019998)		11,14,536		5,82,394
Shriram City Union Fin. Ltd (CDAH1TF1910190001)		13,19,455		6,78,849
Standard Chartered Bank Loan A/C		1,48,674		26,13,123
Tata Capital Finance Ltd (A/C No: TCFBL0272000010004081)		NIL		3,48,236
Volition Credit & Holding Pvt Ltd (Loan A/C No: UDY1276)		NIL		1,76,256
<b>Total:-</b>		<u>1,11,72,458</u>		<u>1,21,41,026</u>
<b>Note : 5[A]</b>				
<b>Sundry Creditors for goods/services</b>				
Sundry Creditors for Goods		10,15,15,246		12,24,57,884
<b>Total:-</b>		<u>10,15,15,246</u>		<u>12,24,57,884</u>
<b>Note : 6[A]</b>				
<b>Advance From Customer</b>				
Advance From Customer		3,38,13,447		16,22,44,92
<b>Total:-</b>		<u>3,38,13,447</u>		<u>1,62,24,492</u>

**TROM INDUSTRIES LIMITED**  
(CIN:U29309GJ2019PLC109376)  
**DETAILS NOTES FORMING PART OF BALANCE SHEET**

**Note : 6[B]**

**Creditors for expenses**

Creditor For Expenses

	<b>69,500</b>	<b>10,29,347</b>
<b>Total:-</b>	<b>69,500</b>	<b>10,29,347</b>

**Note : 6[C]**

**Statutory Liabilities**

EPF Payable	14,571	13,104
ESIC Payable	NIL	2,121
TCS Payable	1,915	NIL
TDS Payable	26,981	59,520
Salary Payable	5,94,417	NIL
Professional Tax Payable	3,750	3000
	<b>6,41,634</b>	<b>77,745</b>

**Note : 10[A]**

**Trade Receivale**

Exceeding Six months

I) Considered good

II) Doubtful

Others

I) Considered good

II) DOUBTFUL

	NIL	16,80,010
	NIL	NIL
	10,67,27,001	10,33,10,985
	NIL	NIL
<b>Total:-</b>	<b>10,67,27,001</b>	<b>10,49,90,995</b>

**Note : 11[A]**

**Balance with bank**

with maturity less than 12 month

Bank of Baroda (A/C No : 40970200000331)

Bank of Baroda (A/C No: 40970200000054)

Bank of India (A/C No: 204320110000221)

ICICI Bank Ltd (A/C No : 118305008169)

Union Bank of India (A/C No: 359301010035640)

Bank of Baroda OD Account- 40970400000090

	28,09,652	20,94,555
	5,20,314	7,91,892
	2,856	3,505
	21,39,090	2,41,211
	13,18,551	5,99,781
	NIL	18,24,884
<b>Total:-</b>	<b>67,90,464</b>	<b>55,55,827</b>

**Note : 12[A]**

**Loans & Advances to other**

Athomeweb

Belo Energy

Ganesh Electricals Pvt. Ltd. (Ajmer)

Ganesh Electricals Pvt Ltd (Jodhpur)

Pc link Enterprise

GRE Electronics Pvt. Ltd

Rainbow Power

Solarium Green Energy LLP

Insta Switch Enterprise

Son Solar Power

Subham Enterprise

Yueqing Xianglang Electric Co. Ltd

Hitesh Valand

Hasmukh Rajput

Vijendra Dodia

Jayesh Thakor

Chandrakant Dave

Hitesh Valand

Jayesh Thakor

Trom Solution

	27,620	17,000
	4,20,208	NIL
	NIL	12265758.7
	NIL	6,36,705
	1,505	NIL
	NIL	18,455
	5,00,000	NIL
	20,00,000	NIL
	NIL	2,39,266
	NIL	1,50,000
	5,00,000	5,00,000
	NIL	2,45,367
	NIL	30,000
	NIL	44,500
	1,80,000	NIL
	NIL	15,764
	NIL	15,000
	NIL	6,500
	NIL	30,000
	2,00,000	
<b>Total:-</b>	<b>38,29,333</b>	<b>1,42,14,316</b>

**TROM INDUSTRIES LIMITED**  
(CIN:U29309GJ2019PLC109376)  
**DETAILS NOTES FORMING PART OF BALANCE SHEET**

**Note : 12[B]**

**Deposits**

Bob Fd	3,65,287	80,562
Emd -Ajmer Vidhyut Vitran Nigam Ltd	36,74,710	34,72,210
Emd-Amulfed Dairy ( A Unit Of Gcmmf Ltd)	NIL	1,50,000
Emd- (Bg) Jodhpur Vidhyut Vitran Nigam Ltd	44,69,000	44,69,000
Emd - Dfo Vyra	10,000	10,000
Emd Gariyadhar Nagarpalika	11,590	11,590
Emd - Gujarat Energy Development Agency	NIL	19,00,000
Emd- Sr.A.O ( Ea Cash ) Avvnl, Ajmer _670860	6,70,860	NIL
Emd - Gujarat Metro Rail Corporation Ltd.	NIL	1,63,757
Emd-Executive Engineer, Panchayat ( R&B) Division,Jamnagar	50,000	NIL
Emd-Director District Rural Development Agency Tap	2,10,000	NIL
Emd Idarnagarpalika	42,000	NIL
Emd Devgadhi Bariya Nagarpalika	50,000	NIL
Emd Khedbramha Nagarpalika	7,500	NIL
Emd Kheda Nagarpalika	2,000	2,000
Emd - Paschim Gujarat Vij Company Ltd	19,00,000	7,00,000
Emd - Rajkot Municipal Corporation	1,32,500	1,32,500
Emd-State Project Director,Samagra Shiksha,Gcse	5,98,500	NIL
Emd-Reserve Bank Of India Ahmedabad	NIL	14,000
Emd -Reserve Bank Of India (New Delhi)	NIL	80,000
Emd- Sr. A.O. ( Ea Cash ) Avvnl, Ajmer _670860	NIL	6,70,860
Emd- Uttar Gujarat Vij Company Ltd	2,32,750	NIL
Emd Thasara Nagarpalika	2,000	2,000
Fd-Bank Of Baroda	NIL	3,58,157
Fd - Icici Bank Ltd	6,99,979	2,21,850
Indian Overseas Bank Fd A/C	27,70,981	20,61,884
P.B- Chief Officer Shahera Nagarpalika_97660	97,660	NIL
Pbg-Gujarat Ecology Commission	NIL	38,83,100
Pbg-Gujarat Energy Development Agency	30,56,000	30,56,000
Pbg- Jodhpur Vidhyut Vitran Nigam Ltd	NIL	10,78,000
Pbg- Oidc Ltd , Diu & Daman	10,74,000	10,74,000
Pbg - Rbi Ahmedabad	66,300	66,300
Pbg - Rbi New Delhi	2,30,084	2,30,084
Performance Guarantee - Rajkot Municipal Corporation	10,66,358	10,66,358
Performance Guarantee (Dgvcl)	7,135	NIL
Performance Guarantee (Mgvcl)	6,89,749	NIL
Performance Guarantee (Pgvcl)	8,68,455	NIL
Performance Guarantee (Torent)	9,12,469	NIL
Performance Guarantee (Ugvcl)	7,63,206	24,185
Rmd- Rbi Ahmedabad	NIL	33,129
Sardar Sarovar Narmada Nigam Ltd (Bound)	7,86,236	7,50,000
Sd - Chief Executive Officer Ahmedabad Cantonment Board	94,500	94,500
Sd- Dakshin Gujarat Vij Company Ltd.	64,47,200	64,47,200
Sd - Executive Eng. P.H. Mechanical Sub Division	NIL	17,485
Sd- Gujarat Energy Development Agency	12,00,000	12,00,000
Sd- Chief Officer Shahera Nagarpalika_48830	48,830	NIL
Sd - Junagadh Agricultural University Fund Account	NIL	1,34,000
Sd- Madhya Gujarat Vij Company Ltd.	32,23,600	32,23,600
Sd - Manipur Renewable Energy Development Agency	5,79,100	5,79,100
Sd- O.S. To Supdt Of Police Gandhinagar	NIL	9,000
Sd- Rbi Nagpur (Bg)	5,86,700	5,86,700
Sd- Reserve Bank Of India -New Delhi	2,06,620	2,06,620
Sd - Sahera Nagarpalika	16,000	16,000
Sd- Secretary Gujarat Pavitra Yatratham Vikas Board	NIL	7,21,958
Sd- Sp Mehsana	25,000	25,000
Sd- OI DC LTD	275152	
<b>Total:-</b>	<b><u>3,82,20,011</u></b>	<b><u>3,90,22,689</u></b>

**Note : 13[A]**

**Balance With Revenue Authority**

GST Receivable - TIL	6,54,905	12,50,004
GST Receivable - Trom Solar	33,874	50,000
GST TDS Receivable - TIL	14,16,673	7,58,811
GST TDS Receivable - Trom Solar	1,983	16,408
TDS Receivable - TIL	NIL	32,81,218
TDS Receivable - Trom Solar	59,83,234	47,14,570
TCS Receivable - TIL	44,020	18,750
VAT Receivable	4,51,672	4,51,672
<b>Total:-</b>	<b><u>85,86,362</u></b>	<b><u>1,05,41,432</u></b>

**TROM INDUSTRIES LIMITED**  
**(CIN:U29309GJ2019PLC109376)**  
**DETAILS NOTES FORMING PART OF PROFIT & LOSS STATEMENT**

Particulars	Amount (₹) 31.03.2021	Amount (₹) 31.03.2020
<b>Note : 14[A]</b>		
<b>Sales and Services</b>		
Domestic Sale	<b>24,02,40,387</b>	<b>33,83,78,364</b>
Sales	19,67,36,247	29,97,15,466
Design, Installtion, Testing And Commissioning	31315394.03	2,67,93,336
Installation Charges	1,19,46,306	1,18,63,063
Labour Charges	1,000	2,500
Repairing Charges	<u>2,41,441</u>	<u>4,000</u>
Less: Sale Return	<b>1,46,56,356</b>	<b>1,65,01,614</b>
Sales Reurn	1,35,95,430	1,52,54,715
Design, Installtion, Testing And Commissioning Return	6,84,756	8,23,169
Installation Charges Return	<u>3,76,171</u>	<u>4,23,730</u>
<b>Total:-</b>	<b><u>22,55,84,031</u></b>	<b><u>32,18,76,750</u></b>
<b>Note : 17[A]</b>		
<b>Salary, wages and Bonus</b>		
Salary & Wages	<b>69,23,163</b>	<b>20,67,249</b>
Labour Charges	<b>4,97,959</b>	<b>3,800</b>
<b>Total:-</b>	<b><u>74,21,122</u></b>	<b><u>20,71,049</u></b>
<b>Note : 19[A]</b>		
<b>Payment to Auditor</b>		
<b>As Auditor</b>		
Income Tax Matter	<b>29,500</b>	<b>29,500</b>
<b>Total:-</b>	<b><u>29,500</u></b>	<b><u>29,500</u></b>

**TROM INDUSTRIES LIMITED**  
(CIN:U29309GJ2019PLC109376)  
**GROUPINGS FORMING PART OF BALANCE SHEET**

Particulars	Note
	31.03.2021
<b>Groupings For Note : 5[A]</b>	
<b>Sundry Creditors for Goods</b>	
Alghari Elelctricals	18,91,127
Ambica Poles Private Limited	9,22,760
Amit Pomeg Tech Pvt Ltd	77,35,156
Ark Solar Energy Solutions	27,000
Avi Appliances Pvt Ltd	2,08,529
Dgr Energy Private Limited	49,71,554
Electrocom Connectors Private Ltd	16,284
Eternity Power Solutions Pvt Ltd	11,74,039
Gandhi Electronics	6,11,029
Greentech Solar	1,23,702
Greentouch Solar	21,36,026
Hermes Technologies Pvt. Ltd.	22,19,860
Jay Corporation	61,596
Jay Hind Computer	53,625
Mira Electricals	92,936
Mitraya Electrical	77,279
Om Enterprise	3,800
Patel Electric	5,19,224
Powerforce Energy Solution Pvt Ltd	25,18,226
Raajratna Ventures Limited	29,48,650
Rainbow Power	11,691
Rudra Plastic	1,53,190
Shashwat Cleantech Pvt. Ltd.	3,05,055
S.Kumar Electricals	36,858
Sonal Copiers	5,370
Stellent Technologies Pvt Ltd	7,18,688
Sulah Safe Solution	16,614
Topsun Energy Limited	824
Umiya Electric Store	37,760
Vimal Electronics	27,66,259
Vodafone Idea Limited	23,455
Volition Extrusions Polymers	1,34,520
Ganesh Electrical Private Limited Sd	6,16,72,709
Gre Electronics Private Limited	73,19,852
<b>Total:-</b>	<b><u>10,15,15,246</u></b>

**Groupings For Note : 6[A]**

**Advance From Customer**

Ex Hashmukh Rajput	NIL
Kishorku. Prabhashankar Raviya	20,000
Pravinchandra Dhirajlal Dhandha	27,803
Sitaben Jivabhai Prajapati	10,000
Aiyubhai Hasanbhai Master	1,00,000
Ashokbhai Jivabhai Patel	1,05,271
Ashokkumar M Patel	1,05,271
Bakulchandra V Gore	98,000
Baldevbhai I Patel	1,37,737
Barot Alkeshkumr Natvarlal	73,000
Barot Ravibhai Prafulchandra	21,305
Bharuchi Ibrihimbhai Ismilbhai	1,10,000
Bhaskar Biswas	83,626
Bhavin Tulsibhai Parmar	1,20,553
Bhavsar Kamleshkumar Babulal	85,266
Bhavsar Mithabhai Tulsidas	73,013
Bihola Dilipsinh Govindsinh	47,050
Chandra Mohan Singh	20,000
Chaudhari Kanjibhai Fuljibhai	1,05,271
Chetan Bhagvanjibhai Sapariya	1,00,000
Chokhavala Mohmadshafi Ibrahimbhai	83,000
Dave Rakshaben Upendrakumar	1,39,377
Devendra Thakorlal Parekh	60,000
Dharmendra Shakarchand Darji	25,000
Dr.Kirankumar C. Rami	74,829
Dr.Mohanbhai Naththudas Patel	9,124
Gelani Kailasben Vinubhai	74,829

**TROM INDUSTRIES LIMITED**  
(CIN:U29309GJ2019PLC109376)  
**GROUPINGS FORMING PART OF BALANCE SHEET**

<b>Particulars</b>	<b>Note</b>
	<b>31.03.2021</b>
Ghanshayambhai C. Patoliya	<b>1,37,737</b>
Girishbhai Kantilal Patel	<b>1,02,046</b>
Gohil Raghurajshih Ladhubha	<b>2,35,137</b>
Gupta Dharmendrakumar Ramprakash	<b>1,05,271</b>
Himatlal Keshavlal Thakkar	<b>77,626</b>
Ismailbhai Abdulrahim Mansuri	<b>93,000</b>
Jani Kokilaben Nathalal	<b>75,963</b>
Joshi Rajendraprasad Prahladbhai	<b>85,266</b>
J.S.Ravat	<b>74,829</b>
Kalidas Somabhai Parmar	<b>1,05,271</b>
Kamlesh Rajabhai Gadhiya	<b>37,500</b>
Kiritkant Natwerlal Bhatt	<b>1,04,846</b>
Kiritkumar Bechardas Parikh	<b>13,250</b>
Krutik Jayeshbhai Mevada	<b>32,000</b>
Lakhtariya Mehulkumar Govindbhai	<b>70,038</b>
Maganbhai Madhavjibhai Patel	<b>83,626</b>
Mahendrabhai B Patel	<b>70,000</b>
Maheshbhai Jivabhai Patel	<b>1,05,271</b>
Manglani Nishaben Hareshkumar	<b>83,626</b>
Manilal Laljibhai Solanki	<b>85,266</b>
Manjulaben S Rana	<b>1,30,000</b>
Manojbhai Lalbhai Shah	<b>1,70,204</b>
Manojkumar Ranchodbhai Patel	<b>1,31,671</b>
Mehta Haresh Umiyashankar	<b>88,200</b>
Mehta Tripulkumar Umiyasankarbhai	<b>88,200</b>
Modi Rohiniben Hitendrakumar	<b>18,693</b>
Mr. Ghanshyambhai R. Patel	<b>80,000</b>
Mr. Jayantibhai Somabhai Patel	<b>21,000</b>
Mr. Kalpeshkumar Karshandas Patel	<b>74,829</b>
Mr. Pravinbhai Ambalal Parekh	<b>32,000</b>
Mr. Rasiklal Shankarlal Boriawa	<b>20,000</b>
M/S Ch New Prestige Co Ho Soc.	<b>20,000</b>
M/S Shyamal Upvan Co Op Hous Cervice Socy Ltd 6	<b>4,00,000</b>
M/S Shyamal Upvan Co Op Hous Cervice Socy Ltd 8	<b>4,00,000</b>
M/S Shyamal Upvan Co Op Hous Service Socy Ltd	<b>1,00,000</b>
M/S Shyamal Upvan Co Op Hous Service Socy Ltd 1	<b>1,00,000</b>
M/S Shyamal Upvan Co Op Hous Service Socy Ltd 2	<b>7,00,000</b>
M/S Shyamal Upvan Co Op Hous Service Socy Ltd 4	<b>4,00,000</b>
M/S Shyamal Upvan Co Op Hous Service Socy Ltd 5	<b>4,00,000</b>
M/S Shyamal Upvan Co Op Hous Service Socy Ltd 7	<b>4,00,000</b>
M/S Shyamal Upvan Co Op Hous Service Socy Ltd 9	<b>4,00,000</b>
M/S Shyamal Upvan Co Op Hous Servive Socy Ltd 3	<b>7,00,000</b>
Naginbhai Shankarbhai Patel	<b>50,000</b>
Natwarlal Karsandas	<b>50,000</b>
Nayak Avinash Kaushikkumar	<b>83,626</b>
Naynaben Kishorbhai Kyada	<b>83,626</b>
Nileshkumar Prahladbhai Joshi	<b>85,266</b>
Nilesh R.Patel	<b>1,03,972</b>
Nirmalaben K Parekh	<b>96,800</b>
Panchal Amrutbhai Ramabhai	<b>1,07,220</b>
Panchal Jashvantkumar Rajaram	<b>85,266</b>
Parmar Piyushbhai Mahendrabhai	<b>25,000</b>
Patel Aminaben Ahmed	<b>46,800</b>

**TROM INDUSTRIES LIMITED**  
(CIN:U29309GJ2019PLC109376)  
**GROUPINGS FORMING PART OF BALANCE SHEET**

<b>Particulars</b>	<b>Note</b>
	<b>31.03.2021</b>
Patel Amitkumar Mafatlal	1,05,271
Patel Anandiben Pravinbhai	74,829
Patel Arvindbhai Naranbhai	86,000
Patel Bharatkumar Madhavlal	83,626
Patel Brijeshkumar Hasmukhbhai	83,626
Patel Chandreshkumar Babulal	1,37,737
Patel Hasumatiben D.	1,00,000
Patel Kamaleshbhai Bakulbhai	50,000
Patel Kiritbhai P.	83,626
Patel Manilal Ambalal	20,000
Patel Manojbhai Bakulbhai	70,000
Patel Prakashchandra Avacharbhai	40,000
Patel Rajeshkumar Natvarlal	47,050
Patel Ramesh Chimanlal	70,000
Patel Rasikbhai Hargovanbhai	1,10,000
Patel Rasikbhai Ramabhai	94,000
Patel Renukaben Kanubhai	17,200
Patel Shaileshbhai Somabhai	1,05,271
Patel Shilpaben Vijaykumar	90,000
Patel Vinodkumar Babulal	1,37,737
Patel Vinodkumar Dhulabhai	1,11,800
Patel Vishnubhai Maganbhai	40,000
Prajapati Karsanbhai Dahyabhai	85,266
Prajapati Manojkumar Bhanuprasad	1,05,270
Prajapati Rameshbhai Amrutbhai	50,000
Prajapati Tulsidas Gopaldas	1,05,271
Prannath Gaur	1,30,000
Prashant Acharya	25,000
Pratimaben Upendrabhai Shah	84,067
Pravinbhai Mohanbhai Khant	60,000
Rajeshbhai Gokalbhai Bavishi	1,37,737
Ramabhai Mohandas Patel	1,37,737
Rameshkumar Vinubhai Patel	1,00,000
Salimbhai Hajjunmahmed Memon	1,06,500
Sandip Narendra Veshvikar	50,000
Sanjay Kantilal Shah	1,62,000
Sanjay Mohan Desai	1,05,271
Sarojben J Panchal	80,000
Sarojben Kantibhai Patel	92,050
Shah Shailesh Bipinchandra	1,00,000
Shaileshkumar Dasharathlal Patel	1,01,055
Shantilal Hargovandas Patel	1,21,963
Shikha Rajeshkumar Thakkar	1,00,000
Shukla Kiran Gunvantbhai	1,25,000
Smt C S Shastri	55,500
Sunil Kumar Goswami	1,16,093
Sunilkumar Jaykumar Parikh	13,250
Tomar Mukeshkumar B	1,00,000
Tushar Mangaldas Patel	10,000
Upadhyay Priti Alpeshbhai	83,626
Vasava Pramodbhai C	1,33,800
Vekaria Rita Mansukhbhai	70,000
Vidhyaben Ghanshyambhai Mali	97,049
Vidhyaben Pratapray Bhatt	1,05,271
Vinaykumar Chandrakant Shah	74,829
Vinaykumar Laxmansinh Chauhan	33,000
Vyas Vandanaben Himansukumar	74,829
Yakubbhai M Vanka	99,000
Amrutlal Manordas Patel G	11,00,000
M/S The Seven Owner Maintenance Association	1,94,799
Nims Technology	20,52,692
Patel Hemantkumar Amrutlal	11,00,000
Suresha Tea Ltd	1,00,000
Ganesh Electric Pvt Ltd Deposit	1,48,98,482

**Total:- 3,38,13,447**

**TROM INDUSTRIES LIMITED**  
(CIN:U29309GJ2019PLC109376)  
**GROUPINGS FORMING PART OF BALANCE SHEET**

Particulars	Note
-------------	------

**31.03.2021**

**Groupings For Note : 6[B]**

**Creditor For Expenses**

Exp Hasmukh Rajput	30,000
Manjula Ramani	19,000
Pooja Ramani	20,500
<b>Total:-</b>	<b>69,500</b>

**Groupings For Note : 10[A]**

**Trade Receivale**

**Outstanding for  
more than 6 months**

	Others
Jadeja Shailendrasingh Narendrasingh	62573
Upendrasinh Vikramsinh	79,240
Bariya Ajaykumar Hamirbhai	8,926
Chief Executive Ahmedabad Cantonment Board	2,83,500
Forests & Environment Department	2,44,900
Gandhinagar Municipal Corporation	1,14,753
Gujarat Ecology Commission	1,34,79,411
Jodhpur Vidyut Vitran Nigam Ltd	9,80,000
Rajkot Municipal Corporation	54,446
Rameshchandra Khodabhai Parmar	4,49,775
Reserve Bank Of India (Ahm)	11,868
Reserve Bank Of India (Delhi)	2,21,407
Reserve Bank Of India ( Nagpur )	51,625
The Director (Manireda)	74,983
Amish Mukundbhai Chatwani	20,000
C T Suthar	88,000
Dharmani Meenaben Jitendra	19,912
Girishbhai A.Solanki	34,527
Iqbalhusain Ahmedbhai Ajmeri	25,573
Patel Rameshbhai Girdharbhai-Vijapur	1,19,285
Shraddha Rajeshbhai Dattani	24,527
Vadher Sanjay Chandrakantbhai	62,455
Babubhai Madhavlal Patel	23,695
Bari Ratanlal Ramdayal	13,305
Bavan M Sirajbhai Akbarbhai	23,695
Bharatbhai Ramanbhai Tadvi	3,20,000
Chaudhari Dineshkumar Salubhai	1,13,962
Gosai Dharmendragiri Chandugiri	20,203
Hardip Chandrakant Patel	38,231
Jain Mukeshbhai Amulakhchand	73,695
Jasavantkumar Panchal	81,987
Kanubhai Mangaldas Prajapati	28,417
Kirandevi Harishankar Jha	51,076
Kiran Rajeshkumar Popat	1,03,299
Maheshbhai Gordhanbhai Sangani	97,400
Mehta Naynaben Prakashkumar	83,626
Mrs. Prajapati Jyotsanaben Govindbhai	81,987
Nathabhai Maganbhai Prajapati	73,695
Patel Amitkumar Ramanlal	81,986
Patel Jayeshbhai Kantilal	81,987
Patel Kamleshbhai Kantibhai	48,457
Patel Kantibhai Hathibhai	73,695
Patel Nareshkumar Babulal	3,695
Patel Ramabhai Chimanbhai	73,695
Patel Ramabhai Chimanlal	73,696
Patel Ramilaben Vishnubhai	65,507
Patel Sanketkumar Bhailalbhai	83,626
Patel Shobhanaben Pankajkumar	10,000

**TROM INDUSTRIES LIMITED**  
**(CIN:U29309GJ2019PLC109376)**  
**GROUPINGS FORMING PART OF BALANCE SHEET**

<b>Particulars</b>	<b>Note</b>
	<b>31.03.2021</b>
P B Vaghela	<b>88,417</b>
Prajapati Shobhanaben Rameshbhai	<b>81,987</b>
Ramabhai Khodabhai Patel	<b>7,457</b>
Sarojben Dhirajbhai Ghanva	<b>30,271</b>
Shantilal Hargovandas Patel_3.96Kw	<b>1,00,062</b>
Vishalkumar Vishnubhai Patel	<b>1,03,305</b>
Yogeshkumar Manubhai Patel□	<b>38,221</b>
Mgvcl Subsidy(19-20)	<b>2,26,032</b>
Pgvcl Subsidy(19-20)	<b>78,683</b>
Torrent Subsidy (19-20)	<b>26,49,968</b>
Ugvcl Subsidy (19-20)	<b>61,452</b>
Mgvcl Subsidy(19-20)	<b>3,33,767</b>
Pgvcl Subsidy(20-21)	<b>5,60,763</b>
Torrent Subsidy (20-21)	<b>38,29,422</b>
Ugvcl Subsidy (20-21)	<b>58,84,404</b>
Dgvcl Subsidy (20-21)	<b>64,987</b>
Aditya Engineering	<b>2,65,874</b>
Anchor Food Plaza	<b>19,218</b>
Andhra Pradesh Power Corporation Pvt Ltd	<b>43,81,386</b>
Automation & Engineering Services	<b>2,77,825</b>
Devraj Solar System	<b>5,88,264</b>
Dikranu Ghar, Amreli	<b>3,82,000</b>
Ganesh Electrical Pvt Ltd (Guj)	<b>5,36,015</b>
H K Enterprise	<b>97,012</b>
Insta Switch Enterprise	<b>1,39,508</b>
Jodhpur- Md ( Delay Pmt)	<b>42,59,000</b>
Jodhpur- Md ( Delay Pmt- Se-Cess)	<b>44,80,000</b>
Mnre 30% Cfa (Andra Pradesh)	<b>6,17,463</b>
New & Renewable Energy Development Corp. Of A P Ltd.	<b>9,18,573</b>
Pbg - Ajmer Vidhyut Vitran Nigam Ltd	<b>3,98,63,853</b>
Pbg- Jodhpur Vidhyut Vitran Nigam Ltd	<b>80,83,599</b>
Pg Amount 10% ( Andra Pradesh)	<b>2,05,821</b>
Rmd - Jodhpur Vidhyut Vitran Nigam Ltd	<b>65,85,600</b>
Shankar Vijay Enterprise	<b>1,50,000</b>
Shree Shenal Enterprise	<b>17,640</b>
Solex Energy Limited	<b>7,560</b>
Srm Equipments	<b>13,91,248</b>
Subsidy Received (Geda & Mnre: 18-19)	<b>4,77,620</b>
Vaivaswat Technologies Llp	<b>3,97,013</b>
Vikrant Engineering	<b>1,09,410</b>
<b>Total:-</b>	<b><u>NIL 10,67,27,001</u></b>

# TROM INDUSTRIES LIMITED

## Notes to the accounts for the year ended March 31, 2021

### 20. NOTES ON ACCOUNTS

#### (A) SIGNIFICANT ACCOUNTING POLICIES

##### 1. BASIS OF PREPARATION OF FINANCIAL STATEMENT

The accounts of the company are prepared on historical cost basis as a going concern and are consistent with the generally accepted accounting principles in India (Indian GAAP), including the Accounting Standards notified under the relevant provisions of the Companies Act, 2013. The Company follows the Mercantile System of Account and recognizes Income & Expenditure on accrual basis.

##### 2. USE OF ESTIMATES

The preparation of these financial statements in conformity with Indian GAAP requires the management to make estimates, judgements and assumptions that affect the reported amount of assets and liabilities on the date of the financial statements and the reported amount of revenues and expenses during the reporting period. Difference between the actual results and estimates are recognized in the period in which the results are known/ material.

##### 3. INVENTORIES

Inventories, if any, at the lower of cost (on weighted average basis) and the net realisable value after providing for obsolescence and other losses, where considered necessary. Cost includes all charges in bringing the goods to the point of sale, including octroi and other levies, transit insurance and receiving charges.

Inventories, if any, at the lower of cost (on weighted average basis) and the net realisable value after providing for obsolescence and other losses, where considered necessary. Cost includes all charges in bringing the goods to the point of sale, including octroi and other levies, transit insurance and receiving charges.

##### 4. CASH AND CASH EQUIVALENTS

Cash comprises cash on hand and demand deposits with banks. Cash equivalents are short-term balances (with an original maturity of three months or less from the date of acquisition), highly liquid investments that are readily convertible into known amounts of cash and which are subject to insignificant risk of changes in value.

##### 5. DEPRECIATION AND AMORTISATION

Depreciation has been provided on the written down value method as per the rates prescribed in Schedule II to the Companies Act, 2013 and at the rates and manner specified in schedule -II. In respect of assets acquired during the year the depreciation is provided on pro-rata basis.

##### 6. INCOME FROM SERVICES

Revenue is recognized when there is reasonable certainty of its ultimate realization/collection. Revenues from contracts priced on a time and material basis are recognized when services are rendered and related costs are incurred.

##### 7. OTHER INCOME

Interest income is accounted on accrual basis. Dividend income is accounted for when the right to receive it is established.

## **8. TANGIBLE FIXED ASSETS**

Fixed assets are carried at cost less accumulated depreciation and impairment losses, if any. The cost of fixed assets includes interest on borrowings attributable to acquisition of qualifying fixed assets up to the date the asset is ready for its intended use and other incidental expenses incurred up to that date. Exchange differences arising on restatement / settlement of long-term foreign currency borrowings relating to acquisition of depreciable fixed assets are adjusted to the cost of the respective assets and depreciated over the remaining useful life of such assets. Machinery spares which can be used only in connection with an item of fixed asset and whose use is expected to be irregular are capitalised and depreciated over the useful life of the principal item of the relevant assets. Subsequent expenditure relating to fixed assets is capitalised only if such expenditure results in an increase in the future benefits from such asset beyond its previously assessed standard of performance.

## **9. INVESTMENTS**

Long-term investments (excluding investment properties), are carried individually at cost less provision for diminution, other than temporary, in the value of such investments. Current investments are carried individually, at the lower of cost and fair value. Cost of investments include acquisition charges such as brokerage, fees and duties.

Investment properties are carried individually at cost less accumulated depreciation and impairment, if any. Investment properties are capitalised and depreciated (where applicable) in accordance with the policy stated for Tangible Fixed Assets. Impairment of investment property is determined in accordance with the policy stated for Impairment of Assets.

## **10. BORROWING COSTS**

Borrowing costs include interest, amortisation of ancillary costs incurred and exchange differences arising from foreign currency borrowings to the extent they are regarded as an adjustment to the interest cost. Costs in connection with the borrowing of funds to the extent not directly related to the acquisition of qualifying assets are charged to the Statement of Profit and Loss over the tenure of the loan.

## **11. EARNINGS PER SHARE**

Basic earnings per share is computed by dividing the profit / (loss) after tax (including the post tax effect of extraordinary items, if any) by the weighted average number of equity shares outstanding during the year. Diluted earnings per share is computed by dividing the profit / (loss) after tax (including the post tax effect of extraordinary items, if any) as adjusted for dividend, interest and other charges to expense or income relating to the dilutive potential equity shares, by the weighted average number of equity shares considered for deriving basic earnings per share and the weighted average number of equity shares which could have been issued on the conversion of all dilutive potential equity shares.

## **12. TAXES ON INCOME**

'Current tax is the amount of tax payable on the taxable income for the year as determined in accordance with the provisions of the Income Tax Act, 1961.

As the company has opted for section 115BAA, MAT is not applicable to company.

Deferred tax is recognised on timing differences, being the differences between the taxable income and the accounting income that originate in one period and are capable of reversal in one or more subsequent periods. Deferred tax is measured using the tax rates and the tax laws enacted or substantially enacted as at the reporting date. Deferred tax liabilities are recognised for all timing differences. Deferred tax assets in respect of unabsorbed depreciation and carry forward of losses are recognised only if there is virtual certainty that there will be sufficient

future taxable income available to realise such assets. Deferred tax assets are recognised for timing differences of other items only to the extent that reasonable certainty exists that sufficient future taxable income will be available against which these can be realised. Deferred tax assets and liabilities are offset if such items relate to taxes on income levied by the same governing tax laws and the Company has a legally enforceable right for such set off. Deferred tax assets are reviewed at each Balance Sheet date for their reliability.

Current and deferred taxes relating to items directly recognised in equity are recognised in equity and not in the Statement of Profit and Loss.

### **13. PROVISIONS AND CONTINGENCIES**

A provision is recognised when the Company has a present obligation as a result of past events and it is probable that an outflow of resources will be required to settle the obligation in respect of which a reliable estimate can be made. Provisions (excluding retirement benefits) are not discounted to their present value and are determined based on the best estimate required to settle the obligation at the Balance Sheet date. These are reviewed at each Balance Sheet date and adjusted to reflect the current best estimates. Contingent liabilities are disclosed in the Notes.

### **14. PRELIMINARY EXPENSES**

The balance of Preliminary expenses is carried as an asset and is amortised over a period of 5 years from the date of the registration of company.

### **15. INSURANCE CLAIMS**

Insurance claims are accounted for on the basis of claims admitted / expected to be admitted and to the extent that there is no uncertainty in receiving the claims.

### **16. PROVISIONS, CONTINGENT LIABILITIES AND CONTINGENT ASSETS**

Provisions involving substantial degree of estimation in measurement are recognized when there is a present obligation as a result of past events and it is probable that there will be outflow of resources. Contingent Liabilities are not recognized but are disclosed in the notes. Contingent Assets are neither recognized nor disclosed in the financial statements.

## **(B) NOTES ON ACCOUNTS**

### **1. CURRENT ASSETS, LOANS AND ADVANCES & LIABILITIES**

In the opinion of the Board of Directors, sundry debtors, loans and advances have value on realization atleast equal to amount at which they have been stated. The provision for all known liabilities is reasonable and not in excess of the amount considered reasonably necessary.

### **2. DEBIT/CREDIT BALANCES**

Debit and Credit balances are subject to confirmation and consequent reconciliations, if any.

### **3. EARNING PER SHARE**

<b>Particulars</b>	<b>Unit</b>	<b>2020-21</b>	<b>2019-20</b>
Profit attributable to Equity Shareholders for Basic EPS (Profit after tax)	₹ in Lacs	<b>32.32</b>	<b>32.98</b>
Weighted Average Number of Equity Share used for Basic EPS	No. in Lacs	<b>0.10</b>	<b>0.10</b>
Nominal Value of Shares	₹	<b>10</b>	<b>10</b>
Basic Earning per Shares	₹	<b>323.29</b>	<b>329.83</b>
Adjusted Earning per Shares	₹	<b>323.29</b>	<b>329.83</b>

**4. PAYMENTS TO AUDITORS**

Auditor's Remuneration has been provided as below:

<b>Particulars</b>	<b>2020-21</b>	<b>2019-20</b>
	Amount ₹	Amount ₹
Audit Fees	<b>29,500</b>	<b>29,500</b>
<b>TOTAL</b>	<b>29,500</b>	<b>29,500</b>

**5. RELATED PARTY DISCLOSURES****List of Related Party**

1.	Trom Solution
2.	JIGNESH BHARATBHAI PATEL
3.	PANKAJ TANAJI PAWAR
4.	Aditya Engineering

There Is no Remuneration to Director and other related party transaction.

Name	Nature of Relation	Nature of Transaction	Amount 2020-2021
Trom Solution	Firm Under same Ownership	Purchase	200000
Aditya Engineering	Firm Under same Ownership	Sales	17,85,355
Aditya Engineering	Firm Under same Ownership	Purchase	15,27,842

**6. As per AS-22 Differed tax Asset is provided as under.**

<b>Particulars</b>	<b>As on 01.04.2020</b>	<b>Movement During The Year</b>	<b>As on 31.03.2021</b>
<b>Deferred Tax Liability</b>			
Related to Fixed Assets	NIL	NIL	NIL
(A)	<u>NIL</u>	<u>NIL</u>	<u>NIL</u>
<b>Deferred Tax Assets</b>			
Related to Business Loss & Allowances	244127	-158621	85506
(B)	<u>244127</u>	<u>-158621</u>	<u>85506</u>
<b>Net Deferred Tax (Assets)/Liability</b>	<b>(A-B)</b>		
	<u>244127</u>	<u>-158621</u>	<u>85506</u>

**7.** Balance of Cash on Hand is taken as certified by Management.**8.** Closing Stock is taken, valued and certified by Management.**9. ROUNDING OFF FIGURES**

Figures have been rounded off to the nearest rupee.

**10. PREVIOUS YEAR'S FIGURES**

As this is the first year of company, previous year's figure is not applicable.

**11. ACCOUNTING YEAR**


Previous year's figures are regrouped, re-cast and rearranged wherever necessary to make them comparable with that of current year.

---

Signature to Notes 1 to 20

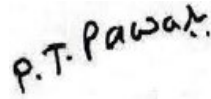
For, **Ramani & Vasoya**

CHARTERED ACCOUNTANTS  
Firm Reg. No.135828W



Sagar Vasoya  
Partner  
Mem. No.: 129998

For, **TROM INDUSTRIES LIMITED**  
(CIN: U29309GJ2019PLC109376)



Pankaj T Pawar    Jignesh B Patel  
Director                      Director  
Din: 07093538    Din: 07093588

Place: Gandhinagar  
Date: November 25, 2021