Ref. No. : ..... Date : .....

Date: 30th May, 2025

To
The Manager
Listing Department
National Stock Exchange of India Limited
Exchange Plaza, C-1, Block G
Bandra -Kurla Complex, Bandra (East)
Mumbai – 400 051
Trading Symbol: DBEIL

The Manager
Listing Department
BSE Limited
Phiroze Jeejeebhoy Tower
Dalal Street,
Mumbai - 400001
Script code: 544276

Sub : Presentation of Deepak Builders & Engineers India Limited

Dear Sir/Madam

Pursuant to Regulation 30 of the SEBI (Listing Obligations and Disclosure Requirements) Regulations 2015, enclosed herewith the Investors' Presentation of financial results for the quarter and year ended March 31, 2025.

Kindly take the above information on record.

Thanking You,

Yours faithfully,
For Deepak Builders & Engineers India Limited

(Deepak Kumar Singal)
Managing Director
DIN: 01562688

DEEPAK BUILDERS & ENGINEERS INDIA LIMITED

Q4 FY25

Performance Highlights

Overview - **Focused And Niche**

Incorporated in 2018, business started by acquiring the running business of Deepak Builders, a partnership firm of our Promoter with over all construction experience of __ years

Integrated engineering and construction company, specializing in execution of construction and infrastructure projects

Clients includes government, semi-government and government controlled entities

Presence across Northern India, four (4) states viz. Punjab, Rajasthan, Haryana and Uttarakhand and two (2) union territories, Chandigarhs and New Delhi

Highlights

17%	38%	51%	₹ 14,239 Mn	2
Revenue CAGR (FY22-25)	EBITDA CAGR (FY22-25)	PAT CAGR (FY22-25)*	Order Book (as of March 31, 2025)	Projects awarded in FY 2025

Our Journey

1990

Our Promoter started his construction business journey under Deepak Builders

2018

Company incorporated and acquired the running business of Deepak Builders
Expanded the presence by securing a fly-over project in Haryana

2019

Secured construction project of Advanced Neuro sciences Centre at PGIMER

2021

Secured construction project of National Institute of Ayurveda, Panchkula

2022

- Converted to public limited
Completed the Geriatrics Block in AIIMS
- Secured first industrial building order worth ₹ 5329.59 million
- Secured single largest order from railways worth ₹ 4,729.46 million

2024

Completed International Cricket Stadium, Chandigarh worth ₹ 1,401.20 million

Areas of Operations

Construction Project Business

Administrative & Institutional Building Projects
Construction of buildings such as judicial court complex, district administrative Complex & Government buildings, etc.

Hospital & Medicare Projects
Construction of buildings for multi storied government hospitals and medical college

Historical Memorial Complex
Undertake various challenging and prestigious historical memorial complex and monuments such as

Industrial Buildings
Ventured in to construction of plant & non-plant buildings for industrial use such as, IOCL refinery project in Panipath, Haryana

Stadium & Sports Complex
Construction and development of stadium and sports complex.

Government Residential Projects
Execution of prestigious residential-cum-commercial projects, spearheaded by the government in the affordable housing category under Mukhya Mantri GRUH Yojana

Areas of Operations

Infrastructure Project Business

Road Projects
non-highway road,
rail and road over bridges.

Railway Projects
construction, development and
redevelopment of railway stations,
station building, etc

Established presence across verticals

Construction Project Business

Project	No of projects executed/under execution since inception	Total value of project (₹ in Mn)	No of states where executed	Single largest project value (₹ in Mn)
Administrative & Institutional Building Projects	15	5,337	02	978
Hospital and Medical College Building Projects	12	14,268	05	2,390
Historical Memorial Complex	02	4,156	01	2,184
Industrial Building	01	5,330	01	5,330
Stadium and Sports Complex	04	2,325	01	1,401
Residential Complex	12	4,193	01	1,185
Developmental and other Construction Activity	12	3,779	01	934

Established presence across verticals

Infrastructure Project Business

Project	No of projects executed/under execution since inception	Total value of project (₹ in Mn)	No of states where executed	Single largest project value (₹ in Mn)
Road Projects	11	3,764	03	790
Railway Projects	04	11,684	03	4,729

Landmark Projects

Jang-E-Azadi, Kartarpur, Punjab

International Cricket Stadium, New Chandigarh, Punjab

Heritage Walk, Golden Temple, Amritsar, Punjab

Karuna Sagar Maha Rishi Valmiki Tirath Asthan

Geriatrics Block in AIIMS Campus, New Delhi

Orderbook – Break-up

Vertical wise revenue

Order Book as on March 31, 2025

Balanced Mix of EPC and Non-EPC (₹ in MN)

Order Book as on March 31, 2025

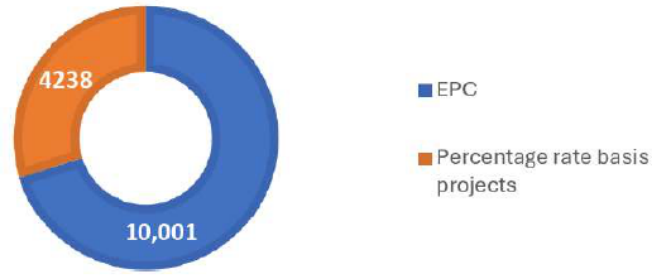

Diversified across states

Order Book as on March 31, 2025

Sector Wise (₹ in Mn)

Order Book as on March 31, 2025

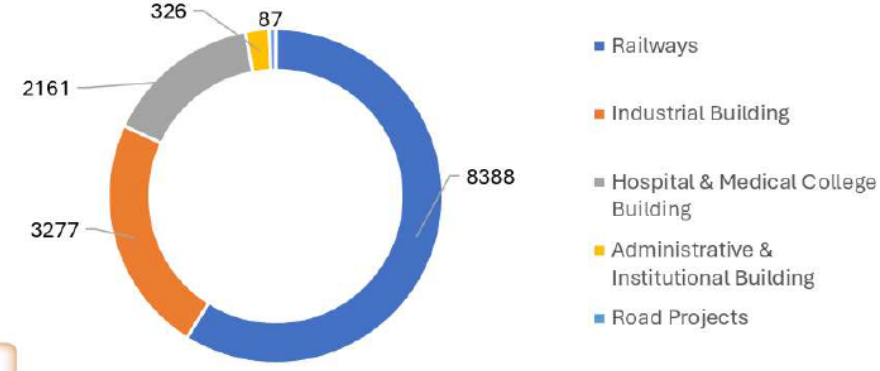

Pre-qualification eligibility – ₹ 6500 million

Orderbook – Break-up

Order Book to Sales ratio

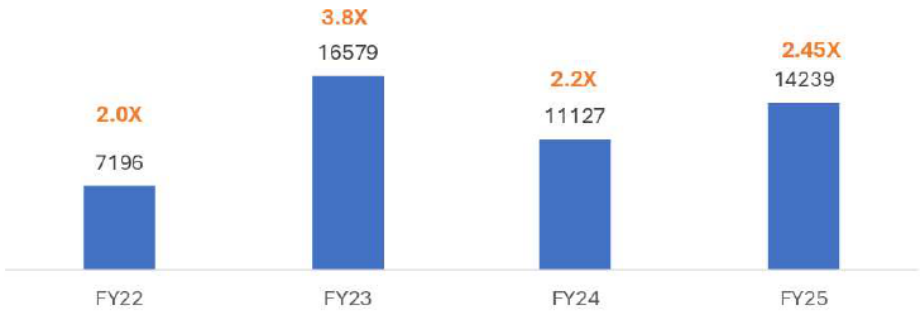

Book to Bill Ratio#

#Book to Bill ratio is calculated as Order Book at a particular period divided by the Revenue from construction contract for that period
**The Company was declared as L1 for the bid submitted in FY25, order from the respective department is pending*

Ongoing Projects

Construction Projects

Sr. No.	Brief description of Project	Type of Project	Awarding Authority	State	Project Cost (₹ in Mn)	Outstanding project value (₹ in Mn)
1.	Indian Oil Corporation (Industrial Building)	Percentage rate	IOCL	Haryana	5,329.59	3,276.59
2.	All India Institute of Ayurveda (AIIA) – Ph - II, Sarita Vihar	Percentage rate	NPCC	New Delhi	2,389.60	373.42
3.	Critical care block at PGIMER (Hospital & Medical college)	EPC	HSCC	Chandigarh	2,042.63	1,486
4.	Construction of National Institute of Ayurveda (NIA), Panchkula, Haryana	Percentage rate	WAPCOS	Haryana	2002.45	202.79
5.	New Medical College at Dausa	Percentage rate	HSCC	Rajasthan	1,288.71	98.80
6.	Centre for Interfaith Studies in Guru Nanak Dev University	Percentage rate	PWD Punjab	Punjab	863.68	326.22

Ongoing Projects

Infrastructure Projects

Sr. No.	Brief description of Project	Type of Project	Awarding Authority	States	Project Cost (₹ in Mn)	Outstanding project value (₹ in Mn)
7.	Major Upgradation/ Development/ Redevelopment of Ludhiana Junction Railway Station of Firojpur Division of Northern Railway	EPC	Northern Railway	Punjab	4,729.46	3,330.00
8.	Project At Faridabad Railway Station	EPC	Northern Railway	Punjab	2,400.98	1594.41
9.	Project At Jalandhar Cantt Station	EPC	Northern Railway	Punjab	959.28	111.40
10.	Two Lane ROB at Pathankot	EPC	PWD, Punjab	Punjab	417.60	87.15
11.	Two Lane ROB on NH –74*	EPC	PWD Uttarakhand	Uttarakhand	377.01	Final billing
12.	Project at Delhi Cantt Station	EPC	Rail Land Developmen t Authority	New Delhi	3,593.78	3,351.82

Financial Highlights – FY25

Revenue (₹ in Mn)

EBITDA & EBITDA Margin

PAT & PAT Margin

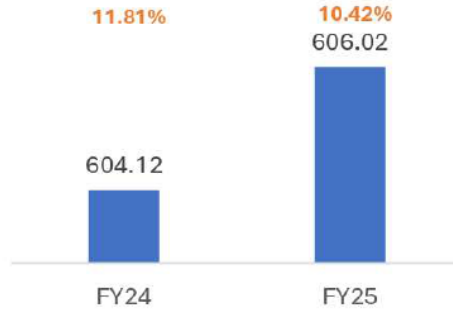

RoNW*

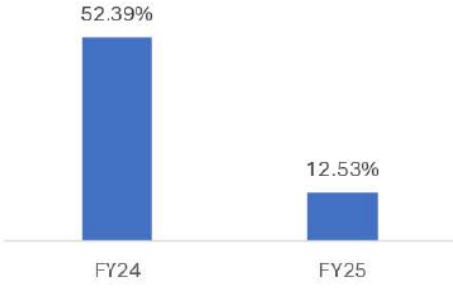

ROCE

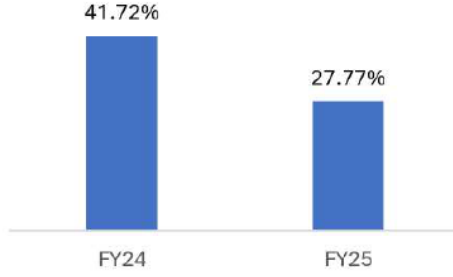

**PAT divided by Average Networth*

Demonstrated Success

Revenue from operations (₹ in Mn)

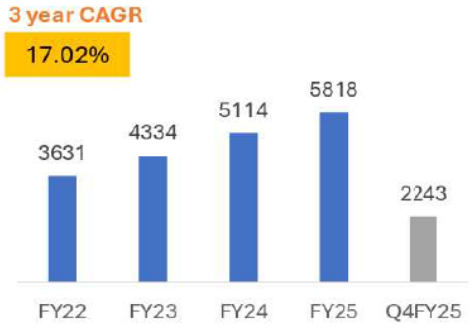

EBITDA (₹ in Mn)

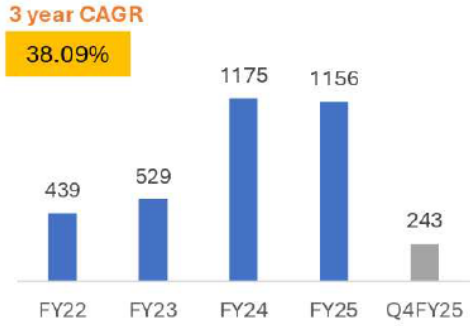

PAT (₹ in Mn)

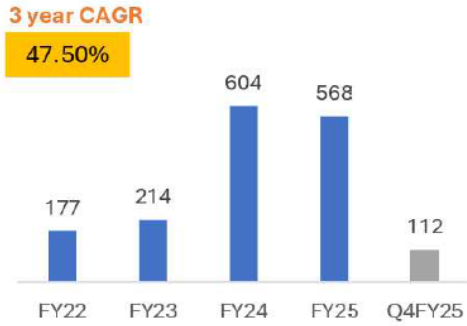

Order Book (₹ in Mn)

RoNW

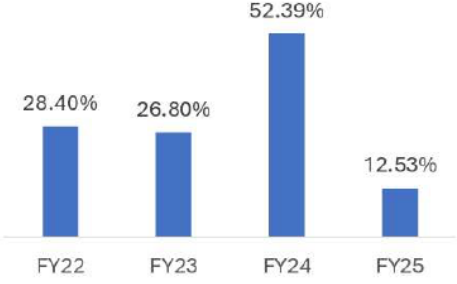

ROCE

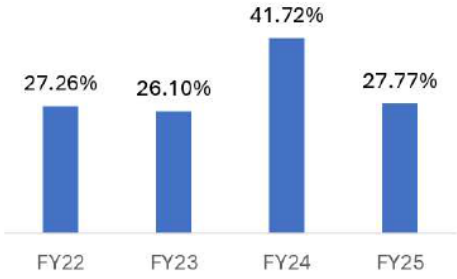

Debt to Equity Ratio (x)

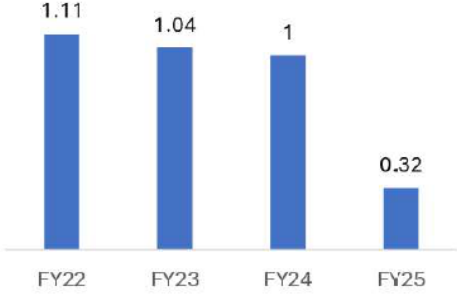

Net working capital days*

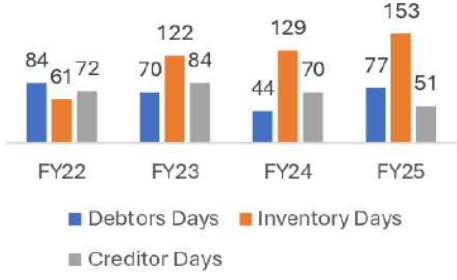

**Working capital days are calculated by dividing the number by revenue from operations*

Disclaimer

This presentation and the accompanying slides (the "Presentation"), which have been prepared by Deepak Builders & Engineers India Limited (the "Company"), have been prepared solely for information purposes and do not constitute any offer, recommendation or invitation to purchase or subscribe for any securities, and shall not form the basis or be relied on in connection with any contract or binding commitment whatsoever. No offering of securities of the Company will be made except by means of a statutory offering document containing detailed information about the Company. This Presentation has been prepared by the Company based on information and data which the Company considers reliable, but the Company makes no representation or warranty, express or implied, whatsoever, and no reliance shall be placed on, the truth, accuracy, completeness, fairness and reasonableness of the contents of this Presentation.

This Presentation may not be all inclusive and may not contain all of the information that you may consider material. Any liability in respect of the contents of, or any omission from, this Presentation is expressly excluded. Certain matters discussed in this Presentation may contain statements regarding the Company's market opportunity and business prospects that are individually and collectively forward-looking statements. Such forward-looking statements are not guarantees of future performance and are subject to known and unknown risks, uncertainties and assumptions that are difficult to predict. These risks and uncertainties include, but are not limited to, the performance of the Indian economy and of the economies of various international markets, the performance of the industry in India and world-wide, competition, the company's ability to successfully implement its strategy, the Company's future levels of growth and expansion, technological implementation, changes and advancements, changes in revenue, income or cash flows, the Company's market preferences and its exposure to market risks, as well as other risks.

The Company's actual results, levels of activity, performance or achievements could differ materially and adversely from results expressed in or implied by this Presentation. The Company assumes no obligation to update any forward-looking information contained in this Presentation. Any forward-looking statements and projections made by third parties included in this Presentation are noadopted by the Company and the Company is not responsible for such third party statements and projections