Emerald Tyre Manufacturers Limited
(Formerly known as Emerald Resilient Tyre Manufacturers Private Limited)

REGISTERED OFFICE :
Emerald House
Plot No.2, 2nd Street,
Phase - 1, Porur Garden,
Vanagaram,
Chennai - 600 095.

16th November 2026

National Stock Exchange of India Limited
Exchange Plaza,
5th Floor, Plot No. C/1, G Block,
Bandra - Kurla Complex,
Bandra (East), Mumbai - 400051.
Company Symbol – ETML (NSE Emerge) **ISIN: INE0RHD01013,**
Series – EQ

Dear Sir/Madam,

Sub: Announcement under Regulation 30 of SEBI (Listing Obligations and Disclosure Requirements) Regulations, 2015.

In furtherance to our earlier intimation dated 12th November 2026 regarding the Schedule of Earnings Conference Call, we have enclosed the investor presentation released by the Company for the half year ended 30th September, 2026.

The aforesaid Investor Presentation is also being disseminated on company's website at https://emeraldtyres.com/investor-relations/.

This is for your information and records.

Yours faithfully,
for **Emerald Tyre Manufacturers Limited,**
NARAYANA RAO
Digitally signed by NARAYANA RAO
Date: 2026.11.16 18:39:10 +05'30'
H. Narayanarao
Company Secretary & Compliance Officer

EMERALD

EMERALD TYRE MANUFACTURERS LIMITED



INVESTOR PRESENTATION

Disclaimer

This presentation and the accompanying slides (the “Presentation”), which have been prepared by **Emerald Tyre Manufacturers Limited,** solely for information purposes and do not constitute any offer, recommendation or invitation to purchase or subscribe for any securities and shall not form the basis or be relied on in connection with any contract or binding commitment whatsoever. No offering of securities of the Company will be made except by means of a statutory offering document containing detailed information about the Company.

This Presentation has been prepared by the Company based on information and data which the Company considers reliable, but the Company makes no representation or warranty, express or implied, whatsoever, and no reliance shall be placed on, the truth, accuracy, completeness, fairness and reasonableness of the contents of this Presentation. This Presentation may not be all inclusive and may not contain all of the information that you may consider material. Any liability in respect of the contents of, or any omission from, this Presentation is expressly excluded.

Certain matters discussed in this Presentation may contain statements regarding the Company’s market opportunity and business prospects that are individually and collectively forward-looking statements. Such forward-looking statements are not guarantee of future performance and are subject to known and unknown risks, uncertainties and assumptions that are difficult to predict. These risks and uncertainties include, but are not limited to, the performance of the Indian economy and of the economies of various international markets, the performance of the industry in India and world-wide, competition, the company’s ability to successfully implement its strategy, the Company’s future levels of growth and expansion, technological implementation, changes and advancements, changes in revenue, income or cash flows, the Company’s market preferences and its exposure to market risks, as well as other risks.

The Company’s actual results, levels of activity, performance or achievements could differ materially and adversely from results expressed in or implied by this Presentation. The Company assumes no obligation to update any forward-looking information contained in this Presentation. Any forward-looking statements and projections made by third parties included in this Presentation are not adopted by the Company and the Company is not responsible for such third-party statements and projections.



H1 FY27 Performance

Management Commentary – H1 FY27 Performance



Mr. Chandhrasekharan Thirupathi Venkatachalam
Chairman & Managing Director

"The Company's performance during the period was impacted by a substantial increase in input costs, driven primarily by the sharp rise in crude oil prices and the significant escalation in natural rubber prices. These unprecedented increases in key raw material costs have placed considerable pressure on margins across the industry.

Despite these challenges, your Company has proactively implemented a range of measures to mitigate the impact. These include focused cost optimization initiatives, operational efficiency improvements, and product re-engineering programs aimed at enhancing value while controlling costs. In addition, the Company has strategically increased its focus on higher-margin product segments, helping to cushion the impact on profitability.

On the growth front, we are encouraged by the successful expansion of our presence in the Australian market, which offers significant opportunities for premium tyre products. Furthermore, our investments in the high-potential and high-margin South African market are expected to contribute positively to profitability during the second half of the year.

While the global economic environment continues to present challenges, there are encouraging signs of recovery emerging across key markets. With the initiatives undertaken by the Company beginning to yield results and with opportunities from our international expansion gaining momentum, we remain confident of delivering a significant improvement in both revenue and profitability in the coming quarters.

We are fully committed to achieving our strategic growth objectives and creating sustainable long-term value for our shareholders and stakeholders."

Key Financial Highlights

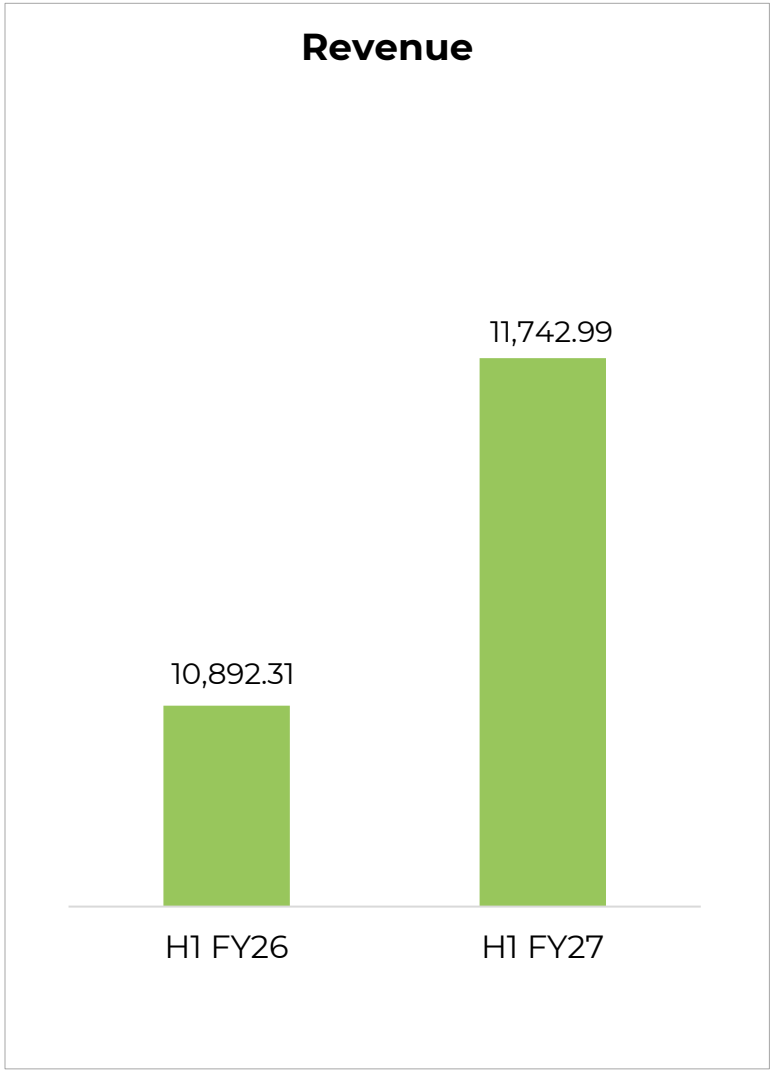

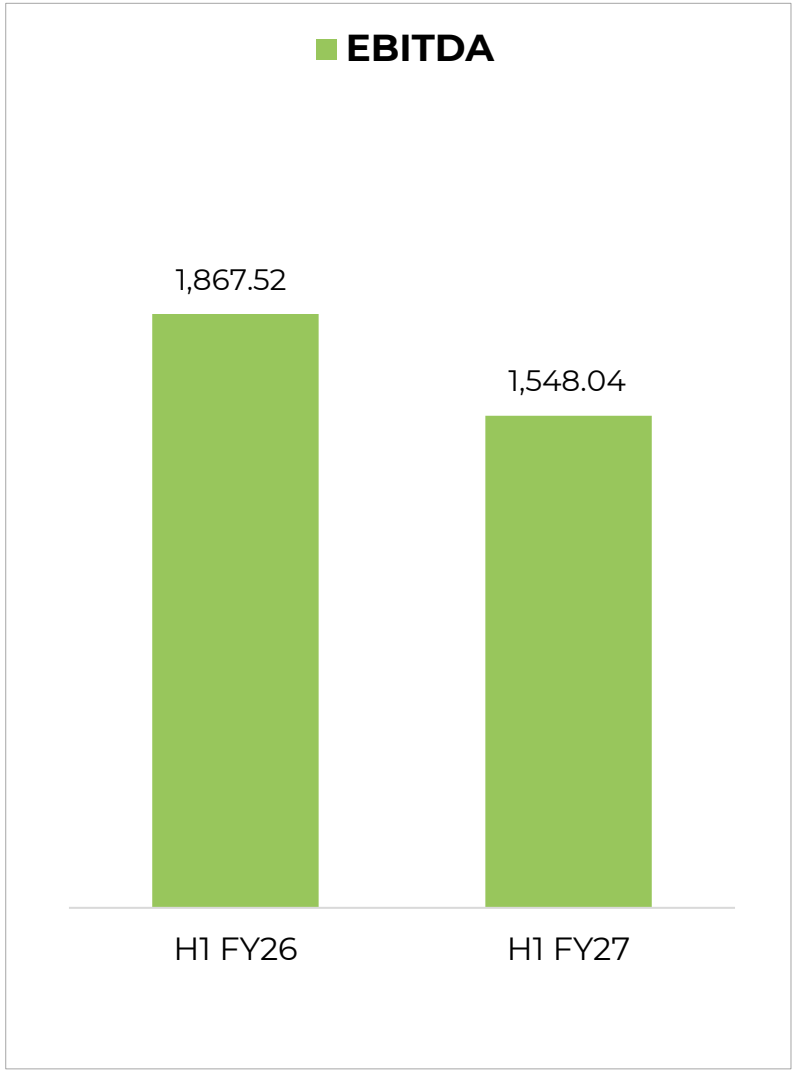

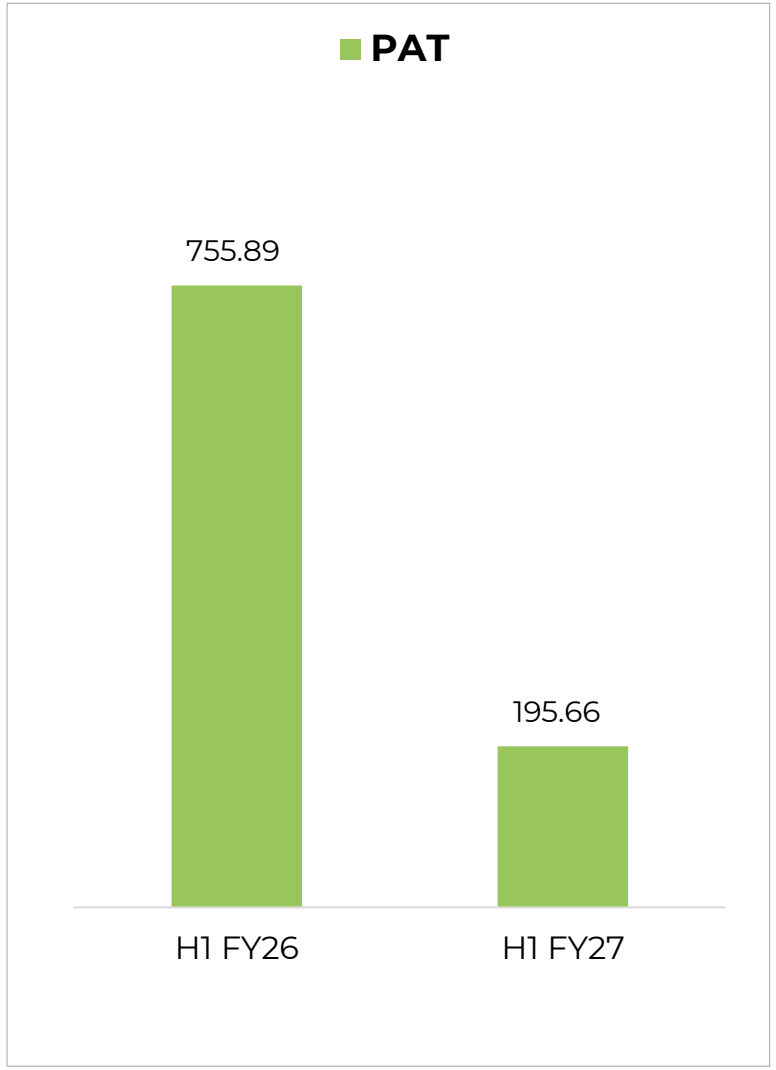

All Amounts in ₹ Lakhs & Margins in %

H1 FY27 Income Statement

In ₹ Lakhs

Particulars	H1 FY27	H1 FY26
Revenue from operations	11,587.10	10,521.65
Other Income	155.89	370.65
Total Income	**11,742.99**	**10,892.31**
Raw Materials	6,908.89	5,731.55
Employee benefits expense	1,483.32	1,360.54
Other expenses	1,802.74	1,932.70
Total Expenses	10,194.95	9,024.79
EBITDA	**1,548.04**	**1,867.52**
Finance costs	753.80	609.57
Depreciation and Amortization expense	560.23	323.58
PBT	**234.00**	**934.38**
Tax expense	38.34	178.48
PAT	**195.66**	**755.89**

Company Overview



A Trusted Global Manufacturer of Off-Highway & Industrial Tyres

Emerald Tyre Manufacturers Limited (Emerald Tyre), incorporated in 2002 and headquartered in Chennai, Tamil Nadu, is a leading manufacturer and exporter of Off-Highway and Industrial Tyres. The Company caters to a wide range of material handling and industrial applications, including forklifts, skid loaders, airport ground support equipment, port trailers, agricultural implements, lawn and garden machinery, mining equipment, aerial work platforms, and backhoe loaders.

The Company offers a diversified product portfolio comprising solid resilient tyres, press-on bands, industrial pneumatic tyres, wheel rims, steel bands, and fitment solutions. Supported by strong in-house R&D and mould design capabilities, Emerald Tyre is recognized for its focus on technological innovation, product durability, and sustainable manufacturing practices.

Emerald Tyre operates a modern integrated manufacturing facility at SIPCOT Industrial Estate, Gummidipoondi, Tamil Nadu, serving both domestic and international markets. The Company has established a strong global footprint through its wholly owned subsidiaries in Belgium and the UAE, enabling it to effectively serve OEM customers and export markets worldwide.
Over the last two decades, Emerald Tyre has built a strong reputation for quality, reliability, and customer-centricity, emerging as a trusted name in the Off-Highway tyre industry under its flagship brand **“GRECKSTER.”**



Two Decades of Manufacturing Excellence at a Glance



20+Years
of Shaping the Off-Highway Tyre Industry

10.05 Acres
of Manufacturing Facility

6 Continents
Supplying Across

280+
Team Size

14,280 MT
Installed Production Capacity

FY26 (In ₹ Lakhs)
Total Income: 22,514.48
EBITDA: 3,447.35
PAT: 1,032.50

FY26
RONW: 8.95%
ROCE: 10.95%

Guided by Vision, Driven by Innovation & Global Ambitions

Vision

To emerge as a trusted global provider of off-highway tyre and wheel solutions, with a strong and expanding international footprint and a leading position in the Indian market. We aspire to deliver reliable, high-quality products that meet the evolving needs of diverse industries, making us the preferred partner for customers worldwide.



Mission

Our mission is to build a customer-centric organization that consistently prioritizes customer needs and creates sustainable value for all stakeholders. Through innovation, operational excellence, and a culture of trust and accountability, we aim to foster long-term relationships and drive enduring growth.

Goal

Our goal is to become one of the Top 5 global players in our product segment. By focusing on innovation, superior quality, and exceptional customer service, we strive to strengthen our market presence, enhance brand recognition, and establish ourselves as a leading force in the off-highway tyre industry.

A Journey of Continuous Expansion & Industry Leadership

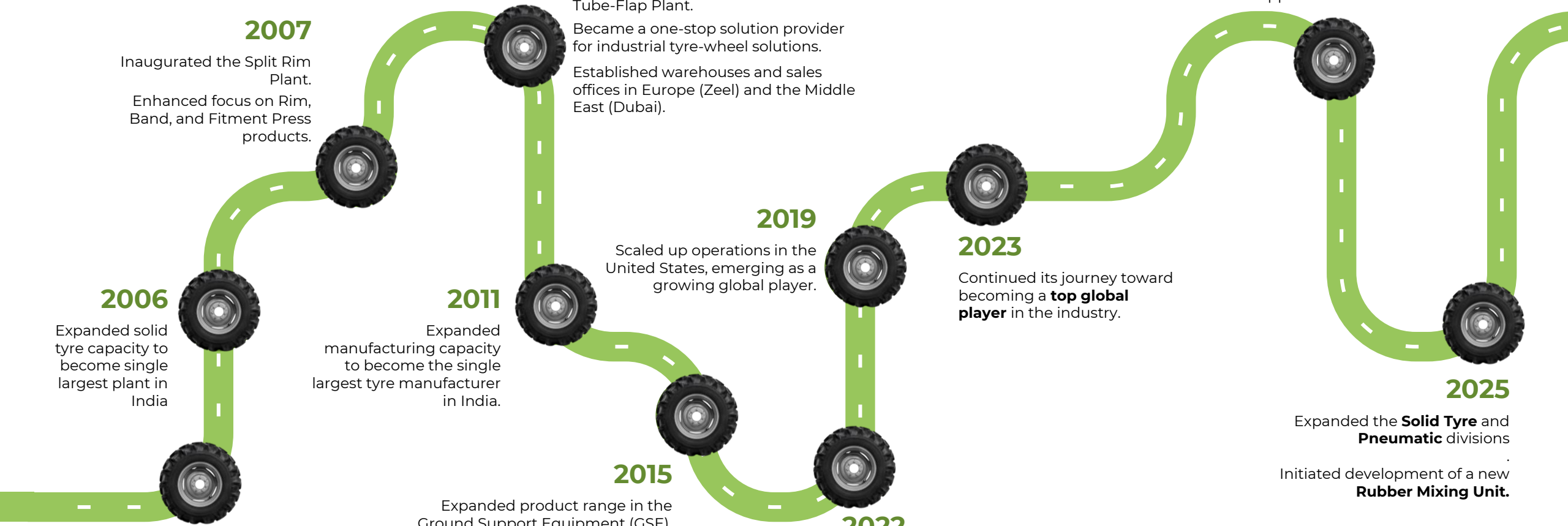

2002

Emerald started - Solid Tyre plant Inaugurated on 20th July

2006

Expanded solid tyre capacity to become single largest plant in India

2007

Inaugurated the Split Rim Plant.

Enhanced focus on Rim, Band, and Fitment Press products.

2008

Inaugurated the Industrial Pneumatic Tube-Flap Plant.

Became a one-stop solution provider for industrial tyre-wheel solutions.

Established warehouses and sales offices in Europe (Zeel) and the Middle East (Dubai).

2011

Expanded manufacturing capacity to become the single largest tyre manufacturer in India.

2015

Expanded product range in the Ground Support Equipment (GSE), Port, Skid Steer segments.

Received the President's Award for being a top exporter in its segment.

2019

Scaled up operations in the United States, emerging as a growing global player.

2022

Undertook a major expansion in the Industrial Pneumatics segment.

2023

Continued its journey toward becoming a **top global player** in the industry.

2024

Entered the **Off-Highway Tyre (OHT)** segment.

Announced planned capital expenditure to capitalize on high-growth market opportunities.

2025

Expanded the **Solid Tyre** and **Pneumatic** divisions

.

Initiated development of a new **Rubber Mixing Unit.**

Driving Sustainability Through Innovation



Emerald is dedicated to driving the ‘Green Tyre Revolution’ – a mission to deliver eco-friendly and sustainable tyre solutions through:

- Integrated tyre testing facilities simulating real-world conditions
- Advanced R&D division for compound testing and reverse engineering
- In-house mould & design capabilities enabling quick adaptation to new sizes and designs
- Eco-friendly & cost-effective solutions tailored to customer needs Strict compliance with environmental regulations
- Efficient use of energy and water for sustainable manufacturing

Certified for Quality, Safety & Global Manufacturing Standards



DNV

MANAGEMENT SYSTEM CERTIFICATE

Certificate no.: 173181-2015-AQ-IND-RvA | Initial certification date: 15 March 2003 | Valid: 15 March 2024 – 14 March 2027

This is to certify that the management system of

Emerald Resilient Tyre Manufacturers Private Limited

Plot No. 79 & 80, Export Promotional Industrial Park, SIPCOT Industrial Complex, Gummudipoondi, Tiruvallur District - 601201, Tamil Nadu, India

has been found to conform to the Quality Management System standard:

ISO 9001:2015

This certificate is valid for the following scope:

Manufacturing of tyres, butyl tubes & flaps and wheel rims for material handling system

Place and date: **Barendrecht, 07 February 2024**

For the issuing office: **DNV - Business Assurance Zwolseweg 1, 2994 LB Barendrecht, Netherlands**

MGMT. SYS. RvA C 024

Erie Koek
Management Representative

Lack of fulfilment of conditions as set out in the Certification Agreement may render this Certificate invalid.
ACCREDITED UNIT: DNV Business Assurance B.V., Zwolseweg 1, 2994 LB, Barendrecht, Netherlands - TEL: +31(0)102922689. www.dnv.com/assurance

DNV

MANAGEMENT SYSTEM CERTIFICATE

Certificate no.: C635241 | Initial certification date: 05 February 2024 | Valid: 05 February 2024 – 04 February 2027

This is to certify that the management system of

Emerald Resilient Tyre Manufacturers Private Limited

Plot No. 79 & 80, Export Promotional Industrial Park, SIPCOT Industrial Complex, Gummudipoondi, Tiruvallur District - 601201, Tamil Nadu, India

has been found to conform to the Environmental Management System standard:

ISO 14001:2015

This certificate is valid for the following scope:

Manufacturing of tyres, butyl tubes & flaps and wheel rims for material handling system

Place and date: **Barendrecht, 05 February 2024**

For the issuing office: **DNV - Business Assurance Zwolseweg 1, 2994 LB Barendrecht, Netherlands**

MGMT. SYS. RvA C 024

Erie Koek
Management Representative

Lack of fulfilment of conditions as set out in the Certification Agreement may render this Certificate invalid.
ACCREDITED UNIT: DNV Business Assurance B.V., Zwolseweg 1, 2994 LB, Barendrecht, Netherlands - TEL: +31(0)102922689. www.dnv.com/assurance

Awards & Recognition



Emerald Quality Policy award



AIRIA



National Rubber Conference, Mumbai – Awarded to Mr. VT Chandhrasekharan Sir – 2019



Participation in LOGMAT – 2019



India Rubber Meet 2018, Kochi – 2018



AIRIA – Special Exporter Award (Certificate) – 2017-18



AIRIA – Special Exporter Award (2017-18)



CAPEXIL – Certificate of Export Recognition (2016-17)

Awards & Recognition



CAPEXIL – Certificate of Merit (2016-17)



Godrej Material Handling Patnership Meet 2016



FIEO – Export Excellence Awards – Silver (2015-16)



Progressive Entrepreneur of ICBN 2015 – Awarded to Mr. V Thirupathi Sir – 2015



National Rubber Conference, Chennai – Sponsor (2015)



8 India Rubber Expo& Tyre Show, New Delhi – Awarded to Mr. VT Chandhrasekharan Sir – 2015



MHEDA – Member in Good Standing – 2014



National Rubber Conference, Chennai – Awarded to Mr. VT Chandhrasekharan, Organiser

Awards & Recognition



AIRIA – Special Exporter Award (Runnerup Award) – 2013-14



CAPEXIL – Certificate of Merit – (2013-14)



QCFI – Techincal paper presentation on '5S' – 2013



Exhibitor at 7th India Rubber Expo & Tyre Show, Mumbai



CAPEXIL – Certificate of Export Recognition – (2012-13)



National Rubber Conference, Chennai – 2012



CAPEXIL – Certificate of Merit – 2012-13



AIRIA – Top Exporter Award (Certificate) -(2011-12)

Awards & Recognition



CAPEXIL – Certificate of Export Recognition – (2011-12)



AIRIA – Top Exporter Award (Runnerup Award) – 2011-12



CAPEXIL – Special Export Award – (2011-12)



FIEO – Niryat Shree Silver Trophy – (2010-2011)



India Rubber Expo 2011



QCFI – 5S Par Excellent Performance Award – 2009

Expanding Global Reach Through Strategic International Presence

Emerald has strengthened its international footprint by establishing wholly-owned subsidiaries in Belgium and the UAE, supported by warehouses and sales offices.

These strategic hubs enable:

- Improved service efficiency and closer OEM engagement
- Timely delivery to key markets
- Personalized customer support and tailored solutions



Through this presence, Emerald has built a strong reputation as a reliable partner across Europe, the Middle East, Africa, and beyond.



Innovation Powered by Advanced Research & Engineering





Emerald's Research and Development division drives innovation in the industrial tyre segment through advanced labs, integrated testing facilities, and in-house mould and design capabilities, ensuring continuous improvement, quality assurance, and global competitiveness.

Integrated Manufacturing Designed for Scale & Quality









10.05 acre of manufacturing facility in Tiruvallur District, Tamil Nadu, with an installed production capacity of 10,560 MT.

Production Capacity & Utilization

Products	FY26			FY25			FY24		
	Installed Capacity (In MT)	Production (In MT)	Capacity Utilization (%)	Installed Capacity (In MT)	Production (In MT)	Capacity Utilization (%)	Installed Capacity (In MT)	Production (In MT)	Capacity Utilization (%)
Solid Resilient	8,288	4,491.41	54.19	5,920.00	4,872.16	82.30	5,920.00	4,196.78	70.89
Press On	1,260	588.24	46.69	900.00	676.67	75.19	900.00	610.92	67.88
Industrial Pneumatic	4,200	3,963.20	94.36	3,360.00	3,170.73	94.37	3,360.00	3,040.95	90.50
Wheel Rims	532	377.77	71.01	380.00	269.84	71.01	380.00	236.80	62.32

Diversified Domestic Revenue Across Key Industrial Markets

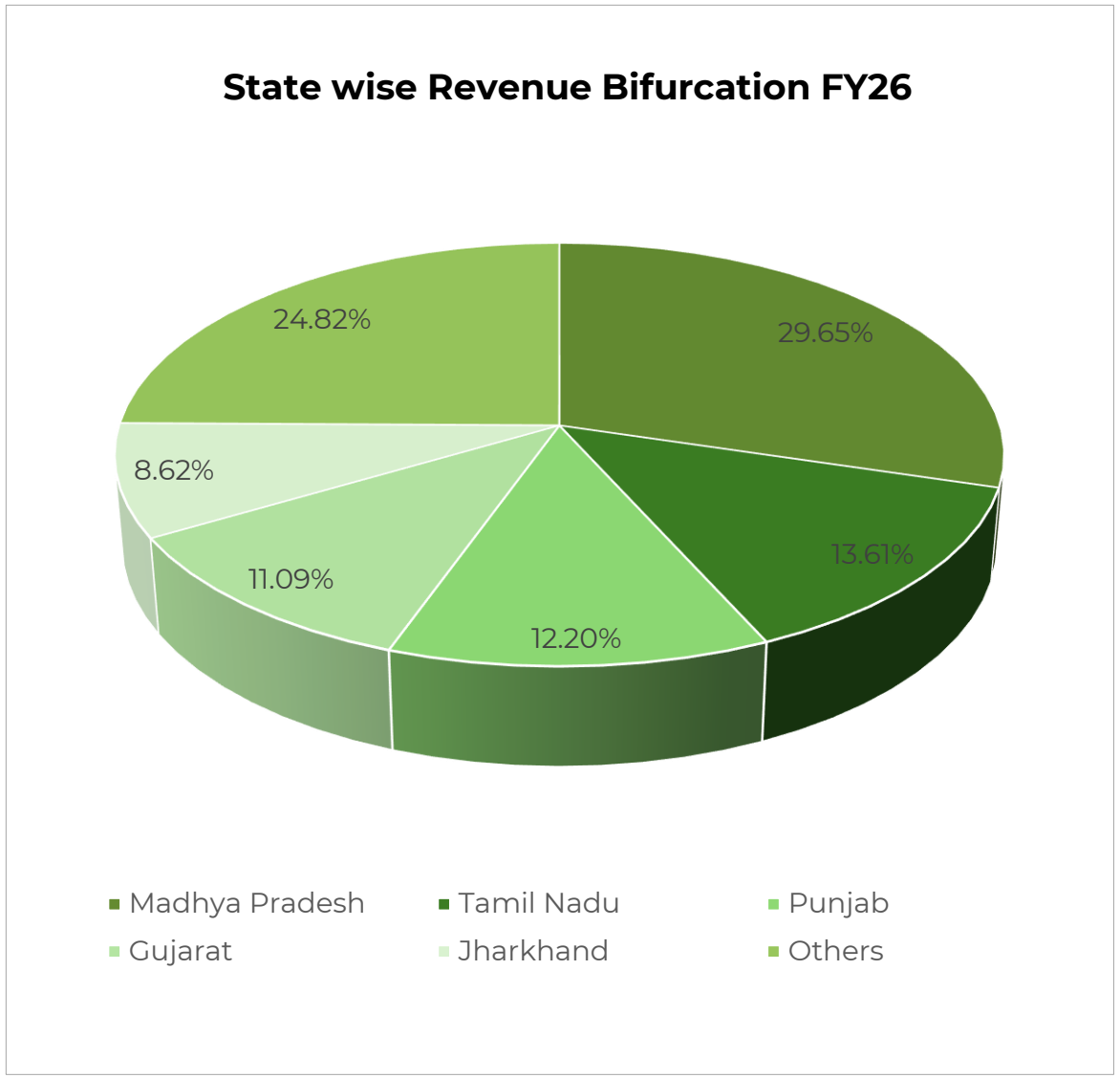



Revenue Mix: Domestic vs. Export

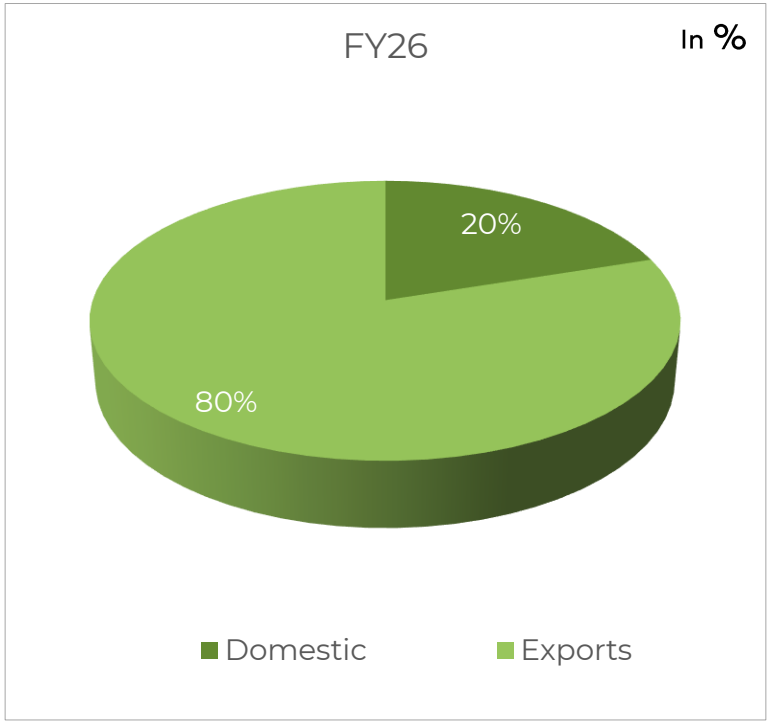

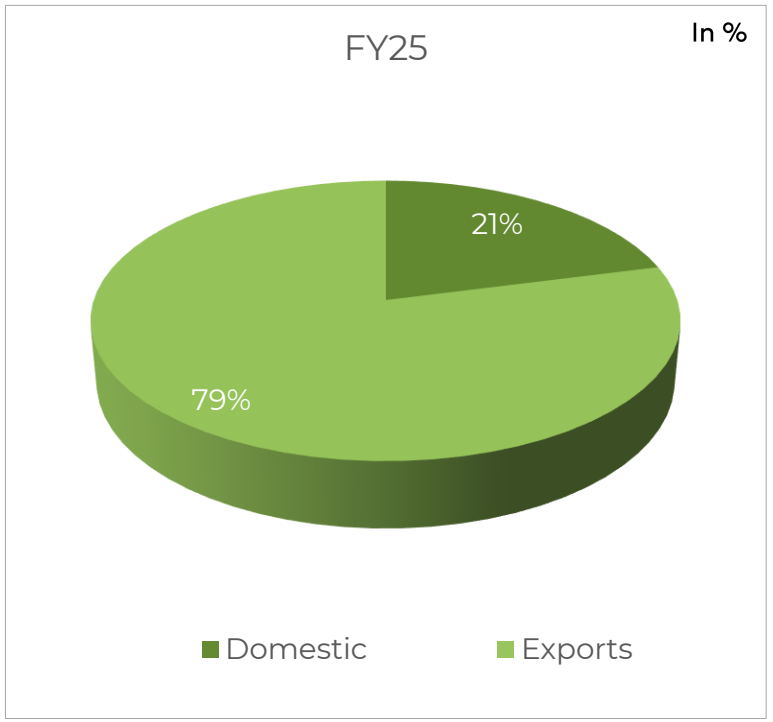

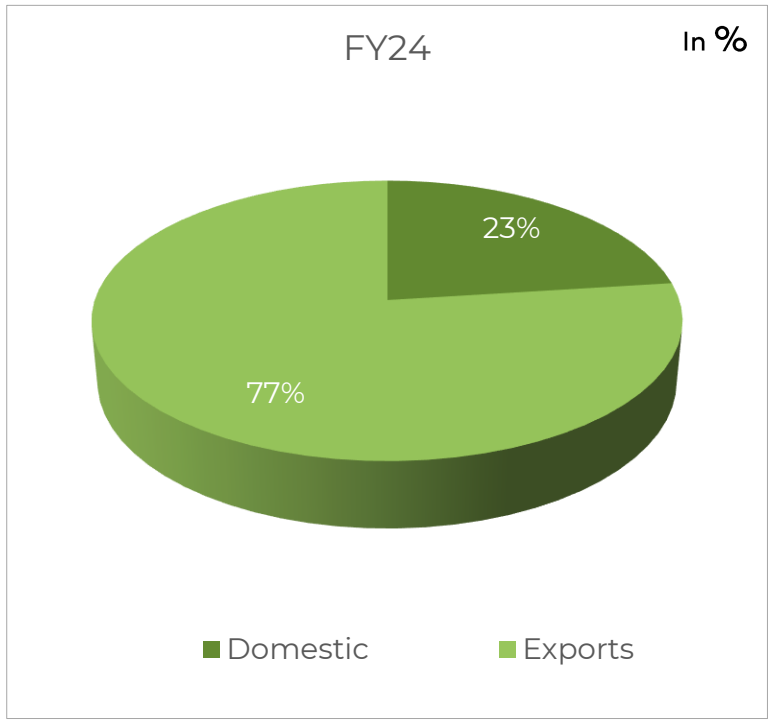

Particulars (₹ in Lakhs)	FY26	FY25	FY24
Domestic	4,149.39	4,262.06	4,014.43
Exports	17,666.57	15,684.74	13,084.31
Total Revenue from Operations	**21,815.96**	**19,946.80**	**17,098.74**

Experienced Leadership Driving Sustainable Growth



Mr. Chandhrasekharan Thirupathi Venkatachalam

Chairman & Managing Director



Mr. Eswara Krishnan D

Whole Time Director

A Strong Leadership Team Focused on Execution & Governance



Mr. Varadarajan Krishnaram
Chief Executive Officer



Mr. Shankar Ganesh Subramanian
Chief Financial Officer



Mr. Narayanarao H
Company Secretary & Compliance Officer



Ms. Krishnaram Priya Vedavalli
Non Executive Director



Mr. Krishna Moorthy Subramonia Iyer
Independent Director



Mr. Narasimhan
Independent Director

Business Overview



Comprehensive Solutions Across Off-Highway Tyre Segments

Solid Resilient Tyres





Industrial Pneumatic Tyres & Butyl Tubes





High-Performance Solid Tyres Built for Reliability & Durability



Empower



Empower XT



Greckster Gold



Greckster



Greckster MEO



Solid Plus



Ecostar



AXIMO

Precision Engineered Press-On Band Solutions

Greckster





Industrial Pneumatic Solutions Engineered for Performance

Greckster



Butyl Tubes & Flaps



Complete Wheel Rim Solutions for Industrial Applications



Load Roll



Trolley Wheel



Drive Wheel



Split / Divided Two-piece Rim



Press-on Hub



Direct Bonding Wheel

Industry Overview



Global OTR Tyre Market Driven by Infrastructure & Industrial Expansion

Market Size in 2025
USD 18.18 Billion

Market Size in 2034
USD 28.19 Billion

Forecast CAGR (2026-2034)
5.1%

Key Growth Drivers

Rising investments in infrastructure and construction projects globally Increasing mining activities and demand for heavy equipment Growing mechanization in agriculture and material handling Expansion of ports, logistics hubs, and industrial infrastructure Replacement demand driven by higher equipment utilization rates

Market Trends

Adoption of smart tires and tire-monitoring technologies Increased focus on sustainable and eco-friendly tire solutions Growing demand for radial OTR tires owing to better efficiency and durability

Regional Insights

01 Asia-Pacific: Largest and fastest-growing market, supported by construction, mining, and agricultural activities

02 North America: Strong demand from agriculture, mining, and infrastructure projects

03 Europe: Growth driven by forestry, industrial equipment, and sustainability initiatives

($ In Billion)

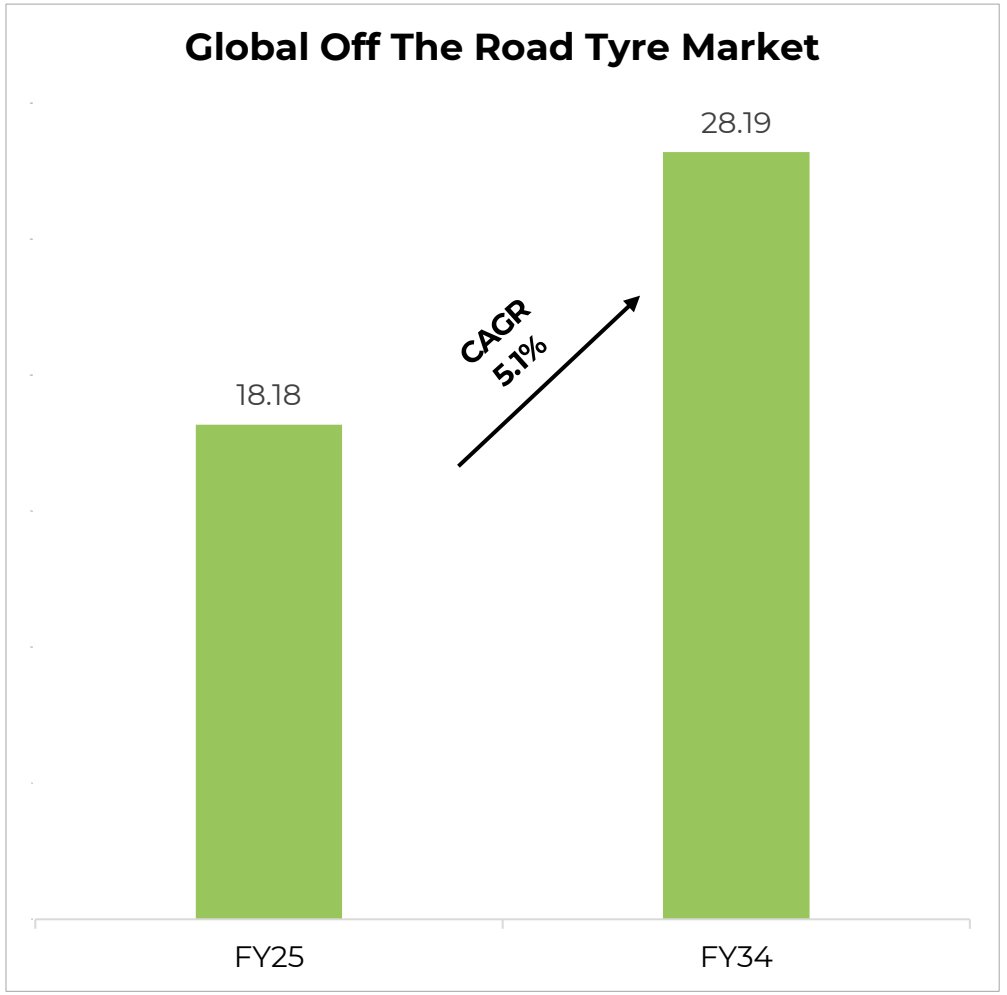

Source: https://www.fortunebusinessinsights.com/off-the-road-otr-tire-market-105830

India Emerging as a High-Growth Off-Highway Tyre Market

Market Size (2025)
13.0 Million Units

Market Size (2034)
22.1 Million Units

Forecast CAGR (2026-2034)
5.81%

Key Growth Drivers

- Accelerated government spending on highways, metro rail, airports and logistics infrastructure
- Increasing mechanization across agriculture and farm equipment
- Rising demand from mining, quarrying and construction sectors
- Growth in material handling equipment and warehousing infrastructure
- Adoption of advanced radial and sensor-enabled OTR tyres for improved productivity and safety

Market Segmentation

- Vehicle Type: Mining Vehicles, Construction & Industrial Vehicles, Agricultural Vehicles, Others
- Tyre Type: Radial & Bias
- End Use: OEM & Replacement
- Distribution Channel: Online & Offline
- Regions: North, South, East, West & Central India

(In Million Units)

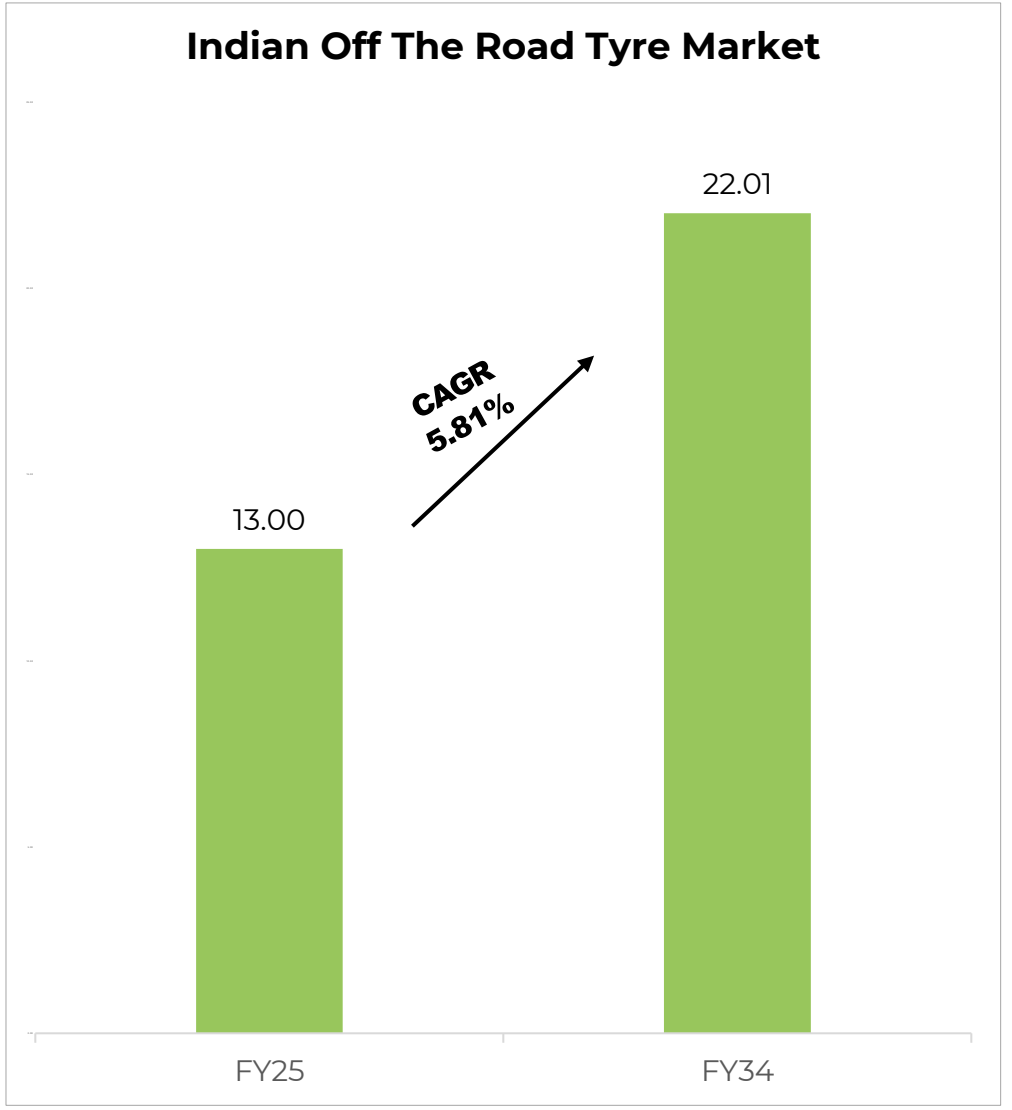

Source: https://www.imarcgroup.com/india-off-the-road-tire-market



Financial Overview

FY26 Key Financial Highlights

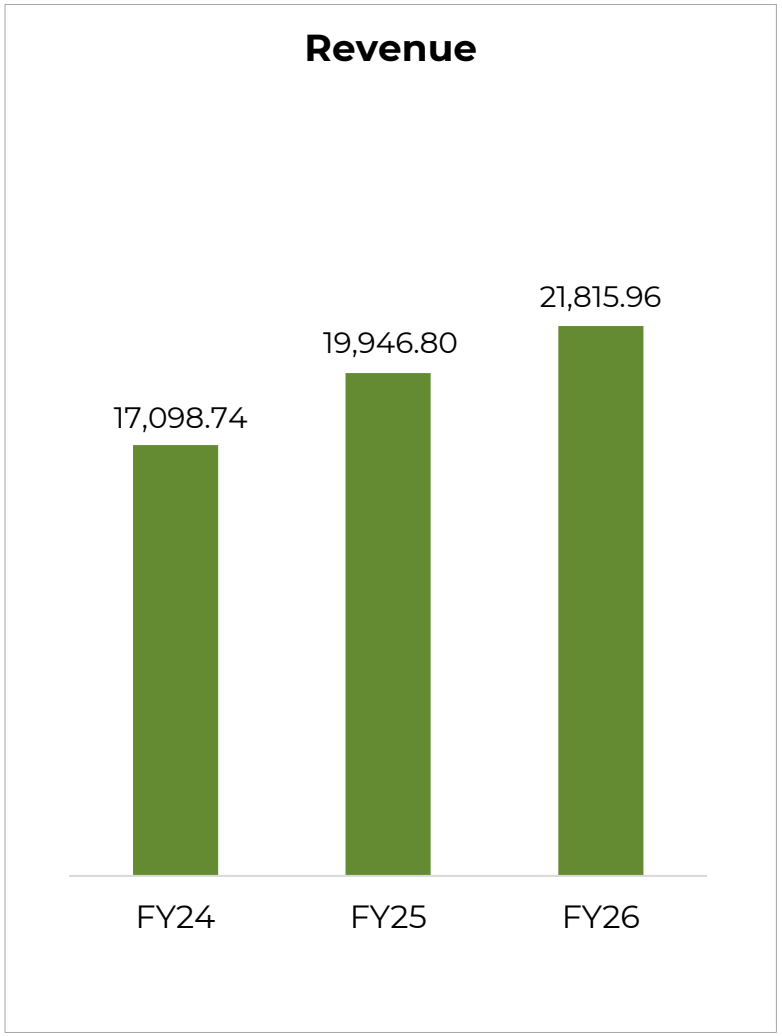

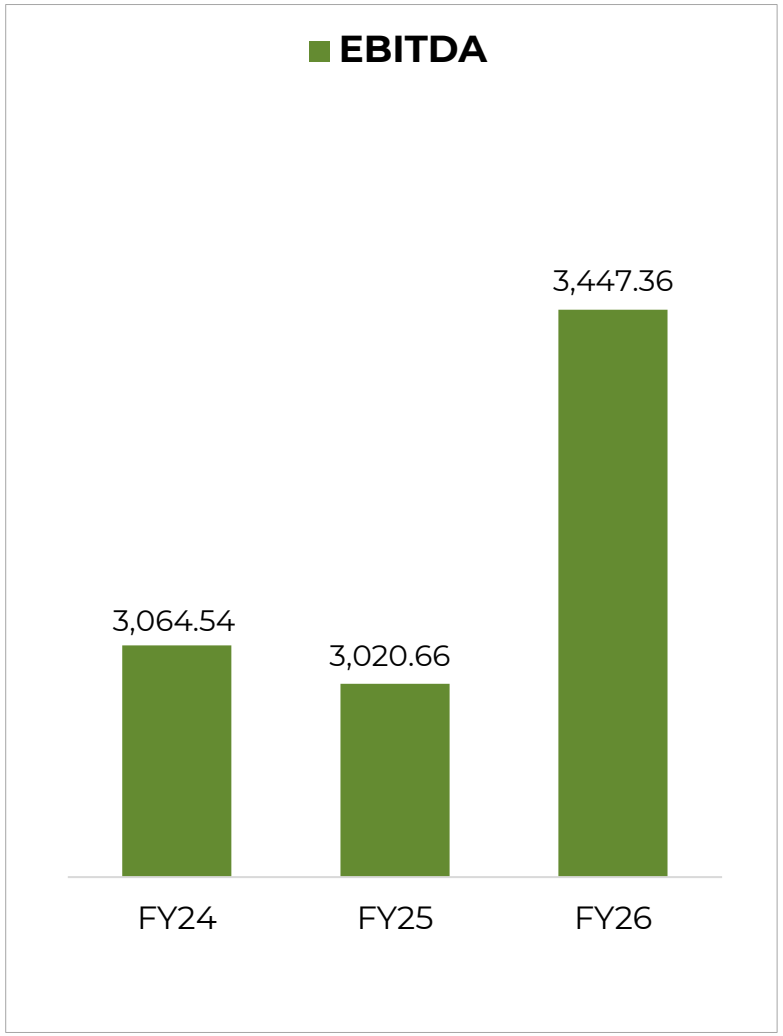

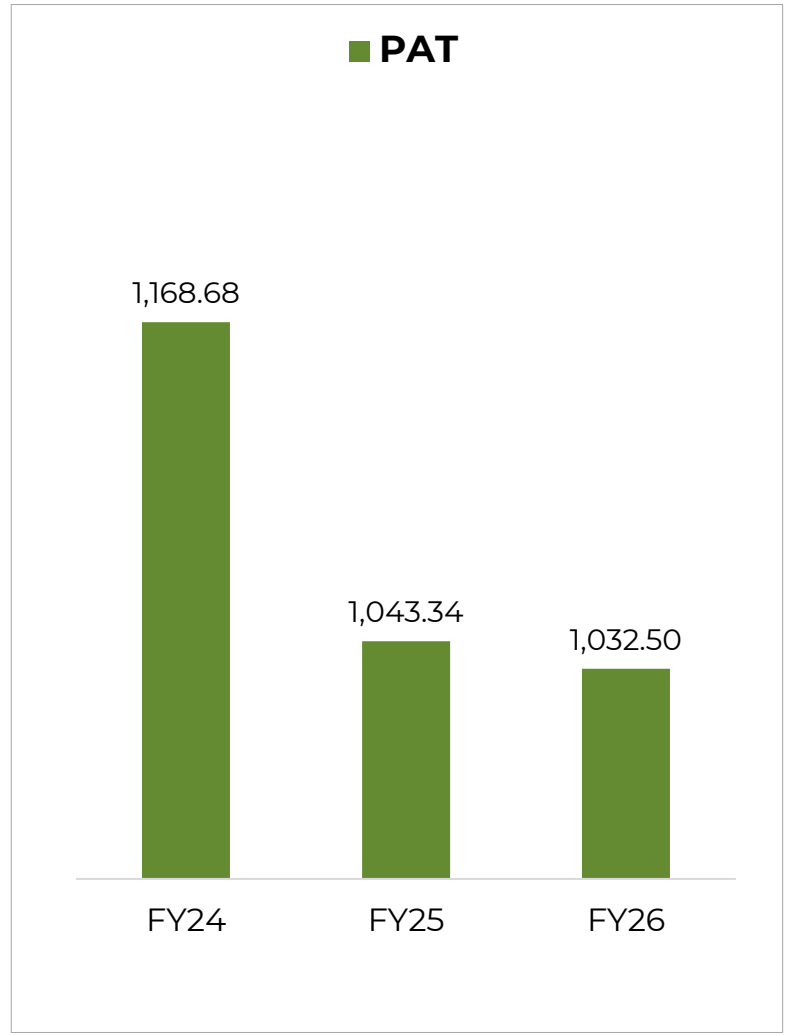

All Amounts in ₹ Lakhs

Key Ratios

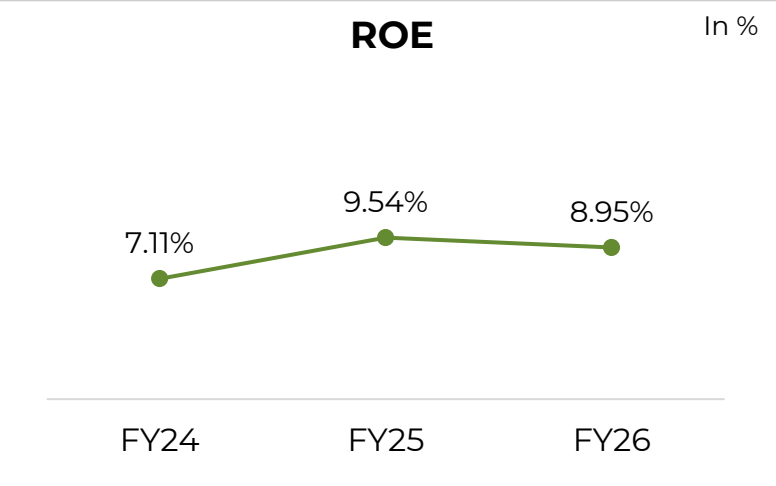
ROE
In %
7.11%
9.54%
8.95%
FY24
FY25
FY26

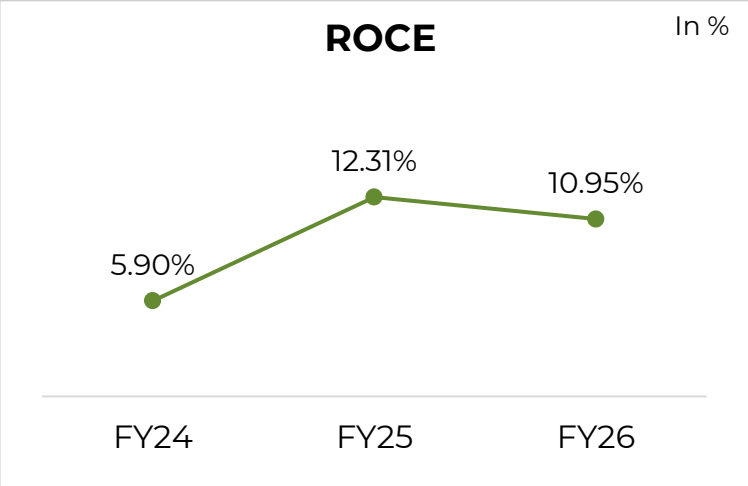
ROCE
In %
5.90%
12.31%
10.95%
FY24
FY25
FY26

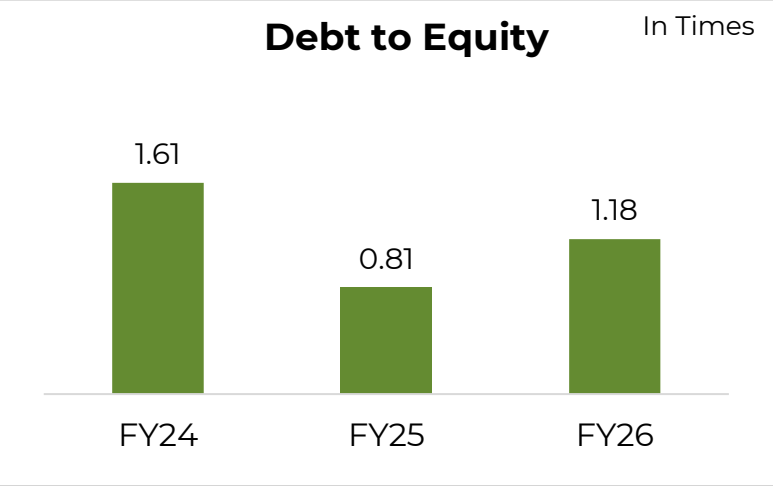
Debt to Equity
In Times
1.61
0.81
1.18
FY24
FY25
FY26

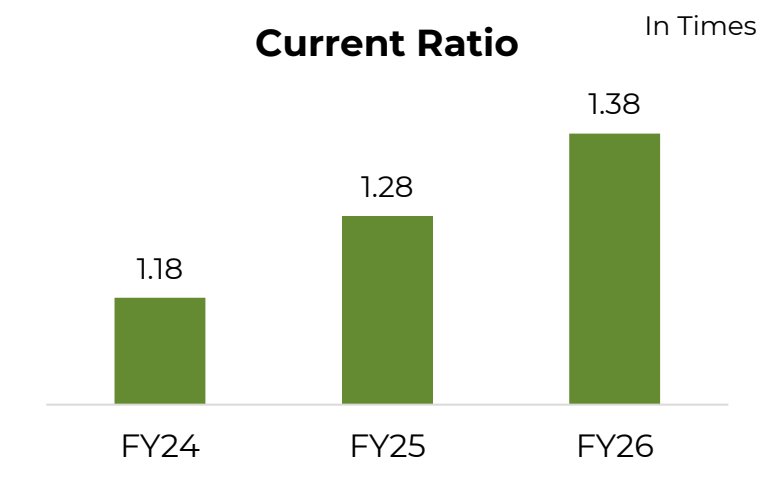
Current Ratio
In Times
1.18
1.28
1.38
FY24
FY25
FY26

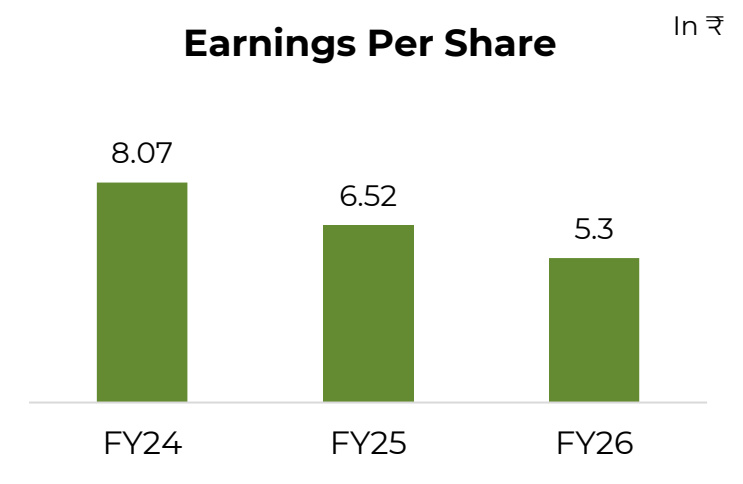
Earnings Per Share
In ₹
8.07
6.52
5.3
FY24
FY25
FY26

Profit & Loss Statement

In ₹ Lakhs

Particulars	FY26	FY25	FY24
Revenue from operations	21,815.96	19,946.80	17,098.74
Other Income	698.52	314.67	98.10
Total Income	**22,514.48**	**2,0261.47**	**17,196.84**
Raw Materials	12,190.66	11,504.70	9,383.49
Employee benefits expense	2,878.11	2,153.23	1,903.24
Other expenses	3,998.35	3,582.88	2,845.57
Total Expenses	19,067.12	17,240.81	14,132.30
EBITDA	**3,447.36**	**3,020.66**	**3,064.54**
Finance costs	1,370.75	999.69	948.21
Depreciation and Amortization expense	697.23	588.64	552.92
PBT	**1,379.38**	**1,432.33**	**1,563.41**
Exceptional item	-	9.25	81.52
PBT after exceptional item	1,379.38	1,423.08	1,481.89
Tax expense	346.88	379.74	313.21
PAT	**1,032.50**	**1,043.34**	**1,168.68**

Balance Sheet

In ₹ Lakhs

Equity & Liabilities	FY26	FY25	FY24
Share Capital	1,947.65	1,947.65	1,449.05
Reserves & Surplus	9,589.71	8,983.84	3,965.91
Net Worth	**11,537.36**	**10,931.49**	**5,414.96**
NON CURRENT LIABILITIES			
Long-term Borrowings	5,765.61	1,640.43	2,289.67
Long-term Provisions	35.29	20.60	23.80
Deferred Tax Liabilities (Net)	438.41	290.98	273.26
Other financial Liabilities	125.80	127.04	123.70
Total Non Current Liabilities	**6,365.10**	**2,079.05**	**2,710.43**
CURRENT LIABILITIES			
Short Term Borrowings	7,803.48	7,181.72	6,428.61
Trade Payables	2,031.05	2,678.80	2,009.45
Other Current Liabilities	407.52	342.29	193.42
Short Term Provisions	462.42	497.47	641.72
Total Current Liabilities	**10,704.47**	**10,700.29**	**9,273.20**
TOTAL EQUITY & LIABILITIES	**28,606.93**	**23,710.83**	**17,398.59**

Assets	FY26	FY25	FY24
NON CURRENT ASSETS			
Fixed assets	13,016.01	5,572.85	5,441.16
Capital work in progress	-	3040.94	642.06
Long term Loans and Advance	254.89	1324.67	266.02
Other Non Current Assets	587.69	125.00	104.99
Total Non Current Assets	**13,858.59**	**10,063.46**	**6,454.23**
CURRENT ASSETS			
Inventories	7,363.72	6,673.66	5,831.33
Trade Receivables	5,369.46	4,509.15	4,043.60
Cash and Bank Balance	1,054.56	1,559.70	387.22
Short term Loans and Advances	567.73	489.92	456.10
Other Current Assets	392.88	414.95	226.10
Total Current Assets	**14,748.34**	**13,647.37**	**10,944.35**
TOTAL ASSETS	**28,606.93**	**23,710.83**	**17,398.59**

The Path Ahead



Key Competitive Advantages Driving Long-Term Success



Experienced Leadership & Skilled Workforce:

Led by Promoter & MD Mr. Chandhrasekharan Thirupathi Venkatachalam, the management team brings over two decades of expertise, supported by a trained workforce of permanent and contractual employees.

Integrated Manufacturing Facility:

End-to-end production under one roof ensures quality control, flexibility, cost efficiency, and rapid response to market demand.

Wide Product Range & Customization:

Offers tyres across multiple sizes and applications, with the ability to deliver customized solutions for OEMs and aftermarket customers.

Diverse Customer Base & Global Presence:

Exports to USA, UAE, Europe, UK, and other markets with subsidiaries in Belgium and Dubai, reducing reliance on any single market.

Commitment to Quality:

ISO 9001:2015 and ISO 14001:2015 certified, adhering to EU REACH standards with rigorous quality checks and in-house R&D for continuous product improvement.

Growth Roadmap: Driving the Next Phase of Expansion



Capacity Expansion to Unlock Revenue Growth

- New automated rubber mixing plant commissioned
- Expanded solid tyre manufacturing capacity
- New tyre building machines improving productivity and quality
- Capacity enhancement expected to support revenue potential of ~₹350 Cr at full utilization by FY28.

Premium Product Portfolio Expansion

- Launch of premium solid tyre range **AXIMO**
- Strong customer acceptance across Europe and Middle East
- Focus on high-performance, application-engineered products
- Premium products expected to support better realizations and profitability.

Geographic Market Diversification

Reducing dependence on any single geography through expansion in:

- Europe
- Australia
- Latin America
- Saudi Arabia
- Southern Africa

OEM Customer Expansion

- New OEM development programs underway
- Product approvals completed with multiple global customers
- Engagements with OEMs in India, Brazil, Italy and other international markets
- Regional stocking initiatives under evaluation to support OEM growth.

Stock Data

(As on 31-09-2026)

NSE: ETML I INE0RHD01013	As of 16-11-2026
Share Price (₹)	63.95
Market Capitalization (₹ Cr)	124.55
No. of Shares Outstanding	1,94,76,512
Face Value (₹)	10.00
52-week High-Low (INR)	121.85 – 58.10

Shareholding Pattern

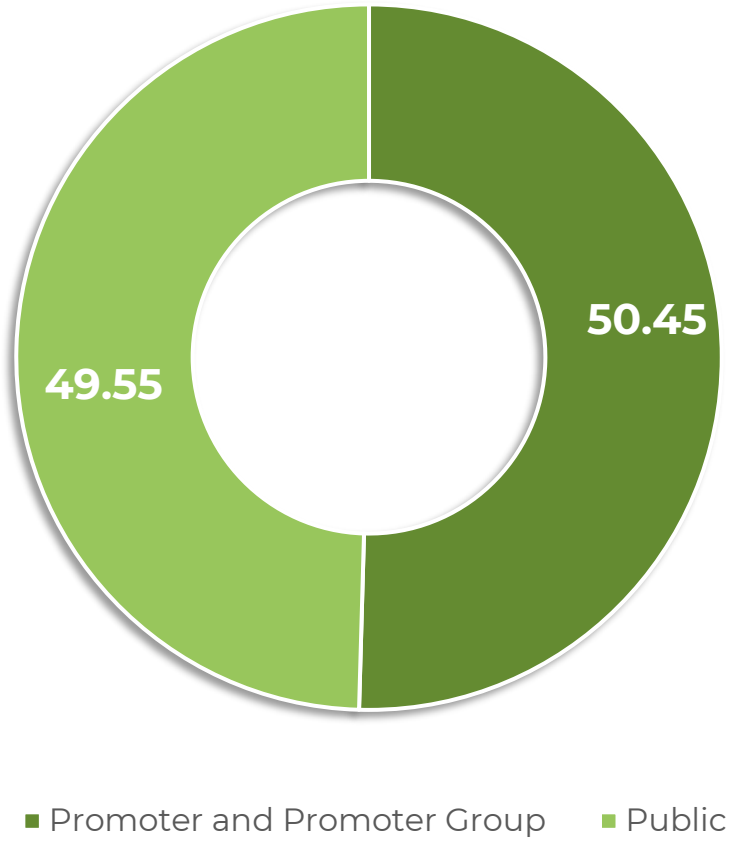

Thank You

Emerald Tyre Manufacturers Limited

Address: Emerald House, Plot No.2, Second Street, Porur Gardens, Phase-I, Vanagaram, Tiruvallur, Poonamallee, Tamil Nadu, India, 600095.
Phone: +91 90430 63194
Email: cosec@emeraldtyres.com
Website: www.emeraldtyres.com

EQUIBRIDGEX ADVISORS PRIVATE LIMITED

52 Shivji Market, Plot 8&9, Sector 19D, Vashi,
Navi Mumbai - 400703, Maharashtra, India.

Phone: +91 80822 26688
Email: info@equibridgex.com
Website: www.equibridgex.com







