



SAHASRA ELECTRONIC SOLUTIONS LIMITED

68-AA, Noida Special Economic Zone, Gautam Buddha Nagar, Noida-201305, Uttar Pradesh, India
Phone: +91-120-4202604, Email: contact@seslimited.in, Website: www.seslimited.in

Date: 29-05-2025

To,
The Corporate Relationship Dept.,
National Stock Exchange of India Limited,
Exchange Plaza, Bandra Kurla Complex,
Bandra (East), Mumbai - 400 051

Symbol: - SAHASRA

ISIN: - INE0RBQ01018

Subject: Investor Presentation

Dear Sir,

Pursuant to regulation 30 of the SEBI (Listing Obligations and Disclosure Requirements) Regulations, 2015, please find enclosed herewith the Investor Presentation of the Company for H2 FY 25.

The aforesaid Investor presentation will also be available on the Company's website at: www.seslimited.in

This is for your information and records.


Thanking you,

Yours faithfully,

NEHA
TAHIR

Digitally signed by
NEHA TAHIR
Date: 2025.05.29
17:38:11 +05'30'


Neha Tahir
Company Secretary & Compliance Officer
Membership No. A46571



Sahasra

SAHASRA ELECTRONIC
SOLUTIONS LIMITED

FY24-25 – Investors
Presentation



SAHASRA –AT A GLANCE



Significant presence abroad & in India, providing solutions in electronics system design and manufacturing (“ESDM”) services. ISO9001 & EN 9100:2018 manufacturing plants & DSIR recognized R&D Lab located in NSEZ, Noida, Uttar Pradesh & Bhiwadi, Rajasthan

51% Exports
Revenue (FY24)

Total capacity
35000000
Units

49%
Domestic
Revenue (FY24)


6
High Speed
SMT Lines

168 Employees


BUSINESS SYNOPSIS



Business model navigates the entire ESDM value chain viz. design, prototyping, sample batch, mass production, lifecycle management & support



Provide manufacturing solutions for PCB assembly, Wire harness, Box build solutions, LED lighting solutions.

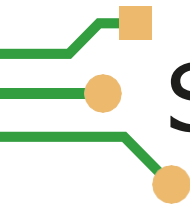


Manufacture of enterprise & consumer grade IT hardware products & memory solutions







Led by Promoters with over three decades of Experience in the ESDM industry

Sahasra has long standing customer relationships through its client servicing model which provides integrated solutions, robust manufacturing capabilities & on time delivery.



Snapshot – Bhiwadi Unit



DEDICATED TO DELIVER HIGH QUALITY PRODUCTS

- Accredited with EN 9100:2018 (equivalent to AS 9100D and JISQ 9100:2016), for Quality Management System for manufacturing of PCB assemblies.
- ERP platform to adhere to quality standards as prescribed & desired by customers
- ISO 9001:2015 certified Quality Management System.
- Strong emphasis on product and process quality control through strict quality management system
- In-house engineering capabilities for efficiency and stringent quality control
- Recently accredited with ISMS ISO 27001 for information security thereby enabling us to manage information security risks.





DIVERSIFIED REVENUE VERTICALS

Printed circuit board assemblies ("PCBA")

used in products manufactured in the automotive, medical, industrial, IT and consumer products industries. Includes box-build products such as laptop and tablet

LED Lighting solutions

which include LED Chip –the source of the lighting, power supply or the driver, printed circuit board for LED's, housing or the frame.

Computer and IT accessories

which include motherboards, DRAM modules, solid state drives (SSD), USB drives, other memory products and IT accessories.

Semiconductors

which includes QFN, DFN, mSD, ESOP, eMMC packages

EXPANSION THROUGH ORGANIC GROWTH OPPORTUNITIES

STRATEGY

- Enhance scale and market position
- Strengthen product offerings and customer base
- Extend reach to new geographic markets within India
- Enable access to new clients and enter high-growth geographies
- Add new products to capture additional revenue opportunities from existing customer base
- Our R&D Lab has been recognized by DSIR, enabling strategic collaboration towards making India a Product nation

INITIATIVES TAKEN

- We forayed into the EV sector through a partnership with a leading provider of EV chargers and lithium batteries.
- An existing European EMS client has increased the scope of engagement to manufacture off grid energy meters used in EV charging stations.
- Copyright application for "Sahasra In-House SPI TPM Reference Design", is filed bearing diary no. LD-19869/2025-CO, and Design for its schematic is filed bearing no. 459300-001, for integrated circuit.
- A desktop mother board designed by us is in the validation cycle and scheduled for launch by end of FY2025-26.
- Entered into agreement with a European company for making e-sim and other EMS for export to EU



BUSINESS STRATEGIES

DIVERSIFICATION OF PRODUCT RANGE

- Into products with prospects for growth and profitability. Sahasra IP Products by leveraging R&D
 - Increase offerings in current business segments & diversify into new products having attractive growth prospects
-

PURSUE INORGANIC GROWTH THROUGH ACQUISITIONS

- Continue strategic expansion plans through inorganic growth opportunities
-

INCREASE GEOGRAPHICAL REACH AND EXPAND CUSTOMER BASE

- Continually seek to enhance addressable market.
 - Expand global reach through increased customer acceptance of products in international markets
-

INVEST IN EXPANDING OUR TECHNOLOGICAL CAPABILITIES AND MANUFACTURING CAPACITIES

- Continue to focus on optimizing and automating manufacturing processes to improve returns & be a cost efficient player
- Utilize Rs. 60.28 Crs. towards expansion of manufacturing capabilities





FINANCIAL HIGHLIGHTS - A Brief History Rewritten

The financial journey of Sahasra Electronic Solutions Limited (formerly known as Northern Petroleum, a proprietorship firm of Mr. Amrit Lal Manwani) from FY 1-4-2020 to 31-03-2021 (DOC on 19-06-2020 of Electronic Manufacturing Business). Later the name of the Proprietor Firm was changed to Sahasra Electronic Solutions with the same ownership and holdings the same till 21-02.2023. On 22-02-2023, the proprietorship firm was converted into a limited company.

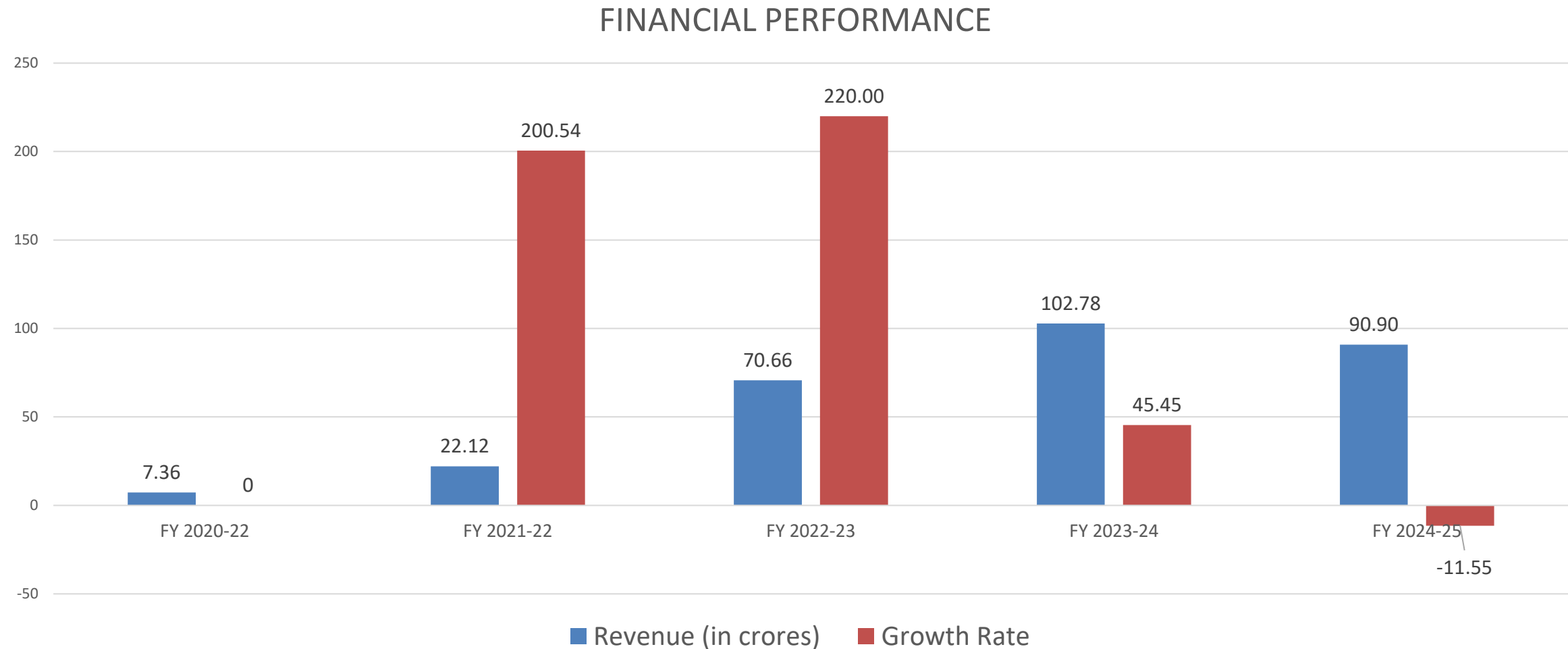
The said business journey has been marked by growth, robust financial health, and strategic investments across various sectors. Our financial achievements, the current status, and future plans underscore our commitment to sustained profitability and market leadership.



FINANCIAL PERFORMANCE

A detailed account of the company's financial performance in previous years.

a. Revenue Growth:





FINANCIAL PERFORMANCE

A detailed account of the company's financial performance

a. Revenue Growth over the years:

Year	Revenue (₹ in crores)	Growth Rate	Remarks
FY 2020-21	7.36	0.00	Start of Electronic Business as Northern Petroleum Co.
FY 2021-22	22.12	200.54	2 nd year in the name of Sahasra Electronic Solutions. (note: Name changed).
FY 2022-23	70.66	220.00	3 rd year of Electronic Business. 01Apr23 to 21Feb23 as Sahasra Electronic Solutions and 22Feb23 to 31.Mar23 as Sahasra Electronic Solutions Ltd.
FY 2023-24	102.78	45.45	4 th Year of year of Electronic Business as Sahasra Electronic Solutions Ltd.
FY 2024-25	90.90	-(11.55)	5 th Year of year of Electronic Business as Sahasra Electronic Solutions Ltd.



FINANCIAL PERFORMANCE

b. Profit Margins:

Year	EBITDA Margin	Net Profit Margin
FY 2020-21	47.83%	20.10% (Northern Petroleum Company)
FY 2021-22	19.21%	12.53% (Sahasra Electronic Solutions)
FY 2022-23	32.49%	19.86% (Sahasra Electronic Solutions & Sahasra Electronic Solutions Ltd)
FY 2023-24	36.30%	32.34% (Sahasra Electronic Solutions Ltd)
FY 2024-25	15.17%	09.13% (Sahasra Electronic Solutions Ltd)



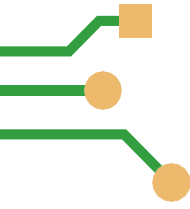
FINANCIAL PERFORMANCE

c. Major Financial Milestones:

- Successfully commissioned the production lines and achieved ₹ 10.31 Cr of Semiconductor revenues in FY2024-2025, by Sahasra Semiconductors Pvt Ltd (A Subsidiary of Sahasra Electronic Solutions Ltd)
- Sahasra Electronic Solutions Ltd has acquired 72.70% of the shares of Sahasra Semiconductors Pvt Ltd for FY2024-25 and are looking to acquire up to 85% in FY2025-26. It is expected to achieve cash break even in 2025-26 and achieve 10 – 12% profit margin from 2026-27 onwards. Revenue projections for next 3 years for SESL & SSPL:

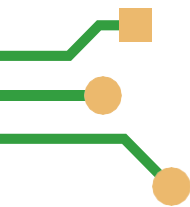
Unit	2025-26	2026-27	2027-28
SESL	130 Cr.	175 Cr.	250 Cr.
SSPL	50 Cr.	150 Cr.	250 Cr.

- The installation of plant & machinery at Sahasra Electronic Solutions Ltd. at the ELCINA cluster in Bhiwadi, Rajasthan has commenced. This unit is expected to contribute 50% of overall revenue in FY2025-26 & 75% in FY2026-2027



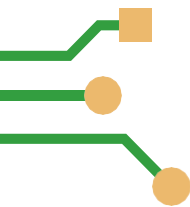
INCOME STATEMENT

Particulars (in crores)	FY2023	FY2024	FY 2025
Revenue From Operation	69.08	101.15	86.82
Total Expenditure			
1. Cost of Consumption	39.97	55.23	68.57
2. Finished Inventory (not considered in Revenue)	(1.73)	(2.13)	(9.42)
3. Employee Benefit Expenses	3.92	8.86	11.42
4. Other Expenses	5.54	3.51	6.54
EBITDA	21.38	35.67	13.79
EBITDA Margin %	30.94%	35.27%	15.17%
Other Income	1.59	1.63	4.07
Depreciation	2.53	2.20	1.24
EBIT	20.44	35.10	9.91
Interest & Financial Charges	0.53	1.07	1.32
PROFIT BEFORE TAX	19.91	34.02	11.23
Tax	5.87	0.78	2.93
Profit after Tax	14.04	33.24	8.30
Net Profit Margin	20.32%	32.86%	9.13%



BALANCE SHEET

Particulars (in crores)	FY2023	FY2024	FY 2025
Equity & Liabilities:			
Shareholder Funds	20.05	60.93	226.82
Share Capital	17.75	18.91	24.99
Reserve & Surplus	2.30	42.01	201.83
Non Current Liabilities	0.16	0.35	1.85
Long Term Borrowing	0	0	0.53
Deferred tax Liabilities	0.16	0	0.95
Long Term Provision	0	0.35	0.36
Current Liabilities	26.09	52.80	34.05
Short term borrowing	0	21.71	2.18
Trade Payable	12.92	17.56	28.26
Short Term Provision	0.71	6.07	0.14
Other current Liabilities	12.45	7.45	3.47
Total Liabilities	46.31	114.09	262.72



BALANCE SHEET

Particulars (in crores)	FY2023	FY2024	FY 2025
Assets			
Non Current Assets	18.49	29.95	107.84
Property Plant & Equipment	11.45	13.30	30.02
Long term Loans & Advances	0.40	6.10	72.38
Other non-current Assets	6.64	10.54	5.44
Current Assets	27.81	84.14	154.88
Inventories	8.01	21.08	36.75
Trade Receivable	17.64	26.56	26.81
Cash & Cash Equivalent	1.31	17.10	4.21
Short Term Loans and Advances	0.66	19.18	17.20
Other Current Assets	0.18	0.19	69.91
Total Assets	46.31	114.09	262.72



FINANCIAL PERFORMANCE - PRESENT

A snapshot of the company's current financial health and performance metrics.

a. Current Revenue and Profitability:

Metric	FY2024-2025
Revenue (₹ in crores)	90.90
EBITDA Margin	15.17%
Net Profit Margin	9.13%

Note: Excluding Margin (15%) on Sales in transit considering in Stock in trade (FY25)

b. Segment-wise Revenue Breakdown including Subsidiary "SEMICON"(FY25)

Segment (in crores)h	Revenue (FY25, in crores)	Margin remarks
Semiconductors	₹ 10.31	15.26% (Gross Margin)
EMS	₹ 59.36	32.00% (Gross Margin)
IT Hardware	₹ 13.64	4.96% (Gross margin)
Memory Product	₹ 10.16	10.00% (Gross margin)
Lighting Product	₹ 3.65	20.00% (Gross margin)



FINANCIAL PERFORMANCE - PRESENT

c. Industry-wise Revenue Breakdown (FY25)

Industry	Contribution to Total Revenue
Automotive	15%
Consumer Electronics	10%
Healthcare	10%
IT & Telecommunications	35%
Industrial	25%
Defense	05%



FINANCIAL PERFORMANCE - PRESENT

d. Strong Balance Sheet (FY24 - FY25)

Particulars	<u>Sahasra Electronic Solutions Ltd.</u>		<u>Sahasra Semiconductors Pvt Ltd</u>	
	FY24	FY25	FY24	FY25
Total Assets (in crores)	₹ 114.09	₹ 262.72	₹108.67	₹ 153.80
Total Liabilities (in crores)	₹ 40.80	₹ 35.90	₹60.41	₹ 72.48
Shareholders' Equity (in crores)	₹ 60.93	₹ 226.82	₹48.27	₹ 81.31
Debt-to-Equity Ratio	0.67	Nil	1.25	0.77
Current Ratio	1.59	4.01	0.72	0.81



WAY FORWARD

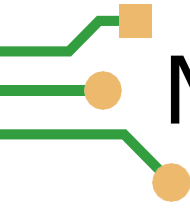
A forward-looking perspective on the company's financial strategy and goals.

a. Projected Revenue and Profit Targets (FY25) including subsidiary Sahasra Semiconductors Pvt Ltd:

Metric	Target (FY2025-2026)	Target (FY2026-2027)
Projected Revenue (in crores)	₹180	₹325
Target EBITDA Margin	30%	30%
Target Net Profit Margin	15%	15%

b. Segment-wise Future Plans:

Segment	Investment Plans	Expected Growth Rate
EMS (Electronics Manufacturing Services)	Invest ₹60.00 crores in new production Lines	50% per annum
IT Hardware	Develop new product lines and increase R&D investment by ₹6 crores	20% per annum



Milestones Ahead

✓ **Investment Plans:**

- **Capital Investments for semiconductors in Phase II:** ₹200 crores is planned
- **R&D Investments:** ₹6 crores to develop Sahasra IP Products

✓ **Risk Management Strategies:**

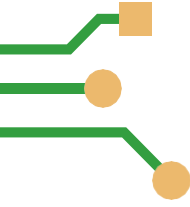
- Diversification of product portfolio to mitigate market risks
- Strengthening compliance and regulatory frameworks
- Continue to plan for viable growth in IT hardware products business

✓ **Long-term Financial Goals:**

- Achieve revenues of ₹325 crores by FY2027
- Establish "**Sahasra**" as an Original Design Manufacturer (ODM) in IT hardware

✓ **Mergers:**

- Merger of Sahasra Electronics Pvt. Ltd to Sahasra Electronic Solutions Limited is planned for FY 25-26. This will boost revenue by approximately 100 Cr. Thereby ensuring synergy in operations, single window to customers and increase in value to all stakeholders



THANK YOU

For further queries you may reach out to

cs@sahasraelectronics.com ,
maneesh@sahasraelectronics.com