

Date: 24<sup>th</sup> August 2025

**National Stock Exchange of India Limited**

Exchange Plaza, Plot No. C/1, G-Block,  
Bandra- Kurla Complex, Bandra (East),  
Mumbai – 400051 Maharashtra, India.

**NSE Symbol - OBSCP**

Dear Sir/ Madam,

**Sub: - Intimation regarding submission of Investor Presentation under Regulation 30(6) of the SEBI (Listing Obligations and Disclosure Requirements), Regulations 2015**

In continuation to our intimation dated 19<sup>th</sup> August, 2025, management has attended the scheduled meet and discussed about the business. No Unpublished price sensitive information was shared. Please find enclosed our Investor Presentation. This presentation provides an overview of our Company's operations and financial performance for the quarter ended on 30<sup>th</sup> June, 2025.

The presentation is being submitted in compliance with Regulation 30(6) of the SEBI (Listing Obligations and disclosure Requirement) Regulations 2015.

The same is also being made available on the Company's website [www.obscperfection.com](http://www.obscperfection.com).

This is for information of the Exchange and Members.

Thanking you,

Yours faithfully

For OBSC PERFECTION LIMITED

(Formerly Known as OBSC Perfection Private Limited)

  
OBSC PERFECTION LIMITED

Director / Authorised Signatory

**ASHA NARANG**

**DIRECTOR**

**DIN NO. 00296714**

Encl: As above

# Investor Presentation

---

## OBSC Perfection Limited



[www.obscperfection.com](http://www.obscperfection.com)

24<sup>th</sup> Aug, 2025



This presentation by OBSC Perfection Limited (referred to as “OBSC Perfection”, “OBSCP”, “our Company”, “Company”) provides general background information on the company and its activities as of the date on the document. It is strictly for informational purposes and should not be shared, reproduced, or used by any other parties outside the specified purpose. The company disclaims any obligation to provide updates or correct any inaccuracies that may arise in this information.

Statements in this presentation are current as of the specified date and includes guidance, forward-looking statements based on assumptions about future events, intentions, or expectations. These forward-looking statements contain uncertainties and are not guarantees of future performance; actual results may vary significantly due to factors that differ from the assumptions made. Readers are cautioned against placing undue reliance on these statements, as there is no assurance of accuracy or fulfillment of future projections.

Industry data and projections cited in this presentation are sourced from third-party publications believed to be reliable, yet the company has not independently verified these sources. These projections, based on subjective judgment and analysis, may be inaccurate or incomplete, and should not be heavily relied upon. Similarly, financial information included is based on key assumptions and does not necessarily reflect audited results or future financial outcomes.

While efforts were made to ensure the information is accurate and opinions are fair, the presentation's content may change without notice. OBSC Perfection, representatives, employees or directors make no representations or guarantees regarding the accuracy or completeness of this information. They accept no liability for any loss or damage resulting from reliance on or use of the presentation’s content. This document is not an offer or solicitation for investment, nor should it form the basis of any contractual or investment decisions.

By accessing this presentation, recipients agree to be bound by the terms of this disclaimer, which specifies that all legal claims arising from the use of this information will be governed by the laws of India.



**About OBSC Perfection**

**4 - 17**

**Financial Highlights**

**18 - 25**

**Annexures**

**26 - 29**

# About OBSC Perfection

---



## Business Overview

- Established in 2017, **manufacturer of precision metal components**
- Manufactures **precision engineered metal components** with a product portfolio spanning over 20 products (excluding multiple iterations)
- 5 manufacturing facilities** in two prominent auto-hubs, i.e., Pune & Chennai, with manufacturing facilities spanning 150,000+ sq. ft.
- Mfg. capabilities: **machining, turning, investment casting, fabrication**
- Adding forging manufacturing capability;** up-move in value chain
- Historically served Automotive Sector; rapidly expanding in Non-Automotive such as Defense, Marine, Renewables sector
- Part of the 55+ years old Anglian Omega Group which has presence in Bright Bar Steel, Electric Mobility & Auto Components Industries
- Marquee **global customers with long-standing relationships;** increasing wallet share with customers YoY

## Key Customers



## Key Products



Shock Absorber Rods



Sensor Boss



Electronic Percussion Fuze Parts



Tuned Fitting



Water Injector



Nut Fasteners

## Key Highlights

<b>5</b> Mfg. Facilities	<b>20.1%</b> Export Share	<b>10</b> Countries
<b>~Rs. 83 Crores</b> Gross Block	<b>~Rs. 1,200 crores</b> Order Book & Nominations	<b>800+</b> Workforce
<b>36.8%</b> Revenue CAGR (FY22-FY25)	<b>53.0%</b> Operating EBITDA CAGR (FY22-FY25)	<b>67.0%</b> PAT CAGR (FY22-FY25)



## Anglian Omega Group

Established in 1969, Anglian Omega group has presence across Bright Bar Steel, Auto Components and Electric Mobility industries

### Key Corporate Promoters of OBSC Perfection Limited

#### Omega Bright Steel & Components Private Limited

- Shareholder in OBSC Perfection Limited, established in 2007.
- Manufacturer of High/Low Carbon Steel Bars
- Operates 2 Facilities in Pune & Chennai
- **FY24 Turnover : Rs. 202.4 Crores**

#### Omega Bright Steel Private Limited

- Flagship entity of the Anglian Omega Group, established in 1969.
- Manufactures Bright Bar Steel, Cold Forging Components, Steel Wires, Pipes
- Operates 3 Facilities in Faridabad
- **FY24 Turnover : Rs. 312.0 Crores**

### Strategic Advantage from Anglian Omega Group's Legacy



#### Strategically Located Facilities

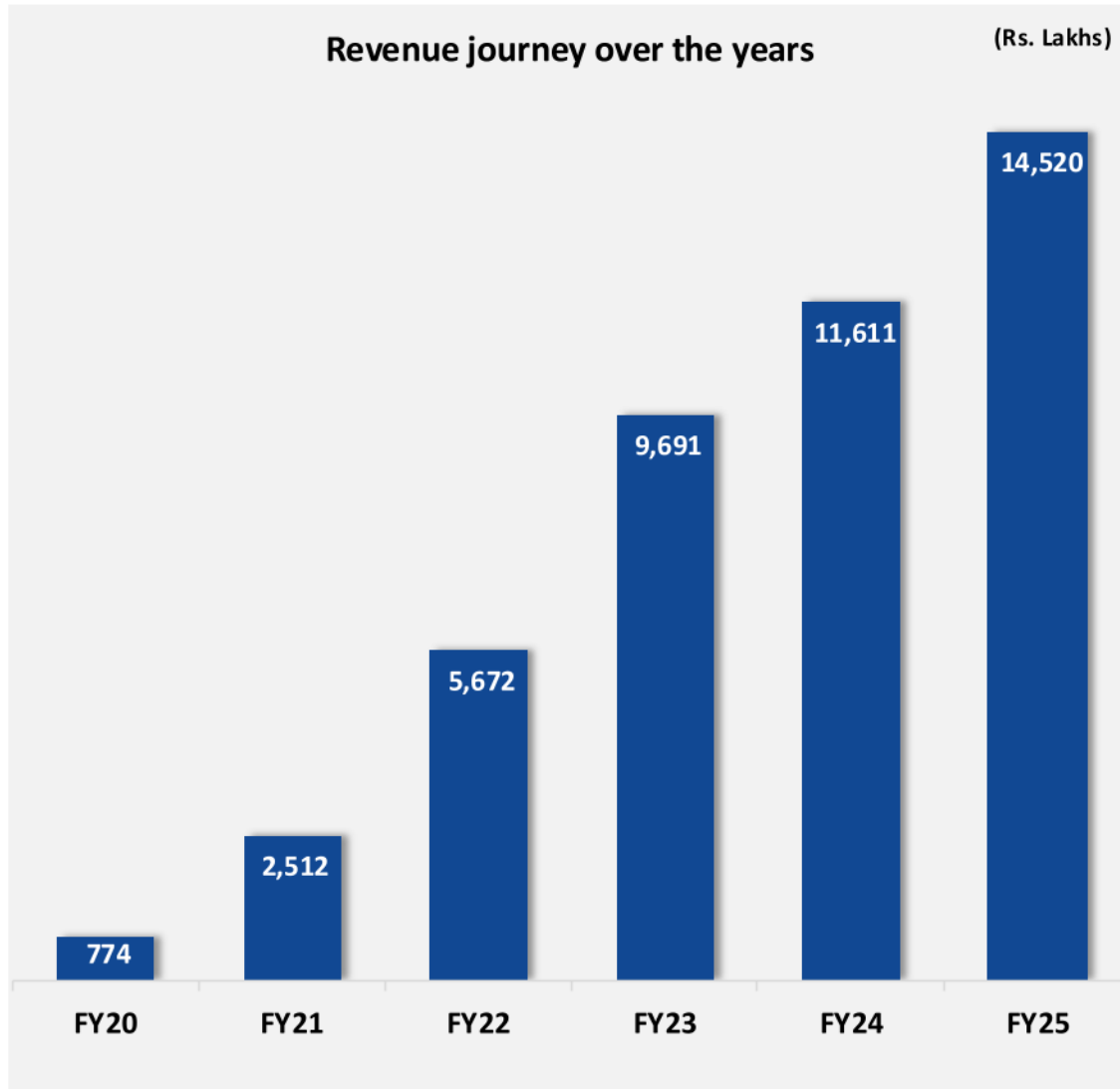
Bright bar steel supplier facility is located next door ensuring consistent supply for one of our raw material enabling **quicker supply, lesser inventory holding, no logistics cost.**



#### Manufacturing expertise

55+ years of legacy across products for Automotives, Fabrication, Cold forming parts, precision machined components, etc. helps **OBSCP get access to marquee customers.**

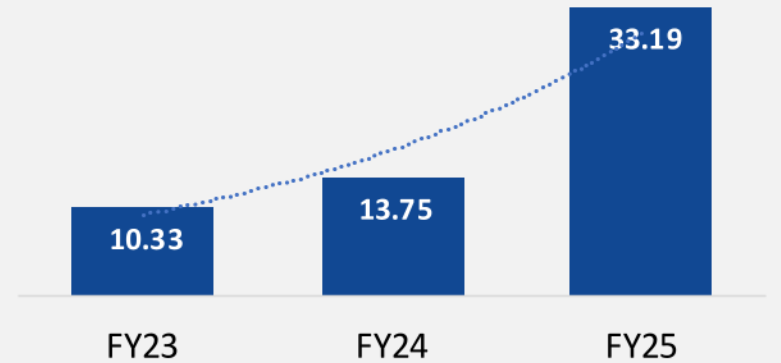




- 2018** • Commencement of Operations from **1<sup>st</sup> Unit** in Pune for Machining
- 2002** • Received IATF Standard 16949:2016 & ISO 9001:2015 certification
- 2022** • Commenced **2<sup>nd</sup> Unit** in Pune; dedicated for Investment Casting
- 2023** • Commenced Operations from **3<sup>rd</sup> Unit** for Machining in Tamil Nadu
- 2024** • Commenced **4<sup>th</sup> Unit** at Pune for Machining (Dedicated for Tesla – TACO)  
• Completed SME IPO of INR 66 Crs; to fund capex and working capital
- 2025** • Established **5<sup>th</sup> Unit** at Pune for Forging

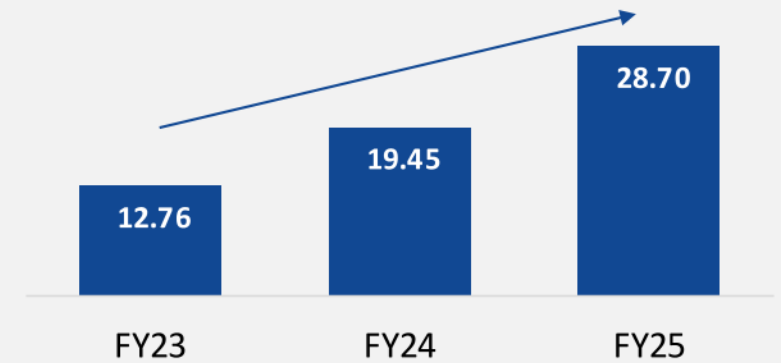
## Capital Expenditure incurred from FY23 to FY25 : Rs. 57.28 crores

(Rs. Crs)



## Strong Exports Growth FY23-FY25: 49.9% CAGR

(Rs. Crs)



## Rapid Expansion in Defense Segment

- Revenue from defense segment up from ₹0.28 crore in FY24 to ₹5.55 crore in FY25.
- Received initial orders from Israel—based companies
- Hired dedicated person for Defense & Aerospace division

## Growth Strategy

**Value Chain Up-Move** : Addition of Hot and Cold Forging capability to move up the value chain; enabling us to make complex and larger parts

**New Industries** : Strong focus on defense, marine and renewables. Under active discussions with multiple potential customers within these industries

**Exports** : Increasing exports revenue exponentially; targeting to maintain 50%+ CAGR over next 3-4 years

**Advanced Machineries** : Continue to invest in high-end machineries enabling to meet high level of quality to serve global MNC

# Manufacturing Capabilities

## Machining

Unit 1	Unit 2	Unit 3	Unit 4	Unit 5
--------	--------	--------	--------	--------

Turning Centers	Welding SPM
Center-less Grinding Machines	Vertical Broaching
Internal Grinding Machines	SPMs for Milling, Drilling C Taping
CNC Sliding Heads	Vertical Machining Centers
CAM based Single Spindle Lathes	Robotic Arm
Induction Hardening	Automatic Visual Inspection Machines
Thread Rolling Machines	Co-ordinate Measuring Machines

## Investment Casting

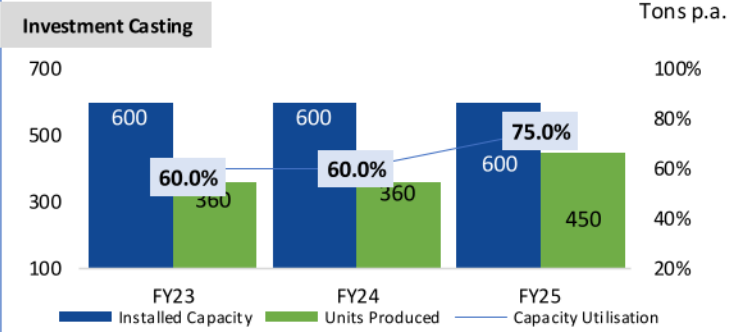
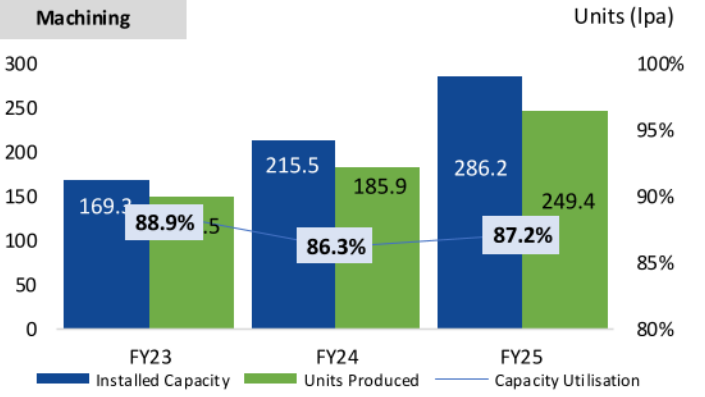
Unit 1	Unit 2	Unit 3	Unit 4	Unit 5
--------	--------	--------	--------	--------

Investment Casting
Wax or Plastic Pattern Creation
Investment Mold
Metal Melting & Pouring
Cooling & Mold Removal

## Forging

Unit 1	Unit 2	Unit 3	Unit 4	Unit 5
--------	--------	--------	--------	--------

Hot Forging Presses	Stamping (planned)
Cold Forging Presses	Cold Forging Part formers (planned)
Knuckle Joint Presses	













- ### Forging
- Inaugurated in Apr'25; Forging Machines in-transit
  - Initial Planned Capacity: Hot Forging 1200 tons; Cold Forging 600 tons

Unit 1	Unit 2	Unit 3	Unit 4	Unit 5
Owned	Rented			

**Total Area: 154,173 sq. ft**

Under process of securing land to set-up giga-factory of precision parts manufacturing under a single roof

# Products' Applications across Industries

Industries	Applications		
Automotive	 EV Parts	 Exhaust Systems	 Suspension Systems
Defense	 Ammunition	 Fuses	
Marine	 Mechanical Cables	 Steering Systems	
Telecom	 Antennas & Towers		
Renewables	 Solar Trackers	 Windmill	

# Recent Notable Strategic Developments

## Set-up Dedicated Aerospace Division

- Our focus remains strong on Aerospace; commenced an internal dedicated vertical to focus on Aerospace
- Applied for AS 9100D certification
- Hired dedicated personnel to spearhead the vertical
- Under active discussions with 3 customers to foray into Aerospace components manufacturing



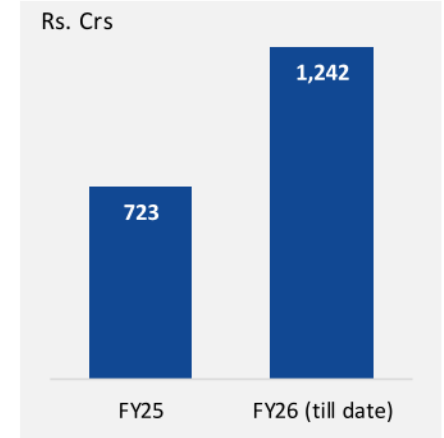
## Value Chain Up-move with Forging Capability

- 5<sup>th</sup> Facility being commenced in Pune – this plant will bring our in-house forging capability
- Significant step for future to strengthen our large & complex parts making capabilities; for use in Defense & Automotive
- Hot and Cold Forging press machines are in transit
- Serious interest from our existing customers for buying forged parts from OBSCP



## Rapidly Growing Order Book

- Order book increased by 70% during the FY26 till date
- Stands at INR 1200+ crores as on date
- Exports order book accounts for ~55% of total
- Under discussion with players in defense & aerospace; received some Purchase Orders and to materialize increased order flow with these



## Team Expansion

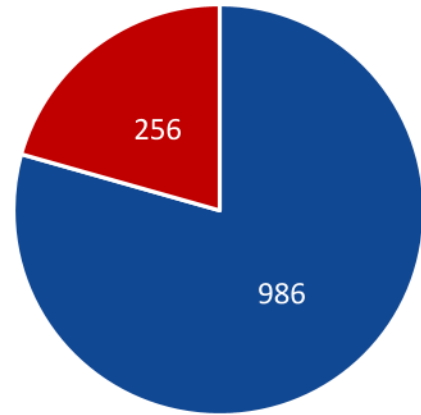
- Key senior level hirings have been made
- US being a larger market - hired a dedicated Advisor in US enabling faster customer discussions and reach-outs
- Team at Pune being expanded with more professionals



# Expanding Order Book : INR 1,200+ Crores

## Industry Wise

INR Crs



■ Automotive ■ Non-Automotive

Automotive	INR Crs
Non-EV	642
EV	344
<b>79%</b>	<b>986</b>

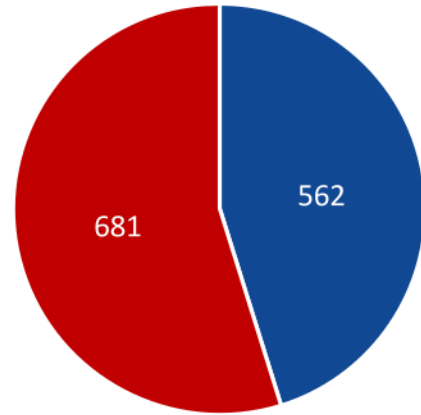
Non-Automotive	INR Crs
Defense	133
Marine	60
Renewables	39
Agriculture	20
Infrastructure	2
Railways	1
<b>21%</b>	<b>256</b>

Recent witnessed trends –

- Increasing order flow for forged products; contributing 54% of new orders received in last 6 months
- Exports orders now accounts for 55% of total order book

## Geography Wise

INR Crs



■ Domestic ■ Export

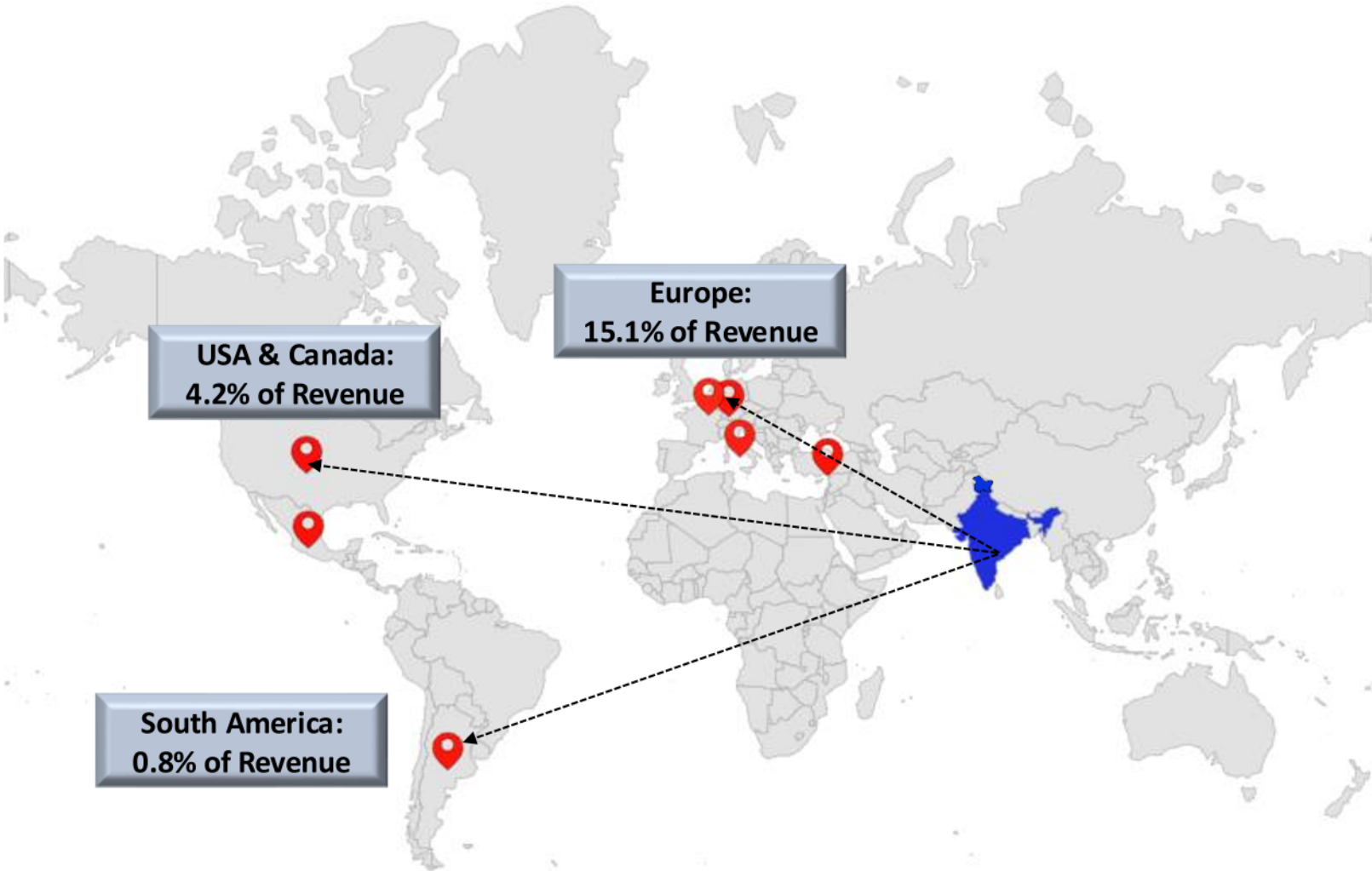
Domestic	INR Crs
Automotive	387
Non-Automotive	175
<b>45%</b>	<b>562</b>

Export	INR Crs
Automotive	598
Non-Automotive	81
<b>55%</b>	<b>680</b>

- ✓ Highest ever Order Book
- ✓ Recently won small Purchase Orders from Defense segment; more orders are expected to flow.
- ✓ Won orders, though small, in entirely new segment – Infrastructure, Railways. More such sectors to be added.

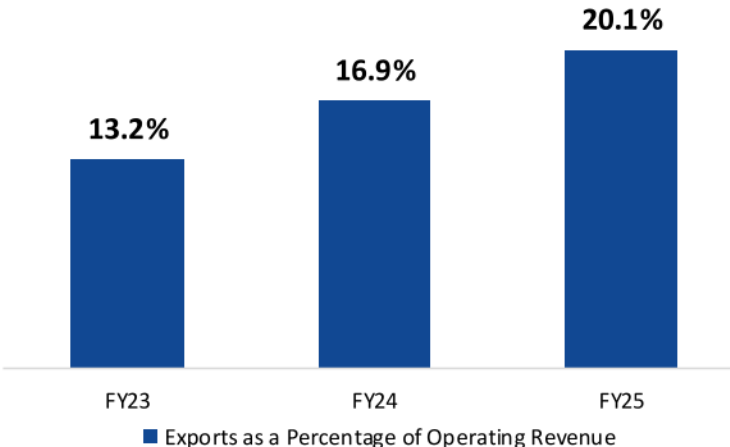
# Expanding Global Presence

## Exporting to 11 countries



- |       |         |          |        |           |
|-------|---------|----------|--------|-----------|
|       |         |          |        |           |
| USA   | Germany | Belgium  | Turkey | Argentina |
|       |         |          |        |           |
| Italy | Mexico  | Slovakia | Brazil | Canada    |

5 nos.      7 nos.      10 nos.



# Advanced Machineries for High Precision Output



Vertical Machining Center



CNC Machine



Sliding Head Machine



Co-Ordinate Measuring Machine



Swiss-type CNC lathe



OD CNC Grinding Machine







Circular Saw Machine



Digital Rockwell Hardness Tester

## Some of Our Key Specialized Product

Product	Industry	Application	Competency	Customers	Geographic Segment
	Automotive	High End Motor Bike Suspension	Critical Tolerance & precision	ZF	Italy / Europe
	Automotive	EGR Application (Exhaust)	Critical Dimensional Tolerance developed Investment Casting & Machining	Mahle	Germany
	Marine	Cable End Fitting	Design and production of precise fittings ensuring reliable connectivity and performance	Dometic	USA
	Defense	Missile	Critical Mating Part Application	Bharat Electronics	India

## Long-Standing Client Relationships:



## Other Key Customers:





**Saksham Leekha**  
Managing Director

- Oversees all units, focuses on customer addition, product, technology upgradation and automation.
- B. Tech in Computer Science from Guru Gobind Singh Indraprastha University.



**Sanjeev Verma**  
Executive Director & CFO

- Leads expansion efforts in Chennai and South India market development.
- 35+ years experience in steel & auto components industry



**Kuntal Mukherjee**  
Chief Growth Officer

- Holds MBA in Marketing and Strategy from Liverpool Business School.
- 12+ years in sales and marketing; worked with Bosch and ZF.



**Asha Narang**  
Non-Executive Director & Chairperson

- Holds a Bachelor of Arts degree from Pramila College, Delhi.
- 50+ years experience with the Anglian Omega Group



**Ashwani Leekha**  
Executive Director

- Oversees plant operations and process improvements within the company.
- 35+ years in precision engineering.



**Bangali Singh**  
Head – Operations

- Leads process enhancement & identifies improvements for operational efficiency.
- 20+ years of experience in production engineering

## Key Senior Level Hirings During Last 6 Months

**Tom Huggins**  
Advisor - USA

**Arvind Nanda**  
Advisor - India

**Nilesh Ghotawade**  
Sr. Manager - Aerospace

**Surender Sethi**  
VP - Finance

**Kailas Kangude**  
Head – NPD

**Hiren Patel**  
Sr. Manager - Marketing

# Financial Highlights

---



# Q1 FY26 Financial & Operational Update

Geography Wise Revenue	Q1 FY26	Q1 FY25	YoY	FY25	FY24
Domestic	3,356.5	2,417.5	38.8%	11,408.5	9,558.4
Exports	828.4	744.0	11.3%	2,870.4	1,944.6
<b>Revenue from Operations</b>	<b>4,184.9</b>	<b>3,161.5</b>	<b>32.4%</b>	<b>14,278.9</b>	<b>11,503.0</b>

Industry Wise Revenue	Q1 FY26	% Share	FY25	% Share
Automotive	3,528.2	84.3%	13,014.3	91.1%
Marine	283.9	6.0%	600.1	4.2%
Defense	252.5	6.8%	555.0	3.9%
Others	120.3	2.9%	109.5	0.8%
<b>Revenue from Operations</b>	<b>4,184.9</b>		<b>14,278.9</b>	

## Current Operational Update

- ✓ Inaugurated 5<sup>th</sup> facility dedicated for Forging process; machines in-transit
- ✓ Purchased additional machineries worth INR 5.4 Crores from pending IPO funds utilization
- ✓ Under process of securing land to bring multiple processes under a single roof
- ✓ Order book increased to over ~INR 1,200 Crs
- ✓ Won small Purchase Orders from Israel-based defense customers; new customer in new geography

# FY25 : Key Financial Highlights

Particulars (Rs. Lakh)	H2 FY25	H1 FY25	y-o-y %	FY25	FY24	y-o-y %
Total Revenue	7,679.4	6,840.8	12.3%	14,520.2	11,611.4	25.1%
EBITDA	1,498.7	1,281.9	16.9%	2,780.6	2,184.5	27.3%
<i>EBITDA %</i>	19.5%	18.7%	78 bps	19.1%	18.8%	34 bps
PAT	949.4	726.6	30.7%	1,676.0	1,221.2	37.2%
<i>PAT %</i>	12.4%	10.6%	174 bps	11.5%	10.5%	102 bps

- ✓ Revenue up 25% YoY, EBITDA up 27% YoY and PAT up 37% YoY
- ✓ Revenue from Defense at INR 555 Lakhs in FY25 vs INR 28 Lakhs in FY24
- ✓ Exports Revenue of INR 2,870 Lakhs to 10 countries in FY25; up from 7 in FY24
- ✓ Undertook capex of INR 3,319 Lakhs; Networth stands at INR 10,399 Lakhs
- ✓ Debt-Equity down to 0.26x; providing headroom for further growth accelerations

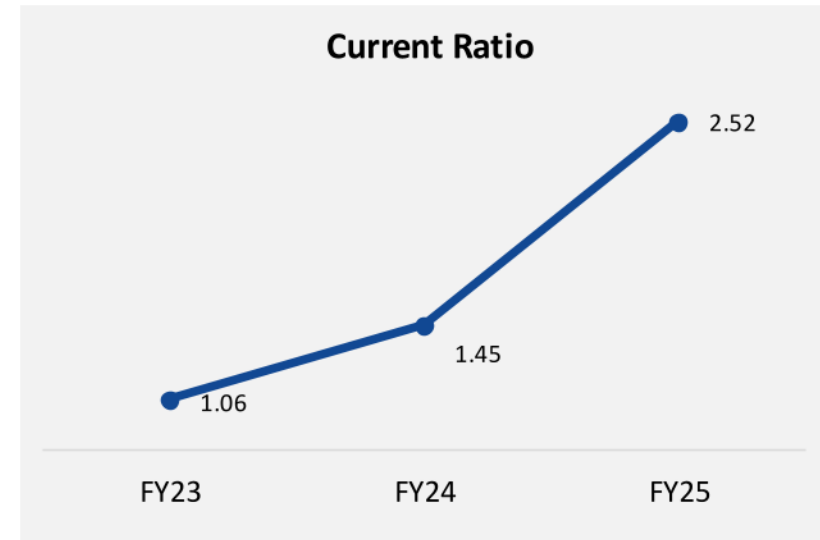
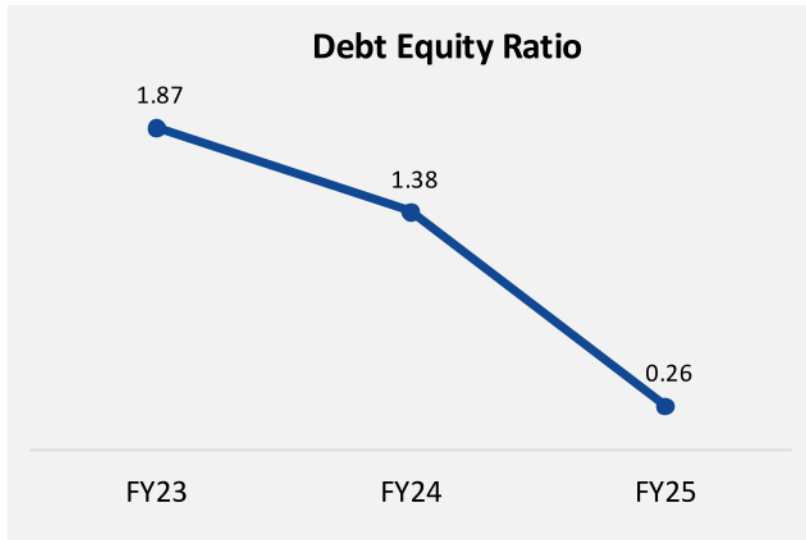
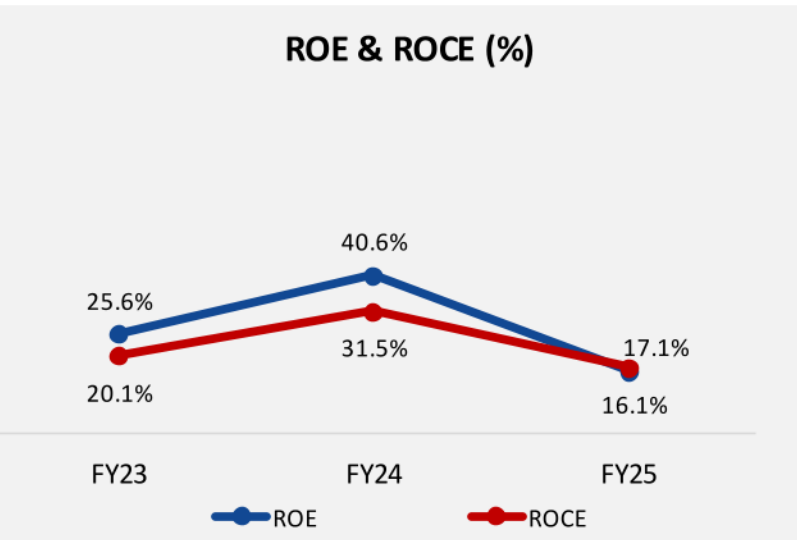
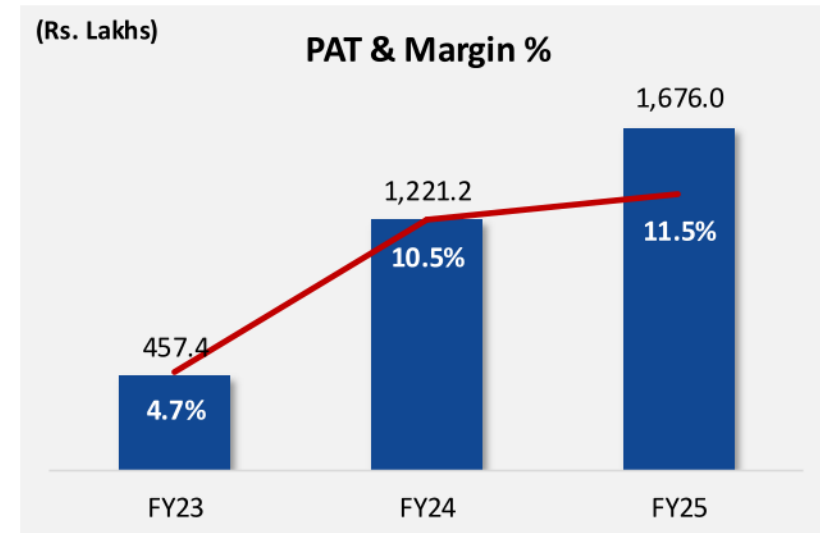
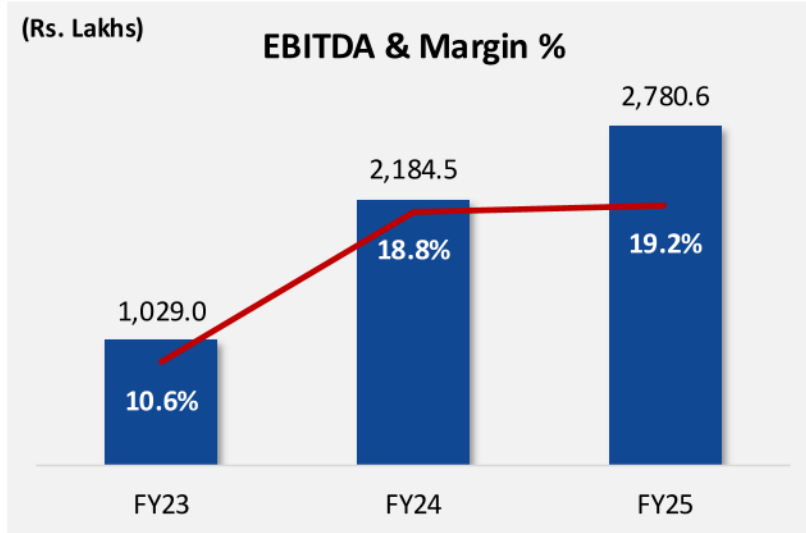
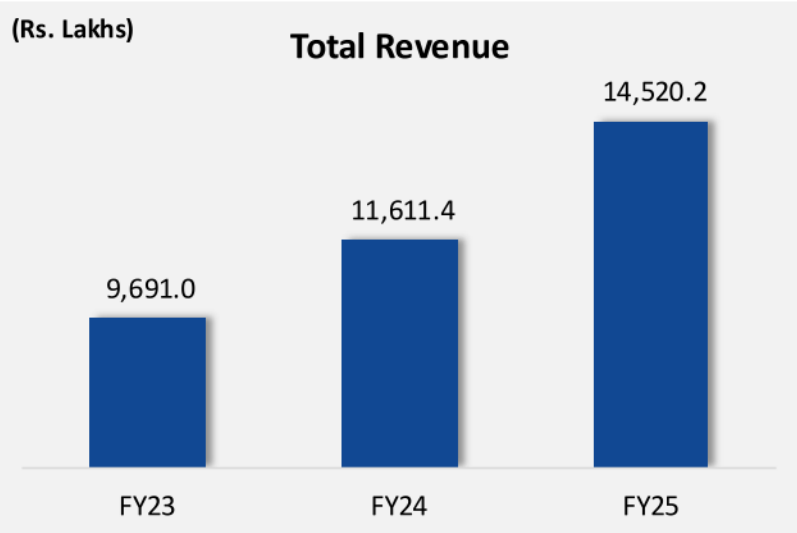
# Revenue Segmentation

(Rs. Lakhs)

Industry-wise Revenue	FY23		FY24		FY25	
	Revenue	%	Revenue	%	Revenue	%
Automotive	8,746.4	90.8%	10,699.3	93.0%	13,014.3	91.1%
Marine	888.9	9.2%	771.5	6.7%	600.1	4.2%
Defense	0.6	0.0%	28.7	0.2%	555.0	3.9%
Renewables	-	-	-	-	95.7	0.7%
Telecom	-	-	3.5	0.0%	13.8	0.1%
<b>Revenue from Operations</b>	<b>9,635.9</b>	<b>100.0%</b>	<b>11,503.0</b>	<b>100.0%</b>	<b>14,278.9</b>	<b>100.0%</b>

Geography-wise Revenue	FY23		FY24		FY25	
	Revenue	%	Revenue	%	Revenue	%
<b>Domestic</b>	<b>8,360.1</b>	<b>86.8%</b>	<b>9,558.4</b>	<b>83.1%</b>	<b>11,408.5</b>	<b>79.9%</b>
<b>Export</b>	<b>1,275.8</b>	<b>13.2%</b>	<b>1,944.6</b>	<b>16.9%</b>	<b>2,870.4</b>	<b>20.1%</b>
Italy	10.9	0.1%	777.3	6.8%	1,298.4	9.1%
Germany	643.3	6.7%	676.8	5.9%	794.6	5.6%
USA	564.7	5.9%	414.1	3.6%	584.5	4.1%
Argentina	48.6	0.5%	57.2	0.5%	103.6	0.7%
Turkey	-	-	1.4	0.0%	49.5	0.3%
Belgium	8.3	0.1%	17.8	0.2%	9.8	0.1%
Others	-	-	-	-	30.0	0.2%
<b>Revenue from Operations</b>	<b>9,635.9</b>	<b>100.0%</b>	<b>11,503.0</b>	<b>100.0%</b>	<b>14,278.9</b>	<b>100.0%</b>

# Financial Track Record



Note: ROE, ROCE, Debt-Equity impacted with IPO-led funds infusion

# Statement of Assets & Liabilities

Particulars (Rs. Lakhs)	FY23	FY24	FY25	Particulars (Rs. Lakhs)	FY23	FY24	FY25
<b>ASSETS</b>				<b>EQUITY AND LIABILITIES</b>			
<b>Non-Current Assets</b>				Equity Share Capital	1,190.0	1,785.0	2,445.2
Property, Plant and Equipment	3,030.4	4,082.7	6,989.6	Reserves and Surplus	595.9	1,222.1	7,953.8
Capital Work in Progress	490.2	218.1	233.3	<b>Total Equity</b>	<b>1,785.9</b>	<b>3,007.1</b>	<b>10,399.0</b>
Long Term Loans & Advances	71.7	100.0	152.9	Long Term Borrowings	1,881.8	2,559.7	2,002.4
<b>Total Non-Current Assets</b>	<b>3,592.3</b>	<b>4,400.7</b>	<b>7,375.8</b>	Differed Tax Liability	115.8	153.8	76.3
<b>Current assets</b>				Long term Provisions	-	7.8	16.8
Inventories	861.9	1,490.6	2,668.7	<b>Total Non-Current Liabilities</b>	<b>1,997.5</b>	<b>2,721.2</b>	<b>2,095.5</b>
Trade Receivables	1,996.7	2,152.9	3,493.4	Short Term Borrowings	1,458.7	1,587.6	695.0
Cash & Bank Balances	60.5	58.4	1,660.0	Trade Payables	1,530.4	1,159.2	2,530.9
Short-Term Loans and Advances	404.6	548.0	657.1	Other Current Liabilities	143.5	175.4	134.8
<b>Total Current Assets</b>	<b>3,323.7</b>	<b>4,249.9</b>	<b>8,479.3</b>	<b>Total Current Liabilities</b>	<b>3,132.6</b>	<b>2,922.3</b>	<b>3,360.6</b>
<b>Total Assets</b>	<b>6,916.0</b>	<b>8,650.6</b>	<b>15,855.1</b>	<b>Total Equity and Liabilities</b>	<b>6,916.0</b>	<b>8,650.6</b>	<b>15,855.1</b>

# Statement of Profit & Loss

Particulars (Rs. Lakhs)	FY23	FY24	FY25
Revenue from Operations	9,635.9	11,503.0	14,278.9
Other Income	55.2	108.4	241.2
<b>Total Income</b>	<b>9,691.0</b>	<b>11,611.4</b>	<b>14,520.2</b>
Consumption & Manufacturing Expenses	7,328.2	6,966.8	9,364.8
Purchases - Finished Goods	802.3	1,979.7	1,843.1
Change in inventories	-153.9	-411.3	-620.1
Employee Benefit expenses	275.0	427.8	571.3
Finance costs	184.0	268.9	312.2
Depreciation and Amortization expenses	214.4	272.5	404.9
Other expenses	410.4	464.1	580.6
<b>Total Expenses</b>	<b>9,060.4</b>	<b>9,968.3</b>	<b>12,456.7</b>
<b>Profit before tax</b>	<b>630.6</b>	<b>1,643.1</b>	<b>2,063.5</b>
Tax expenses	173.2	421.9	387.4
<b>Profit after Tax</b>	<b>457.4</b>	<b>1,221.2</b>	<b>1,676.0</b>
<i>EBITDA %</i>	<i>10.6%</i>	<i>18.8%</i>	<i>19.1%</i>
<i>PAT %</i>	<i>4.7%</i>	<i>10.5%</i>	<i>11.5%</i>

**36.8%**  
Revenue CAGR  
(FY22-FY25)

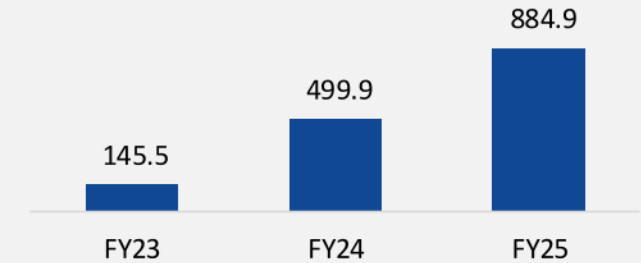
**53.0%**  
Operating EBITDA CAGR  
(FY22-FY25)

**67.0%**  
PAT CAGR  
(FY22-FY25)


# Statement of Cash Flow

Particulars (Rs. Lakhs)	FY23	FY24	FY25
<b>A. Cash Flow From Operating Activities</b>			
Profit Before Tax	630.6	1643.1	2,063.5
Depreciation And Amortization	214.4	272.5	404.9
Interest And Finance Charges Paid	184.0	268.9	312.2
Profit On Sale Of Assets	-	-5.1	-3.5
Interest Income	-0.7	-7.7	-86.4
<b>Operating Profit Before Working Capital Changes</b>	<b>1,028.3</b>	<b>2,171.7</b>	<b>2,690.7</b>
[Increase]/ Decrease In Current Assets	-877.8	-956.5	-2,680.7
Increase/ [Decrease] In Current Liabilities	228.3	-482.1	1,438.6
<b>Cash Flow From Operating Activities</b>	<b>378.8</b>	<b>733.1</b>	<b>1,448.5</b>
Direct Taxes Paid	-233.4	-233.1	-563.6
<b>Net Cash Flow From / (Used In) Operating Activities</b>	<b>145.5</b>	<b>499.9</b>	<b>884.9</b>
<b>B. Cash Flow From Investing Activities</b>			
Purchase of Fixed Assets	-1,355.3	-1,052.7	-3,327.0
Others	-28.8	5.1	4.0
Interest Income	0.7	7.7	86.4
<b>Net Cash Flow From / (Used In) Investing Activities</b>	<b>-1,383.4</b>	<b>-1,039.9</b>	<b>-3,236.6</b>
<b>C. Cash Flow From Financing Activities</b>			
Increase/[Decrease] In Borrowings	1,443.0	806.8	-1,449.9
Increase/[Decrease] In Share Capital & Premium	-	-	5,715.9
Interest & Finance Charges-paid	-184.0	-268.9	-312.2
<b>Net Cash Flow From / (Used In) Financing Activities</b>	<b>1,259.0</b>	<b>537.9</b>	<b>3,953.8</b>
<b>Net Increase/ (Decrease) In Cash And Cash Equivalents</b>	<b>21.0</b>	<b>-2.1</b>	<b>1,602.1</b>
<b>Cash And Cash Equivalents (Closing Balance)</b>	<b>60.5</b>	<b>58.4</b>	<b>1,660.0</b>
<b>Cash And Cash Equivalents (Opening Balance)</b>	<b>39.5</b>	<b>60.5</b>	<b>58.4</b>


## Cash Inflow from Operations



## Cash Outflow from Investing



## Cash Inflow from Financing



# Annexures

---



## Certificate

Standard **ISO 9001:2015**  
 Certificate Registr. No. **01 100 1926656/01**

Certificate Holder: **OBSC PERFECTION PVT LTD,**  
 GAT NO 309/1, C/O Visena Industries Pvt Ltd,  
 Nanekarwadi, Chakan Tal: Khed,  
 Dist: Pune - 410501, Maharashtra,  
 India

Scope: **Manufacture of precision machined components like Piston rods, Shafts, Connectors, Cable end fittings, Studs, Bushes, Rings, Pulley.**

Proof has been furnished by means of an audit that the requirements of ISO 9001:2015 are met.

Validity: **The certificate is valid from 2023-11-30 until 2026-11-29. First certification 2020**

2023-11-14

*[Signature]*  
 TÜV Rheinland Cert GmbH  
 Am Green Stalk 51105 Köln

www.tuv.com



**ISO 9001:2015**

## Certificate

Standard **IATF 16949:2016**  
(1st edition, 2016-10-01)  
 Certificate Registr. No. **01 111 1936656/01**  
 IATF Certificate No. **0488262**

Certificate Holder: **OBSC PERFECTION PVT LTD,**  
 GAT NO 309/1, C/O Visena Industries Pvt Ltd,  
 Nanekarwadi, Chakan Tal: Khed,  
 Dist: Pune - 410501, Maharashtra,  
 India

IATF USE: **GF2HGP**

Scope: **Manufacture of precision machined components like Piston rods, Shafts, Connectors, Cable end fittings, Studs, Bushes, Rings. Excluding Product Design**

Proof has been furnished by means of an audit that the requirements of IATF 16949:2016 are met.

Validity: **The certificate is valid from 2023-11-14 until 2026-11-13.**

Release date: **2023-11-14**



2 LAG OMC 01023

*[Signature]*  
 TÜV Rheinland Cert GmbH  
 Am Grauen Stalk 51105 Köln  
 Germany - NRW

1/1

www.tuv.com



**IATF 16949:2016**

## Certificate

Standard **ISO 9001:2015**  
 Certificate Registr. No. **01 100 1926656/02**

Certificate Holder: **OBSC PERFECTION PRIVATE LIMITED**  
 Unit - 2, GAT NO. 679/2/3, VILL-KURULLI,  
 TAL- KHED, Pune 410501, Maharashtra  
 India

Scope: **Manufacture Investment Castings and Machined Components**

Proof has been furnished by means of an audit that the requirements of ISO 9001:2015 are met.

Validity: **The certificate is valid from 2023-10-10 until 2026-10-09. First certification 2023**

2023-10-23

*[Signature]*  
 TÜV Rheinland Cert GmbH  
 Am Green Stalk 51105 Köln

www.tuv.com



**ISO 9001:2015**

QUALITY MANAGEMENT SYSTEM

*Certificate of Registration*

This is to Certify That The Quality Management System of

**OBSC PERFECTION PRIVATE LIMITED**

PLANT III: NO.126, MAPPEDU VILLAGE, TAL. SRIPERUMBUDUR,  
 DIST. KANCHEEPURAM, THIRUVALLUR TALUK, PERAMBAKKAM,  
 THIRUVALLUR - 631 402, TAMIL NADU, INDIA.

has been assessed and found to conform to the requirements of

**ISO 9001:2015**

for the following scope :

MANUFACTURER OF PRECISION MACHINED COMPONENTS OF FERROUS & NON FERROUS, FORGED PARTS, INVESTMENT CASTING, SUB ASSEMBLIES & ASSEMBLIES OF AUTOMOTIVE PARTS AND FARM EQUIPMENT PARTS.

Certificate No	<b>25DQK68</b>	Issue Date	: 11/04/2023
Initial Registration Date	: 11/04/2023	Date of Expiry*	: 10/04/2026
1st Surve. Due	: 11/03/2024	2nd Surve. Due	: 11/03/2025

*[Signature]*  
 DIRECTOR  
**ROHS Certification Pvt. Ltd.**

**ISO 9001:2015**



2023 - Best Supplier (Quality) Award



2024 - Strategic Supplier Development Program



2024 - Received Certificate of Appreciation from Tata AutoComp Systems.



2024 - Received Certificate for Zero Defects Supplier from Bharat Electronics

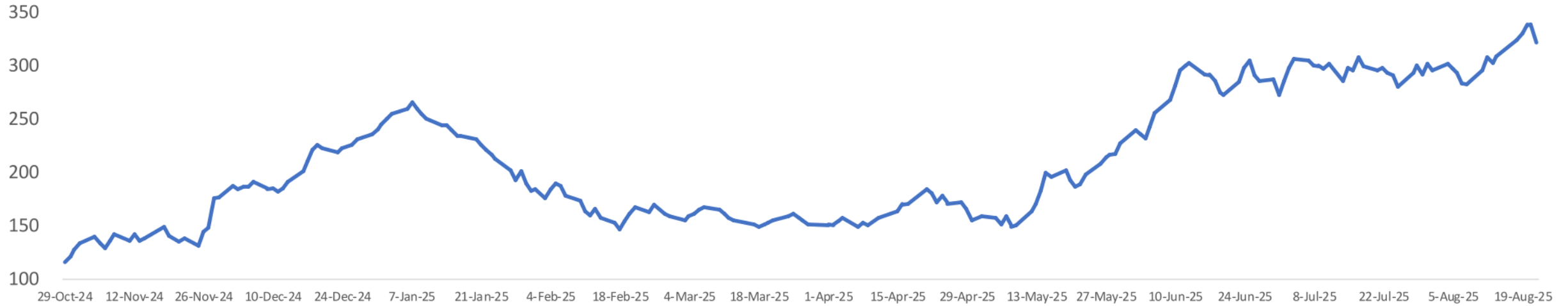


2024 - Best Supplier in overall Customer Support



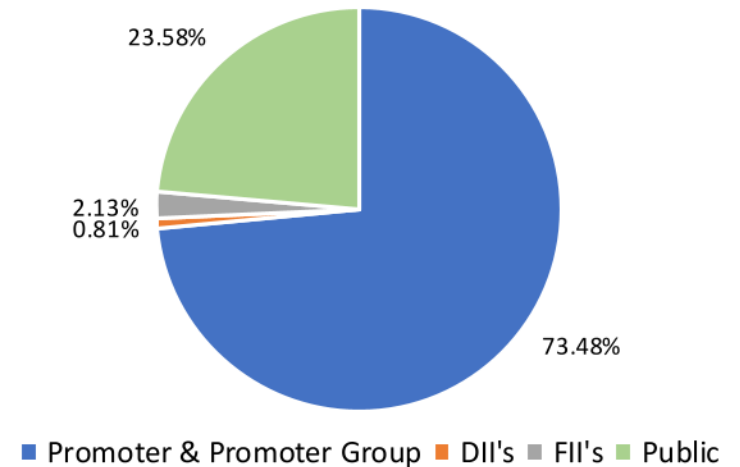
2024 - Received Special Recognition for Outstanding Contributions in BSVI Developments

## Share Price Performance (since 29<sup>th</sup> October 2025)



<b>Stock Symbol</b>	<a href="#">OBSCP</a>
<b>Platform</b>	NSE Emerge
<b>Market Price (as on 22<sup>nd</sup> Aug, 2025)</b>	Rs. 321.8
<b>Market Cap (as on 22<sup>nd</sup> Aug, 2025)</b>	Rs. 786 Crores
<b>52 Week High</b>	Rs. 355.25
<b>52 Week Low</b>	Rs. 110.00

## Shareholding Pattern (as on 30<sup>th</sup> June, 2025)



# Thank You

---



## OBSC Perfection Limited



6F, 6th Floor, M6 Uppal Plaza, Jasola District  
Centre, Delhi - 110025, India



[ig@obscperfection.com](mailto:ig@obscperfection.com)



+91 1141 010 155