

29th May, 2025

To,

The Corporate Relationship Department BSE Limited Phiroze Jeejeebhoy Towers, Dalal Street, Mumbai 400 001. <i>Scrip Code: 539523</i>	National Stock Exchange of India Limited Exchange Plaza, Bandra Kurla Complex, Bandra East, Mumbai 400 051. <i>Scrip Symbol: ALKEM</i>
---	--

Sub: Outcome of the Board Meeting held on 29th May, 2025

Dear Sir(s)/ Madam,

This is in reference to our earlier intimation dated 16th May, 2025, pursuant to Regulation 30 read with Regulation 33 of the Securities and Exchange Board of India (Listing Obligations and Disclosure Requirements) Regulations, 2015 ("SEBI LODR Regulations"), regarding holding of Board Meeting on 29th May, 2025 to *inter alia* approve the Audited Financial Results for the quarter and financial year ended 31st March 2025 and to recommend dividend, if any. The Board of Directors at their meeting held today i.e. 29th May, 2025, have *inter alia*:

1. approved the Standalone and Consolidated Audited Financial Results of the Company for the quarter and financial year ended 31st March, 2025.
2. recommended a final dividend of Rs. 8/- (Rupees Eight only) per equity share of Rs. 2/- each for financial year ended 31st March, 2025, for the approval of shareholders at the ensuing Annual General Meeting ("AGM") of the Company.
3. fixed that the 51st AGM of the Company shall be held on 25th August, 2025 and the cut-off date for the purpose of the said AGM has been fixed as 18th August, 2025.
4. fixed 08th August, 2025 as the record date for the purpose of payment of final dividend. The final dividend, if declared by the shareholders, shall be paid on and from 29th August, 2025.
5. based on recommendation of Nomination and Remuneration Committee and subject to approval of shareholders, approved the appointment of Mr. Ranjal Laxmana Shenoy (DIN: 00074761) as an Additional Director designated as an Independent Director on the Board of Directors of the Company for a term of 5 (five) consecutive years w.e.f. 13th July, 2025 upto 12th July, 2030.
6. based on recommendation of Nomination and Remuneration Committee and subject to approval of shareholders, approved the appointment of Ms. Neela Bhattacharjee (DIN: 01912483) as an Additional Director designated as an Independent Director on the Board of Directors of the Company for a term of 5 (five) consecutive years w.e.f. 13th July, 2025 upto 12th July, 2030.

7. based on the recommendation of the Audit Committee and subject to the approval of the shareholders, approved the appointment of M/s. Manish Ghia & Associates, Practising Company Secretaries, having Firm Registration No. P2006MH007100 as the Secretarial Auditors of the Company for a term of 5 (five) years w.e.f. 01st April, 2025 upto 31st March, 2030, to conduct secretarial audit of the Company from FY 2025-26 to FY 2029-30.

Accordingly, we are enclosing herewith the Standalone and Consolidated Audited Financial Results for the quarter and financial year ended 31st March, 2025 and the Auditor's Report thereon.

The Company hereby declares that the Auditors have expressed an unmodified opinion in the Audit Reports on the Standalone and Consolidated Financial Results for the quarter and financial year ended 31st March, 2025.


The meeting of the Board of Directors of the Company commenced at 11.25 a.m. and concluded at 01.45 p.m.

The above information is also available on the website of the Company at www.alkemlabs.com

Kindly take the same on record.

Sincerely,

For **Alkem Laboratories Limited**



Manish Narang
President - Legal, Company Secretary & Compliance Officer

Encl.: a/a

INDEPENDENT AUDITOR'S REPORT ON AUDIT OF ANNUAL CONSOLIDATED FINANCIAL RESULTS AND REVIEW OF QUARTERLY FINANCIAL RESULTS

TO THE BOARD OF DIRECTORS OF ALKEM LABORATORIES LIMITED

Opinion and Conclusion

We have (a) audited the Consolidated Financial Results for the year ended March 31, 2025 and (b) reviewed the Consolidated Financial Results for the quarter ended March 31, 2025 (refer 'Other Matters' section below), which were subject to limited review by us, both included in the accompanying "Statement of Consolidated Financial Results for the Quarter and Year Ended March 31, 2025" of **ALKEM LABORATORIES LIMITED** (the "Parent") and its subsidiaries (the Parent and its subsidiaries together referred to as the "Group"), and its share of the net loss after tax and other comprehensive income of its associate for the quarter and year ended March 31, 2025, which includes a branch of the Group located at Nepal (the "Statement"), being submitted by the Parent pursuant to the requirements of (Regulation 33) of the SEBI (Listing Obligations and Disclosure Requirements) Regulations, 2015, as amended (the "LODR Regulations").

(a) Opinion on Annual Consolidated Financial Results

In our opinion and to the best of our information and according to the explanations given to us, and based on the consideration of the audit reports of the other auditors on separate financial statements of the subsidiaries and an associate referred to in Other Matters section below, the Consolidated Financial Results for the year ended March 31, 2025:

- (i) includes the financial results of the entities mentioned in Annexure 1;
- (ii) are presented in accordance with the requirements of Regulation 33 of the SEBI (Listing Obligations and Disclosure Requirements) Regulations, 2015, as amended; and
- (iii) gives a true and fair view in conformity with the recognition and measurement principles laid down in the Indian Accounting Standards and other accounting principles generally accepted in India of the consolidated net profit and consolidated other comprehensive income and other financial information of the Group for the year ended March 31, 2025.

(b) Conclusion on Unaudited Consolidated Financial Results for the quarter ended March 31, 2025

With respect to the Consolidated Financial Results for the quarter ended March 31, 2025, based on our review conducted and procedures performed as stated in paragraph (b) of Auditor's Responsibilities section below and based on the consideration of the review reports of the other auditors referred to in Other Matters section below, nothing has come to our attention that causes us to believe that the Consolidated Financial Results for the quarter ended March 31, 2025, prepared in accordance with the recognition and measurement principles laid down in the Indian Accounting Standards and other accounting principles generally accepted in India, has not disclosed the information required to be disclosed in terms of Regulation 33 of the SEBI (Listing Obligations and Disclosure Requirements) Regulations, 2015, as amended, including the manner in which it is to be disclosed, or that it contains any material misstatement.



Basis for Opinion on the Audited Consolidated Financial Results for the year ended March 31, 2025

We conducted our audit in accordance with the Standards on Auditing ("SA"s) specified under Section 143(10) of the Companies Act, 2013 (the "Act"). Our responsibilities under those Standards are further described in paragraph (a) of Auditor's Responsibilities section below. We are independent of the Group and its associate in accordance with the Code of Ethics issued by the Institute of Chartered Accountants of India (the "ICAI") together with the ethical requirements that are relevant to our audit of the Consolidated Financial Results for the year ended March 31, 2025 under the provisions of the Act and the Rules thereunder, and we have fulfilled our other ethical responsibilities in accordance with these requirements and the ICAI's Code of Ethics. We believe that the audit evidence obtained by us and the audit evidence obtained by the other auditors in terms of their reports referred to in Other Matters section below, is sufficient and appropriate to provide a basis for our audit opinion.

Management's and Board of Directors' Responsibilities for the Statement

This Statement, which includes the Consolidated Financial Results is the responsibility of the Parent's Board of Directors and has been approved by them for the issuance. The Consolidated Financial Results for the year ended March 31, 2025, has been compiled from the related audited consolidated financial statements. This responsibility includes the preparation and presentation of the Consolidated Financial Results for the quarter and year ended March 31, 2025 that give a true and fair view of the consolidated net profit and consolidated other comprehensive income and other financial information of the Group including its associate in accordance with the recognition and measurement principles laid down in the Indian Accounting Standards, prescribed under Section 133 of the Act, read with relevant rules issued thereunder and other accounting principles generally accepted in India and in compliance with Regulation 33 of the LODR Regulations.

The respective Board of Directors of the companies included in the Group and of its associate are responsible for maintenance of adequate accounting records in accordance with the provisions of the Act for safeguarding the assets of the Group and its associate and for preventing and detecting frauds and other irregularities; selection and application of appropriate accounting policies; making judgments and estimates that are reasonable and prudent; and the design, implementation and maintenance of adequate internal financial controls, that were operating effectively for ensuring the accuracy and completeness of the accounting records, relevant to the preparation and presentation of the respective financial results that give a true and fair view and are free from material misstatement, whether due to fraud or error, which have been used for the purpose of preparation of this Consolidated Financial Results by the Directors of the Parent, as aforesaid.

In preparing the Consolidated Financial Results, the respective Board of Directors of the companies included in the Group and of its associate are responsible for assessing the ability of the respective entities to continue as a going concern, disclosing, as applicable, matters related to going concern and using the going concern basis of accounting unless the respective Board of Directors either intends to liquidate their respective entities or to cease operations, or has no realistic alternative but to do so.

The respective Board of Directors of the companies included in the Group and of its associate are responsible for overseeing the financial reporting process of the Group and of its associate.

Auditor's Responsibilities

(a) Audit of the Consolidated Financial Results for the year ended March 31, 2025

Our objectives are to obtain reasonable assurance about whether the Consolidated Financial Results for the year ended March 31, 2025 as a whole are free from material misstatement, whether due to fraud or error, and to issue an auditor's report that includes our opinion. Reasonable assurance is a high level of assurance, but is not a guarantee that an audit conducted in accordance with SAs will always detect a material misstatement when it exists. Misstatements can arise from fraud or error and are considered material if, individually or in the aggregate, they could reasonably be expected to influence the economic decisions of users taken on the basis of this Consolidated Financial Results.

As part of an audit in accordance with SAs, we exercise professional judgment and maintain professional skepticism throughout the audit. We also:

Q R

- Identify and assess the risks of material misstatement of the Annual Consolidated Financial Results, whether due to fraud or error, design and perform audit procedures responsive to those risks, and obtain audit evidence that is sufficient and appropriate to provide a basis for our opinion. The risk of not detecting a material misstatement resulting from fraud is higher than for one resulting from error, as fraud may involve collusion, forgery, intentional omissions, misrepresentations, or the override of internal control.
- Obtain an understanding of internal control relevant to the audit in order to design audit procedures that are appropriate in the circumstances, but not for the purpose of expressing an opinion on the effectiveness of such controls.
- Evaluate the appropriateness of accounting policies used and the reasonableness of accounting estimates made by the Board of Directors.
- Evaluate the appropriateness and reasonableness of disclosures made by the Board of Directors in terms of the requirements specified under Regulation 33 of the LODR Regulations.
- Conclude on the appropriateness of the Board of Directors' use of the going concern basis of accounting and, based on the audit evidence obtained, whether a material uncertainty exists related to events or conditions that may cast significant doubt on the ability of the Group and its associate to continue as a going concern. If we conclude that a material uncertainty exists, we are required to draw attention in our auditor's report to the related disclosures in the Consolidated Financial Results or, if such disclosures are inadequate, to modify our opinion. Our conclusions are based on the audit evidence obtained up to the date of our auditor's report. However, future events or conditions may cause the Group and its associate to cease to continue as a going concern.
- Evaluate the overall presentation, structure and content of the Annual Consolidated Financial Results, including the disclosures, and whether the Annual Consolidated Financial Results represent the underlying transactions and events in a manner that achieves fair presentation.
- Perform procedures in accordance with the circular issued by the SEBI under Regulation 33(8) of the LODR Regulations to the extent applicable.
- Obtain sufficient appropriate audit evidence regarding the Annual Standalone Financial Results, entities within the Group and its associate to express an opinion on the Annual Consolidated Financial Results. We are responsible for the direction, supervision and performance of the audit of financial information of such entities included in the Annual Consolidated Financial Results of which we are the independent auditors. For the other entities included in the Annual Consolidated Financial Results, which have been audited by the other auditors, such other auditors remain responsible for the direction, supervision and performance of the audits carried out by them. We remain solely responsible for our audit opinion.

Materiality is the magnitude of misstatements in the Annual Consolidated Financial Results that, individually or in aggregate, makes it probable that the economic decisions of a reasonably knowledgeable user of the Annual Consolidated Financial Results may be influenced. We consider quantitative materiality and qualitative factors in (i) planning the scope of our audit work and in evaluating the results of our work; and (ii) to evaluate the effect of any identified misstatements in the Annual Consolidated Financial Results.

We communicate with those charged with governance of the Parent and such other entities included in the Consolidated Financial Results of which we are the independent auditors regarding, among other matters, the planned scope and timing of the audit and significant audit findings including any significant deficiencies in internal control that we identify during our audit.

We also provide those charged with governance with a statement that we have complied with relevant ethical requirements regarding independence, and to communicate with them all relationships and other matters that may reasonably be thought to bear on our independence, and where applicable, related safeguards.

B h

(b) Review of the Consolidated Financial Results for the quarter ended March 31, 2025

We conducted our review of the Consolidated Financial Results for the quarter ended March 31, 2025 in accordance with the Standard on Review Engagements (SRE) 2410 'Review of Interim Financial Information Performed by the Independent Auditor of the Entity', issued by the ICAI. A review of interim financial information consists of making inquiries, primarily of the Company's personnel responsible for financial and accounting matters, and applying analytical and other review procedures. A review is substantially less in scope than an audit conducted in accordance with SAs specified under section 143(10) of the Act and consequently does not enable us to obtain assurance that we would become aware of all significant matters that might be identified in an audit. Accordingly, we do not express an audit opinion.

The Statement includes the results of the entities as listed under paragraph (a)(i) of Opinion and Conclusion section above.

We also performed procedures in accordance with the circular issued by the SEBI under Regulation 33(8) of the SEBI (Listing Obligations and Disclosure Requirements) Regulations, 2015, as amended, to the extent applicable.

Other Matters

- The Statement includes the results for the quarter ended March 31, 2025 being the balancing figure between audited figures in respect of the full financial year and the published year to date figures up to the third quarter of the current financial year which were subject to limited review by us. Our report is not modified in respect of this matter.
- We did not audit the financial statements of 24 subsidiaries included in the consolidated financial results, whose financial statements reflect total assets of Rs. 27,007.1 million as at March 31, 2025 and total revenues of Rs. 5,909.6 million and Rs. 23,441.9 million for the quarter and year ended March 31, 2025 respectively, total net profit after tax of Rs. 660.1 million and Rs. 1,753.6 million for the quarter and year ended March 31, 2025 respectively and other comprehensive income of Rs. 48.7 million and Rs. 10.4 million for the quarter and year ended March 31, 2025 respectively and net cash flows of Rs. (2,433.6 million) for the year ended March 31, 2025, as considered in the Statement. The consolidated financial results also includes the Group's share of total net loss after tax of Rs. 6.2 million and Rs. 6.2 million for the quarter and year ended March 31, 2025 respectively and other comprehensive income of Rs. NIL and Rs. NIL for the quarter and year ended March 31, 2025 respectively, as considered in the Statement, in respect of an associate, whose financial statements have not been audited by us. These financial statements have been audited, as applicable, by other auditors whose reports have been furnished to us by the Management and our opinion and conclusion on the Statement, in so far as it relates to the amounts and disclosures included in respect of these subsidiaries and associate, is based solely on the reports of the other auditors and the procedures performed by us as stated under Auditor's Responsibilities section above.

Certain of these subsidiaries are located outside India whose financial statements have been prepared in accordance with accounting principles generally accepted in their respective countries and which have been audited by other auditors under generally accepted auditing standards applicable in their respective countries. The Parent Company's management has converted the financial statements of such subsidiaries located outside India from accounting principles generally accepted in their respective countries to accounting principles generally accepted in India. We have audited these conversion adjustments made by the Parent Company's management. Our opinion in so far as it relates to the balances and affairs of such subsidiaries located outside India is based on the reports of other auditors and the conversion adjustments prepared by the management of the Parent Company and audited by us.

Our report on the Statement is not modified in respect of the above matters with respect to our reliance on the work done and the reports of the other auditors.

Deloitte Haskins & Sells LLP

Reporting on comparatives in case the previous year was reviewed/audited by the predecessor auditor

The consolidated financial results/ consolidated financial statements of the Group for the quarter and year ended March 31, 2024 were reviewed and audited respectively, by another auditor who expressed an unmodified opinion on those statements on May 29, 2024.

Our report on the statement is not modified in respect of this matter.



For **Deloitte Haskins & Sells LLP**
Chartered Accountants
(Firm's Registration No. 117366W/W-100018)



Rupen K. Bhatt
(Partner)
(Membership No. 046930)
(UDIN: 25046930BMODRS7685)

Place: Mumbai
Date: May 29, 2025

ANNEXURE I TO THE INDEPENDENT AUDITOR'S REVIEW REPORT

S.N.	Name of the component	Relationship
1	Alkem Laboratories Limited	Parent
2	S&B Holdings S.a.r.l	Wholly Owned Subsidiary
3	The Pharma Network LLC, USA (TPN)	Wholly Owned Subsidiary of S&B Holdings S.a.r.l.
4	Ascend Laboratories LLC, USA	Wholly Owned Subsidiary of TPN
5	S & B Pharma LLC	Wholly Owned Subsidiary of TPN
6	Pharmacor Pty Limited, Australia	Wholly Owned Subsidiary
7	Pharmacor SPA, Chile (incorporated on November 22, 2024)	Wholly Owned Subsidiary of Pharmacor Pty Limited, Australia
8	Enzene Biosciences Ltd, India	Subsidiary
9	Ascend Laboratories (PTY) Ltd, South Africa	Wholly Owned Subsidiary
10	Cachet Pharmaceuticals Private Limited, India	Subsidiary
11	Indchemie Health Specialties Private Limited, India	Subsidiary
12	Alkem Laboratories Corporation, Philippines	Wholly Owned Subsidiary
13	Ascend GmbH, Germany	Wholly Owned Subsidiary
14	Ascend Laboratories SDN BHD., Malaysia	Wholly Owned Subsidiary
15	Ascend Laboratories SpA Chile (Ascend Chile)	Wholly Owned Subsidiary
16	Pharma Network SpA, Chile	Wholly Owned Subsidiary of Ascend Chile
17	Ascend Laboratories S.A. DE C.V., Mexico	Wholly Owned Subsidiary of Ascend Chile
18	Alkem Laboratories Korea Inc, Korea	Wholly Owned Subsidiary
19	Pharmacor Ltd, Kenya	Wholly Owned Subsidiary
20	The Pharma Network LLP, Kazakhstan	Wholly Owned Subsidiary
21	Ascend Laboratories (UK) Ltd, UK	Wholly Owned Subsidiary
22	Ascend Laboratories Ltd, Canada	Wholly Owned Subsidiary
23	Alkem Foundation, India	Wholly Owned Subsidiary
24	Connect 2 Clinic Private Limited, India	Wholly Owned Subsidiary
25	Ascend Laboratories SAS, Colombia	Wholly Owned Subsidiary
26	Pharmacor Limited, New Zealand	Wholly Owned Subsidiary
27	Enzene Inc., USA	Wholly Owned Subsidiary of Enzene Biosciences Ltd, India
28	Alkem Medtech Private Limited, India	Wholly Owned Subsidiary
29	Alixer Nexgen Therapeutics Limited (Incorporated on July 12, 2024)	Wholly Owned Subsidiary
30	Alkem Wellness Limited (incorporated on September 16, 2024)	Wholly Owned Subsidiary
31	Haystack Analytics Private Limited (wef January 10, 2025)	Associate

Handwritten signature/initials

ALKEM LABORATORIES LIMITED

CIN No.:L00305MH1973PLC174201

Regd. Office and Corporate Office: Alkem House, Senapati Bapat Marg, Lower Parel, Mumbai - 400013, Maharashtra, India.

Tel No:91 22 3982 9999 Fax No: +91 22 2492 7190

Website : www.alkemlabs.com, Email Id : investors@alkem.com

Statement of Consolidated Financials Results for the Quarter and Year ended 31 March 2025

Particulars	Quarter ended			Year ended	
	31.03.2025 Unaudited (Refer Note 2)	31.12.2024 (Unaudited)	31.03.2024 Unaudited (Refer Note 2)	31.03.2025 Audited	31.03.2024 Audited
1 Income					
(a) Revenue from Operations	31,437.5	33,742.8	29,358.2	129,645.2	126,675.8
(b) Other Income	1,459.6	929.9	881.7	4,937.4	3,108.4
Total Income	32,897.1	34,672.7	30,239.9	134,582.6	129,784.2
2 Expenses					
(a) Cost of materials consumed	7,770.3	9,240.1	7,987.6	34,403.7	32,945.9
(b) Purchases of stock-in-trade	3,799.6	3,974.8	3,807.0	15,140.2	16,288.7
(c) Changes in inventories of finished goods, work-in-progress and stock-in-trade	1,222.9	(1,171.6)	(720.6)	(1,901.3)	141.2
(d) Employee benefits expense	6,163.5	6,248.1	5,058.3	24,539.2	22,010.1
(e) Finance costs	284.2	360.3	268.6	1,217.0	1,124.1
(f) Depreciation and amortisation expense	1,124.9	852.8	834.3	3,571.6	2,993.0
(g) Other expenses	8,568.3	7,857.5	9,206.1	32,341.9	32,835.0
Total Expenses	28,933.7	27,362.0	26,441.3	109,312.3	108,338.0
3 Profit before exceptional items and tax (1) - (2)	3,963.4	7,310.7	3,798.6	25,270.3	21,446.2
4 Exceptional items (refer note 5)	-	-	(125.2)	-	(1,214.9)
5 Profit before tax (3) + (4)	3,963.4	7,310.7	3,673.4	25,270.3	20,231.3
6 Tax expense / (credit)					
(a) Current tax	842.5	1,590.4	838.5	5,236.0	4,222.8
(b) Deferred tax	(109.2)	(687.6)	(209.9)	(2,125.7)	(2,106.1)
Total Tax Expense (a + b)	733.3	902.8	628.6	3,110.3	2,116.7
7 Share in loss after tax of associate	(6.2)	-	-	(6.2)	-
8 Profit for the period (5) - (6) + (7)	3,223.9	6,407.9	3,044.8	22,153.8	18,114.6
9 Other Comprehensive Income (net of tax)					
(a) (i) Items that will not be reclassified to profit or loss	(64.3)	(37.6)	2.3	(218.1)	(93.4)
(ii) Income tax relating to items that will not be reclassified to profit or loss	21.7	13.0	(2.1)	72.1	29.8
(b) (i) Items that will be reclassified to profit or loss	16.7	145.6	(76.7)	343.2	264.0
(ii) Income tax relating to items that will be reclassified to profit or loss	-	-	-	-	-
Total Other Comprehensive Income (net of tax)	(25.9)	121.0	(76.5)	197.2	200.4
10 Total Comprehensive Income for the period (8) + (9)	3,198.0	6,528.9	2,968.3	22,351.0	18,315.0
11 Profit attributable to					
a) Owners of the Company	3,058.6	6,258.2	2,935.6	21,654.8	17,957.7
b) Non-Controlling Interest	165.3	149.7	109.2	499.0	156.9
12 Other Comprehensive Income attributable to					
a) Owners of the Company	(25.8)	120.7	(76.8)	207.5	206.5
b) Non-Controlling Interest	(0.1)	0.3	0.3	(10.3)	(6.1)
13 Total Comprehensive Income attributable to					
a) Owners of the Company	3,032.8	6,378.9	2,858.8	21,862.3	18,164.2
b) Non-Controlling Interest	165.2	150.0	109.5	488.7	150.8
14 Paid-up Equity Share Capital (Face Value ₹ 2 each fully paid up)	239.1	239.1	239.1	239.1	239.1
15 Other Equity				119,609.6	102,881.5
16 Earnings Per Share (not annualised for the quarters) (face value of ₹ 2/- each)					
(a) Basic (₹)	25.57	52.34	24.55	181.11	150.19
(b) Diluted (₹)	25.57	52.34	24.55	181.11	150.19

Statement of Consolidated Assets and Liabilities as at 31 March 2025

(₹ in Million)

Particulars	As at 31 March 2025 (Audited)	As at 31 March 2024 (Audited)
I. ASSETS		
1 Non-current assets		
(a) Property, plant and equipment	20,639.3	21,614.6
(b) Right of use assets	3,222.2	2,471.7
(c) Capital work-in-progress	4,765.5	1,484.0
(d) Goodwill	4,231.1	4,167.4
(e) Other Intangible assets	430.5	474.1
(f) Intangible assets under development	715.2	101.7
(g) Financial Assets		
(i) Investment in associate	323.8	-
(ii) Other investments	9,108.6	3,348.0
(iii) Other financial assets	4,753.6	1,202.2
(h) Deferred tax assets (net)	17,382.5	15,148.3
(i) Current tax assets (net)	647.1	781.7
(j) Other non-current assets	1,233.4	839.5
Total Non-current assets	67,452.8	51,633.2
2 Current assets		
(a) Inventories	29,224.1	26,611.8
(b) Financial Assets		
(i) Investments	9,022.6	1,489.9
(ii) Trade receivables	24,662.5	22,528.1
(iii) Cash and cash equivalents	3,041.4	4,550.7
(iv) Bank balances other than (iii) above	12,589.4	11,242.8
(v) Loans	90.4	90.7
(vi) Other financial assets	21,154.8	29,302.0
(c) Other current assets	8,326.7	8,299.8
Total Current assets	108,111.9	104,115.8
3 Assets held for sale	1,346.3	-
TOTAL ASSETS	176,911.0	155,749.0
II. EQUITY AND LIABILITIES		
1 Equity		
(a) Equity share capital	239.1	239.1
(b) Other Equity	119,609.6	102,881.5
Equity attributable to owners of the Company	119,848.7	103,120.6
(c) Non-controlling interest	4,487.6	4,023.4
Total Equity	124,336.3	107,144.0
2 Non-current liabilities		
(a) Financial Liabilities		
(i) Borrowings	3,109.1	400.0
(ii) Lease liabilities	2,674.2	1,892.6
(iii) Other financial liabilities	3,539.9	3,109.9
(b) Provisions	3,382.2	2,998.6
(c) Other non-current liabilities	219.5	258.4
Total Non-Current liabilities	12,924.9	8,659.5
3 Current liabilities		
(a) Financial Liabilities		
(i) Borrowings	7,518.8	11,739.7
(ii) Lease liabilities	506.9	151.8
(iii) Trade payables		
Dues of Micro and Small Enterprises	879.8	670.0
Dues of Creditors other than Micro and Small Enterprises	17,513.7	16,811.2
(iv) Other financial liabilities	7,908.6	6,457.7
(b) Other current liabilities	3,057.0	2,296.5
(c) Provisions	1,591.1	1,268.7
(d) Current tax Liabilities (Net)	611.0	549.9
Total Current liabilities	39,586.9	39,945.5
4 Liabilities classified as held for sale	62.9	-
TOTAL EQUITY AND LIABILITIES	176,911.0	155,749.0

Statement of Consolidated Cash flow for the year ended 31 March 2025

(₹ in million)

Particulars	For the year ended 31 March 2025 (Audited)	For the year ended 31 March 2024 (Audited)
A Cash Flow from Operating Activities:		
Profit before Tax	25,270.3	20,231.3
<u>Adjustments for:</u>		
Depreciation and amortisation expense	3,571.6	2,993.0
Liabilities no longer required written back	(155.1)	(19.8)
Profit on sale of investments (net)	(110.2)	(146.3)
Unrealised gain on fair valuation of investments (net)	(418.7)	(5.4)
(Profit) / Loss on sale / write off of property plant and equipment (net)	(46.0)	31.8
Employee stock compensation expenses	166.1	189.4
Unrealised foreign currency loss on revaluation (net)	111.6	594.3
Dividend Income	(1.7)	(1.9)
Interest Income	(3,587.8)	(2,757.7)
Impairment loss on property, plant and equipment, capital work-in-progress and intangible assets under development	137.3	992.2
Interest expenses	1,217.0	1,124.1
Provision for doubtful advances	20.2	318.0
Expected credit loss on receivables	133.7	524.0
Subtotal of Adjustments	1,038.0	3,835.7
Operating profit before working capital changes	26,308.3	24,067.0
Adjustments for changes in working capital:		
Increase in trade receivables	(2,185.5)	(2,219.9)
Decrease/ (Increase) in loans, other financial assets and other assets	249.9	(1,351.1)
Increase in inventories	(2,612.3)	(734.0)
Increase in trade payable, other financial liabilities and other liabilities	2,166.5	5,252.8
(Increase) / decrease in provisions	241.7	(1,464.7)
Subtotal of adjustments	(2,139.7)	(516.9)
Cash generated from operations	24,168.6	23,550.1
Less: Income taxes paid (net of refund)	(5,040.2)	(4,069.4)
Net Cash generated from operating activities	19,128.4	19,480.7
B Cash Flow from Investing Activities:		
Purchases of property, plant and equipment (including capital work in progress, other intangible assets and intangible assets under development)	(6,756.2)	(2,592.9)
Proceeds from disposal of property, plant and equipment	408.4	724.8
Investments made in fixed deposits	(37,558.4)	(36,258.8)
Redemption of fixed deposits	40,534.2	24,041.8
Other investments made	(19,380.8)	(533.7)
Other investments redeemed	6,616.4	2,139.1
Investments in associate	(330.0)	-
Dividend received	1.7	1.9
Interest received	3,477.1	2,392.8
Net cash (used in) investing activities	(12,987.6)	(10,085.0)
C Cash Flow from Financing Activities:		
Proceeds from non-current borrowings (net)	2,879.0	400.0
Repayment of current borrowings (net)	(4,820.1)	(5,208.9)
Dividend paid	(5,046.2)	(5,404.9)
Principal repayment of lease liabilities	(316.5)	(323.2)
Interest paid	(806.1)	(913.1)
Net cash (used in) financing activities	(8,109.9)	(11,450.1)
D Net (decrease)/increase in Cash and Cash Equivalents (A+B+C)	(1,969.1)	(2,054.4)
E Cash & Cash Equivalents as at the beginning of the year	663.1	2,738.0
Add/Less: Effect of exchange difference on foreign currency cash and cash equivalents	105.1	(20.5)
F Cash & Cash Equivalents as at the end of the period (D+E)	(1,200.9)	663.1

Notes:

1 Components of cash and cash equivalents for the purpose of Cash flow as per IND AS 7:

Cash and cash equivalents	3,041.4	4,550.7
Loans repayable on demand from banks	(4,242.3)	(3,887.6)
Total cash and cash equivalents	(1,200.9)	663.1

2 The above Cash Flow Statement has been prepared under the "Indirect Method" as set out in the Indian Accounting Standard (Ind AS-7) - "Statement of Cash Flows".

Handwritten signature


Notes to the Consolidated Financial results:

- 1 The above consolidated financial results are prepared in accordance with the Indian Accounting Standards prescribed under section 133 of the Companies Act, 2013 and are in compliance with the presentation and disclosure requirements of Regulation 33 of the SEBI (Listing Obligations and Disclosure Requirements) Regulations, 2015 (as amended). The Consolidated Financial results are prepared in accordance with Ind AS 110 'Consolidated Financial Statements'.
- 2 The above consolidated financial results of the Group were reviewed and recommended by the Audit Committee on 28 May 2025 and subsequently approved by the Board of Directors at its meeting held on 29 May 2025. The auditors have expressed an unmodified opinion on the financial results for the year ended 31 March 2025.

The figures for the quarter ended 31 March 2025 and 31 March 2024 are the balancing figures between the audited figures in respect of the full financial year and the unaudited published figures upto nine months of the relevant financial year.
- 3 The Board of Directors of the Parent Company at their meeting held on 10 December 2024 have approved the transfer of its Generic Business Undertaking to Alkem Wellness Limited, a wholly owned subsidiary of the Parent Company as a going concern on a slump sale basis. The Parent Company is currently in the process of executing Business Transfer Agreement ("BTA"). Since the carve out of the Generic Business Undertaking is to a wholly owned subsidiary of the Parent Company, there is no impact on the consolidated financial results.
- 4 The comparative financial information of the Group for the quarter and year ended 31 March 2024, prepared in accordance with Ind AS included in this statement have been reviewed and audited respectively by the predecessor auditor. The report of the predecessor auditor on the comparative financial information is dated 29 May 2024.
- 5 Exceptional items for the year ended 31 March 2024 includes:
 - (a) Impairment loss of ₹ 576.6 Million in respect of one of the manufacturing units located at St. Louis under S & B Pharma LLC, USA, a step-down subsidiary of the Parent Company, owing to impairment indicators.
 - (b) Net loss on account of a cyber security incident at one of the subsidiaries amounting to ₹ 222.7 Million.
 - (c) Impairment loss of ₹ 415.6 Million towards its plant located at Indore.
Exceptional items for the quarter ended 31 March 2024 includes impairment loss of ₹ 415.6 Million towards its plant located at Indore and recovery of loss on cyber security incident amounting to ₹ 290.4 Million.
- 6 During the year the Group as a part of its ongoing initiative of networking strategy and optimization of manufacturing facilities has identified divestment of its Indore facility. Consequently, related assets and liabilities are disclosed as held for sale. These assets and liabilities have been carried at cost as the same are lower than the fair value expected out of sale.
- 7 The Board of Directors at its meeting held on 29 May 2025 have declared a final dividend of ₹ 8 (Rupees Eight only) per equity share (face value of ₹ 2 each) in addition to the interim dividend ₹ 37 (Rupees Thirty seven only) per equity share (face value of ₹ 2 each) declared on 07 February 2025. The final dividend is subject to approval at the ensuing annual general meeting of the Company.
- 8 The Group operates in one reportable business segment i.e. "Pharmaceuticals", accordingly no separate disclosure of segment information has been made.

Place: Mumbai
Date: 29 May 2025

By Order of the Board
For Alkem Laboratories Limited


B.N. Singh
Executive Chairman
DIN: 00760310

INDEPENDENT AUDITOR'S REPORT ON AUDIT OF ANNUAL STANDALONE FINANCIAL RESULTS AND REVIEW OF QUARTERLY FINANCIAL RESULTS

TO THE BOARD OF DIRECTORS OF ALKEM LABORATORIES LIMITED

Opinion and Conclusion

We have (a) audited the Standalone Financial Results for the year ended March 31, 2025 and (b) reviewed the Standalone Financial Results for the quarter ended March 31, 2025 (refer 'Other Matters' section below), which were subject to limited review by us, both included in the accompanying "Statement of Standalone Financial Results for the Quarter and Year Ended March 31, 2025 of **ALKEM LABORATORIES LIMITED** (the "Company"), and a branch located at Nepal (the "Statement"), being submitted by the Company pursuant to the requirements of Regulation 33 of the SEBI (Listing Obligations and Disclosure Requirements) Regulations, 2015, as amended (the "LODR Regulations").

(a) Opinion on Annual Standalone Financial Results

In our opinion and to the best of our information and according to the explanations given to us, the Standalone Financial Results for the year ended March 31, 2025:

- i. are presented in accordance with the requirements of Regulation 33 of the SEBI (Listing Obligations and Disclosure Requirements) Regulations, 2015, as amended; and
- ii. gives a true and fair view in conformity with the recognition and measurement principles laid down in the Indian Accounting Standards and other accounting principles generally accepted in India of the net profit and other comprehensive income and other financial information of the Company for the year then ended.

(b) Conclusion on Unaudited Standalone Financial Results for the quarter ended March 31, 2025

With respect to the Standalone Financial Results for the quarter ended March 31, 2025, based on our review conducted as stated in paragraph (b) of Auditor's Responsibilities section below, nothing has come to our attention that causes us to believe that the Standalone Financial Results for the quarter ended March 31, 2025, prepared in accordance with the recognition and measurement principles laid down in the Indian Accounting Standards and other accounting principles generally accepted in India, has not disclosed the information required to be disclosed in terms of Regulation 33 of the SEBI (Listing Obligations and Disclosure Requirements) Regulations, 2015, as amended, including the manner in which it is to be disclosed, or that it contains any material misstatement.

Basis for Opinion on the Audited Standalone Financial Results for the year ended March 31, 2025

We conducted our audit in accordance with the Standards on Auditing ("SA"s) specified under Section 143(10) of the Companies Act, 2013 (the "Act"). Our responsibilities under those Standards are further described in paragraph (a) of Auditor's Responsibilities section below. We are independent of the Company in accordance with the Code of Ethics issued by the Institute of Chartered Accountants of India (the "ICAI") together with the ethical requirements that are relevant to our audit of the Standalone Financial Results for the year ended March 31, 2025 under the provisions of the Act and the Rules thereunder, and we have fulfilled our other ethical responsibilities in accordance with these requirements and the ICAI's Code of Ethics. We believe that the audit evidence obtained by us is sufficient and appropriate to provide a basis for our audit opinion.

Management's and Board of Directors' Responsibilities for the Statement

This Statement which includes the Standalone Financial Results is the responsibility of the Company's Board of Directors and has been approved by them for the issuance. The Standalone Financial Results for the year ended March 31, 2025 has been compiled from the related audited standalone financial statements. This responsibility includes the preparation and presentation of the Standalone Financial Results for the quarter and year ended March 31, 2025 that give a true and fair view of the net profit and other comprehensive income and other financial information in accordance with the recognition and measurement principles laid down in the Indian Accounting Standards prescribed under Section 133 of the Act read with relevant rules issued thereunder and other accounting principles generally accepted in India and in compliance with Regulation 33 of the LODR Regulations. This responsibility also includes maintenance of adequate accounting records in accordance with the provisions of the Act for safeguarding the assets of the Company and for preventing and detecting frauds and other irregularities; selection and application of appropriate accounting policies; making judgments and estimates that are reasonable and prudent; and the design, implementation and maintenance of adequate internal financial controls that were operating effectively for ensuring the accuracy and completeness of the accounting records, relevant to the preparation and presentation of the Standalone Financial Results that give a true and fair view and is free from material misstatement, whether due to fraud or error.

In preparing the Standalone Financial Results, the Board of Directors is responsible for assessing the Company's ability, to continue as a going concern, disclosing, as applicable, matters related to going concern and using the going concern basis of accounting unless the Board of Directors either intends to liquidate the Company or to cease operations, or has no realistic alternative but to do so.

The Board of Directors is also responsible for overseeing the financial reporting process of the Company.

Auditor's Responsibilities

(a) Audit of the Standalone Financial Results for the year ended March 31, 2025

Our objectives are to obtain reasonable assurance about whether the Standalone Financial Results for the year ended March 31, 2025 as a whole are free from material misstatement, whether due to fraud or error, and to issue an auditor's report that includes our opinion. Reasonable assurance is a high level of assurance, but is not a guarantee that an audit conducted in accordance with SAs will always detect a material misstatement when it exists. Misstatements can arise from fraud or error and are considered material if, individually or in the aggregate, they could reasonably be expected to influence the economic decisions of users taken on the basis of this Standalone Financial Results.



As part of an audit in accordance with SAs, we exercise professional judgment and maintain professional skepticism throughout the audit. We also:

- Identify and assess the risks of material misstatement of the Annual Standalone Financial Results, whether due to fraud or error, design and perform audit procedures responsive to those risks, and obtain audit evidence that is sufficient and appropriate to provide a basis for our opinion. The risk of not detecting a material misstatement resulting from fraud is higher than for one resulting from error, as fraud may involve collusion, forgery, intentional omissions, misrepresentations, or the override of internal control.
- Obtain an understanding of internal control relevant to the audit in order to design audit procedures that are appropriate in the circumstances, but not for the purpose of expressing an opinion on the effectiveness of the Company's internal control.
- Evaluate the appropriateness of accounting policies used and the reasonableness of accounting estimates made by the Board of Directors.
- Evaluate the appropriateness and reasonableness of disclosures made by the Board of Directors in terms of the requirements specified under Regulation 33 of the LODR Regulations.
- Conclude on the appropriateness of the Board of Directors' use of the going concern basis of accounting and, based on the audit evidence obtained, whether a material uncertainty exists related to events or conditions that may cast significant doubt on the ability of the Company to continue as a going concern. If we conclude that a material uncertainty exists, we are required to draw attention in our auditor's report to the related disclosures in the Statement or, if such disclosures are inadequate, to modify our opinion. Our conclusions are based on the audit evidence obtained up to the date of our auditor's report. However, future events or conditions may cause the Company to cease to continue as a going concern.
- Evaluate the overall presentation, structure and content of the Annual Standalone Financial Results, including the disclosures, and whether the Annual Standalone Financial Results represent the underlying transactions and events in a manner that achieves fair presentation.

Materiality is the magnitude of misstatements in the Annual Standalone Financial Results that, individually or in aggregate, makes it probable that the economic decisions of a reasonably knowledgeable user of the Annual Standalone Financial Results may be influenced. We consider quantitative materiality and qualitative factors in (i) planning the scope of our audit work and in evaluating the results of our work; and (ii) to evaluate the effect of any identified misstatements in the Annual Standalone Financial Results.

We communicate with those charged with governance regarding, among other matters, the planned scope and timing of the audit and significant audit findings including any significant deficiencies in internal control that we identify during our audit.

We also provide those charged with governance with a statement that we have complied with relevant ethical requirements regarding independence, and to communicate with them all relationships and other matters that may reasonably be thought to bear on our independence, and where applicable, related safeguards.



(b) Review of the Standalone Financial Results for the quarter ended March 31, 2025

We conducted our review of the Standalone Financial Results for the quarter ended March 31, 2025 in accordance with the Standard on Review Engagements ("SRE") 2410 'Review of Interim Financial Information Performed by the Independent Auditor of the Entity', issued by the ICAI. A review of interim financial information consists of making inquiries, primarily of the Company's personnel responsible for financial and accounting matters, and applying analytical and other review procedures. A review is substantially less in scope than an audit conducted in accordance with SAs specified under section 143(10) of the Act and consequently does not enable us to obtain assurance that we would become aware of all significant matters that might be identified in an audit. Accordingly, we do not express an audit opinion.

Other Matters

The Statement includes the results for the quarter ended March 31, 2025 being the balancing figure between audited figures in respect of the full financial year and the published year to date figures up to the third quarter of the current financial year which were subject to limited review by us. Our report on the Statement is not modified in respect of this matter.

Reporting on comparatives in case the previous year was reviewed/audited by the predecessor auditor

The Standalone Financial Results/Standalone Financial Statements of the Company for the quarter and year ended March 31, 2024 prepared in accordance with Ind AS included in this Statement have been reviewed and audited respectively, by the predecessor auditor. The reports of the predecessor auditor on these comparative financial results dated May 29, 2024 expressed an unmodified conclusion and unmodified opinion respectively. These previously issued financial information have been adjusted to comply with Ind AS 105 "Non-current Assets Held for Sale and Discontinued Operations" and included in this Statement as comparative financial information. The adjustments made to the previously issued financial information to comply with Ind AS 105 have been reviewed and audited by us, as applicable.

Our report on the statement is not modified in respect of this matter.

For **Deloitte Haskins & Sells LLP**

Chartered Accountants

(Firm's Registration No. 117366W/W-100018)

Rupen K. Bhatt

(Partner)

(Membership No. 046930)

(UDIN: 25046930BMODRR8326)

Place: Mumbai

Date: May 29, 2025

ALKEM LABORATORIES LIMITED

CIN No.:L00305MH1973PLC174201

Regd. Office and Corporate Office: Alkem House, Senapati Bapat Marg, Lower Parel, Mumbai - 400013, Maharashtra, India.

Tel No:91 22 3982 9999 Fax No: +91 22 2492 7190

Website : www.alkemlabs.com, Email Id : investors@alkem.com

Statement of Standalone Financial Results for the Quarter and Year ended 31 March 2025

(₹ in Million except per share data)

	Particulars	Quarter ended			Year ended	
		31.03.2025 (Unaudited) (Refer Note 2)	31.12.2024 (Unaudited)	31.03.2024 (Unaudited) (Refer Note 2)	31.03.2025 (Audited)	31.03.2024 (Audited)
1	Continuing Operations					
	Income					
	(a) Revenue from Operations	20,449.4	22,868.3	18,683.3	88,134.4	79,638.5
	(b) Other Income	1,115.9	1,691.8	837.9	5,070.6	3,059.9
	Total Income	21,565.3	24,560.1	19,521.2	93,205.0	82,698.4
2	Expenses					
	(a) Cost of materials consumed	4,514.1	6,931.3	5,452.0	23,959.2	22,703.6
	(b) Purchases of stock-in-trade	852.4	1,209.0	886.6	3,896.1	3,842.7
	(c) Changes in inventories of finished goods, work-in-progress and stock-in-trade	1,871.4	(881.5)	(292.1)	566.1	(308.5)
	(d) Employee benefits expense	4,016.3	4,184.8	3,268.3	16,309.6	14,780.1
	(e) Finance costs	169.1	210.0	202.5	761.1	800.7
	(f) Depreciation and amortisation expenses	916.4	676.1	678.0	2,836.1	2,391.4
	(g) Other expenses	6,227.3	4,846.4	6,282.2	21,841.4	21,908.8
	Total Expenses	18,567.0	17,176.1	16,477.5	70,169.6	66,118.8
3	Profit before exceptional items and tax from continuing operations (1) - (2)	2,998.3	7,384.0	3,043.7	23,035.4	16,579.6
4	Exceptional items (Refer note 5)	-	-	(125.2)	-	(638.3)
5	Profit before tax from continuing operations (3) + (4)	2,998.3	7,384.0	2,918.5	23,035.4	15,941.3
6	Tax expense / (credit)					
	(a) Current tax	367.5	1,198.8	434.5	3,501.3	2,330.2
	(b) Deferred tax	372.0	(577.1)	(133.7)	(1,363.1)	(1,994.0)
	Total Tax expense (a + b)	739.5	621.7	300.8	2,138.2	336.2
7	Profit for the period after tax from continuing operations (5 - 6)	2,258.8	6,762.3	2,617.7	20,897.2	15,605.1
	Discontinued operations (Refer note 3)					
	Profit before tax from discontinued operations	784.8	720.7	971.6	2,938.5	2,869.0
	Tax expense of discontinued operations	274.2	251.8	339.6	1,026.8	1,002.6
8	Profit from discontinued operations (after tax)	510.6	468.9	632.0	1,911.7	1,866.4
9	Profit for the period (7) + (8)	2,769.4	7,231.2	3,249.7	22,808.9	17,471.5
10	Other Comprehensive Income (net of tax)					
	I. In respect of continuing operations:					
	(a) (i) Items that will not be reclassified to profit or loss	(50.8)	(39.9)	5.5	(170.3)	(66.8)
	(ii) Income tax relating to items that will not be reclassified to profit or loss	17.7	14.0	(2.0)	59.5	23.3
	(b) (i) Items that will be reclassified to profit or loss	-	-	-	-	-
	(ii) Income tax relating to items that will be reclassified to profit or loss	-	-	-	-	-
	II. In respect of discontinued operations:					
	(a) (i) Items that will not be reclassified to profit or loss*	(11.2)	1.6	0.0	(6.5)	0.0
	(ii) Income tax relating to items that will not be reclassified to profit or loss*	4.0	(0.6)	0.0	2.3	(0.0)
	(b) (i) Items that will be reclassified to profit or loss	-	-	-	-	-
	(ii) Income tax relating to items that will be reclassified to profit or loss	-	-	-	-	-
	Total Other Comprehensive Income (net of tax)	(40.3)	(24.9)	3.5	(115.0)	(43.5)
11	Total Comprehensive Income for the period (9) + (10)	2,729.1	7,206.3	3,253.2	22,693.9	17,428.0
12	Paid-up Equity Share Capital	239.1	239.1	239.1	239.1	239.1
13	Other Equity				122,979.2	105,307.0
14	Earnings Per Share (not annualised for the quarters) (for continuing operations) (face value of ₹ 2/- each)					
	(a) Basic (₹)	18.89	56.56	21.89	174.78	130.52
	(b) Diluted (₹)	18.89	56.56	21.89	174.78	130.52
	Earnings Per Share (not annualised for the quarters) (for discontinued operations) (face value of ₹ 2/- each)					
	(a) Basic (₹)	4.28	3.92	5.29	15.99	15.61
	(b) Diluted (₹)	4.28	3.92	5.29	15.99	15.61
	Earnings Per Share (not annualised for the quarters) (from total operations) (face value of ₹ 2/- each)					
	(a) Basic (₹)	23.17	60.48	27.18	190.77	146.13
	(b) Diluted (₹)	23.17	60.48	27.18	190.77	146.13

* Amount less than ₹ 50,000/- is presented as ₹ 0.0 million

Statement of Standalone Assets and Liabilities as at 31 March 2025

(₹ in Million)

Particulars	As at 31 March 2025 (Audited)	As at 31 March 2024 (Audited)
I. ASSETS		
1 Non-current assets		
(a) Property, plant and equipment	14,823.7	16,596.7
(b) Right of use assets	815.5	879.6
(c) Capital work-in-progress	458.2	499.3
(d) Other intangible assets	274.2	346.1
(e) Intangible assets under development	306.8	408.5
(f) Financial Assets		
(i) Investment in subsidiaries and associate	30,391.5	25,502.6
(ii) Other Investments	7,123.9	1,349.6
(iii) Loans	90.7	3.5
(iv) Other financial assets	2,840.4	520.6
(g) Deferred tax assets (net)	14,291.4	12,866.6
(h) Current tax assets (net)	312.0	492.2
(i) Other non-current assets	747.0	511.9
Total Non-current assets	72,475.3	59,977.2
2 Current assets		
(a) Inventories	15,229.0	18,495.6
(b) Financial Assets		
(i) Investments	6,552.4	1,437.6
(ii) Trade receivables	15,598.4	17,536.4
(iii) Cash and cash equivalents	749.2	389.5
(iv) Bank balances other than cash and cash equivalents	9,811.9	10,269.0
(v) Loans	16.5	39.5
(vi) Other financial assets	19,246.1	25,414.6
(c) Other current assets	6,336.5	6,818.6
Total Current assets	73,540.0	80,400.8
3 Assets held for sale	9,940.7	-
TOTAL ASSETS	155,956.0	140,378.0
II. EQUITY AND LIABILITIES		
1 Equity		
(a) Equity share capital	239.1	239.1
(b) Other Equity	122,979.2	105,307.0
Total Equity	123,218.3	105,546.1
2 Non-current liabilities		
(a) Financial Liabilities		
(i) Lease liabilities	434.5	376.0
(ii) Other financial liabilities	855.5	690.6
(b) Provisions	2,638.9	2,455.8
(c) Other non-current liabilities	208.5	245.5
Total Non-Current liabilities	4,137.4	3,767.9
3 Current liabilities		
(a) Financial Liabilities		
(i) Borrowings	3,712.4	9,572.3
(ii) Lease liabilities	240.2	103.8
(iii) Trade payables		
Dues of Micro and Small Enterprises	651.2	587.6
Dues of creditors other than Micro and Small Enterprises	13,986.6	15,121.8
(iv) Other financial liabilities	3,817.4	3,379.9
(b) Other current liabilities	1,285.9	1,192.2
(c) Provisions	1,356.9	1,106.4
(d) Current tax Liabilities (Net)	383.8	-
Total Current liabilities	25,434.4	31,064.0
Total liabilities		
4 Liabilities classified as held for sale	3,165.9	-
TOTAL EQUITY AND LIABILITIES	155,956.0	140,378.0

Statement of Standalone Cash Flow for the year ended 31 March 2025

₹ in Million

	Particulars	For year ended 31 March 2025	For year ended 31 March 2024
A.	<u>Cash Flow from Operating Activities:</u>		
	Profit before tax		
	Continuing operations	23,035.4	15,941.3
	Discontinued operations	2,938.5	2,869.0
	<u>Adjustments for:</u>		
	Depreciation and amortisation expense	2,894.2	2,443.5
	Impairment loss on property, plant and equipment, capital work-in-progress and intangible assets under development	137.3	415.6
	Unrealised gain on fair valuation of investments (net)	(400.3)	-
	Profit on sale of investments (net)	(108.0)	(139.6)
	(Profit)/ loss on sale / write off of property plant and equipment (net)	(48.8)	28.4
	Dividend income from subsidiaries	(661.9)	(26.1)
	Provision for doubtful advances	20.2	318.0
	Interest income	(2,978.2)	(2,274.7)
	Interest expenses	780.8	819.1
	Expected credit loss on receivables	58.1	198.6
	Liabilities no longer required, written back	-	(19.8)
	Rental income	(27.2)	(27.6)
	Unrealised foreign currency (gain) / loss on revaluation (net)	(179.6)	382.0
	Subtotal of Adjustments	(513.4)	2,117.4
	Operating profit before working capital changes	25,460.5	20,927.7
	<u>Adjustments for changes in working capital:</u>		
	Increase in trade receivables	(2,379.1)	(437.5)
	Decrease/ (increase) in loans, other financial assets and other assets	790.9	(696.1)
	Increase in inventories	(203.8)	(1,249.1)
	Increase in trade payable, other financial liabilities and other liabilities	2,014.8	3,552.4
	Increase/ (decrease) in provisions	177.1	(1,703.5)
	Subtotal of Adjustments	399.9	(533.8)
	Cash generated from operations	25,860.4	20,393.9
	Less: Income taxes paid (net of refund)	(3,966.3)	(3,528.3)
	Net cash generated from operating activities	21,894.1	16,865.6
B	<u>Cash Flow from Investing Activities:</u>		
	Purchases of property, plant and equipment (including capital work in progress, other intangible assets and intangible assets under development)	(2,262.0)	(1,066.8)
	Proceeds from disposal of property, plant and equipment	402.6	62.4
	Investments in subsidiaries and associate	(4,888.9)	-
	Investments made in fixed deposits	(29,635.4)	(33,104.9)
	Redemption of fixed deposits	33,104.3	21,583.6
	Investments in other than deposits	(16,775.4)	(189.0)
	Redemption of investments other than deposits	6,394.7	2,095.3
	Dividend received	661.9	26.1
	Interest received	2,896.9	1,909.7
	Rent received	27.2	27.6
	Net cash used in investing activities	(10,074.1)	(8,656.0)
C	<u>Cash Flow from Financing Activities:</u>		
	Repayment of current borrowings (net)	(4,693.8)	(3,443.7)
	Principal repayment of lease liabilities	(88.6)	(145.1)
	Dividend paid	(5,021.7)	(5,380.4)
	Interest paid	(564.8)	(621.2)
	Net cash used in financing activities	(10,368.9)	(9,590.4)
D	Net increase in cash and cash equivalents (A+B+C)	1,451.1	(1,380.8)
E	Cash and cash equivalents as at beginning of the year	(1,330.7)	50.1
F	Cash and cash equivalents as at end of the period (D+E)	120.4	(1,330.7)

Notes:

1	Components of cash and cash equivalents for the purpose of Cash flow as per IND AS 7:		
	Cash and cash equivalents	749.2	389.5
	Loans repayable on demand from banks	(628.8)	(1,720.2)
	Total cash and cash equivalents	120.4	(1,330.7)

- 2** The above Cash Flow Statement has been prepared under the "Indirect Method" as set out in the Indian Accounting Standard (Ind AS-7) - "Statement of Cash Flows"

h

Notes to the Standalone Financial results:

- 1 The above standalone financial results are prepared in accordance with the Indian Accounting Standards prescribed under section 133 of the Companies Act, 2013 and are in compliance with the presentation and disclosure requirements of Regulation 33 of the SEBI (Listing Obligations and Disclosure Requirements) Regulations, 2015 (as amended).
- 2 The above standalone financial results of the Company were reviewed and recommended by the Audit Committee on 28 May 2025 and subsequently approved by the Board of Directors at its meeting held on 29 May 2025. The auditors have expressed an unmodified opinion on the financial results for the year ended 31 March 2025.

The figures for the quarter ended 31 March 2025 and 31 March 2024 are the balancing figures between the audited figures in respect of the full financial year and the unaudited published figures upto nine months of the relevant financial year.

- 3 The Board of Directors of the Company at their meeting held on 10 December 2024 have approved to transfer its Generic Business Undertaking to Alkem Wellness Limited, a wholly owned subsidiary of the Company as a going concern on a slump sale basis.

Consequently the proposed transfer of the Generic Business has been disclosed as discontinued operations in accordance with Ind AS 105 "Non - current Assets Held for Sale and Discontinued Operations". The previous period have been restated to give effect to the presentation requirement of Ind AS 105.

The Company is currently in process of executing the Business Transfer Agreement (BTA) which is expected to be completed on 01 October 2025.

Key financial information of Discontinued Operations:**₹ in Million**


Particulars	Quarter ended			Year ended	
	31.03.2025	31.12.2024	31.03.2024	31.03.2025	31.03.2024
Total Revenue from Operations	5,190.5	4,880.4	4,970.4	18,974.9	17,838.7
Total expenses	4,405.7	4,159.7	3,998.8	16,036.4	14,969.7
Profit before tax	784.8	720.7	971.6	2,938.5	2,869.0
Total tax expense	274.2	251.8	339.6	1,026.8	1,002.6
Net profit for the period/ year	510.6	468.9	632.0	1,911.7	1,866.4

- 4 The comparative financial information of the Company for the quarter and year ended 31 March 2024, prepared in accordance with Ind AS included in this statement have been reviewed and audited respectively by the predecessor auditor. The report of the predecessor auditor on the comparative financial information is dated 29 May 2024. These previously issued financial information have been adjusted to comply with Ind AS 105 "Non-current Assets Held for Sale and Discontinued Operations" and included in this Statement as comparative financial information. The adjustments made to the previously issued financial information to comply with Ind AS have been reviewed and audited by existing auditors, as applicable.
- 5 Exceptional items for the year ended 31 March 2024 includes impairment loss of ₹ 415.6 Million towards its plant located at Indore and net loss on account of a cyber security incident at one of the subsidiaries amounting to ₹ 222.7 Million.

Exceptional items for the quarter ended 31 March 2024 includes an impairment loss of ₹ 415.6 Million towards its plant located at Indore and recovery of loss on cyber security incident amounting to ₹ 290.4 Million.
- 6 During the year the Company as a part of its ongoing initiative of networking strategy and optimization of manufacturing facilities has identified divestment of its Indore facility. Consequently, related assets and liabilities are disclosed as held for sale. These assets and liabilities have been carried at cost as the same are lower than the fair value expected out of sale.
- 7 The Board of Directors at its meeting held on 29 May 2025 have declared a final dividend of ₹ 8 (Rupees Eight only) per equity share (face value of ₹ 2 each) in addition to the interim dividend ₹ 37 (Rupees Thirty seven only) per equity share (face value of ₹ 2 each) declared on 07 February 2025. The final dividend is subject to approval at the ensuing annual general meeting of the Company.
- 8 The Company operates in one reportable business segment i.e. "Pharmaceuticals", accordingly no separate disclosure of segment information has been made.



By Order of the Board
For Alkem Laboratories Limited



B.N. Singh
Executive Chairman
DIN: 00760310

Place: Mumbai
Date: 29 May 2025

Press Release

Alkem reports 7.1% YoY revenue growth in Q4FY25; Annual EBITDA margin expands by 170 basis points

Mumbai, May 29, 2025: Alkem Laboratories Ltd. today announced its standalone and consolidated financial results for the fourth quarter and full year ended March 31, 2025. The Board of Directors took record of these results at its meeting held in Mumbai today.

Key highlights of Q4FY25 financial performance

- Total Revenue from Operations was ₹ 31,438 million, with YoY growth of 7.1%.
 - India sales were ₹ 21,355 million, YoY growth of 8.1%.
 - International sales were ₹ 9,747 million, with YoY growth of 7.2%.
- Earnings before Interest, Tax, Depreciation, and Amortisation (EBITDA) were ₹ 3,913 million, resulting in an EBITDA margin of 12.4% vs. 13.7% in Q4FY24. EBITDA declined by 2.7% YoY.
- R&D expenses for Q4FY25 were ₹ 1,585 million, or 5.0% of total revenue from operations, compared to ₹ 1,757 million in Q4FY24 at 6.0% of total revenue from operations.
- Profit before tax before exceptional items was ₹ 3,963 million, YoY growth of 4.3%.
- Net Profit (after Minority Interest) was ₹ 3,059 million, YoY growth of 4.2%.
- According to IQVIA (SSA) data, for Q4FY25:
 - The Company registered a growth of 6.5% YoY compared to the Indian Pharmaceutical Market (IPM), which grew by 6.9%.
 - The acute segment growth outperformed IPM by 150 bps at 7.5%.

Key highlights of FY25 financial performance

- Total Revenue from Operations was ₹ 129,645 million, with YoY growth of 2.3%.
 - India sales were ₹ 89,837 million, with YoY growth of 6.5%.
 - International sales were ₹ 38,210 million, with YoY de-growth of 4.5%.
- Earnings before Interest, Tax, Depreciation, and Amortisation (EBITDA) were ₹ 25,122 million, resulting in an EBITDA margin of 19.4% vs. 17.7% in FY24. EBITDA increased by 11.9% YoY.
- R&D expenses for FY25 were ₹ 5,620 million, or 4.3% of total revenue from operations, compared to ₹ 5,229 million in FY24 at 4.1% of total revenue from operations.
- Profit before tax before exceptional items was ₹ 25,270 million, YoY growth of 17.8%.
- Net Profit (after Minority Interest) was ₹ 21,655 million, YoY growth of 20.6%.
- The cash and balance at the end of 31st March, 2025, is ₹46.2 billion.
- According to IQVIA (SSA) data, for FY25:
 - The Company registered a growth of 6.8% YoY compared to the Indian Pharmaceutical Market (IPM), which grew by 7.7%.
 - The acute segment growth has outperformed IPM in FY25 by 30 bps at 6.9%.

Commenting on the Q4 & FY25 results, Dr. Vikas Gupta, CEO of Alkem, said, “We ended the year on a good note, with healthy growth in our India business during Q4 and improved profitability and margins for the full year. Our domestic business continues to gain momentum, reinforcing our confidence in its long-term growth trajectory. This performance is driven by strong execution and targeted initiatives across our domestic operations. In the international businesses, excluding the Americas, we are seeing good traction, with several key markets making significant contributions to our growth. As we moved forward, we remain focused on strategic growth opportunities and operational excellence to drive sustainable returns.”

Operational Highlights

Domestic Business

Q4FY25 Key Highlights

- India sales were ₹ 21,355 million, YoY growth of 8.1%.
- The contribution of domestic sales to total sales in Q4FY25 was 68.7% vs. 68.5% in Q4FY24.
- According to IQVIA (SSA) data, for FY25, the company achieved a 6.5% year-over-year (YoY) growth compared to the Indian Pharmaceutical Market (IPM), which grew by 6.9%.
- During Q4FY25, we have outperformed in four therapies: Gastrointestinal grew by ~1.5X, VMN ~1.8X, Respiratory ~2.6X and Gynae ~3.8X.

FY25 Key Highlights

- India sales were ₹ 89,837 million, with YoY growth of 6.5%.
- The contribution of domestic sales to total sales in FY25 was 70.2% vs. 67.8% in FY24.
- As per IQVIA (SSA) data, for FY25, the company registered a growth of 6.8% YoY vs. the Indian Pharmaceutical Market (IPM), which grew by 7.7%.
- In FY25, we have outperformed six therapies: VMN grew by 1.6X; Anti-diabetic grew by ~1.1X; Gastro intestinal grew by 1.2X; Neuro/CNS grew by ~1.3X; Gynaec ~2.1X and Respiratory ~1.5X.

Key performance highlights of therapeutic segments in Q4FY25 and FY25

SSA Wise								
Key Therapy segment	Q4FY25				FY25			
	Alkem Rank	YoY change in Rank*	YoY growth	YoY growth	Alkem Rank	YoY change in Rank*	YoY growth	YoY growth
			(Alkem)	(IPM)			(Alkem)	(IPM)
ANTI DIABETIC	14	Increased by 1	5.5%	6.9%	14	Increased by 1	9.7%	8.5%
ANTI-INFECTIVES	1	Unchanged	2.3%	3.3%	1	Unchanged	2.5%	4.8%
CARDIAC	28	Decreased by 1	-3.0%	10.0%	27	Decreased by 1	1.0%	11.9%
DERMA	20	Decreased by 1	0.8%	7.0%	20	Decreased by 1	8.8%	9.3%
GASTRO INTESTINAL	3	Unchanged	14.1%	9.6%	3	Unchanged	11.4%	9.6%
GYNAEC	9	Unchanged	10.0%	2.6%	8	Unchanged	6.8%	3.3%
NEURO / CNS	7	Unchanged	3.8%	8.3%	7	Unchanged	11.4%	8.6%
PAIN / ANALGESICS	3	Unchanged	4.1%	5.6%	3	Unchanged	5.0%	7.0%
RESPIRATORY	17	Increased by 1	8.5%	3.3%	16	Increased by 1	4.9%	3.2%
UROLOGY	17	Increased by 1	5.7%	13.0%	17	Unchanged	8.5%	13.5%
VMN**	2	Unchanged	13.1%	7.2%	2	Unchanged	12.7%	7.8%
TOTAL	5	Unchanged	6.5%	6.9%	5	Unchanged	6.8%	7.7%
*Positive change in rank reflects improvement over the same period of the previous year								
**VMN – Vitamins / Minerals / Nutrients								

Source: IQVIA Data (SSA)

International Business

Q4FY25 Key Highlights

- International sales were ₹ 9,747 million, with YoY growth of 7.2%.
- Overall contribution of US sales to total sales was 19.6% in Q4FY25 vs. 21.6% in Q4FY24.
- Non-US business sales contributed 11.8% to total sales in Q4FY25 vs. 9.9% in Q4FY24.
- During the Q4FY25, the Company filed 06 abbreviated new drug applications (ANDAs) with the USFDA and received 04 ANDA approvals.

FY25 Key Highlights

- International sales were ₹ 38,210 million, with YoY de-growth of 4.5%.
- The Non-US business demonstrated healthy performance, growing by around 8.7% YoY, fuelled by robust growth in Australia and key European markets.
- Overall contribution of US sales to total sales was 19.4% in FY25 vs. 22.3% in FY24.
- Non-US business sales contributed 10.5% to total sales in FY25 vs. 9.9% in FY24.
- During the year, the Company filed 9 abbreviated new drug applications (ANDAs) with the US FDA and received 14 ANDA approvals (including 3 tentative approvals - TA).

Update on USFDA Inspections

Facility	Capability	Inspection Date	Regulatory Status
Baddi (India)	Formulations	Mar-24	EIR Received in June 2024
Daman (India)	Formulations	Aug-19	EIR Received in Oct 2019
Taloja R&D (India)	Bioequivalence Centre	Mar-25	No observation
Ankleshwar (India)	API	Apr-23	EIR Received in July 2023
Mandva (India)	API	Dec-23	EIR Received in Mar 2024
California (USA)	API	Aug-18	EIR Received in Oct 2018

Note: The USFDA conducted a virtual inspection at our manufacturing facilities in Daman from October 5 to 7, 2020.

EIR – Establishment Inspection Report

About Alkem: Alkem Laboratories Ltd. is the fifth-largest pharmaceutical company in the Indian market, with a legacy spanning over 50 years of providing high-quality medicines to patients. It holds a dominant position in the therapy areas of anti-infectives, gastrointestinal disorders, pain management, and supplements. It also has a growing portfolio of products in chronic therapies, including diabetes, neurology, dermatology, and urology. It has 19 state-of-the-art manufacturing facilities and cutting-edge research and development (R&D) centres across India and the US to develop and manufacture generic formulations, active pharmaceutical ingredients (APIs) and biosimilars. Apart from India, the company has a meaningful presence in the US, Latin America, Australia, and several other Asian countries. “Inspiring Healthier Lives” is at the core of the organisation's values and culture, reinforcing its steadfast commitment to improving global health. For more information, please visit www.alkemlabs.com and follow us on [LinkedIn](#), [Instagram](#), and [Facebook](#).

Contact

Investors:

Purvi Shah – Head of Investor Relations
+91 84337 00890
purvi.shah@alkem.com
+91-22-3982 9999 Ext: 9447

Media:

Isha Trivedi
+91 98925 90003
alkemcorpcomm@alkem.com
+91-22-3982 9999 Ext: 9672

Invite for Q4FY25 Conference Call at 4:30 pm IST, May 29, 2025

Mumbai, May 19, 2025: Alkem Laboratories Ltd. (NSE: ALKEM, BSE: 539523, Bloomberg: ALKEM.IN, Reuters: ALKE.NS) will hold a conference call for investors and analysts on Thursday, May 29, 2025, from 4:30 pm to 5:30 pm IST to discuss its Q4FY25 & FY25 financial results. The call will follow the announcement of the Company's Q4FY25 & FY25 financial results on Thursday, May 29, 2025.

Alkem Laboratories Ltd. will be represented on the call by:

Dr. Vikas Gupta – CEO
Mr. Nitin Agrawal – CFO

Motilal Oswal Securities Ltd. will host the call.

Details of the conference call are as follows:

Time: 4:30 pm IST (GMT + 5:30) on Thursday, May 29, 2025.

Dial in Details:

India: +91 22 6280 1149 / +91 22 7115 8050

International Toll-Free

USA	: 1 866 746 2133
UK	: 0 808 101 1573
Singapore	: 800 101 2045
Hong Kong	: 800 964 448

Express Join with Diamond Pass

<https://services.choruscall.in/DiamondPassRegistration/register?confirmationNumber=0910259&linkSecurityString=693c5318e>

You are requested to dial in 10 minutes ahead of the scheduled start time.

Purvi Shah / Isha Trivedi

Investor Relations / Media
Alkem Laboratories Ltd.

Mobile: +91 84337 00890 / 98925 90003

Tel.: +91 22 3982 9999 Ext: 9447

E-mail: purvi.shah@alkem.com /
isha.trivedi@alkem.com

Tushar Manudhane

Institutional Research Analyst - Healthcare
Motilal Oswal Securities Ltd.

Tel.: +91 22 6129 1536 / +91 82911 38039

E-mail:

Tushar.Manudhane@motilaloswal.com



Alkem Laboratories Ltd.

Investor Presentation Q4 & FY25

May 29, 2025

SAFE HARBOR STATEMENT

This presentation contains forward-looking statements and information that involve risks, uncertainties and assumptions. Forward-looking statements are all statements that concern plans, objectives, goals, strategies, future events or performance and underlying assumptions and other statements that are other than statements of historical fact, including, but not limited to, those that are identified by the use of words such as “anticipates”, “believes”, “estimates”, “expects”, “intends”, “plans”, “predicts”, “projects” and similar expressions. Risks and uncertainties that could affect us include, without limitation:

- General economic and business conditions in India and other key global markets in which we operate;
- The ability to successfully implement our strategy, our research and development efforts, growth & expansion plans and technological changes;
- Changes in the value of the Rupee and other currency changes;
- Changes in the Indian and international interest rates;
- Allocations of funds by the Governments in our key global markets;
- Changes in laws and regulations that apply to our customers, suppliers, and the pharmaceutical industry;
- Increasing competition in and the conditions of our customers, suppliers and the pharmaceutical industry; and
- Changes in political conditions in India and in our key global markets.

Should one or more of such risks and uncertainties materialize, or should any underlying assumption prove incorrect, actual outcomes may vary materially from those indicated in the applicable forward-looking statements.

Any forward-looking statement or information contained in this presentation speaks only as of the date of the statement. We are not required to update any such statement or information to either reflect events or circumstances that occur after the date the statement or information is made or to account for unanticipated events, unless it is required by Law.

KEY HIGHLIGHTS OF Q4FY25

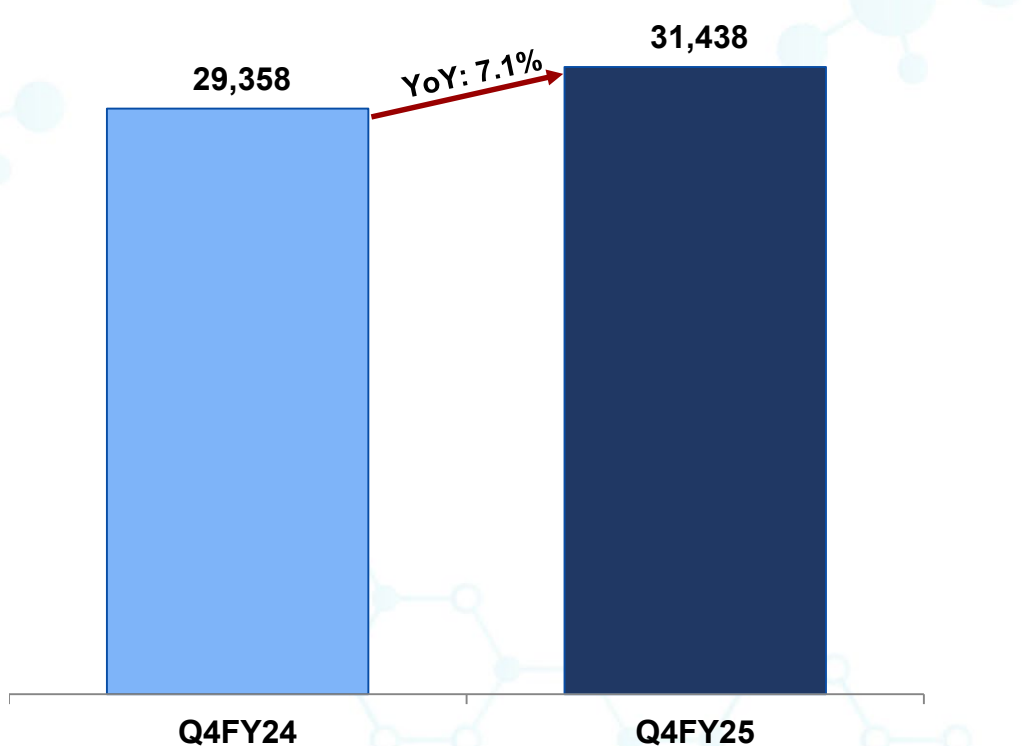
- Total Revenue from Operations were ₹ 31,438 million, year-on-year growth of 7.1%.
 - India sales were ₹ 21,355 million, year-on-year growth of 8.1%.
 - The contribution of domestic sales to total sales in Q4FY25 was 68.7% vs. 68.5% in Q4FY24.
 - International sales were ₹ 9,747 million, year-on-year growth of 7.2%.
 - The contribution of international sales to total sales in Q4FY25 was 31.3% vs. 31.5% in Q4FY24
- Earnings before Interest, Tax, Depreciation and Amortisation (EBITDA) were ₹ 3,913 million, resulting in an EBITDA margin of 12.4% vs. 13.7% in Q4FY24. EBITDA de-grew by 2.7%.
- R&D expenses for the quarter were ₹ 1,585 million, or 5.0% of total revenue from operations, compared to ₹ 1,757 million in Q4FY24 at 6.0% of total revenue from operations.
- Profit before tax (PBT) before exceptional item was ₹ 3,963 million, a growth of 4.3% compared to ₹ 3,799 million in Q4FY24.
- Net Profit (after Minority Interest) was ₹ 3, 059 million, year-on-year growth of 4.2%.
- According to secondary sales data from IQVIA, for Q4 FY25, the Company achieved a growth rate of 6.5%, outpacing IPM 's growth of 6.9%.
- We outperformed the IPM in GI, Gynaec, Respiratory and VMN therapies. We increased ranking in the Anti-diabetic, Respiratory and Urology therapies.
- During the quarter, the Company filed 6 ANDAs and received 4 approvals from the USFDA.

SSA – Stockist Sales Audit

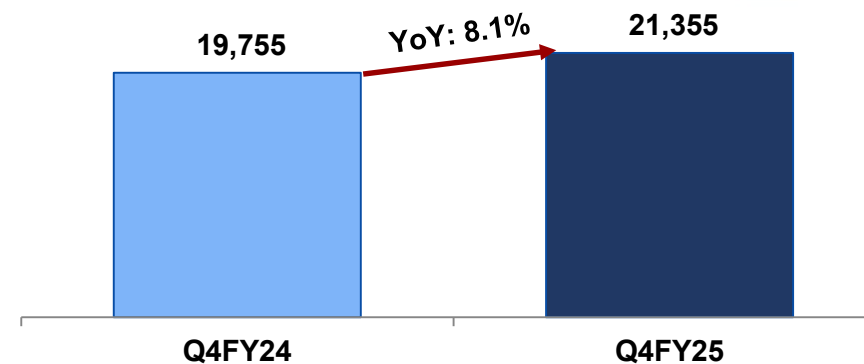
KEY FINANCIAL HIGHLIGHTS – Q4FY25 (CONSOLIDATED)

All figures in ₹ Mn

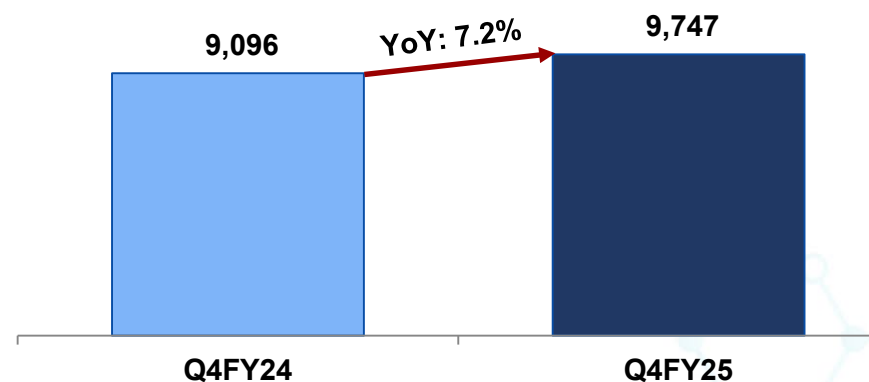
Revenue from Operations



India sales



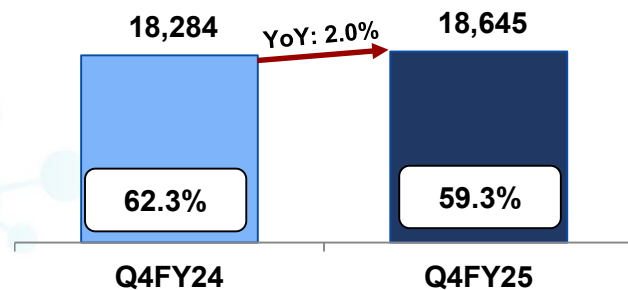
International sales



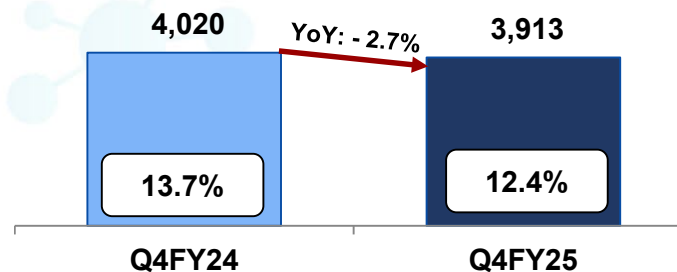
KEY FINANCIAL HIGHLIGHTS – Q4FY25 (CONSOLIDATED)

All figures in ₹ Mn

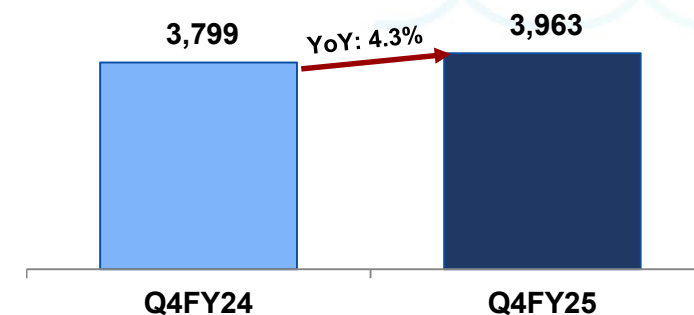
Gross Profit and Gross Margin



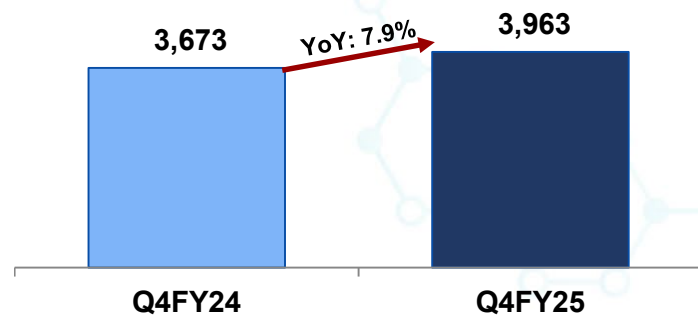
EBITDA and EBITDA Margin



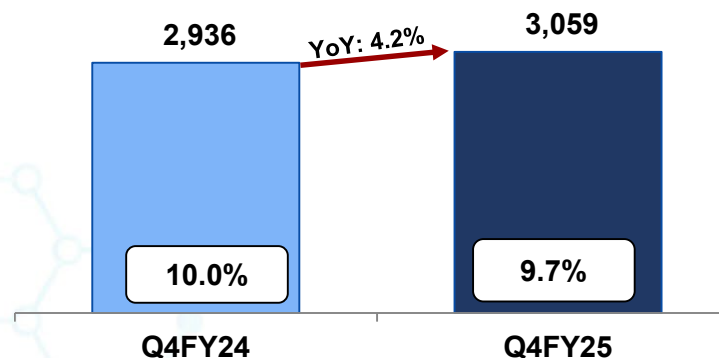
PBT (before exceptional item)



PBT (after exceptional item)



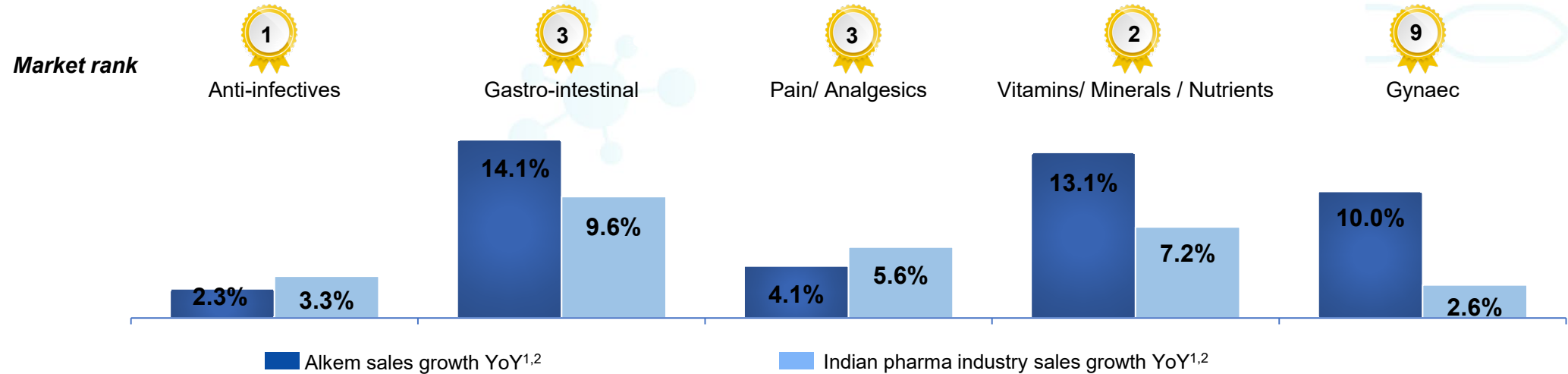
PAT (after Minority Interest)



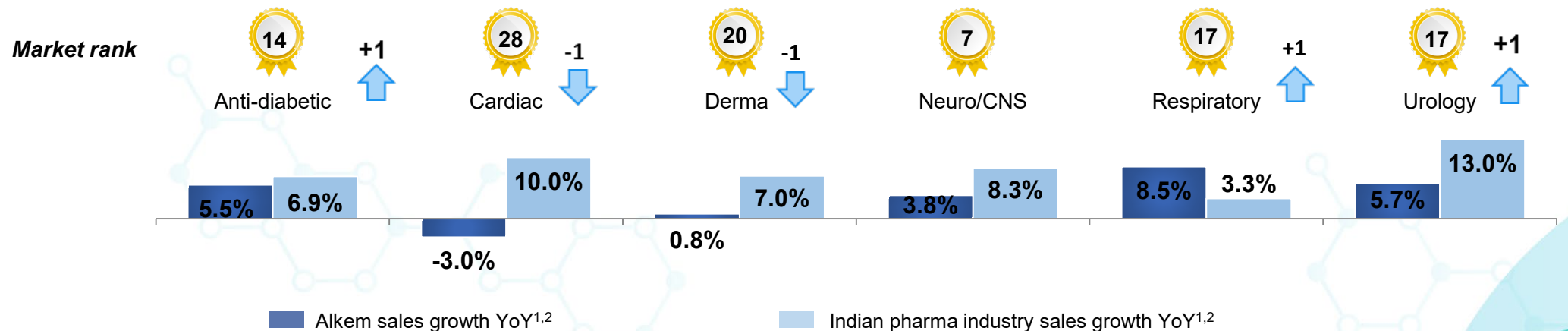
India - Secondary Sales Performance

Mixed performance across all major therapeutic segments in Q4FY25

Acute Therapies



Chronic Therapies

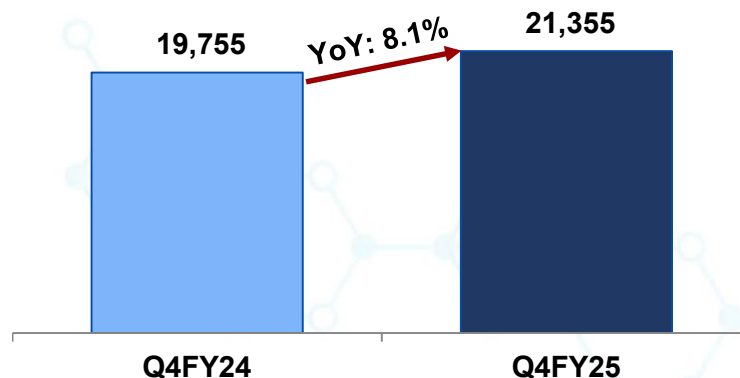


Source: IQVIA SSA data ¹ Domestic formulations sales; ² For three months ended March 31, 2025.

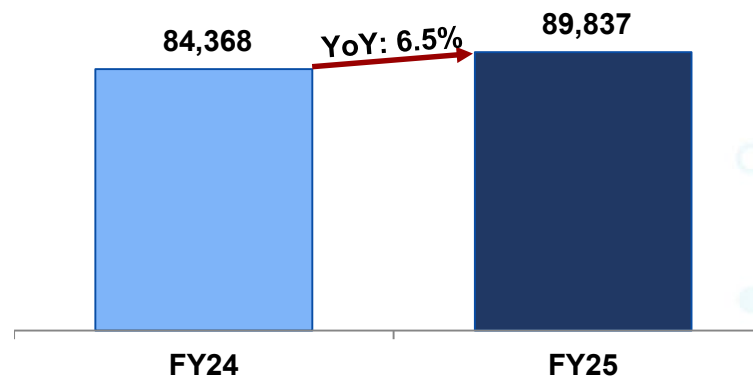
Q4FY25 Sales of ₹ 21,355 million (8.1% YoY growth)

- Contribution of domestic sales to total sales in Q4FY25 was 68.7% and for FY25 was 70.2%.
- We outperformed the IPM growth in GI, Gynaec, Respiratory and VMN therapies, and our ranking improved in therapies like Anti-diabetic, Respiratory, and Urology.
- According to IQVIA (SSA) data, for Q4FY25:
 - The Company registered a growth of 6.5% YoY compared to the Indian Pharmaceutical Market (IPM), which grew by 6.9%.
 - The acute therapy growth outperformed IPM by 150 bps at 7.5%.

Q4FY25 – India Sales (₹ Mn)



FY25 – India Sales (₹ Mn)

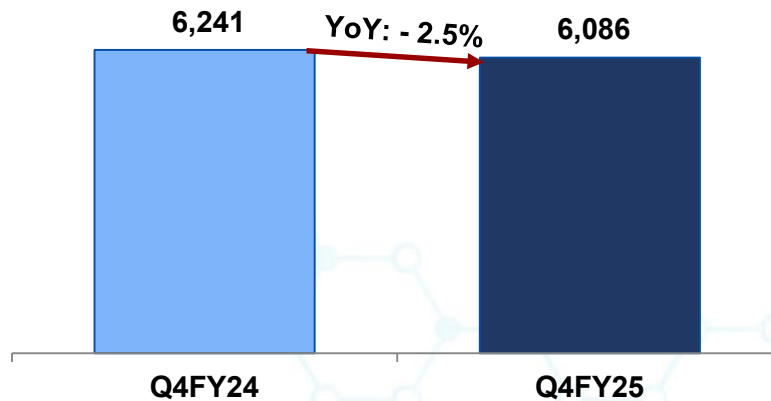


US BUSINESS UPDATE

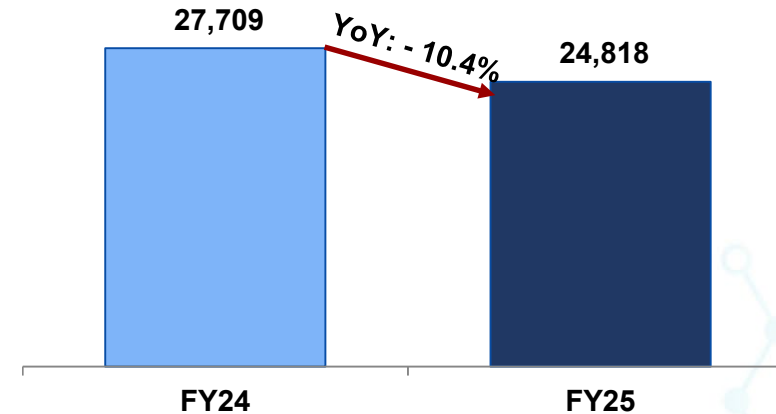
Q4FY25 Sales of ₹ 6,086 million (2.5% YoY de-growth)

- Overall contribution of US sales to total sales was 19.6% in Q4FY25 and 19.4% in FY25.
- During Q4FY25, the US business de-grew by 2.5% and in FY25 it de-grew by 10.4%.
- During Q4FY25, the Company has filed 6 ANDAs and has received 4 approvals.
- For FY25, the Company has filed 9 ANDAs with the USFDA and has received 14 approvals (including 3 Tentative Approvals).

Q4FY25 – US Sales (₹ Mn)



FY25 – US Sales (₹ Mn)



UPDATE ON USFDA INSPECTIONS

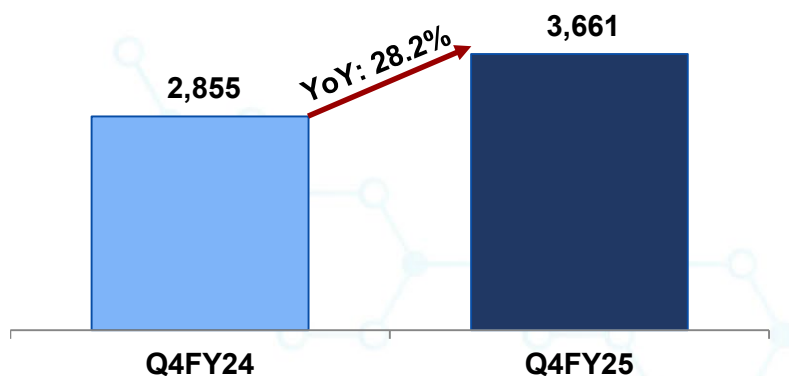
Facility	Capability	Inspection Date	Regulatory Status
Baddi (India)	Formulations	Mar-24	EIR Received in June 2024
Daman (India)	Formulations	Aug-19	EIR Received in Oct 2019
Taloja R&D (India)	Bioequivalence Centre	Mar-25	No observation
Ankleshwar (India)	API	Apr-23	EIR Received in July 2023
Mandva (India)	API	Dec-23	EIR Received in Mar 2024
California (USA)	API	Aug-18	EIR Received in Oct 2018
<i>Note: USFDA conducted a virtual inspection at our manufacturing facilities in Daman from October 5th to 7th, 2020.</i>			

EIR – Establishment Inspection Report indicating successful closure of inspection

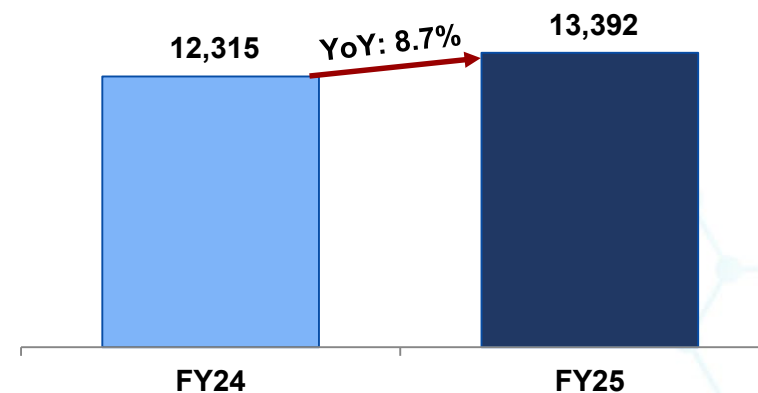
Q4FY25 Sales of ₹ 3,661 million (28.2% YoY growth)

- Other International Market sales contributed 11.8% to total sales in Q4FY25 and 10.5% in FY25.
- The Non-US business demonstrated solid performance, growing by around 28.2% YoY, fuelled by robust double-digit growth in Australia and key European markets.
- The Company has a presence mainly in Latin America, Australia and Europe.

Q4Y25 – Other International Sales (₹ Mn)



FY25 – Other International Sales (₹ Mn)



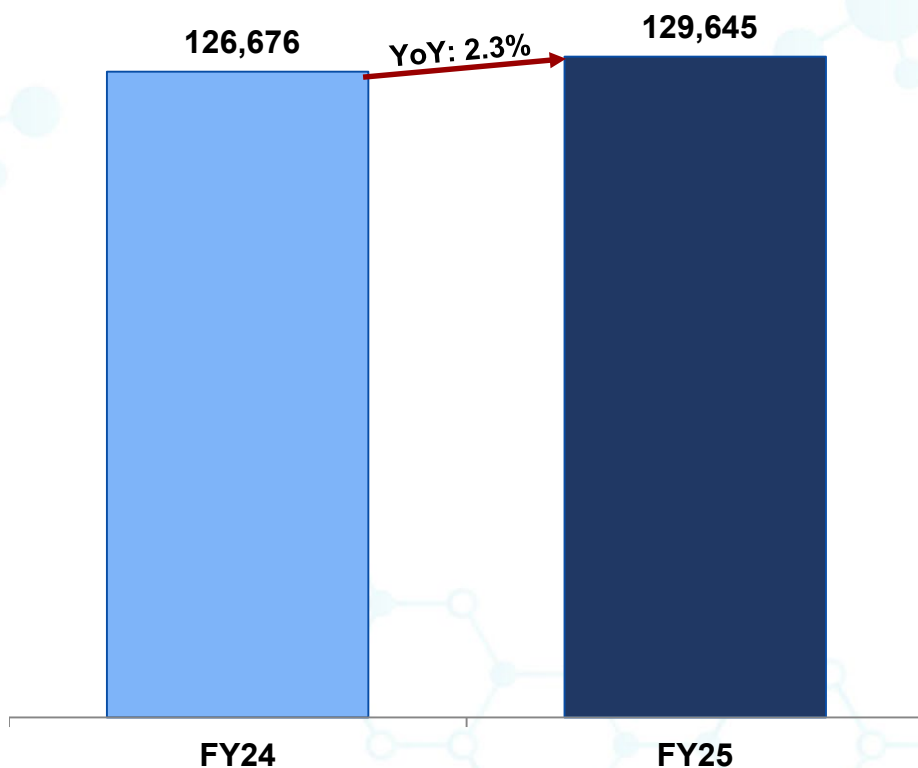
KEY HIGHLIGHTS OF FY25

- Total Revenue from Operations was ₹ 129,645 million, year-on-year growth of 2.3%.
 - India sales were ₹ 89,837 million, year-on-year growth of 6.5%.
 - The contribution of domestic sales to total sales in FY25 was 70.2% vs. 67.8% in FY24.
 - International sales were ₹ 38,210 million, year-on-year de-growth of 4.5%.
 - The contribution of international sales to total sales in FY25 was 29.8% vs. 32.2% in FY24.
- Earnings before Interest, Tax, Depreciation and Amortisation (EBITDA) were ₹ 25,122 million, resulting in an EBITDA margin of 19.4% vs. 17.7% in FY24. EBITDA increased by 11.9%.
- R&D expenses for FY25 were ₹ 5,620 million, or 4.3% of total revenue from operations, compared to ₹ 5,229 million in FY24 at 4.1% of total revenue from operations.
- Profit before tax (PBT) before exceptional items was ₹ 25,270 million, a growth of 17.8% compared to ₹ 21,446 million in FY24.
- Net Profit (after Minority Interest) was ₹ 21,655 million, year-on-year growth of 20.6%.
- As per IQVIA (SSA) data, for FY25, the Company delivered a growth of 6.8% compared to Indian Pharmaceutical Market (IPM) growth of 7.7%.
- We outperformed the IPM in six therapies in FY25: Anti-diabetic, GI, Gynae, Neuro/CNS, Respiratory & VMN and have improved our ranking in anti-diabetic and respiratory therapies.
- According to IQVIA (SSA) data, for FY25, acute therapy growth has outperformed IPM in FY25 by 30 bps at 6.9%.
- For FY25, we have filed 9 ANDAs with the USFDA and have received 14 approvals (including 3 Tentative Approvals).
- Healthy balance sheet with net cash of ₹46.2 billion as of March 31, 2025.

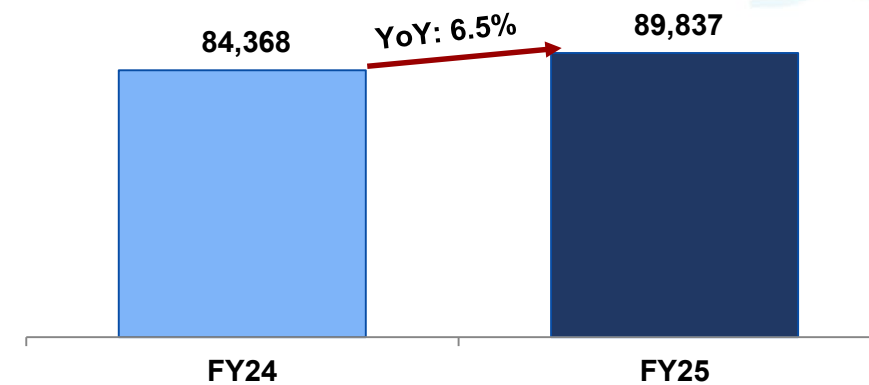
KEY FINANCIAL HIGHLIGHTS - FY25 (CONSOLIDATED)

All figures in ₹ Mn

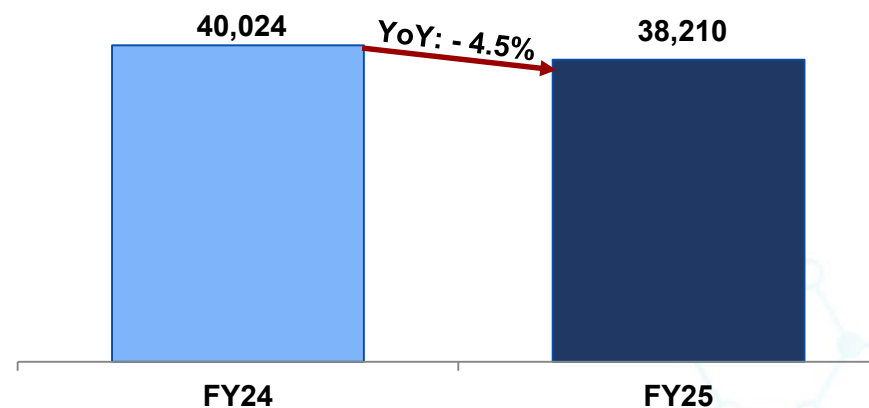
Revenue from Operations



India sales



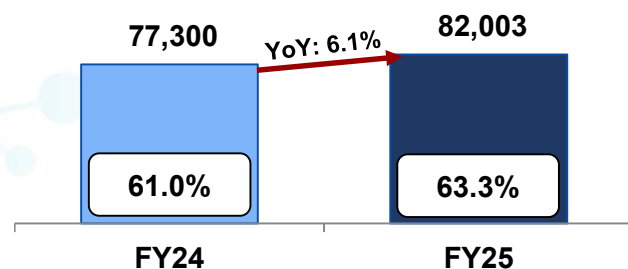
International sales



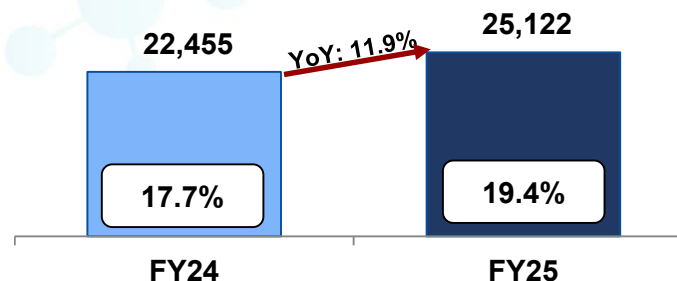
KEY FINANCIAL HIGHLIGHTS - FY25 (CONSOLIDATED)

All figures in ₹ Mn

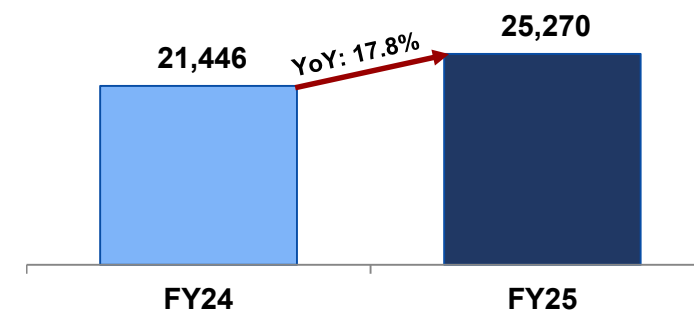
Gross Profit and Gross Margin



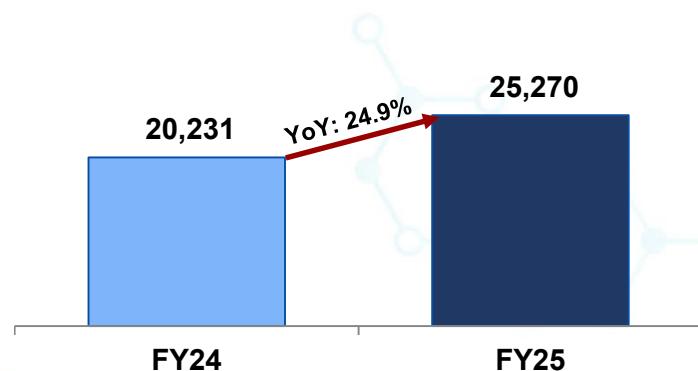
EBITDA and EBITDA Margin



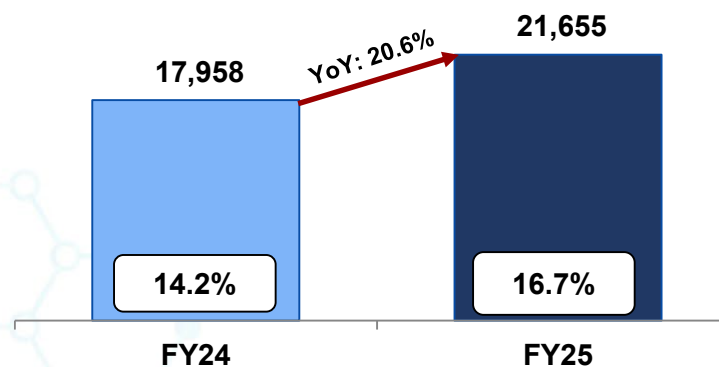
PBT (before exceptional item)



PBT (after exceptional item)



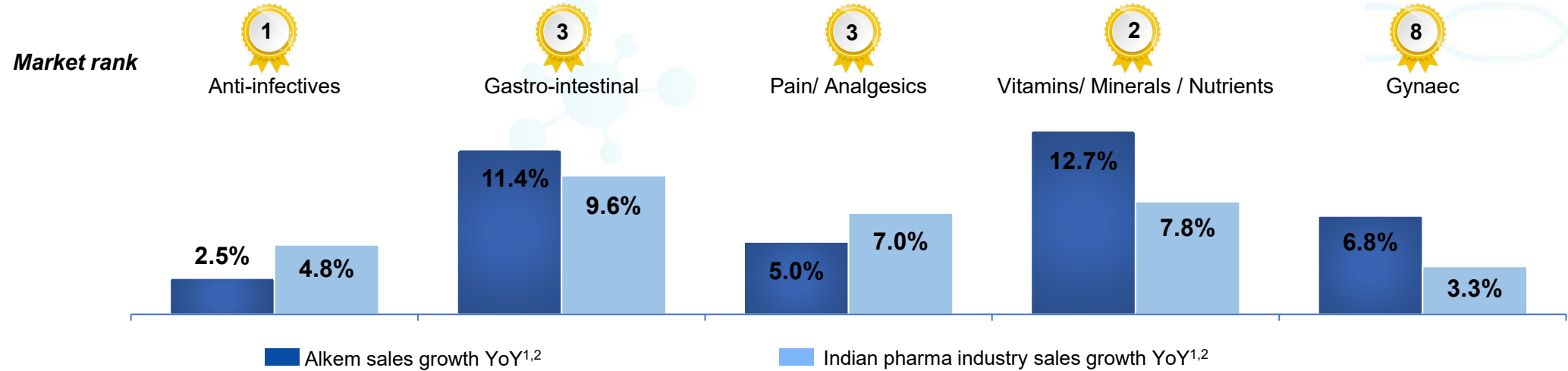
PAT (after Minority Interest)



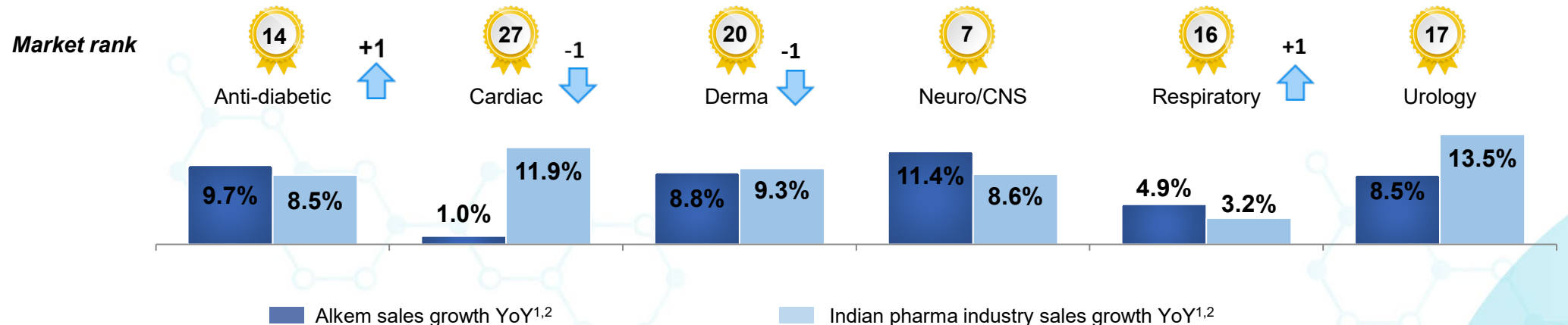
India - Secondary Sales Performance

Mixed performance across all major therapeutic segments in FY25

Acute Therapies

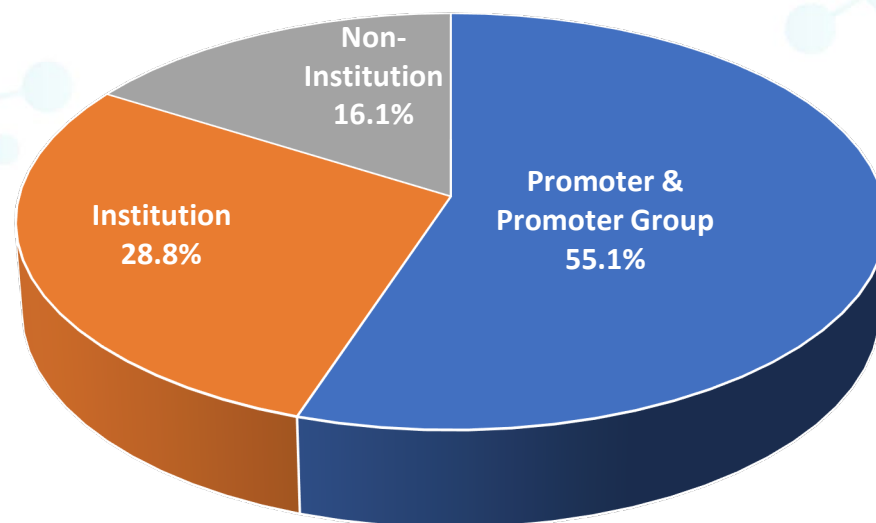


Chronic Therapies



Source: IQVIA SSA data ¹ Domestic formulations sales; ² For twelve months ended March 31, 2025.

SHAREHOLDING PATTERN AS ON MARCH 31, 2025



■ Promoter & Promoter Group ■ Institution ■ Non-Institution

Institution – Mutual Funds, Alternate Investment Funds, Foreign Portfolio Investors, Financial Institutions / Banks

Non-Institution – Public, Other Bodies Corporate, Clearing Members, Non-Resident Indians, Hindu Undivided Family and Trusts

BSE Ticker	539523
NSE Symbol	ALKEM
Shares Outstanding (Mn)	120
MCap (Rs in Mn)*	583,607
Free Float Mcap (Rs in Mn)	258,713
Industry	Pharmaceuticals

**Share Price - Rs 4,882 from NSE as on 28th March, 2025*

KEY FINANCIAL HIGHLIGHTS – Q4FY25 & FY25 (CONSOLIDATED)

All figures in ₹ Mn

Particulars	Q4FY25	Q4FY24	YoY growth	FY25	FY24	YoY growth
Revenue from Operations	31,438	29,358	7.1%	129,645	126,676	2.3%
Gross Profit	18,645	18,284	2.0%	82,003	77,300	6.1%
Gross Profit Margin	59.3%	62.3%		63.3%	61.0%	
EBITDA	3,913	4,020	-2.7%	25,122	22,455	11.9%
EBITDA Margin	12.4%	13.7%		19.4%	17.7%	
PBT (before exceptional item)	3,963	3,799	4.3%	25,270	21,446	17.8%
Exceptional item	0	(125)		0	(1215)	
PBT (after exceptional item)	3,963	3,673	7.9%	25,270	20,231	24.9%
PAT (after Minority interest)	3,059	2,936	4.2%	21,655	17,958	20.6%
PAT Margin	9.7%	10.0%		16.7%	14.2%	
EPS (₹ / share)	25.6	24.6	4.2%	181.1	150.2	20.6%



THANK YOU

For any queries, contact:

Purvi Shah - Head of Investor Relations

Mobile: +91 84337 00890 | Tel: +91 22 3982 9999 Ext: 9447

E-mail: purvi.shah@alkem.com

