

November 26, 2025

To National Stock Exchange of India Ltd Listing Compliance Department Exchange Plaza, 5th Floor, C. 1, Block G, Bandra Kurla Complex, Bandra (E), Mumbai 400051 NSE SYMBOL: GLOBECIVIL	To BSE Limited Listing Compliance Department 1st Floor, Phiroze Jeejeebhoy Towers, Dalai Street Mumbai — 400001 SCRIP CODE: 544424
---	--

SUBJECT: INVESTOR PRESENTATION.

Dear Sir/Madam,

With reference to Regulation 30 of the SEBI (Listing Obligations and Disclosure Requirements) Regulations, 2015 ("Listing Regulations"), this is to inform you that "**Globe Civil Projects Limited — Investor Presentation** " is hereby enclosed.

The above presentation is also uploaded on the website of the Company at <https://www.globecivilprojects.com>.

You are requested to take the above on record.

Thanking you,

Vineet
Rattan
Digitally signed
 by Vineet Rattan
 Date: 2025.11.26
 12:13:11 +05'30'

Vineet Rattan
Company Secretary and Compliance Officer
Membership Number: F 11724



Globe Civil Projects Ltd.

Globe Civil Projects Limited

Q2 & H1 FY26 Investor Presentation



Disclaimer & Safe Harbor

This presentation or any other documentation or information (or any part thereof) delivered or supplied should not be deemed to constitute prospectus or placement memorandum or an offer to acquire any securities. No representation or warranty, express or implied is made as to, and no reliance should be placed on, the fairness, accuracy, completeness or correctness of such information or opinions contained herein. The information contained in this presentation is only current as of its date.

This presentation contains statements that contain “forward looking statements” including, but without limitation, statements relating to the implementation of strategic initiatives, and other statements relating Globe Civil Projects Limited future business developments and economic performance. While these forward looking statements indicate our assessment and future expectations concerning the development of our business, a number of risks, uncertainties and other unknown factors could cause actual developments and results to differ materially from our expectations. These factors include, but are not limited to, general market, macro economic, governmental and regulatory trends, movements in currency exchange and interest rates, competitive pressures, technological developments, changes in the financial conditions of third parties dealing with us, legislative developments, and other key factors that could affect our business and financial performance. We undertakes no obligation to publicly revise any forward looking statements to reflect future likely events or circumstances.

This presentation cannot be copied and disseminated in any manner. No person is authorized to give any information or to make any representation not contained in and not consistent with this presentation and, if given or made, such information or representation must not be relied upon as having been authorized by or on behalf of the Company. The Company or its Book Running Lead Manager will not be in any way responsible for any action taken based on such statements and undertakes no obligation to publicly update these forward-looking statements to reflect subsequent events or circumstances.

Company Overview



Globe Civil Projects: At A Glance

Globe Civil Projects Limited is a New Delhi-based EPC and infrastructure development company with over two decades of experience in executing large-scale institutional, public infrastructure, and commercial development projects across India. The Company operates with fully integrated capabilities, covering civil and structural works, MEP services, HVAC systems, and turnkey project execution, enabling efficient delivery from design coordination to commissioning.

The Company has built strong relationships with marquee government and public-sector clients including CPWD, NBCC, RLDA, IITs, NITs, and state infrastructure development agencies. Globe Civil Projects was successfully listed on NSE and BSE on July 1, 2025, marking a milestone in its growth journey. With proven execution capabilities, disciplined bidding, and a focus on funded government-led infrastructure programs, the Company continues to strengthen its presence across the EPC value chain.



Presence across
11+ states



Completed
37+ projects



13 projects currently
under execution



Order book crossed
₹1,000+ Crore (Aug
2025 milestone)



120+ employees
(technical &
administrative team)



Class-I Super Contractor with
CPWD (eligible to bid up to
₹6,500 million)



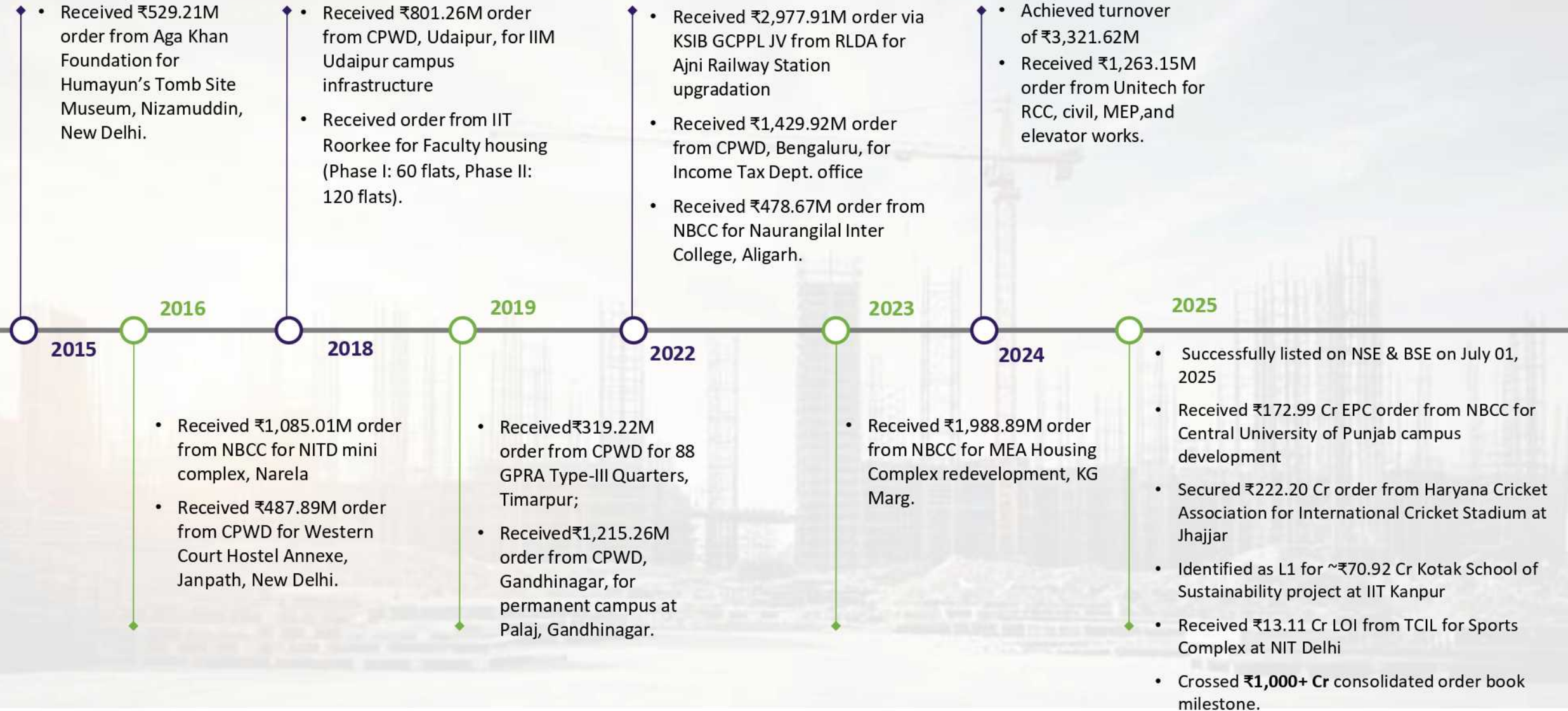
Strong Government & PSU Client
Base (**≈ 85%+** revenue share)



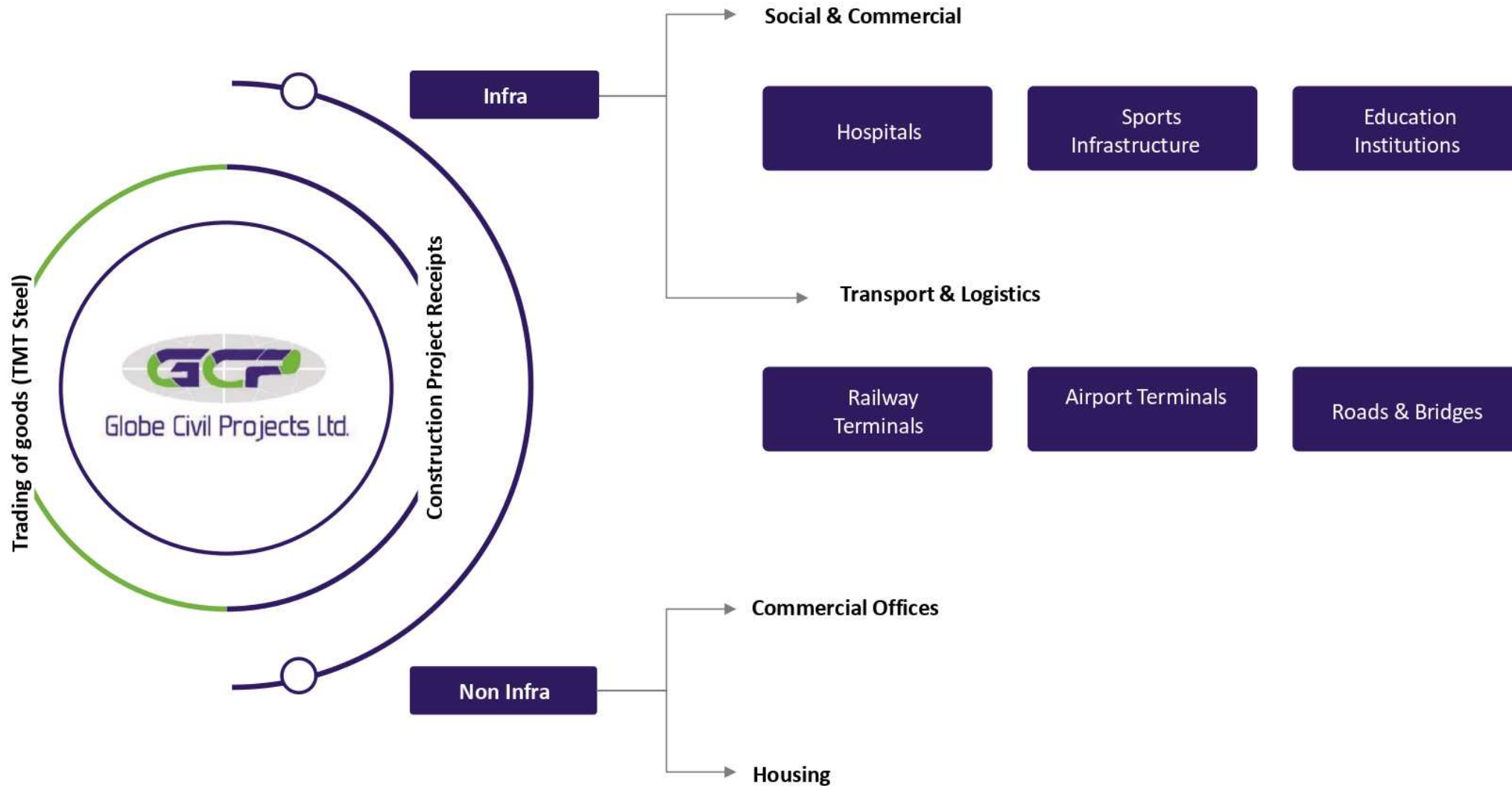
Evolution Of Globe Civil Projects Over The Years



Evolution of Globe Civil Projects Over the Years

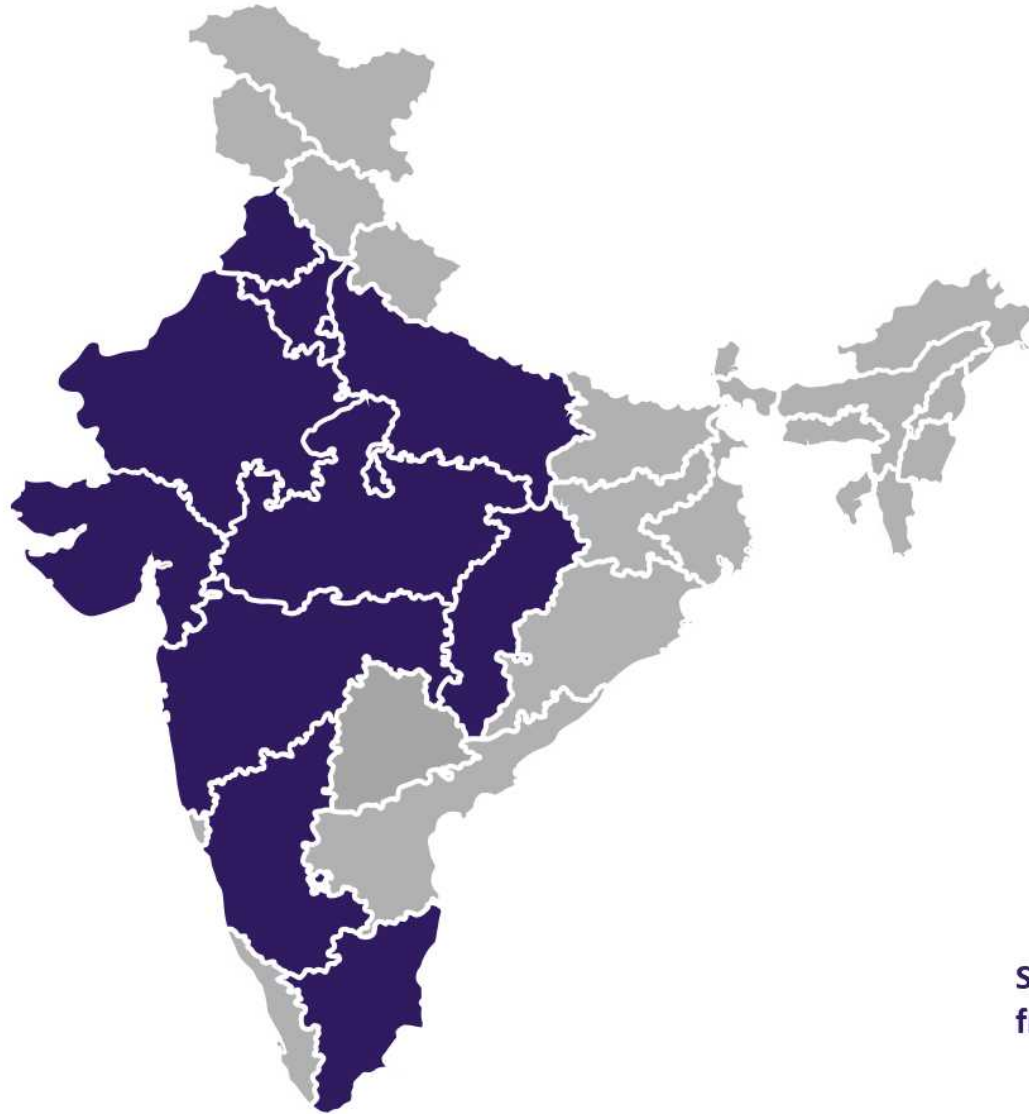


Following table depicts categorization and sub-categorization of Infrastructure and Non-Infrastructure projects undertaken by us:



Geographical Presence & Client Base

Pan-India Presence with Strong Institutional Relationships



Delhi
Haryana
Punjab
Gujarat
Maharashtra
Uttar Pradesh
Rajasthan
Madhy Pradesh
Chhattisgarh
Kranataka
Tamil Nadu

Sustained presence across major infrastructure hubs, backed by repeat orders from CPWD, NBCC, TCIL, IITs, and NITs.

Integrated Execution Model

Project Lifecycle in Civil Construction

Business Development

Private projects come through nominations, while public projects are secured via competitive tendering. Our tendering team scans government portals and newspapers to identify viable projects.

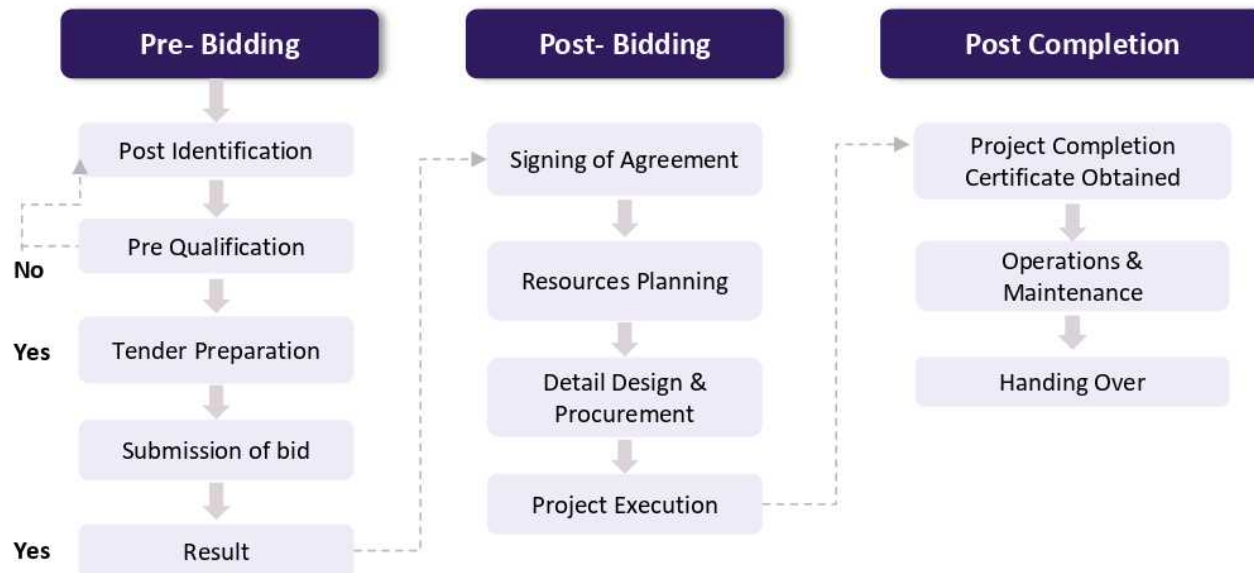
Tendering

We assess bid capacity, pre-qualification criteria, and project costs. If needed, we form joint ventures to qualify. Financial bids are submitted based on estimated costs, overheads, and margins.

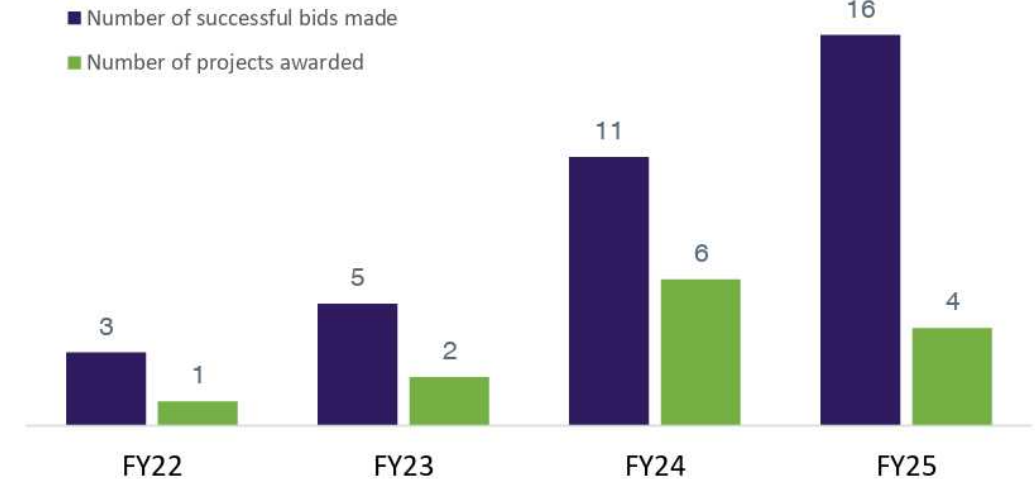
Post-Tendering & Execution

After contract award, we secure approvals, mobilize resources, and commence construction. Procurement ensures timely material supply, and progress is monitored through regular reporting and review meetings. The project is handed over post-completion and defect liability checks.

Steps involved from Bidding to Completion



Success Ratio



Key Customers: Top 10



SOUTH CENTRAL RAILWAY



IRCON INTERNATIONAL LIMITED

winner

CONSTRUCTION GROUP



Competitive Strengths



Globe Civil Projects Ltd.

Project Management and Execution Capabilities

With over two decades of experience, the company has successfully completed 37 projects and is currently Managing 13 ongoing ones. It utilizes in-house engineering expertise and design team, which possesses extensive knowledge and experience in various aspects of construction.

Growing Order Book and Higher Pre-Qualification Credentials

The company 'Order Book' reflects its future Revenue potential, growing from ₹ 3,090.5 million in Fiscal 2022 to ₹ 6,691.02 million in March 2025. Diversification across sectors and increasing pre-qualification credentials have enhanced its market presence

Strong and Consistent Financial Performance

Revenue grew at a CAGR of 7.82% from Fiscal 2022 to 2024, while profit before tax surged at a CAGR of 73.92%. An appropriate mix of debt & equity enable us to fund our strategic initiatives, pursue opportunities for growth and better manage anticipated cash flow variations.

Experienced Promoters, Directors, and Management Team

The leadership team, with an average of 19 years of industry experience, drives strategic planning and efficient execution. Their expertise complements the workforce and internal systems for competitive project delivery.

Expand Our Geographical Footprint



Currently operating in 11 states, we aim to expand further into West Bengal and Odisha while strengthening our presence in existing markets. Our localized teams and strong supplier networks ensure efficient project execution across diverse regions.

Focus on Securing Government Infrastructure Projects

We prioritize government projects, particularly in education and healthcare construction, leveraging increased infrastructure investments through initiatives like NIP, NMP, and Gati Shakti. As of March 31, 2025, government projects account for ₹4,332.72 million (64.75%) of our order book.



Enhance Pre- Qualification and Bid Capacity

As a Class I Super Contractor, we can independently bid for projects up to ₹6,500 million. We focus on increasing bid capacity and pre-qualification eligibility, allowing us to secure larger, high-value projects, including through joint ventures when required.

Timely Delivery and Quality Execution

Our reputation is built on efficient project execution and adherence to safety and quality standards. To enhance efficiency, we plan to invest ₹142.55 million in new machinery, strengthen our workforce, and adopt advanced project management tools.



Pursue Strategic Alliances

We collaborate with clients and industry partners to expand market access and enhance capabilities. As of March 31, 2025, we have formed six joint ventures, enabling us to leverage expertise, share risks, and pursue larger opportunities.





Orderbook Highlights

Robust and Diversified Order Book Providing Multi-Year Revenue Visibility

₹1,000+ Crore
consolidated order
book (Aug 2025) |
11+ states execution
footprint | **4–30**
months average
project visibility

Segment	Contribution	Key Clients
Educational & Institutional	~35%	IIT Kanpur, Central University of Punjab, NIT Delhi, DPS, Naurangilal Inter College Aligarh
Government Infrastructure	~7%	Income Tax Building Bengaluru
Sports Infrastructure	~22%	Haryana Cricket Association – International Stadium
Housing	~30%	Housing for Minister of External Affairs, Housing of Unitech Ltd.
Transport & Logistics	~6%	Railway Stations & Agra Airport

Recent Major Orders (FY26)



Globe Civil Projects Ltd.

Large New Orders Strengthening Pipeline



Project



Client



Value



Timeline



Central University of
Punjab Campus



NBCC (India) Ltd



₹172.99 Cr



21 months



International Cricket
Stadium, Jhajjar



Haryana Cricket Association



₹222.20 Cr



24 months



Sports Complex & HT Ring Main,
NIT Delhi



TCIL



₹13.11 Cr



12 months



Kotak School of Sustainability,
IIT Kanpur



IIT Kanpur

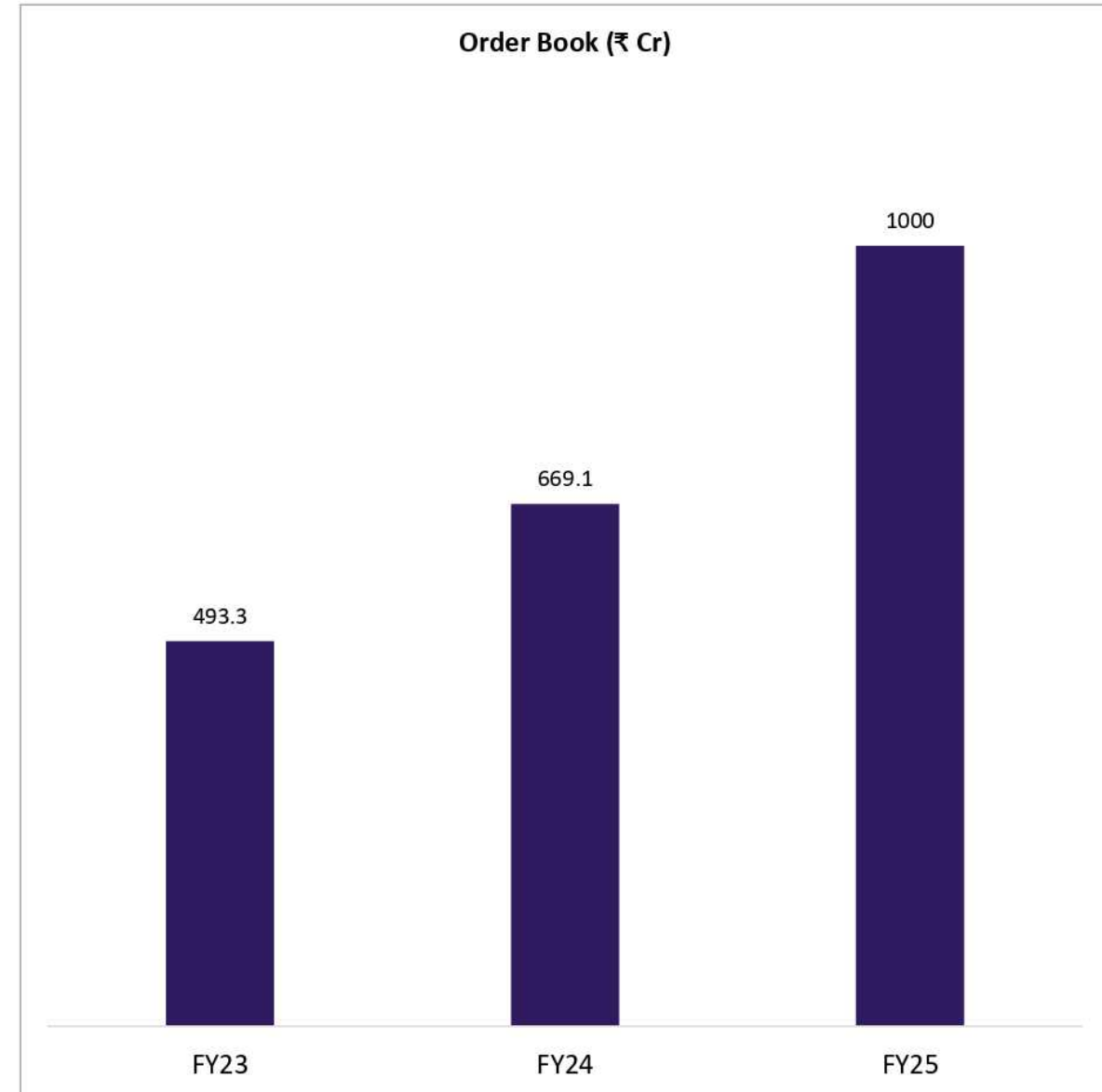
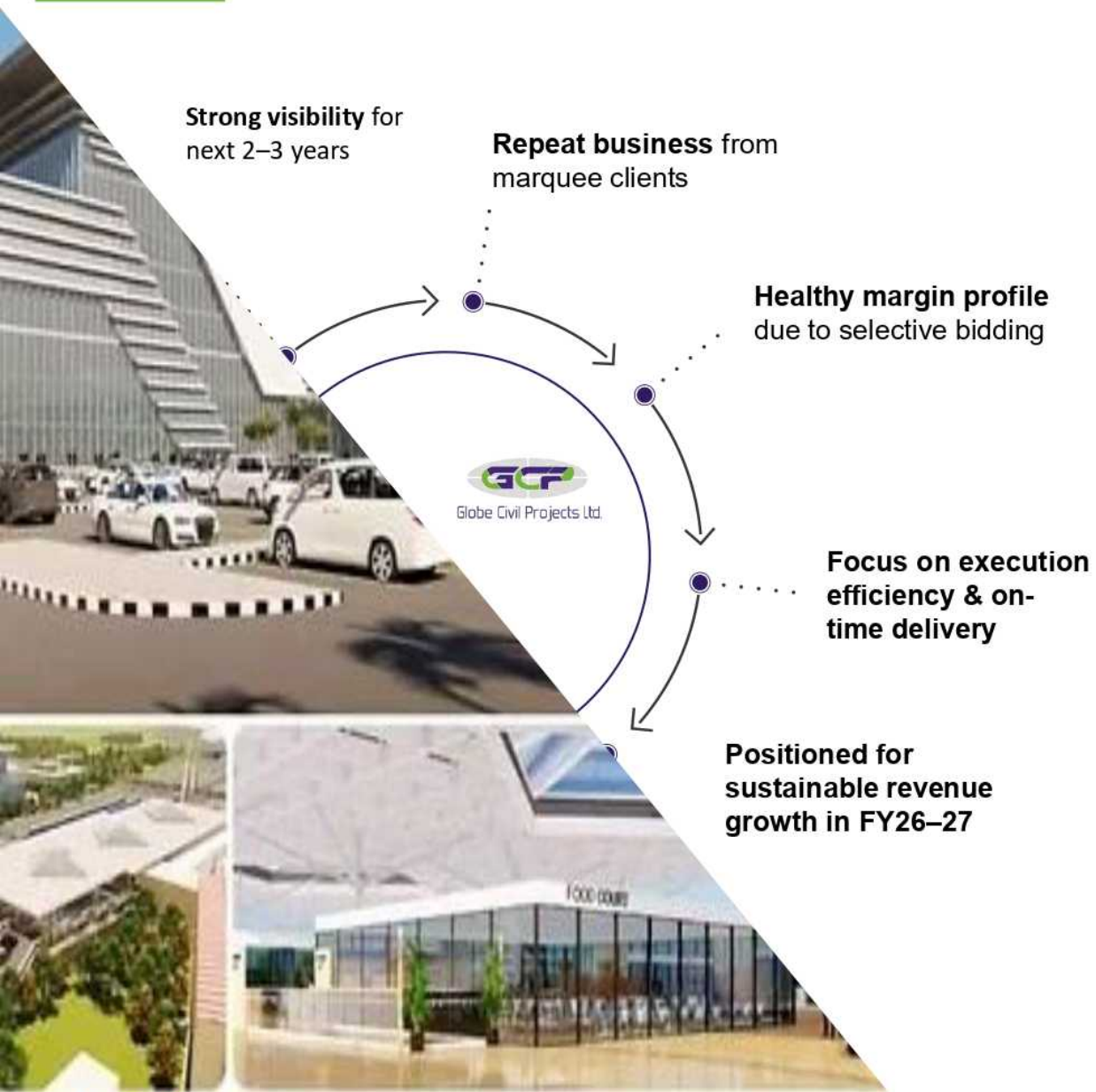


₹61.79 Cr



16 months

Key Insights & Outlook





Financial Overview

Profit & Loss Statement – Q2 & H1 FY26

In ₹ Mn

Particulars	Q2 FY26	Q1 FY26	QoQ	H1 FY26
Revenues	937.58	673.50		1,611.08
Other Income	10.23	3.48		13.71
Total Income	947.81	676.98	40.01%	1,624.79
Raw Materials	757.20	518.14		1,275.34
Employee costs	26.64	21.37		48.01
Other expenses	24.07	18.66		42.73
Total Expenditure	807.91	558.17		1,366.08
EBITDA	129.67	115.33	12.43%	245.00
Interest Costs	46.53	42.94		89.47
Depreciation	8.08	7.67		15.75
PBT	85.29	68.20	25.06%	153.49
Tax	25.48	17.62		43.10
Share of P/L of Associate Companies	(0.06)	(0.08)		(0.14)
PAT	59.75	50.50	18.32%	110.25

Consolidated Profit & Loss Statement


In ₹ Mn

Particulars	FY23	FY24	FY25
Revenues	2,333.45	3,321.62	3,785.76
Other Income	18.24	26.52	29.92
Total Income	2,351.69	3,348.14	3,815.68
Raw Material Expenses	2,027.73	2,711.48	3,025.98
Employee costs	50.42	77.97	90.02
Other expenses	47.27	85.63	133.82
Total Expenditure	2,125.42	2,875.08	3,249.82
EBITDA	208.03	446.54	535.94
Finance Costs	126.86	224.80	194.43
Depreciation	32.03	38.37	38.98
PBT	67.38	209.89	332.45
Tax	18.83	56.10	91.93
Net Profit	48.55	153.79	240.52
Share of P/L of Associate Companies	-0.04		-0.01
Other Comprehensive Income	1.38	-1.50	0.91
Total Comprehensive Income	49.89	152.29	241.42
EPS	1.13	3.58	5.52

Consolidated Balance Sheet

Equities & Liabilities	FY23	FY24	FY25
Equity	624.41	776.69	1,062.73
Net Worth	624.41	776.69	1,062.73
<u>Non Current Liabilities</u>			
Non Current Borrowings	129.31	121.07	132.44
Lease Liabilities	1.63		
Long Term Provision	4.13	5.01	5.82
Other financial Liabilities	298.17	358.59	69.50
Total Non Current Liabilities	433.24	484.67	207.76
<u>Current Liabilities</u>			
Current Borrowings	840.64	1123.70	1350.00
Lease Liabilities	2.28	1.63	
Trade Payables	423.06	597.67	705.76
Other financial Liabilities	34.12	34.41	95.86
Current Tax Liabilities (Net)			26.62
Short Term Provisions	2.83	6.35	4.42
Other Current Liabilities	389.84	152.56	215.20
Total Current Liabilities	1,692.77	1,916.32	2,397.86
Total Liabilities	2,750.43	3,177.68	3,668.35

Assets	FY23	FY24	FY25
<u>Non Current Assets</u>			
Fixed assets	209.29	287.11	264.73
Non Current Investments	0.28	0.28	0.27
Other Non Current Financial Assets	142.63	44.60	222.27
Deferred Tax Assets (Net)	9.23	12.35	17.20
Other Non Current Assets	2.23	4.87	4.04
Total Non Current Assets	363.66	349.21	508.51
<u>Current Assets</u>			
Inventories	805.14	936.16	1,115.39
Trade receivables	680.50	959.45	1,364.85
Cash & Bank Balance	6.11	252.44	69.72
Other Current Assets	895.02	680.42	609.88
Total Current Assets	2,386.77	2,828.47	3,159.84
Total Assets	2,750.43	3,177.68	3,668.35



Industry Highlights

Indian EPC Sector Poised For Sustained Growth

Large EPC companies are projected to grow **9–11% in FY26**, up from **8.3% in FY25**, supported by steady **infrastructure capex** and **robust order inflows**.

Order book-to-revenue ratio has improved to **3.7x (Mar 2025)**, reflecting healthy execution visibility.

Operating margins are expected to rise to **~9.5% in FY26**, aided by stable input costs and completion of older projects.

Infrastructure accounts for ~75% of India's total capital expenditure, underscoring the EPC sector's central role in national development.

Private sector participation in infrastructure is expected to increase from **9% in FY25 to 11% in FY26**, driven by renewed **BOT road projects** and **renewable energy investments**.

Overseas contribution continues to expand, forming **~27% of total order books** (vs. 23% in FY24).



Construction Sector Overview

The construction sector is a key component of the Indian economy with linkages across more than **250+** sub sectors.

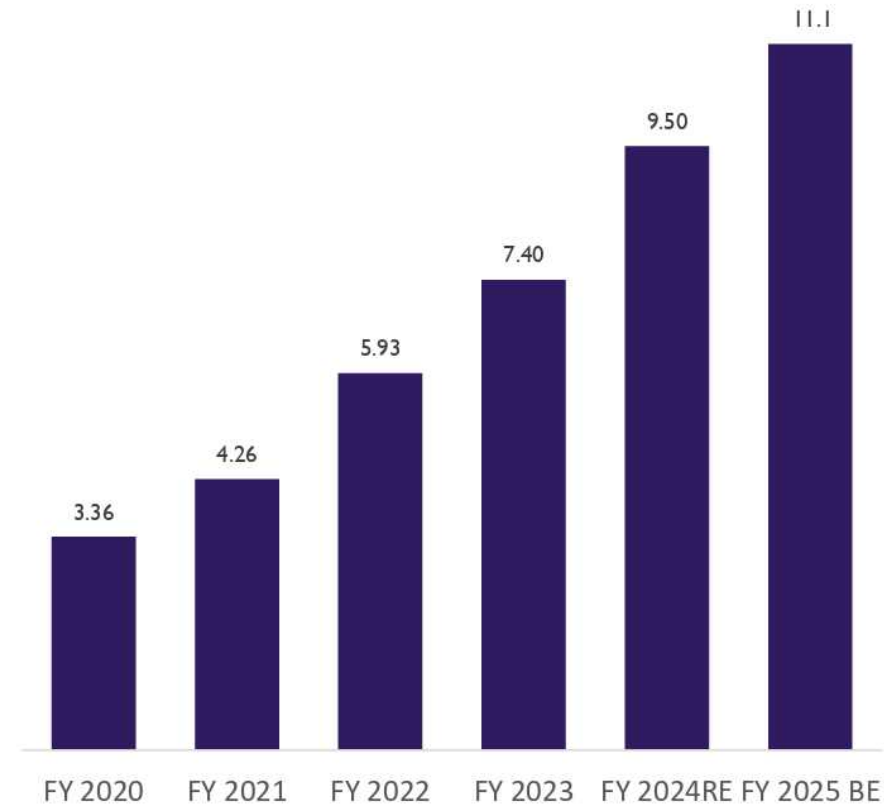
Good infrastructure is essential to support overall economic growth. As the government targets to make India a **\$ 5** trillion economy by **2027-28**,

infrastructure remains a thrust area for the government

Government Budgetary Allocation to Infrastructure Sector

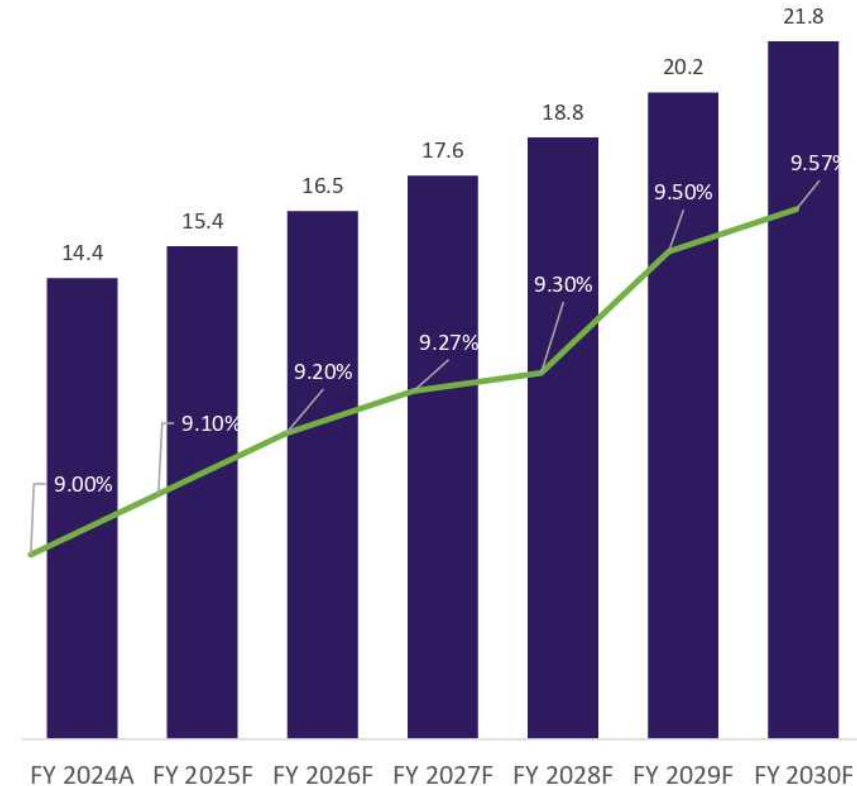
Growing infrastructure spending is vital for overall infrastructure development as it has a multiplier effect on overall economic growth.

Union Government's Budgetary Allocation for Cap Ex (in INR trillion)



India's construction market is expected to be the 2nd largest globally by 2030, with construction sector GVA expected to grow to INR 21.8 trillion, projected to grow at 7.2% CAGR between FY 2024-30.

Projected Gross Value Addition - Construction (in INR trillion)





Management Overview

Experienced Board Of Directors



Globe Civil Projects Ltd.



Ved Prakash Khurana

Chairman and Whole-time Director

- Associated with our Company since 2002.
- 3+ decades of exp. in the field of civil construction.
- Experience in directing business in new and growth areas, targeting senior level assignments in project management, business development, finance management, site management, purchase operations, contract management functions of our Company



Vipul Khurana

Managing Director

- Associated with our Company since 2004.
- Bachelor of Science (Information Systems Engineering) degree from University of Westminster, London (2004).
- 20+ years of experience in the field in which our Company operates.
- Leads the business development and project management functions of our Company.



Nipun Khurana

Managing Director

- Associated with our Company since 2008.
- Bachelor of Engineering (Civil Engineering) degree from Bharati Vidyapeeth University, Pune (2008).
- 16+ years of experience in the field in which our Company operates.
- Responsible for building and leading teams to deliver engineering projects, as per client specifications.

Dayal Sarup Sachdev | Independent Director

- Bachelor of Science (Civil Engineering) degree from University of Delhi, Delhi (1971) and a Diploma in Project Management from Punjabi University, Patiala (1983)
- 3+ decades of experience in working with the Central Public Works Department, New Delhi and retired as Director General (Works) w.e.f. July 31, 2009.

Nalini Shastri Vanjani | Independent Director

- Bachelor of Commerce degree from Osmania University, Hyderabad (1979), a qualified CA and a member of the ICAI (1983)
- 3+ decades of experience in working with Power Finance Corporation of India Limited and worked as Executive Director in the finance division

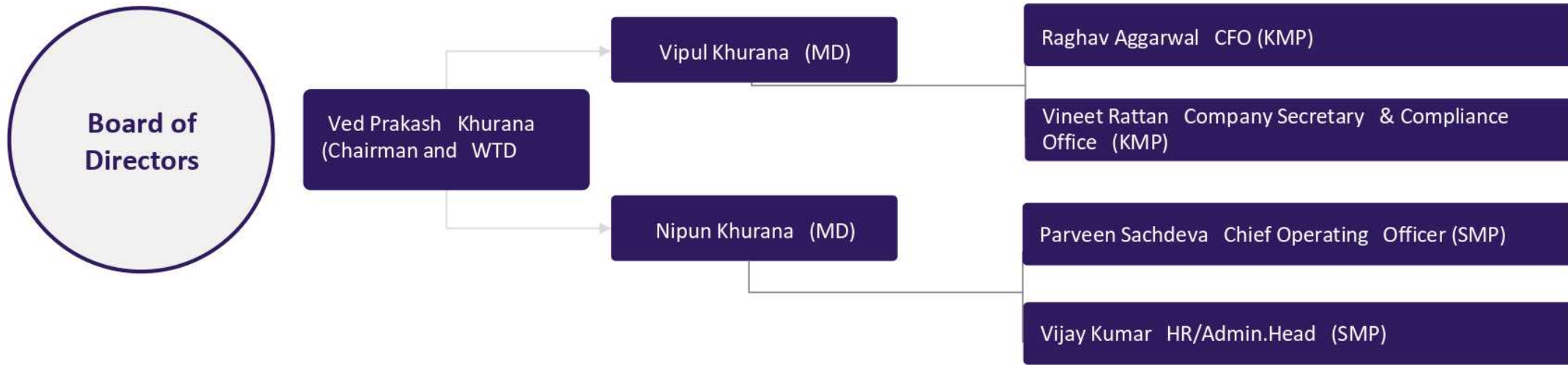
Radhakrishnan Nagarajan | Independent Director

- Bachelor of Commerce degree from University of Madras.
- Holds memberships with the ICAI (2012) (fellow member), the Institute of Cost and Works Accountants of India, New Delhi (1993) (associate member) & the Indian Institute of Bankers (1990) (associate member)
- 3+ decades of experience in the field of banking and finance. He was associated with Andhra Bank & Power Finance Corporation of India Limited as Director in Finance, prior to joining our Company.

Rajender Pal Chandel | Independent Director

- Bachelor of Commerce degree from University of Delhi, Delhi (1983) and Master of Commerce (Accountancy and Business Statistics) degree from University of Rajasthan, Jaipur (1987). He is also an Insolvency Professional registered with IBBI.
- 3+ decades of experience in the field of banking. Prior to joining our Company, he was associated with Canara Bank and retired as Chief Manager w.e.f. July 31, 2021.

Management Team



Along with our Managing Directors, Vipul Khurana and Nipun Khurana, and our Chairman & Whole-time Director, Ved Prakash Khurana, the KMPs and SMPs of our company are as follows:

Raghav Aggarwal

Chief Financial Officer

- Holds a Bachelor of Commerce degree from Ramjas College, University of Delhi (2010). Qualified CA (2011).
- 10+ years of post-qualification experience in the field of finance.

Vineet Rattan

Company Secretary & Compliance Officer

- Holds a Bachelor of Commerce degree from the University of Delhi (2010) and is a qualified Company Secretary, becoming a Fellow of ICSI in 2022.
- Also holds an LLB (2020) and a PG Diploma in Banking & Finance from Symbiosis (2017).
- 9+ years of experience.

Parveen Sachdeva

Chief Operating Officer

- He has been associated with our Company since 2002.
- Holds Bachelor of Engineering (Civil Engineering) degree from Nagpur University, Nagpur(1991) and a Master of Business Administration degree from Indira Gandhi National Open University, New Delhi (2003).
- 34+ years of experience in leading multiple projects in their planning, design, bidding and construction phases.

Vijay Kumar

Human Resources Manager

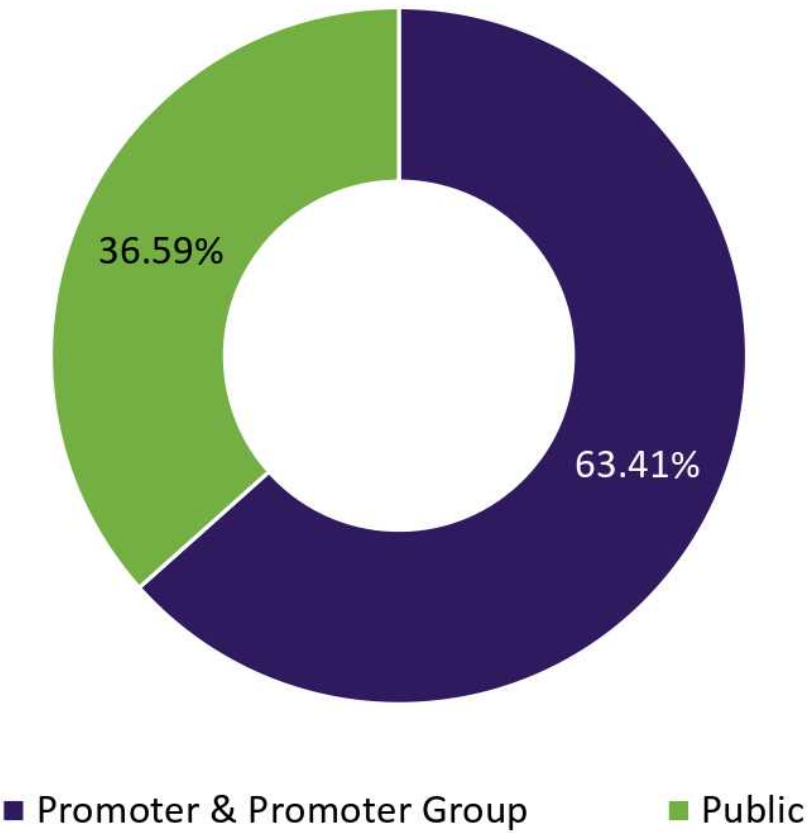
- He has been associated with our Company since 2009.
- Holds Diploma in Civil Engineering (1992) from the Board of Technical Education, Delhi.
- 14+ years of experience in human resources management

As on 25/11/2025

BSE : 544424 | NSE: INE0V3U01015

Share Price (₹)	64.58
Market Capitalization (₹ Cr)	385.67
No. of Shares	5,97,18,999
Face Value (₹)	10.00
52 week High-Low (₹)	95.00 – 60.00

Shareholding Pattern



Thank You



Globe Civil Projects Ltd.

Globe Civil Projects Limited

D-40, Okhla Industrial Area, Phase 1,
New Delhi - 110020

Email : info@globecivilprojects.in

Contact No. +91-11-46561560

Investor Relations Advisor



EquiBridgeX Advisors Pvt. Ltd.

Ms. Pooja Gandhi

Email: info@equibridgex.com

Website: www.equibridgex.com