

January 24, 2026

To,
The Listing Department
BSE Limited,
Phiroze Jeejeebhoy Towers,
Dalal Street,
Mumbai – 400001

To,
The Listing Department
National Stock Exchange of India Ltd.,
Exchange Plaza,
Bandra Kurla Complex, Bandra (East),
Mumbai – 400051

Dear Sir / Madam,

Sub.: Revisions in Investor Presentation

Ref: NSE Symbol – CRAMC and BSE Scrip Code – 544580

This is further to our letter dated January 20, 2026 for filing an Investor Presentation related to earnings call with investors and analysts scheduled to be held on Tuesday, January 27, 2026 at 10.00 a.m. (IST).

In this regard we wish to bring to your kind attention that we have modified certain notes to bring more clarity to the investors.

Accordingly, please find enclosed herewith a revised copy of the Investor Presentation.

Kindly take the same on record.

Yours faithfully,
For Canara Robeco Asset Management Company Limited

Ashutosh Pramod Vaidya
Company Secretary & Compliance Officer
Membership No.: A14242

Investor Presentation for Q3 & 9M FY'26

Table of Contents

01.

CRAMC At a Glance

- AUM & SIP
- Financials
- Customer & Distribution Outreach

02.

Mutual Fund Industry Overview

- Industry AUM
- Industry MAAUM
- Industry SIP Flows and AUM

03.

CRAMC Performance Overview

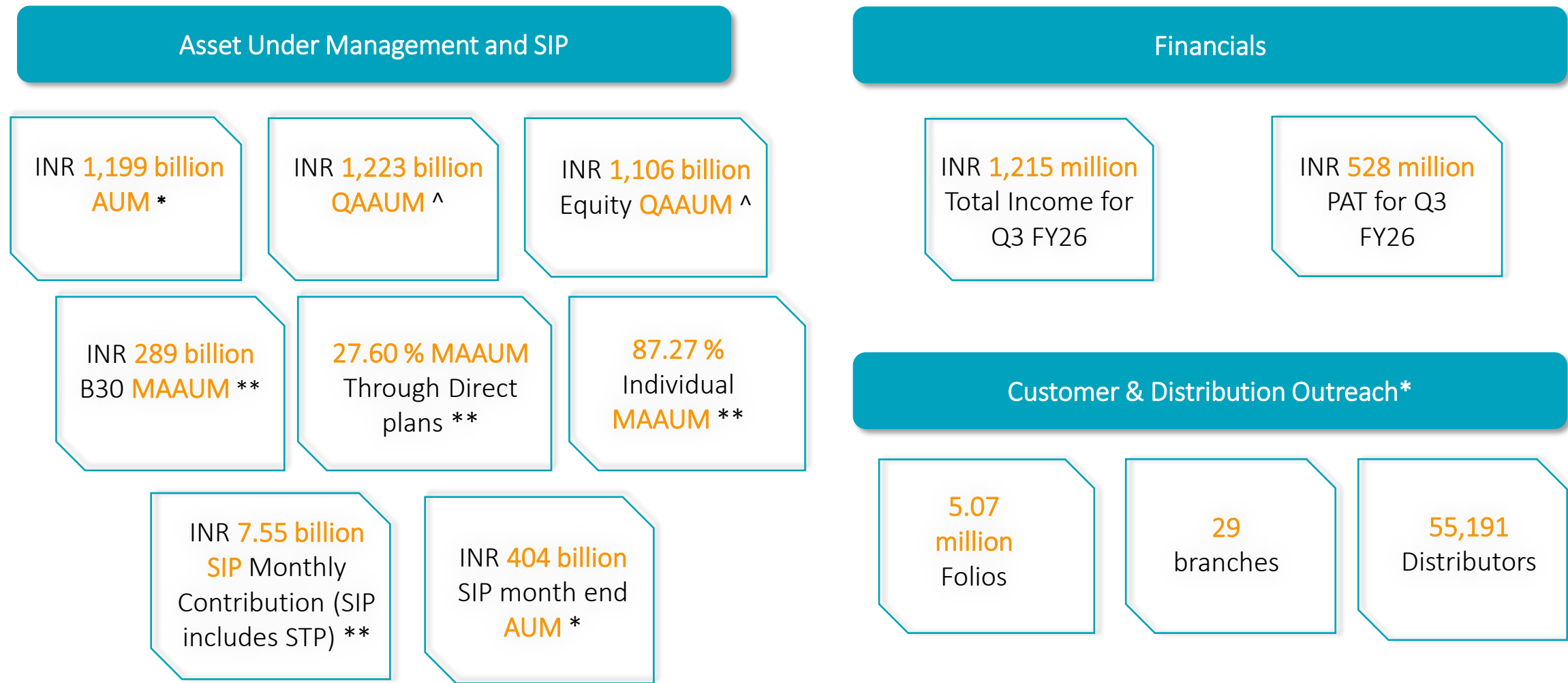
- AUM Highlights
- Investor Base
- B-30 MAAUM
- Systematic Transactions
- Multi Channel Distribution
- Digital Ecosystem

04.

CRAMC Financial Overview

- Quarterly P&L
- Nine Months P&L
- Balance Sheet

CRAMC At A Glance

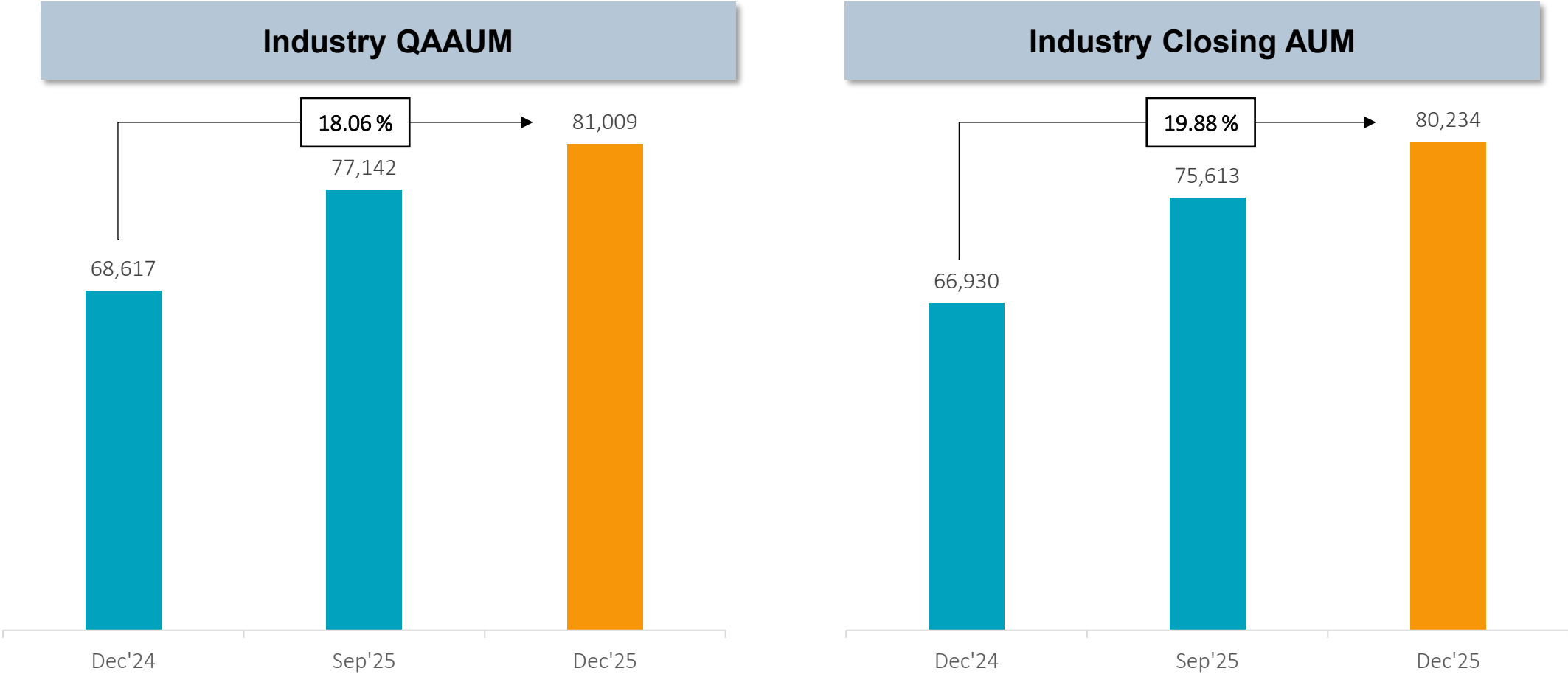


* as of Dec 31, 2025, ^ for the quarter ended Dec'25, **for the month of Dec'25

Mutual Fund Industry

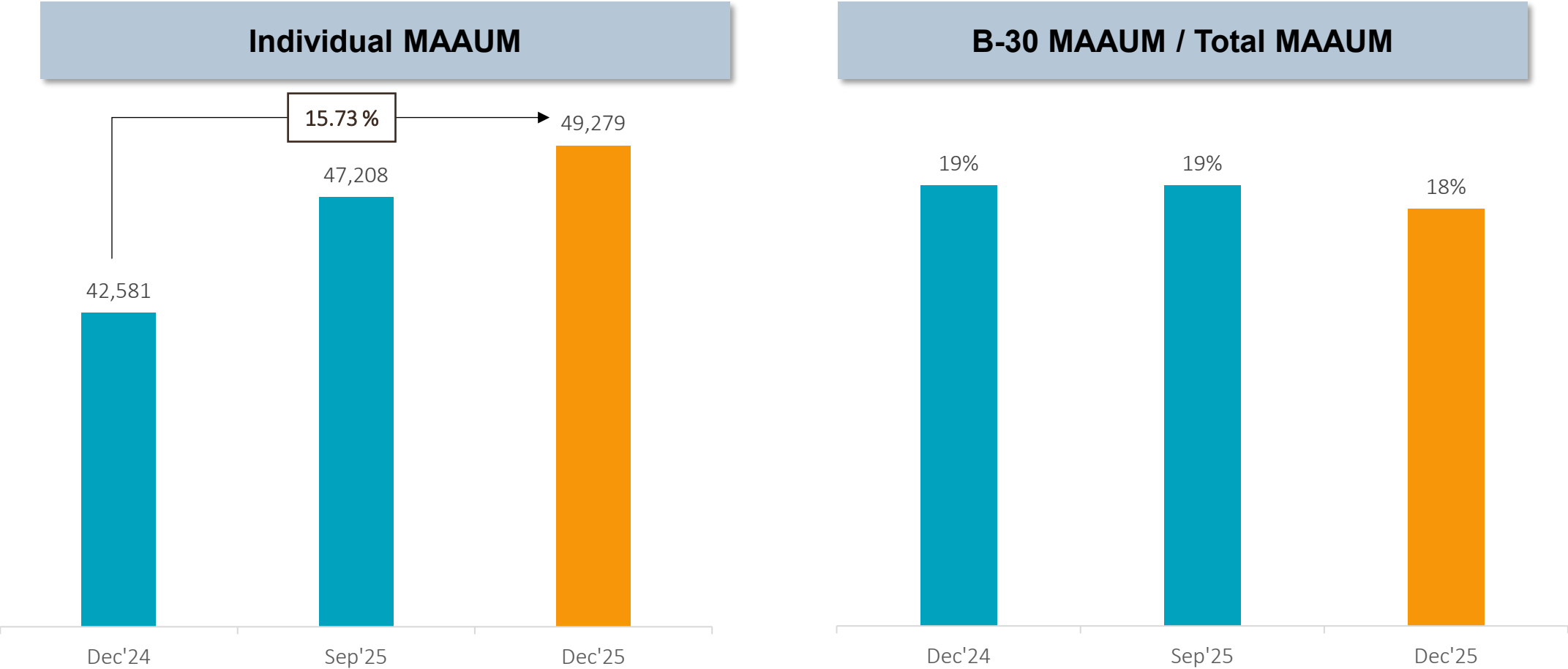
Industry AUM

INR Billion



Industry MAAUM by Investor Category and Location

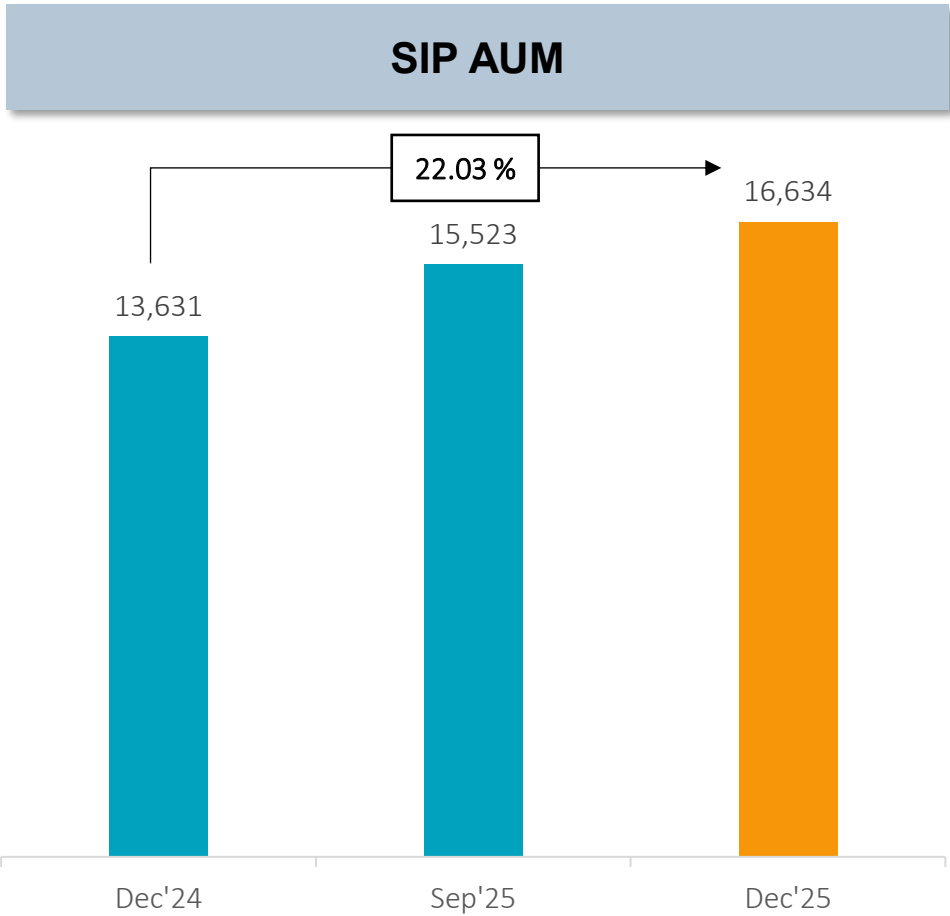
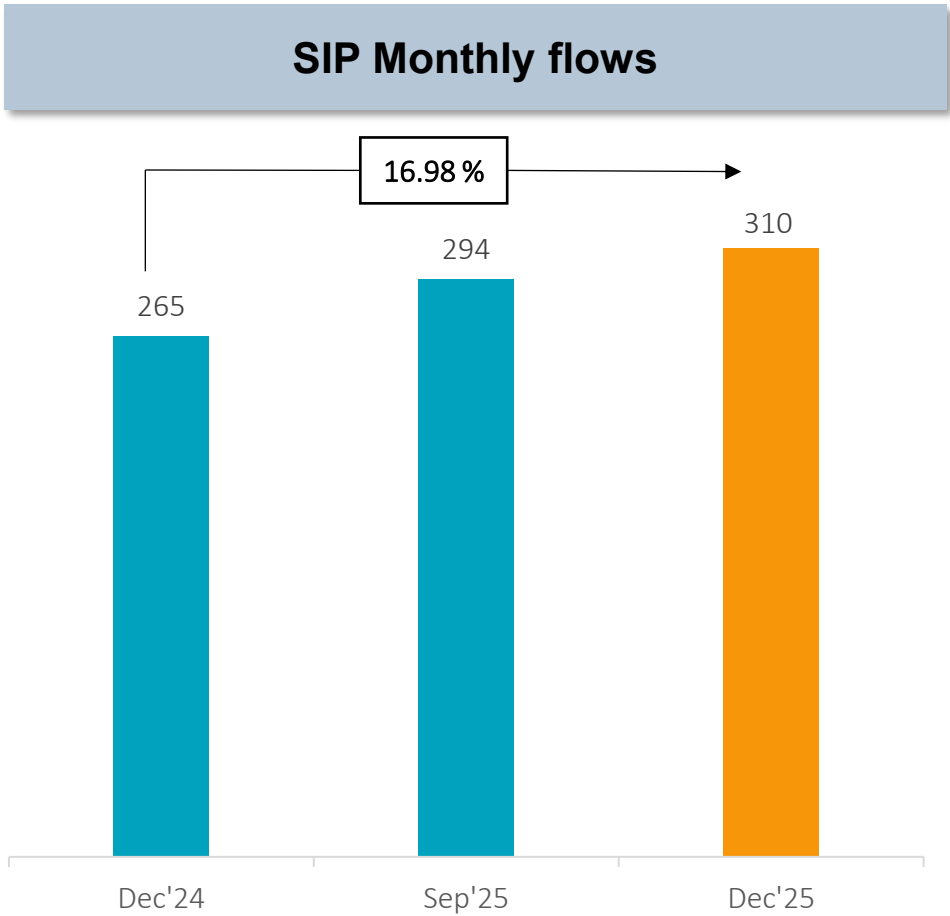
INR Billion



Source - AMFI; Individual = Retails + HNI

Industry SIP Flows and AUM

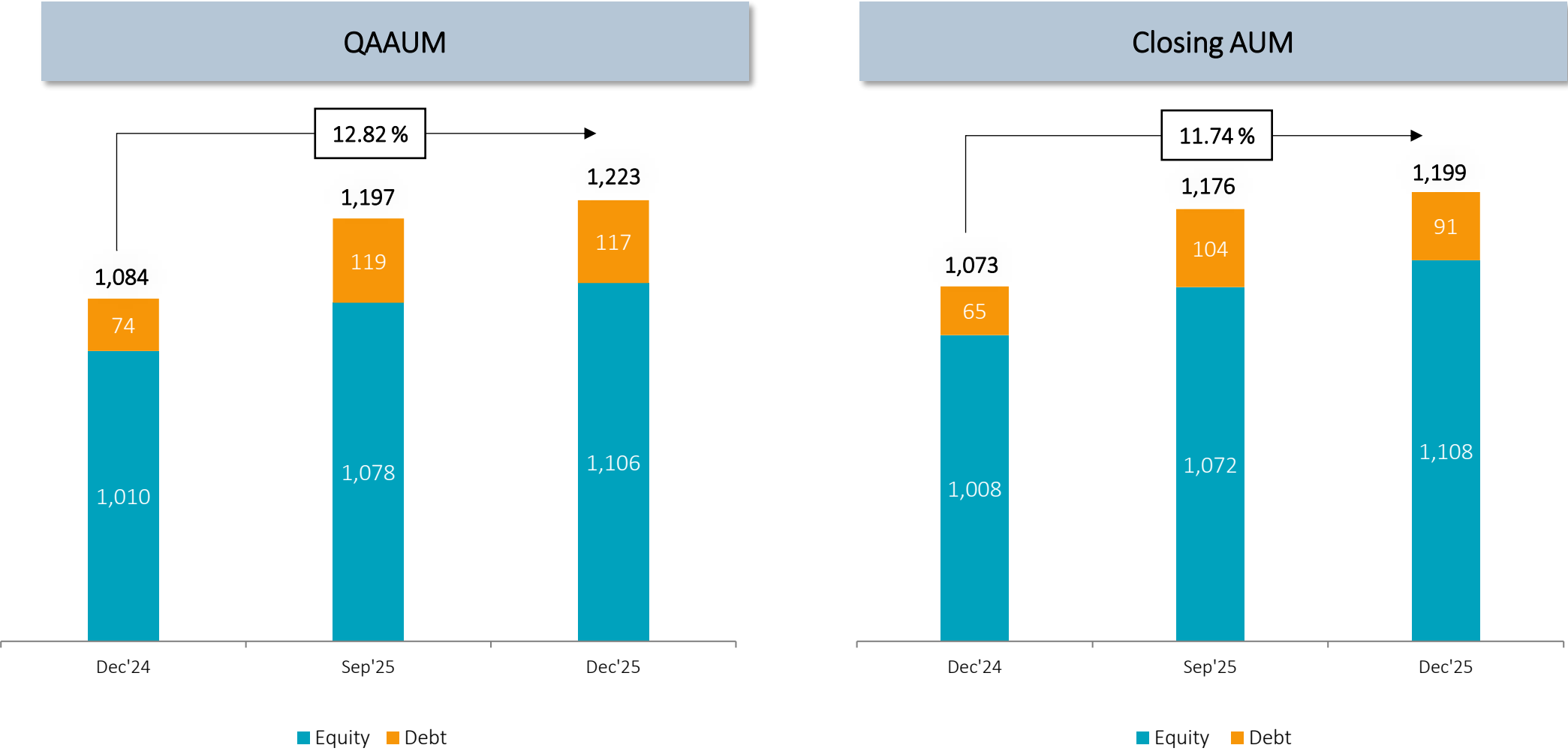
INR Billion



CRAMC Performance Overview

AUM Highlights

INR Billion

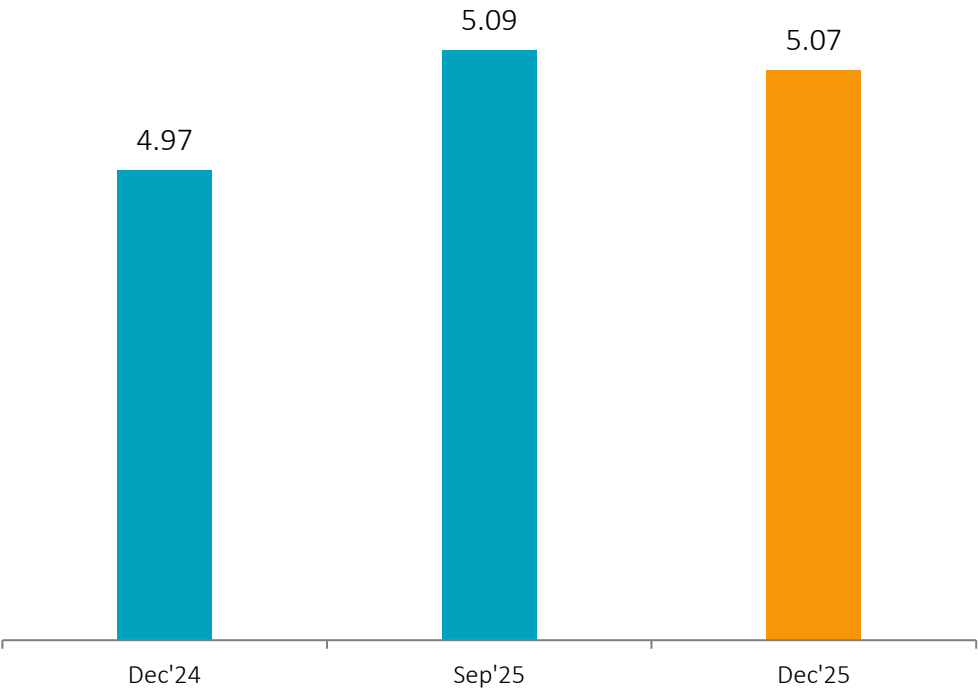


Source- Internal; Note: Numbers have been rounded off to the nearest integer

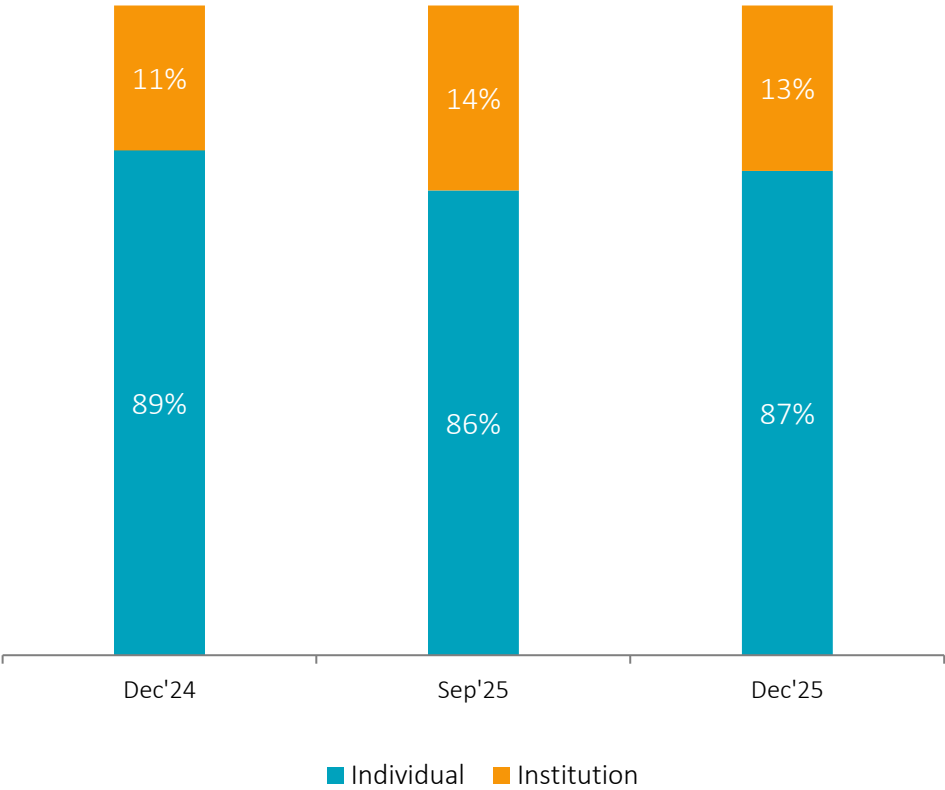
Investor Base

Number of Folios

In Million



Investor Segment Wise MAAUM (%) Split

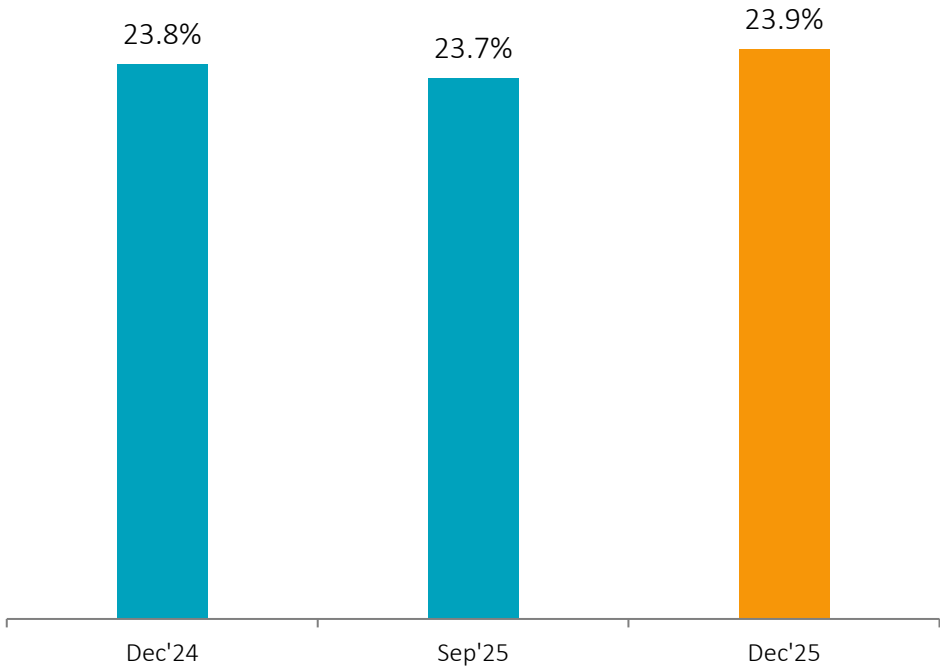
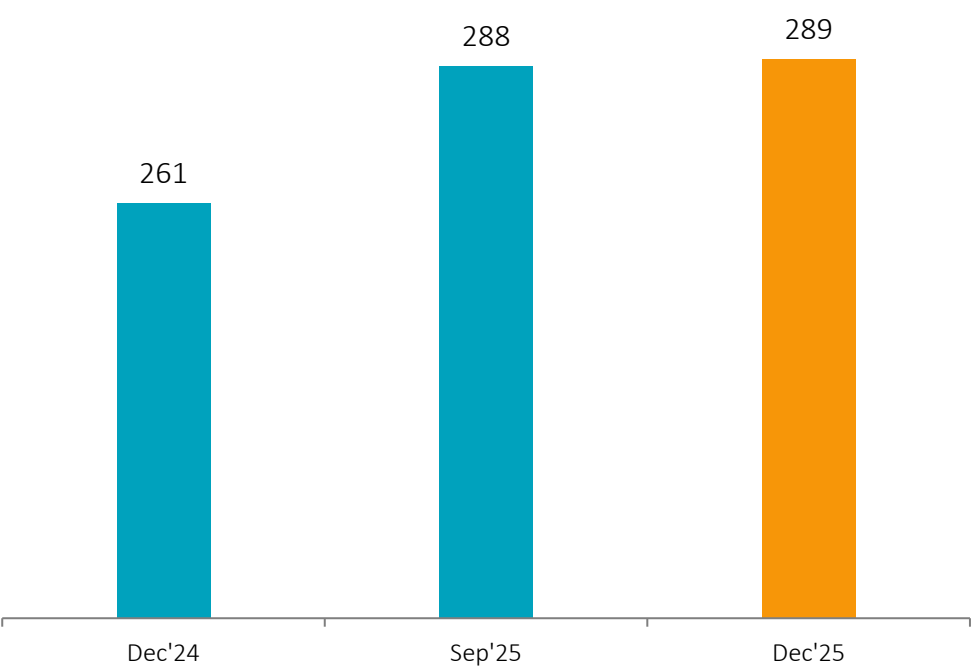


B-30 MAAUM

B-30 MAAUM

B-30 MAAUM / Total MAAUM (%)

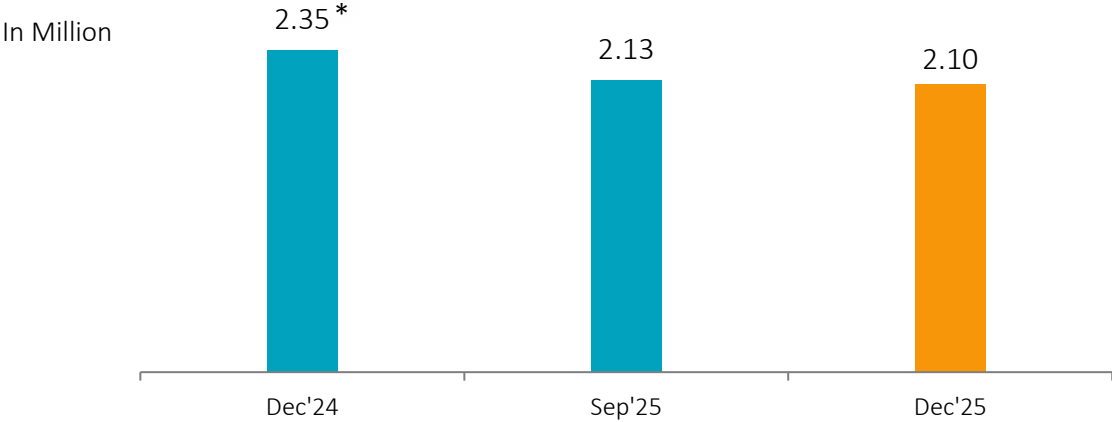
In Billion



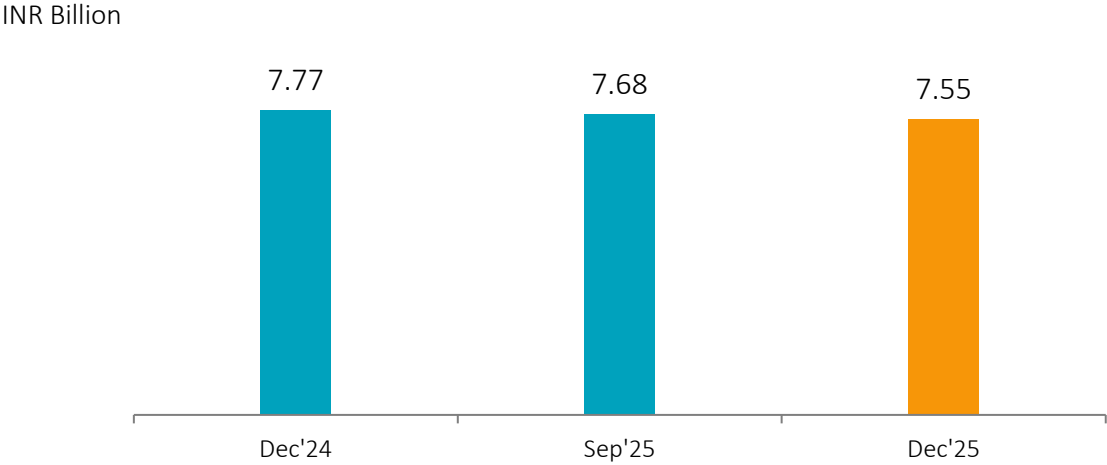
Source- Internal; Note: Numbers have been rounded off to the nearest integer

Systematic Transactions

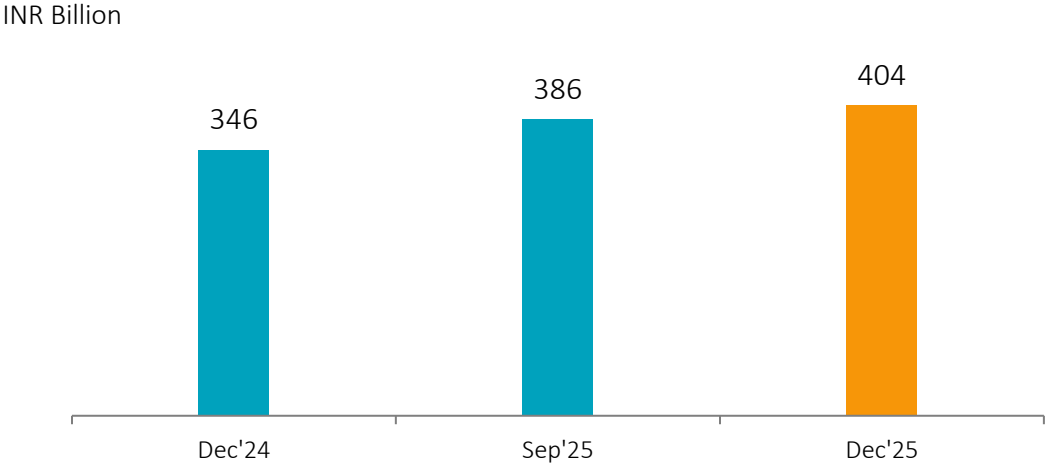
Number of outstanding SIP accounts



SIP Monthly Contribution (SIP includes STP)



SIP Month End AUM

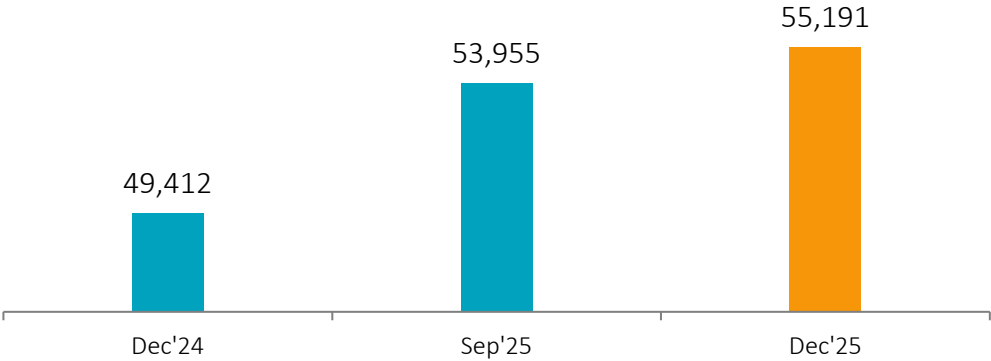


Inspired Investing for every Indian household

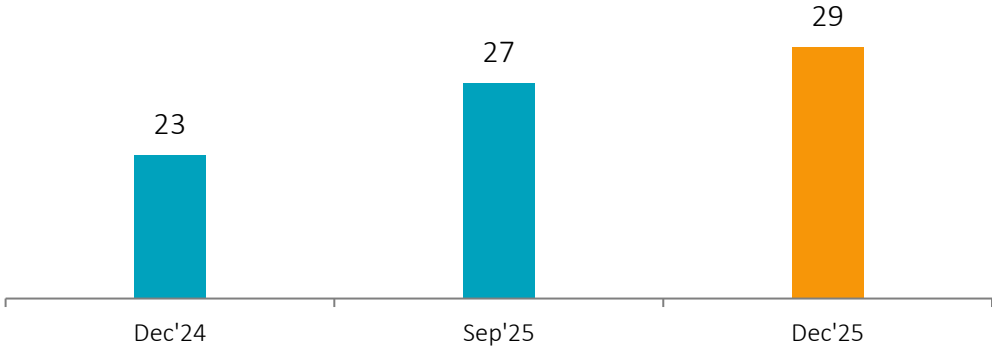
*includes past/legacy data, which were excluded Apr'25 onwards as directed by SEBI / AMFI

Multi channel Distribution Network

Number of Distributors

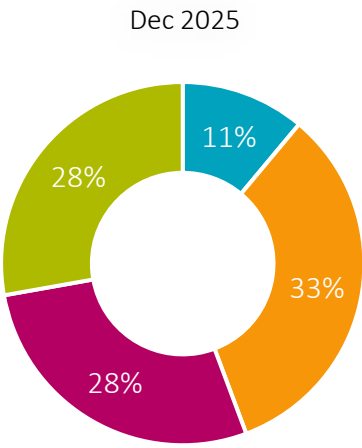
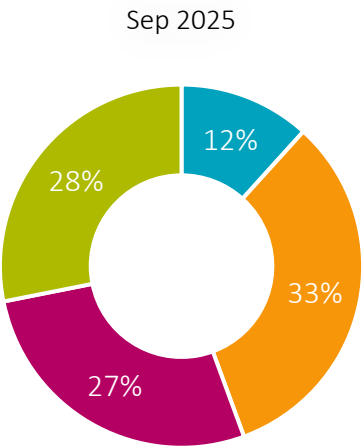
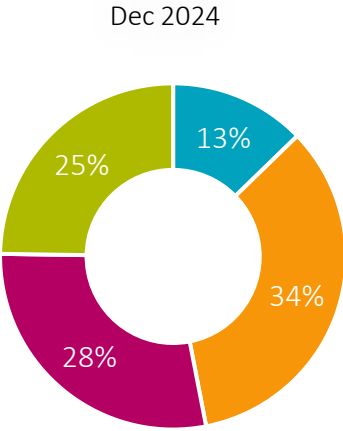


Number of Branches



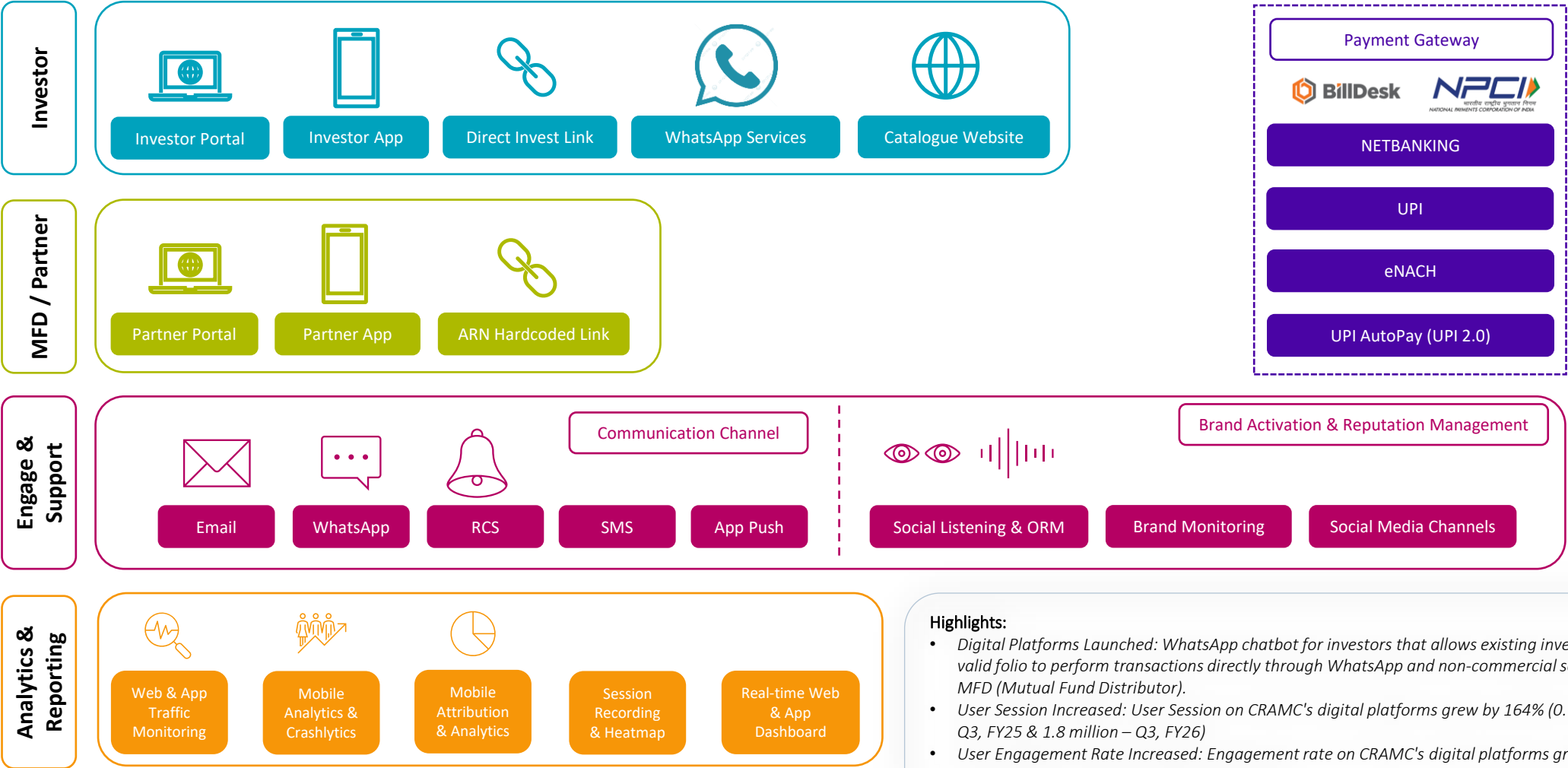
Distributor Segment wise MAAUM (%)

- Banks
- Mutual Fund Distributors
- National Distributors
- Direct



Source- Internal; Note: Percentages have been rounded off

Our Digital Ecosystem



- Highlights:**
- Digital Platforms Launched: WhatsApp chatbot for investors that allows existing investors with valid folio to perform transactions directly through WhatsApp and non-commercial services for MFD (Mutual Fund Distributor).
 - User Session Increased: User Session on CRAMC's digital platforms grew by 164% (0.7 million – Q3, FY25 & 1.8 million – Q3, FY26)
 - User Engagement Rate Increased: Engagement rate on CRAMC's digital platforms grew by 35.5% (59.5% – Q3, FY25 & 80.6%– Q3, FY26)

Data as of December 2025

CRAMC Financial Overview

Consolidated Statement of Profit and Loss Account - Quarterly

INR Mn	Q3 FY26	Q3 FY25	Y-o-Y %	Q2 FY26	Q-o-Q %
Revenue from Operations	1,098	960	14%	1,039	6%
Other Income	117	6	2011%	41	186%
<i>Net Gain/Loss On fair value changes</i>	116	6	1763%	37	210%
<i>Other Income</i>	1	0	319%	4	(60%)
Total Income	1,215	966	26%	1,080	12%
Finance Cost	5	4	20%	5	0%
Employee Benefits Expense*	328	198	65%	257	28%
Depreciation and Amortization	20	13	52%	18	10%
Other Expenses	157	108	45%	140	12%
Total Expenses	510	323	58%	420	21%
Profit Before Tax	705	643	10%	660	7%
Tax Expense	177	164	8%	173	2%
Profit After Tax	528	479	10%	487	8%

* Includes INR 5.15 crore pertaining to one time expense towards the implementation of "New Labour Code".

Consolidated Statement of Profit and Loss Account – Nine months ended

INR Mn	9M FY26	9M FY25	Y-o-Y %
Revenue from Operations	3,107	2,633	18%
Other Income	401	397	1%
<i>Net Gain/Loss On fair value changes</i>	393	396	(1%)
<i>Other Income</i>	8	1	668%
Total Income	3,508	3,030	16%
Finance Cost	15	13	14%
Employee Benefits Expense*	834	622	34%
Depreciation and Amortization	54	36	50%
Other Expenses	441	366	21%
Total Expenses	1,344	1,037	30%
Profit Before Tax	2,164	1,993	9%
Tax Expense	540	503	7%
Profit After Tax	1,624	1,490	9%

* Includes INR 10.15 crore pertaining to one time expense (INR 5.15 crore towards the implementation of “New Labour Code” and INR 5 crore towards employee recognition).

Inspired Investing for every Indian household

Note: Numbers and Percentages have been rounded off to the nearest integer

Income Regrouping

INR Million

As per DRHP & RHP :-									
Particulars	For the nine months ended December 31, 2025 *	For the nine months ended December 31, 2024	For the six months ended September 30, 2025 *	For the six months ended September 30, 2024 *	For the quarter ended June 30, 2025	For the quarter ended June 30, 2024	For the year ended March 31, 2025	For the year ended March 31, 2024	For the year ended March 31, 2023
Revenue From Operations									
(i) Asset Management Services	3,107.41	2,632.89	2,009.71	1,672.89	970.48	804.33	3,645.45	2,698.63	1,906.79
(ii) Net Gain On Fair Value Changes	393.02	396.03	277.50	389.83	240.21	213.63	391.50	482.27	139.16
I Total Revenue From Operations	3,500.43	3,028.92	2,287.21	2,062.72	1,210.69	1,017.96	4,036.95	3,180.90	2,045.95
II Other Income	7.68	1.54	6.26	1.20	2.70	0.53	3.00	6.94	2.04
III Total Income (I + II)	3,508.11	3,030.45	2,293.47	2,063.92	1,213.39	1,018.49	4,039.95	3,187.84	2,047.99

Revised :-									
Particulars	For the nine months ended December 31, 2025	For the nine months ended December 31, 2024	For the six months ended September 30, 2025	For the six months ended September 30, 2024	For the period ended June 30, 2025	For the period ended June 30, 2024	For the year ended March 31, 2025	For the year ended March 31, 2024	For the year ended March 31, 2023
Revenue From Operations									
(i) Asset Management Services	3,107.41	2,632.89	2,009.71	1,672.89	970.48	804.33	3,645.45	2,698.63	1,906.79
I Total Revenue From Operations	3,107.41	2,632.89	2,009.71	1,672.89	970.48	804.33	3,645.45	2,698.63	1,906.79
Other Income									
(i) Interest & Misc. Income	7.68	1.53	6.26	1.20	2.70	0.53	3.00	6.94	2.04
(ii) Net Gain On Fair Value Changes	393.02	396.03	277.50	389.83	240.21	213.63	391.50	482.27	139.16
II Total Other Income	400.70	397.56	283.76	391.03	242.91	214.16	394.50	489.21	141.20
III Total Income (I + II)	3,508.11	3,030.45	2,293.47	2,063.92	1,213.39	1,018.49	4,039.95	3,187.84	2,047.99

* Shown as per filing of DRHP & RHP

Balance Sheet As At

INR Mn	31.12.2025	31.03.2025
Share Capital	1,994	1,994
Other Equity	5,029	4,006
Total Equity	7,023	6,000
Financial Liabilities	526	209
Non-Financial Liabilities	496	531
Total Equity & Liabilities	8,045	6,740
Investments	6,874	6,041
Other Financial Assets	846	454
Non-Financial Assets	325	245
Total Assets	8,045	6,740

Note: Numbers have been rounded off to the nearest integer

Annexure

Abbreviations

Abbreviations	Expansion
AUM	Asset Under Management
SIP	Systematic Investment Plan
STP	Systematic Transfer Plan
QAAUM	Quarterly Average Asset Under Management
MAAUM	Monthly Average Asset Under Management
AMFI	Association of Mutual Funds in India
MFD	Mutual Fund Distributor

Notes to Financials

1. *The financial results of Canara Robeco Asset Management Company Limited (the 'Company') have been prepared in accordance with the recognition and measurement principles laid down in Indian Accounting Standards 34 - Interim Financial Reporting, notified under Section 133 of the Companies Act, 2013, read with Companies (Indian Accounting Standards) Rules, 2015, as amended from time to time, and other accounting principles generally accepted in India and in compliance with Regulation 33 of the SEBI (Listing Obligations and Disclosure Requirements) Regulations, 2015, as amended from time to time.*
2. *The above financial results for the quarter and nine months ended December 31, 2025, which have been subjected to a Limited Review by the Statutory Auditors of the Company, have been reviewed by the Audit Committee of the Board of Directors and subsequently approved by the Board of Directors at its meeting held on January 20, 2026, in terms of Regulation 33 of the Securities and Exchange Board of India (Listing Obligations and Disclosure Requirements) Regulations, 2015, as amended from time to time.*
3. *The Company is in the business of providing asset management services to the schemes of Canara Robeco Mutual Fund and advisory services to clients. The Company's financial results are largely reflective of the asset management business, and accordingly there are no separate reportable segments as per Ind AS 108 - Operating Segment.*
4. *During the quarter ended December 31, 2025, the Company has completed the Initial Public Offering (IPO) - Offer for Sale (OFS) of 4,98,54,357 equity shares with a face value of Rs.10 and listed on both the National Stock exchange (NSE) and the Bombay Stock Exchange (BSE) on October 16, 2025.*
5. *During the period ended December 31, 2025, the Company had declared and paid a final dividend of Rs. 1.50 per equity share (face value of Rs. 10 each) for the year ended March 31, 2025, as approved by its Board of Directors at the meeting held on May 05, 2025. The same has also been approved by the Shareholders of the Company at the Annual General Meeting held on July 28, 2025.*
6. *During the period ended December 31, 2025, the Company had declared an interim dividend of Rs. 1.50 per equity share (face value of Rs. 10 each) for the year ended March 31, 2026, as approved by its Board of Directors at the meeting held on December 16, 2025.*
7. *Effective 21 November 2025, the Government of India has consolidated multiple existing labour legislations into a unified framework comprising four labour Codes collectively referred to as the 'New Labour Codes'. The Company has presented its financial results for the quarter and nine months ended December 31, 2025, after considering the impact of the aforesaid 'Labour Codes', based on an independent actuarial valuation. The Government is in the process of notifying related rules to the New 'Labour Codes' and the impact of these will be evaluated and accounted for in accordance with applicable accounting standards in the period in which they are notified.*
8. *The figures for the corresponding quarter ended December 31, 2024, as reported in the results, have been approved by the Company's Board of Directors but have not been subjected to limited review since the requirement of submission of quarterly financial results is applicable to the listing of equity shares of the Company from the quarter ended September 30, 2025.*
9. *The figures for the corresponding previous periods have been regrouped / reclassified wherever necessary, to make them comparable.*

Disclaimer

This presentation has been prepared by Canara Robeco Asset Management Company Limited ("Company"), solely to provide information about the Company to its stakeholders. The presentation may contain information about Canara Robeco Mutual Fund which has to be read and understood in the context of the Company's business, its operations and performance, and should not be construed as any form of communication/ advertisement of Canara Robeco Mutual Fund. No representation or warranty, express or implied is made as to, and no reliance should be placed on, the fairness, accuracy, completeness or correctness of such information or opinions contained herein. None of the Company nor any of its respective affiliates, advisers or representatives, shall have any liability whatsoever (in negligence or otherwise) for any loss howsoever arising from any use of this presentation or its contents or otherwise arising in connection with this presentation.

The information contained in this presentation is only current as of its date. The Company may alter, modify or otherwise change in any manner the content of this presentation, without obligation to notify any person of such revision or changes. Certain statements made in this presentation may not be based on historical information or facts and may be "forward-looking statements", including those relating to the Company's general business plans and strategy, its future financial condition and growth prospects, and future developments in its industry and its competitive and regulatory environment. Actual results may differ materially from these forward-looking statements due to number of factors, including future changes or developments in the Company's business, its competitive environment, information technology and political, economic, legal and social conditions in India.

Please note that this presentation is based on the publicly available information including but not limited to Company's website and Annual Reports.

This communication is for general information purposes only, without regard to specific objectives, financial situations and needs of any particular person. Please note that investments in securities are subject to risks including loss of principal amount.

This presentation does not constitute an offer or invitation to purchase or subscribe for any shares in the company and neither any part of it shall form the basis of or be relied upon in connection with any contract or commitment whatsoever.

Thank You

Mr. Rupesh Jadhav

Chief Investor Relationship Officer

Secretarial@canararobeco.com

Contact Details:- +912266585000

Investor Relations Advisors

Mr. Bhavya Agarwal

Bhavya.agarwal@adfactorspr.com

Ms. Shruti Jain

Shruti.jain@adfactorspr.com