

SYSTEMATIC INDUSTRIES LIMITED

(Formerly Known as SYSTEMATIC INDUSTRIES PRIVATE LIMITED)

REGISTERED OFFICE: 418, NIRMAL CORPORATE CENTRE, L.B.S. MARG, MULUND (W), MUMBAI - 400 080.

CIN L27320MH2000PLC125313; TEL: 022-41383900; FAX: 25684711

Website: www.systematicindustries.com Email: finance@systematicltd.com

Date: June 2, 2026

To,
The Manager,
Listing Department
BSE Limited

Phiroze Jeejeeboy Towers,
Dalal Street, Mumbai – 400001

Reference: Systematic Industries Limited (“the Company”)

Scrip Code: 544541 ISIN: INE1KLZ01011

Subject: Disclosure under Regulation 30 of SEBI (Listing Obligations and Disclosure Requirements) Regulations, 2015 - Presentation on Publication of Financial Results for the year ended March 31, 2026

Dear Sir/Madam,

With reference to the captioned subject, please find enclosed the copy of presentation on Financial Highlights for the year ended March 31, 2026.

Request your good office to take the same on record.

Yours faithfully,
For Systematic Industries Limited
(Formerly known as Systematic Industries Private Limited)

Siddharth Rajendra Agarwal
Managing Director
DIN: 00515410

Enclosures: As above

Systematic Industries Limited (SIL)

Powering India's Grid and Digital Backbone

Investor Presentation

FY26

March 2026

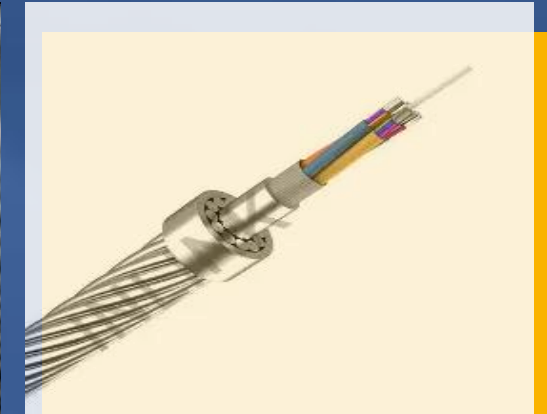




Table Of Contents



01 Company Overview

02 Competitive Moats

03 Growth Strategy

04 Financial Highlights

05 Annexures



This presentation has been prepared by Systematic Industries Limited solely to provide information about the Company. No representation or warranty, express or implied is made as to, and no reliance should be placed on, the fairness, accuracy, completeness or correctness of such information or opinions contained herein. None of the Company nor any of its respective affiliates, advisers or representatives, shall have any liability whatsoever (in negligence or otherwise) for any loss howsoever arising from any use of this presentation or its contents or otherwise arising in connection with this presentation. The information contained in this presentation is only current as of its date. The Company may alter, modify or otherwise change in any manner the content of this presentation, without obligation to notify any person of such revision or changes.

Certain statements made in this presentation may not be based on historical information or facts and may be "forward-looking statements", including those relating to the Company's general business plans and strategy, its future financial condition and growth prospects, and future developments in its industry and its competitive and regulatory environment. Actual results may differ materially from these forward-looking statements due to number of factors, including future changes or developments in the Company's business, its competitive environment, information technology and political, economic, legal and social conditions in India. Please note that this presentation is based on the publicly available information including but not limited to Company's website and Annual Reports. This communication is for general information purposes only, without regard to specific objectives, financial situations and needs of any particular person. Please note that investments in securities are subject to risks including loss of principal amount. This presentation does not constitute an offer or invitation to purchase or subscribe for any shares in the company and neither any part of it shall form the basis of or be relied upon in connection with any contract or commitment whatsoever.



Company Overview



Why Systematic Industries



Fully Integrated Platform

- SIL demonstrates deep vertical integration across the steel wire, OPGW, and optical fibre cable value chain
- Only Integrated OPGW Manufacturer in India
- Vertical integration delivers superior control over cost, quality, and on-ground execution



Structural Demand Tailwinds

- Direct exposure to a wide range of industries—**power transmission, infrastructure, telecom, agriculture, and allied sectors**
- Broad application base reduces reliance on any single sector
- Well-positioned to benefit from India's multi-year infrastructure and connectivity expansion



Margin Expansion Story

- Addition to commoditized legacy products: margin – accretive new age portfolio
- Entered **ACS (7,200 MTPA), OPGW (12,000 KM) and OFC (48,000 KM) businesses in FY25**
- New Age Products are margin accretive with higher market demand



Strong Financial Track Record

- **CAGR Growth – FY23 to 26:**
Revenue: 20% | EBITDA: 40% | PAT: 49%
- Net Debt Free as on 31st March 2026
- Funded capex without dilution or balance sheet stress



India's 3rd Largest Steel Wires & Cables Manufacturer & Pioneer of Zinc Aluminium Wires

Key Highlights



Established
2000



Manufacturing
Units
4 | PAN India



Installed Capacity
1,00,000 MTPA
Steel Wires & Cables



Market Leader
50% Share in Cable
Wire



Exports
30+ Countries

Financial Snapshot (FY26)

ROE
10.4%

Net Worth
INR 2,014 Mn

ROCE
16.4%

Growth Drivers

New Age
Products

Capex
Expansion

Rising
Demand

Global
Reach

Strategic Strengths

- Only **Integrated OPGW Player** (Steel to Cable)
- **20+** BIS & Global Certifications
- **Net Debt Free** | Strong Balance Sheet
- Approved by **PGCIL, RDSO, ERDA, DRDO, CPRI**, etc.

Where Systematic Fits in India's Growth Cycle



India's Infrastructure

- Union Budget 2026: rises infrastructure capex to ₹12.2 trillion for FY2026–27.
- This marks a significant increase from ₹11.2 trillion in FY2025–26, underscoring the government's continued push for infrastructure-led economic expansion.



Digital India & Fiberization Growth

- The National Broadband Mission (NBM) 2.0 launched on 17th January, 2025 - Aims to propel India into a new era of digital transformation
- OFC length increased from 19.35 lakh route km (2019) to 42.36 lakh route km; A total of 2,14,843 GPs now endowed with broadband connectivity



Emerging Trends & Growth drivers in Steel & Wire Cables Industry

- Smart grid Technologies
- Energy – Efficient Cables
- Digitalization & Automation
- Urbanization & Industrialization
- Infrastructure Development



Power Transmission Boom

- According to the Union Ministry of Power, India's transmission network stood at about 4,94,732 circuit km in FY25.
- To accommodate rising renewable generation, the country plans to expand to 650,000 circuit km by FY32, with 114,000 circuit km to be added by 2027

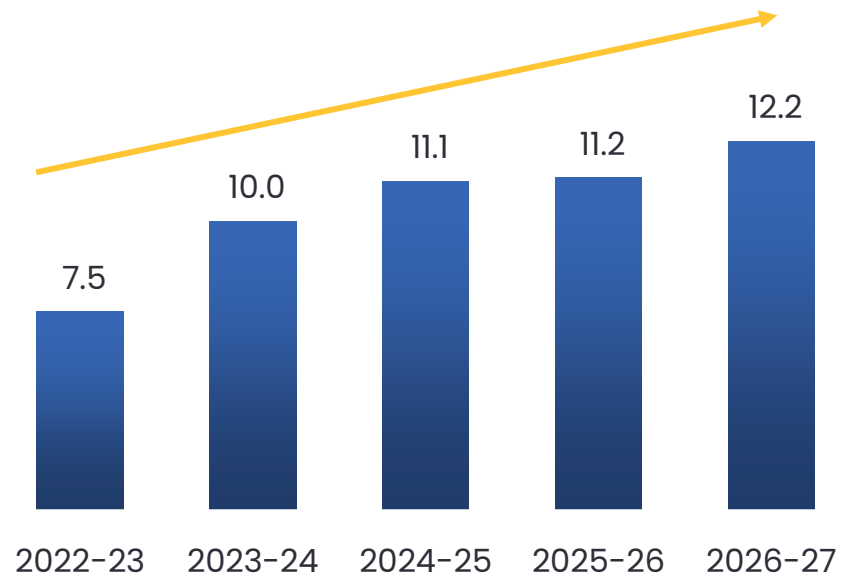


Systematic is positioned as the intersection

- One of the few companies whose product portfolio directly serves all the four macro-opportunity areas
- Foray into OFC, OPGW – making it direct beneficiary of nationwide fiberization
- SIL with current capacity is able to serve high – volume tenders, power – grid type projects, etc.
- Local sourcing advantage for government & EPC contractors

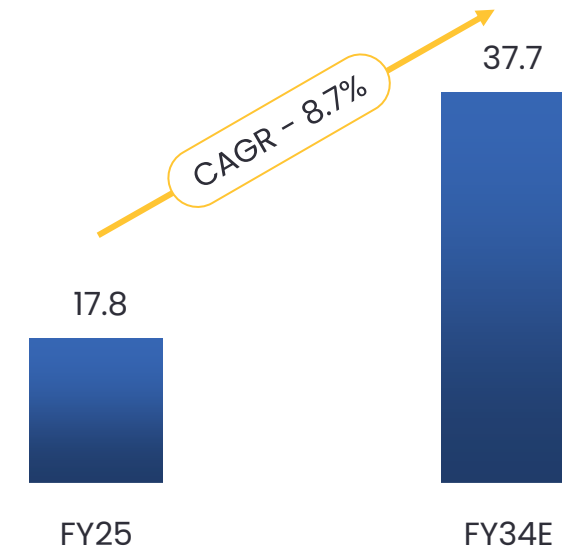
Market Opportunity

Infrastructure Spending Trends in the Union Budget (in INR Lakh crores)



- Government remain committed to infrastructure spending, leading to economic growth

Indian Broadband services Market (in USD Billion)



- The Indian government's aggressively push digital connectivity under the 'Digital India Mission'
- Aims to connect 6,00,000 villages with optical fibre cable



Competitive Moats





Full Vertical Integration

- Deep vertical integration across steel wire, OPGW, and Optical Fibre cable value chain
- Only Integrated OPGW manufacturer in India
- Integrated across multiple high – growth sectors and allows shared raw – material & processing capabilities across verticals



Regulatory & Technical Approvals

- 20+ BIS Licenses, ISI 3975, IS 280, IS 6006 & More
- ISO 9001:2015 Quality Management System
- TUV Certified ISO 9001 & ISO 14001
- Approved by Power Grid Corporation of India
- Key Partner for OPGW Projects
- Approved by Railways & RDSO
- Qualified for Infrastructure & High – Speed Rail Projects

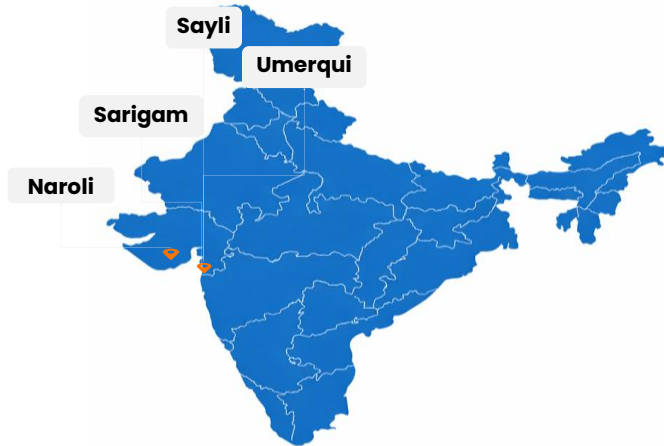


Scale & Execution Capability

- Steel Wire Capacity: 1,00,000 MT in FY25
- Forayed into Optical Ground Wire (OPGW) & Optical Fibre Cable (OFC). Added **ACS**: 7,200 MTPA ; **OPGW**: 12,000 KMS ; **OFC**: 48000 KMS in FY25
- Advanced Testing & R&D Capabilities
- Introduced DURAFIBER Optical Fibre Brand
- Exports to 30+ Countries and
- Achieved Status of Star Export House

Leadership in Margin Accretive Niche | Fully Integrated & Net Debt – Free | Aligned with India's Infrastructure Boom

Manufacturing & Quality Backbone



Our Key Facilities

4 Manufacturing Facilities –
PAN India Operations

1,00,000 MTPA
Installed Capacity

Quality Assurance –
ISO Certified & BIS Approved

Wide Distribution Network –
Serving 25+ States & 30+ Export
Markets

In – House R&D & Advanced Testing Lab



Certifications & Accreditations:

- ISO 9001:2015 – Quality Management System
- ISO 14001:2015 – Environmental Management System
- ISO 45001:2018 – Occupational Health & Safety Management System




Quality Control System:

- Membership with Green Gene Enviro Protection & Infrastructure Pvt. Ltd. for responsible solid waste disposal
- Comprehensive quality control from raw material intake to each stage of manufacturing.




Legacy Product Portfolio & Leadership in Cable, Wire & GI Segment




**Galvanized Iron
(GI) Wire**



Annealed Wire



**Heavy Coated
(HC) Wire**



Cable Armour Wire



PVC Coated Wire



ACSR Core Wire

DECADES OF INDUSTRY LEADERSHIP & RELIABILITY

Power & Transmission | Telecom | Infrastructure | Agriculture

New Age Portfolio Introduction



**Aluminium Clad Steel
(ACS) Wire**



**Optical Fibre Cable
(OFC)**

High Conductivity
Corrosion Resistant



**Optical Ground Wires
(OPGW)**

High – Speed Data
5G & FTTH Networks

ADVANCED SOLUTION FOR NEXT – GEN CONNECTIVITY

Systematic is well-positioned to capitalize on India's fiberization push, smart grid expansion, and industrial automation growth



AGRILINE[®]

- A high-strength galvanized wire specially designed for agricultural trellising and crop support
- Offers superior corrosion resistance and long-lasting durability
- Lightweight, eco-friendly, and easy to install
- It provides a cost-effective solution for modern horticulture applications.



- An advanced Zinc-Aluminium coated steel wire that offers superior corrosion resistance, heat resistance, and long-term durability
- Widely used in gabions, poultry mesh, agricultural trellising, etc.



POULTRYLINE[®]

- A heavy galvanized steel wire specially developed for poultry farming applications
- Provides superior corrosion resistance and durability in humid and acidic farm conditions.
- Primarily used for manufacturing poultry cages, poultry mesh, bird enclosures, etc.



- A high-speed communication cable that transmits data through light signals
- Offers superior bandwidth, faster transmission speeds, and minimal signal loss over long distances.
- Widely used in telecommunications, internet broadband networks, data centres, etc.



PROFENCE[®]

- A heavy-duty galvanized wire solution specially designed for manufacturing barbed wire and chain-link fencing, offering excellent strength, corrosion resistance, and long-lasting performance.
- Widely used for agricultural fencing, livestock enclosures, poultry farms, industrial security, etc.

Latest Order Update

EPC

- First EPC contract from Power Grid Corporation of India Limited (PGCIL).
- This contract involves end-to-end execution including the supply and installation of Optical Ground Wire (OPGW) cable for the 400KV Agra-Kumher portion of (Sikar-Agra up to the LILO point at Kumher)



Foray into EPC tendering strengthened its presence in Power transmission and railway communication sectors.

Latest Order Update

**OPGW
Orders**



INR **18.8 Mn** from PGCIL

INR **4.1 Mn** from a Power Utility Company

**OFC
Orders**



INR **20.1 Mn** from East Central Railway

Leadership & Management Expertise



Sidharth Rajendra Agarwal - Chairman & Managing Director

He has an overall experience of 24 years in steel wire and cable industry. He is playing vital role in formulating business strategies and effective implementation of the same. He is currently involved in managing the overall business operations of the Company including business planning & development, Production & Operations, Customer Relationship Management, etc.



Vikas Navin Hegde – Whole Time Director

He has an overall experience of 14 years. He is currently involved in Production & Operations, Quality Control, Design & development and Sales & Marketing. His experience and exposure help the Board to take appropriate strategic decisions in the current competitive business era.



Satya Rajendra Agarwal – Non Executive Director

She has been on our Board since December 01, 2015. He has passed Tenth Standard from Board of Secondary Education Rajasthan, Ajmer in the year 1969. She has an overall experience of around 10 years.



Bhagwan Das - Independent Director

He holds a bachelor's degree in science from Gorakhpur University, Uttar Pradesh in 1977. He also holds a Post Graduate Diploma in Material Management from Annamalai University Chidambaram, Tamil Nadu in 1986. He holds a post qualification work experience more than 30 years.



Archana Surendra Yadav - Independent Director

She is a Qualified Member of Institute of Chartered Accountants of India in 2004. She holds a Post Graduate Diploma in Management (PGDBM) from Xavier Institute of Management, Bhubaneswar. She has further cleared Forensic Audit & Fraud Detection Course by ICAI in January 2017. She is dynamic professional with more than 15 years of experience.



Dwarika Agarwal- Chief Financial Officer

He is an Associate Member of the Institute of Chartered Accountants of India and also holds Bachelor's degree in Commerce (B. Com) from Jiwaji University, Gwalior in 2005. He has a work experience of 13 years in the field of Finance, Accounts, Taxation & Statutory Compliances. He looks after all the accounts and finance activities of our Company.



Growth Strategy





Scaling towards Margin Accretive Products

Foray into:

ACS Wire



OFC Wire



OPGW Wire



- **Application** in Power and Data Transmission
- **Margin Expansion** to 10% in next 2 years



EPC & Turnkey Expansion

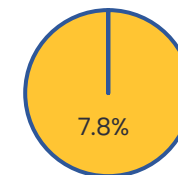
- Secured its first EPC contract from Power Grid Corporation of India Limited (PGCIL).
- The contract marks a key milestone for the company.
- Work involves supply and installation of Optical Ground Wire (OPGW) cable.
- Project pertains to the 400 KV Agra–Kumher section. Covers the route from Sikar–Agra up to the LILO point at Kumher.



Export Growth

- SIL exports to 30+ countries which includes Sri Lanka, Japan, Bhutan, Canada, Brazil, etc.
- Plan to deepen reach across global markets

Exports –FY26





Financial Highlights





"We are pleased to report a strong performance for FY26, with total revenues growing by 23.9% YoY to INR 5,563 Mn, driven by sustained demand across our core segments. Our PAT grew by 16.4% YoY to INR 210 Mn, reflecting our continued focus on disciplined execution and profitability.

The company achieved a key milestone by securing its first EPC contract from Power Grid Corporation of India Limited (PGCIL). This contract involves end-to-end execution including the supply and installation of Optical Ground Wire (OPGW) cable for the 400KV Agra-Kumher portion of (Sikar-Agra up to the LILO point at Kumher). This accomplishment has positioned the company to qualify for participation in upcoming OPGW tenders estimated at around INR 10,000 Mn in FY27. Additionally, the company marked another success by exporting OPGW cables at the beginning of FY27.

During the year, we further strengthened our position as a fully integrated player across steel wires, Optical Ground Wire (OPGW), and Optical Fibre Cables (OFC). Our strategic expansion into margin-accretive segments such as OFC and OPGW, along with our entry into EPC opportunities, is enabling us to capture emerging opportunities across India's evolving power transmission and digital infrastructure landscape.

We are particularly encouraged by the strong order momentum witnessed during the year. We secured a first landmark order from Indian Railway worth over INR 100 Mn for the supply of 24/48-fibre armoured optical fibre cables, reinforcing our leadership in railway communication infrastructure. In addition, we received multiple OPGW orders from leading EPC and utility players for power transmission projects in India and international markets. These wins underscore our strong technical capabilities, RDSO approvals, and growing presence in high-value infrastructure projects.

We remain confident of improving profitability driven by a richer product mix, operating leverage, and scale-up of our new-age businesses. Strong structural tailwinds in infrastructure spending, power transmission expansion, and rapid digitalisation continues to support our long-term growth outlook.

Importantly, we have strengthened our balance sheet by achieving net-debt free status as on 31st March, 2026 through repayment of the borrowings, reflecting our focus on financial discipline and prudent capital allocation. This provides us with greater flexibility to fund future growth initiatives while maintaining a strong financial position.

Looking ahead, with a robust order pipeline of INR 250 Mn, for new product segments expanding global footprint, and continued investments in capabilities and higher capacity utilisation, we are well positioned to capitalise on long-term growth opportunities and deliver sustainable value to all stakeholders."

Profit & Loss Statement – H2 & FY26

Particulars (in INR)	H2FY26	H2FY25	YoY	FY26	FY25	YoY
Net sales	2,988	2,818	6.0%	5,525	4,465	23.7%
Other Income	17	17	(1.4%)	38	27	42.4%
Total Revenue	3,006	2,836	6.0%	5,563	4,492	23.9%
Cost of revenue	2,467	2,306	7.0%	4,532	3,575	26.8%
Employee benefit expenses	103	82	26.1%	186	154	20.7%
Other expenses	231	225	2.9%	440	394	11.8%
Total operating expenses	2,801	2,613	7.2%	5,159	4,123	25.1%
EBITDA	204	223	(8.4%)	405	369	9.7%
EBITDA margin	6.8%	7.9%	(107bps)	7.3%	8.2%	(94bps)
Depreciation and amortisation	32	30	8.8%	63	44	44.0%
EBIT	172	193	(11.1%)	341	325	5.0%
Finance cost	15	42	(64.6%)	60	80	(24.9%)
Profit before tax	157	151	3.8%	281	245	14.8%
Tax expense	40	39	2.6%	71	64	10.6%
Net Income after tax	117	113	4.2%	210	181	16.4%
Net margin	3.9%	4.0%	(7bps)	3.8%	4.0%	(24bps)
EPS	6.00	6.70	(10.4%)	10.74	10.75	(0.1%)

Revenue: The Revenue for FY26 stood at INR 5,525 Mn, up by 23.7% YoY

EBITDA: The EBITDA for FY26 increased by 9.7% YoY to INR 405 Mn. EBITDA Margin stood at 7.3% during the year


PAT: The PAT for FY26 increased by 16.4% YoY to INR 210 Mn. PAT Margin stood at 3.8% during the year

Balance Sheet – As on 31st March 2026


Equity and Liabilities (INR)	31st March 2026	31st March 2025	Assets (INR)	31st March 2026	31st March 2025
Share Capital	223	168	Non-Current Assets		
Other Equity	1,791	643	Plant, Property and Equipment	578	606
Total Equity	2,014	811	Capital Work in Progress	19	9
Borrowings	37	259	Other Non-Current Assets	9	9
Deferred Tax Liabilities	6	7	Total Non-Current Assets	606	623
Other Non-Current Liabilities	24	6			
Non-Current Liabilities	67	272	Current Assets		
			Inventories	564	402
Current Liabilities			Trade Receivables	771	790
Borrowings	63	733	Cash & Cash Equivalents & Other	129	46
Trade Payables	142	138	Bank Balances		
Other Current Liabilities	64	49	Other Current Assets	280	140
Total Current Liabilities	269	919	Total Current Assets	1,745	1,378
Total Equities and Liabilities	2,350	2,002	Total Assets	2,350	2,002

Financial Snapshot – FY26


Total Revenues (in INR Mn)




EBITDA & EBITDA Margin



PAT & PAT Margin

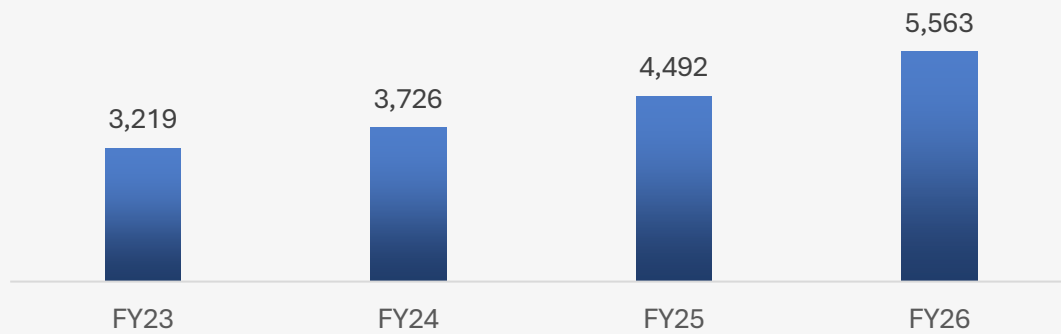


EPS (in INR)

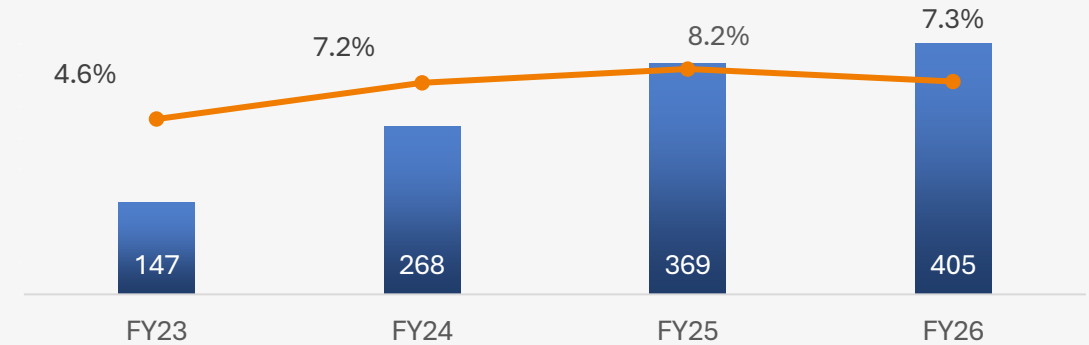


Historical Financial Snapshot

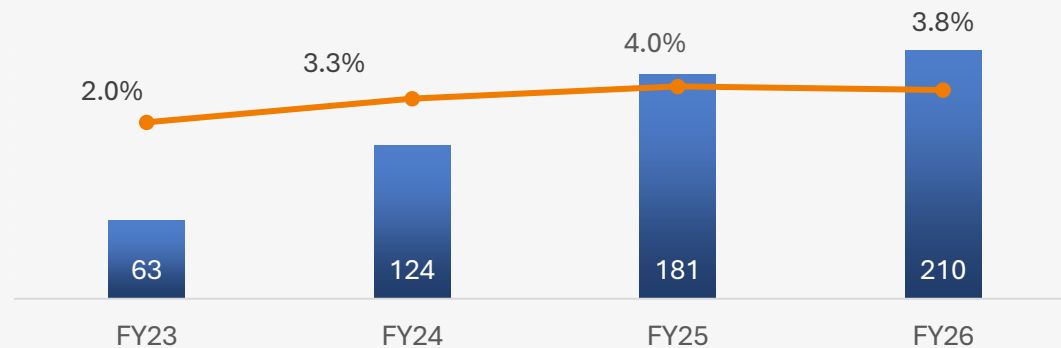
Revenue (in INR Mn)



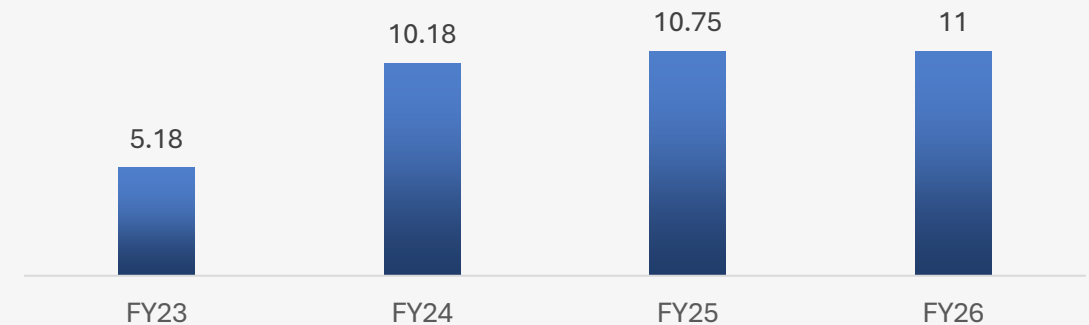
EBITDA & EBITDA Margin



PAT & PAT Margin

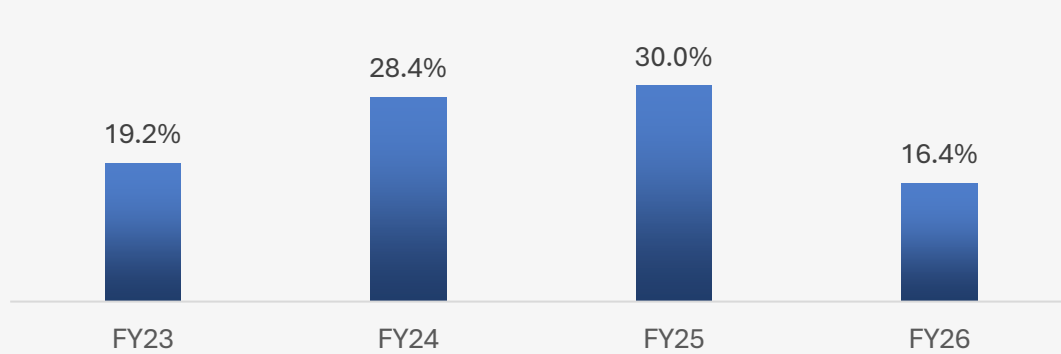


EPS (in INR)

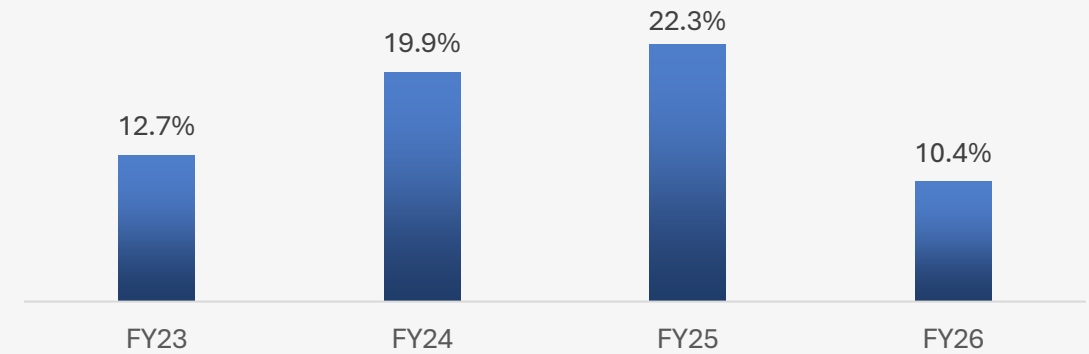


Key Valuation Metrics

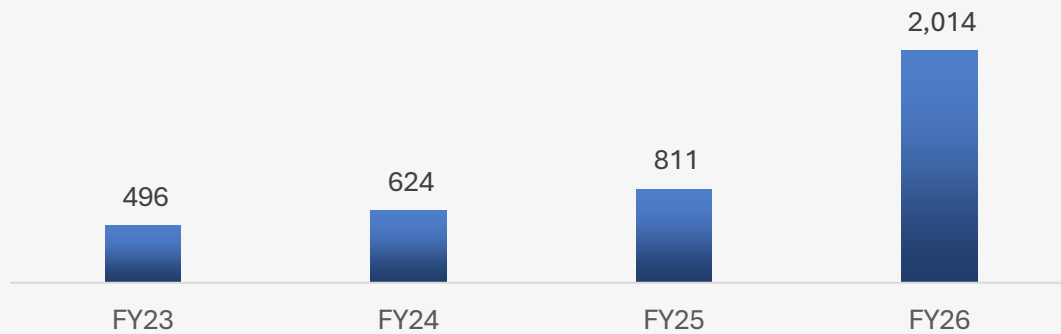
Return on Capital Employed (ROCE)



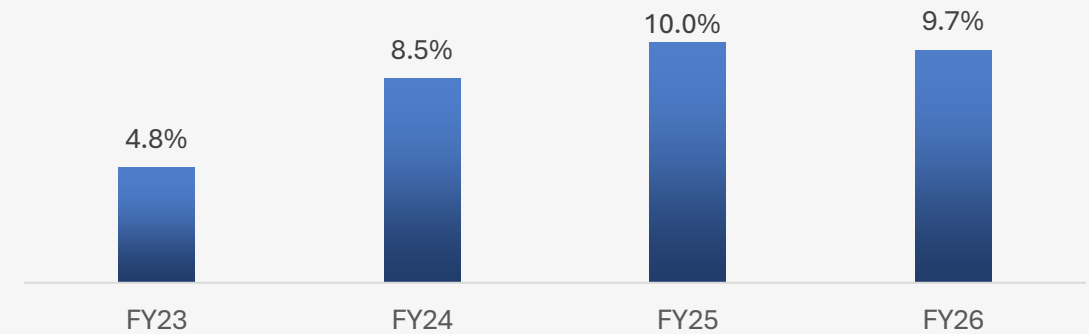
Return on Equity (ROE)



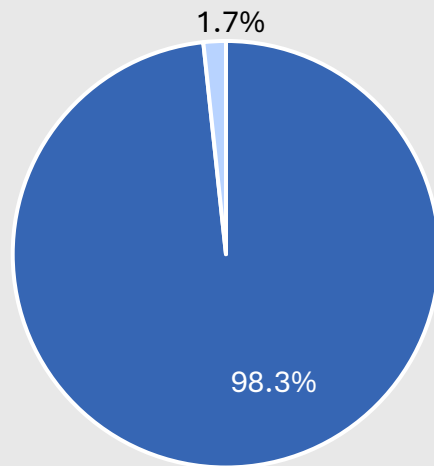
Net Worth (in INR Mn)



Return on Assets (ROA)

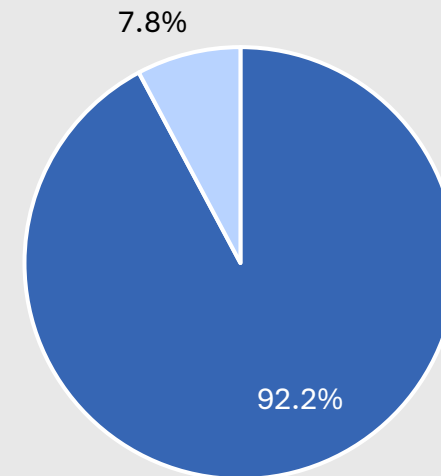


Segment Mix



■ Legacy Business ■ New Age Business

Geographical Mix



■ Domestic ■ Exports




Annexures





Indian Achievers Award
for Promising Company

2021



**Top 10 Steel Wire & Wire Rope
Manufacturers**
by Industry Outlook

2022



“Best Organisations to Work”
certified by ET NOW

2025

Abbreviation	Description
ACS	Aluminium Clad Steel
BIS	Bureau of Indian Standards
CPRI	Central Power Research Institute
DRDO	Defence Research and Development Organisation
EPC	Engineering, Procurement, and Construction
ERDA	Electrical Research and Development Association

Abbreviation	Description
ISO	International Organization for Standardization
OFC	Optical Fibre Cable
OPGW	Optical Ground Wire
PGCIL	Power Grid Corporation of India Limited
RDSO	Research Designs and Standards Organisation
TUV	Technical Inspection Association

Thank You



Systematic Industries Limited:

Ms. Dimple Lalwani : cs@systematicindustries.com



Investor Relations Advisors :

Mr. Vikash Verma : vikash.vermal@in.ey.com

Mr. Hiral Keniya : hiral.keniya@in.ey.com

Ms. Yashvi Jain : yashvi.jain1@in.ey.com

