



INVESTOR PRESENTATION

FINANCIAL YEAR 20-21 : June 2020



Presentation Outline

2

NHPC Today

Financial Highlights

Financial Ratios

Other Business Initiatives

Projects At Glance



Our Vision: To be a global leading organization for sustainable development of clean power through competent, responsible and innovative values.



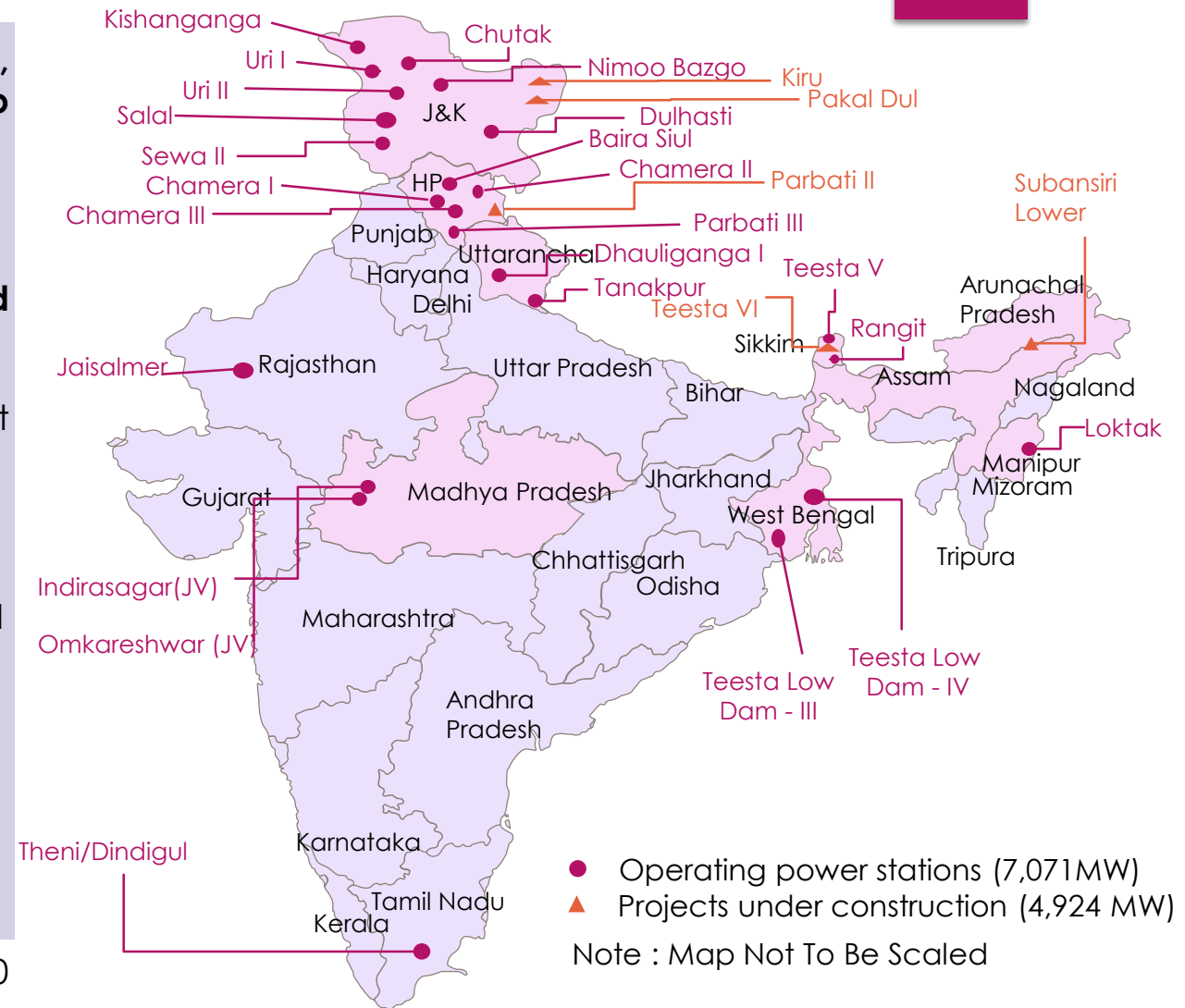
Subansiri Lower Project



Teesta V, Sikkim

- Incorporated in 1975 with authorised capital of Rs. 200 crore, the present authorised capital is Rs.15000 crore (Paid Up Capital Rs.10,045 crore)
- Mini-Ratna Category-I PSU (since Apr-08)
- Established track record, strong operational performance and in-house engineering capabilities
 - Involved across the entire chain of hydro power project development – from concept to commissioning.
 - Presence across 11 states.
 - 15% share of installed hydro-electric capacity in India (6,971 MW out of 45,699 MW*).
 - Consultancy business.
 - Power trading business.
 - Exposure to international business opportunities.

* Source-CEA as on 30.06.2020



PHYSICAL SNAPSHOT

5

Installed Capacity

- ❖ Power Stations under Operation-22 Nos. (5551 MW*)
- ❖ Power Stations with Subsidiary (NHDC) - 2 Nos. (1520 MW)
- ❖ Total Operational Projects – 24 Nos. (7071 MW)

Under Construction

- ❖ Projects Under Construction (including Subsidiary & JV) :-
 - Hydro - 5 Nos. (4924 MW)

Awaiting Clearances

- ❖ Projects Awaiting Clearances : -
 - Standalone - 5 Nos. (4995 MW)
 - Joint Venture - 3 Nos. (2160 MW)
 - Subsidiary – 1 No. (66 MW)

Under Pipeline

- ❖ Projects under Pipeline 1 No. (800 MW)

Hydro Power is 12% (45699 MW) of All India Installed Capacity (371054 MW**) .

NHPC Contribution is 15% of Installed Hydro Power On Consolidated Basis.

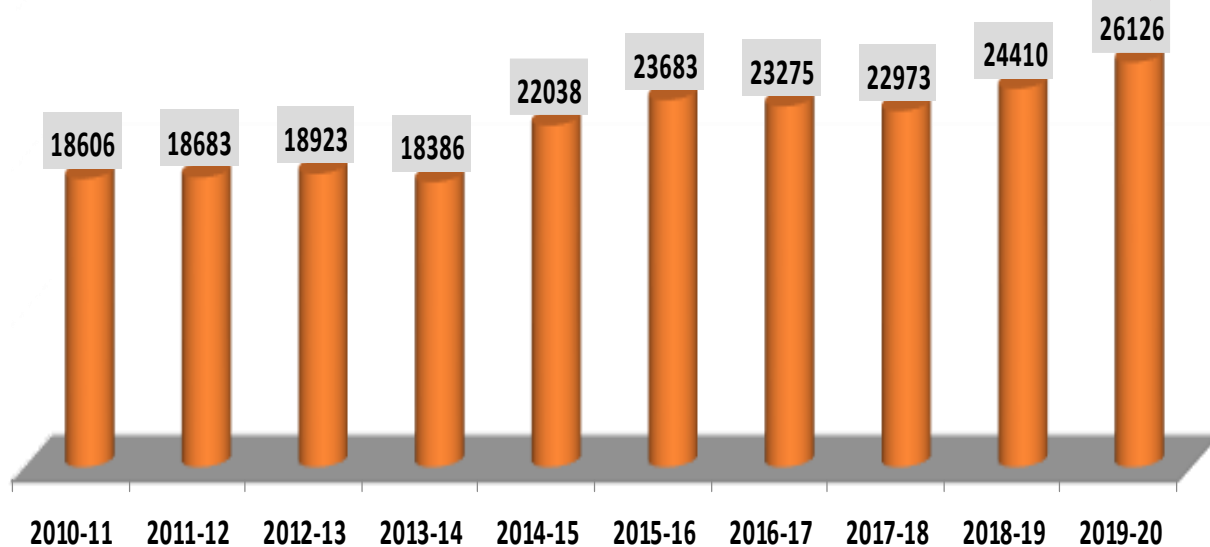
Status	Capacity (MW)
Operational Projects	7,071
Projects Under Construction (including Subsidiary & JV)	4,924
Projects Under Clearance:	
Stand alone	4,995
JV Projects	2,160
Subsidiaries	66
Projects Under Pipeline	800
Total	20,016

* Including 50 MW Wind Power Project, Jaisalmer & 50 MW Solar Power Project, Tamilnadu.

** Source-CEA as on 30.06.2020

NHPC 's Track Record – A Ten Year Digest

Standalone Generation in (M.U)



★ Hydro: 25976 MU(excl. infirm power of 190 MUs : Parbati II), Wind: 53 MU & Solar: 97 MU.

Actual Q1 FY'21

• Country Generation
277 BU

• Share of Hydro Power
41 BU (15%)

• Share of NHPC (Hydro) Standalone
8069 MU (20%)

Actual Q1 FY'20

• Country Generation
339 BU

• Share of Hydro Power
39 BU (12%)

• Share of NHPC (Hydro)- Standalone
8541 MU (22%)

Financial Highlights



Clean Power For Every Home

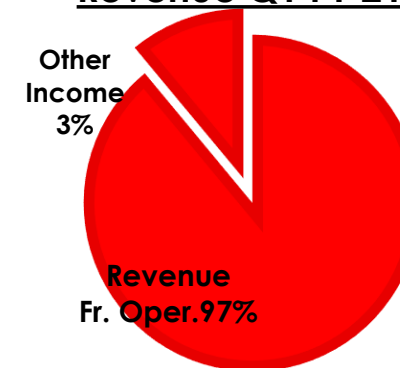
Financial Highlights : Standalone

8

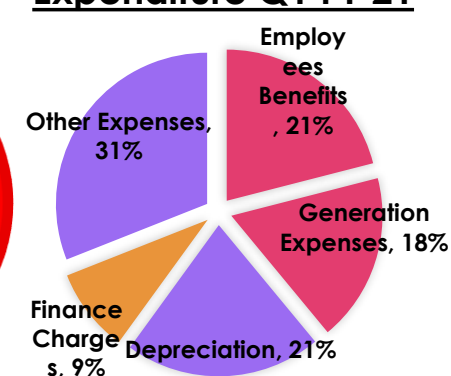
Rs. In Crore

Revenue & Expenditure-Analysis

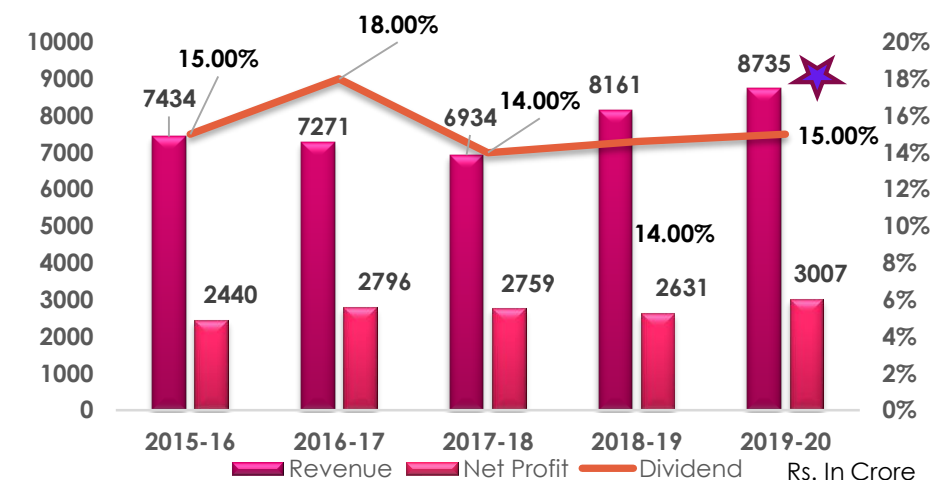
Revenue Q1 FY'21



Expenditure Q1 FY'21



Revenue Vs. Net Profit Vs. Dividend



★ Interim Dividend - 11.80% & Final Dividend 3.20%.

Particulars	FY'21	FY'20	% Change
	Qtr-1	Qtr-1	Qtr-1
Revenue from Operation	2518.87	2421.29	4.03
Other Income	85.95	87.16	(1.39)
Total Income (A)	2604.82	2508.45	3.84
Purchase of Power - Trading	207.09	-	100.00
Generation Expenses	290.98	286.76	1.47
Employee Benefits Expense	326.20	357.22	(8.68)
Finance Costs	146.69	236.56	(37.99)
Depre. & Amort. Expense	330.27	386.60	(14.57)
Other Expenses	273.91	273.33	0.21
Total Expenditure(B)	1575.14	1540.47	2.25
Exceptional items (C)	185.00	-	100.00
Rate Regu. Income (D)	35.23	198.86	(82.28)
PBT (A-B-C+D)	879.91	1166.84	(24.59)
Tax	157.37	285.70	(44.92)
Profit After Tax	722.54	881.14	(18.00)

Statement of Assets & Liabilities

Rs. In Crore

Equity and Liabilities	Q1-FY'21	FY'20
Share Holder's Funds	30717.37	29983.81
Loan Funds-Long Term	21556.55	20889.74
Deferred Tax Liabilities	3645.01	3641.19
Other Long term Liabilities & Provisions	4149.93	4169.54
Current Liabilities & Provisions	6147.73	5929.24
Total Equity & Liabilities	66216.59	64613.52
ASSETS		
PPE (incl. investment property)	21142.60	21467.82
Capital Work in Progress	16465.78	16097.65
Right of Use Assets	1821.66	1826.98
Intangible Asset	0.61	0.72
Non Current Financial Asset	7681.59	7635.30
Non Current Assets (Others)	3484.70	3162.51
Regulatory Asset	6871.45	6836.22
Trade Receivables	4672.37	3818.34
Cash and Bank Balances	658.95	389.12
Current Assets (Others)	3416.88	3378.86
Total Assets	66216.59	64613.52

Debtors Position

Rs. In Crore

10

Total Debtors (in Crs.)

S. N.	Particulars	As on 30.06.2020	As on 31.03.2020	As on 31.12.2019	As on 30.09.2019	As on 30.06.2019
1	Trade Receivables	4672	3818	3779	3697	3297
2	More than 45 days	3627#	3164#	2951#	2640	2429

Top Five Debtors (in Crs.)

Name	30.06.2020		31.03.2020	
	Total	More than 45 days	Total	More than 45 days
PDD, J&K (Incl. JKPCCL)	1843	1753	1450	1389
UPPCL, UP	1380	1257	1288	1226
PSPCL, Punjab	305	256	135	98
WBSEDCL	170	110	126	89
HPPC	138	-		
JDVNL			157	143

Net of Provision.

Incentives Position

11

Comparative Incentive YoY (in Crs.)

Sl.	Particulars	FY20-21					FY19-20				
		Q-1	Q-2	Q-3	Q-4	Total	Q-1	Q-2	Q-3	Q-4	Total
1	Secondary Energy	0.00	-	-	-	0.00	-	36.34	64.35	227.70	328.39
2	Incentives	148.25	-	-	-	148.25	141.63	113.12	91.37	14.83	360.95
3	Deviation Chrgs.	34.58	-	-	-	34.58	19.14	34.33	34.47	42.94	130.88
	G. Total	182.82	-	-	-	182.83	160.77	183.79	190.19	285.47	820.22
4	PAF	90.98%	-	-	-	90.98%	90.97%	90.03%	81.44%	73.71%	84.04%

Supplements

Power Station With Highest PAF Incentive : Uri-II (Rs. 26 Cr., PAF : 105.70%, NAPAF : 70%)

Power Station with highest Deviation Charges: Salal (Rs. 12 Cr.)

Power Station Giving Best Generation : Chamera-I (55% of the annual design energy)

Supplements

Power Station with Highest PBT- Dulhasti (Rs. 162 Crs)

NHPC Profit per MW: Rs. 13 lakhs (Q1 FY'21), Rs. 16 lakhs (Q1 FY'20)

NHPC Profit per Employee: Rs. 12 lakhs (Q1 FY'21), Rs. 13 lakhs (Q1 FY'20)

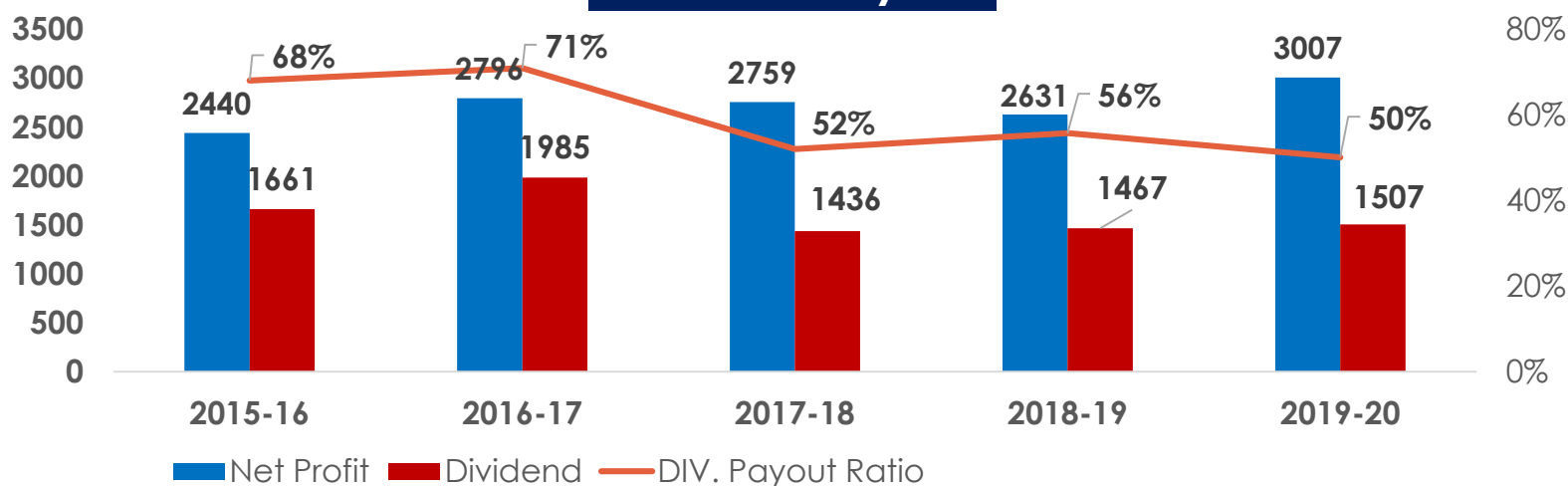
Key Financials : Q1 FY'21

12 ₹ In Crore

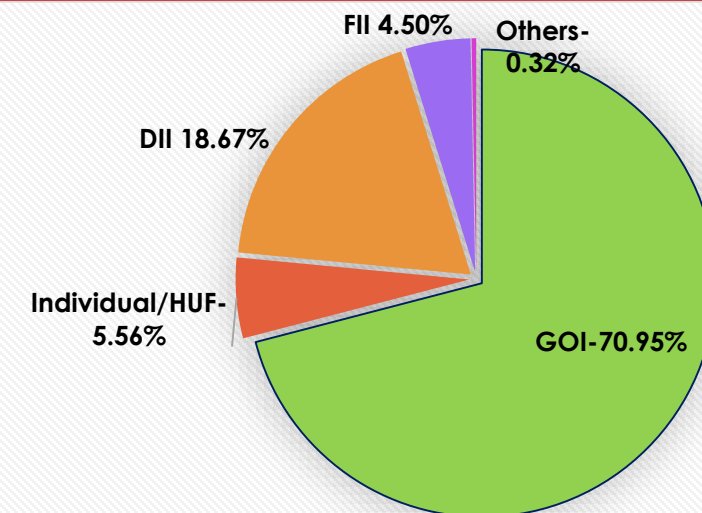
P&L	Standalone
Total Income	2605
EBITDA	1357
EBITDA Margin	52%
PAT	723
Profit Margin	28%
Dividend Pay Out (FY'20)	Rs. 1.50 Per Share/ 50% of Profit

Balance Sheet	Standalone
Share Capital	10045
Net worth	30717
Long Term Debt	21557
Cash & Bank Bal.	659
Gross Block	40611
CWIP	16466

Dividend Pay out



Shareholding pattern as on 30.06.2020



NHPC – Key Ratios

S. No.	Particulars	Q1 FY'21		FY'20	
	Particulars	Standalone	Consolidated	Standalone	Consolidated
1.	PAT (Rs. in Cr.)	722.54	772.20	3007.17	2874.61
2.	Net-worth (Rs. in Cr.)	30717.37	32153.59	29983.81	31370.61
3.	No. of Equity Shares (In Cr.)	1004.50	1004.50	1004.50	1004.50
4.	EPS (Rs.)	0.72*	0.77*	2.99	2.86
5.	Earning Yield(%)**	3.17*	3.39*	14.99	14.34
6.	Dividend Per Share (Rs.)			1.50#	
7.	Dividend Yield(%)**			7.52	
8.	Book Value per share (Rs.)	30.58	32.01	29.85	31.23
9.	PB Ratio**	0.74	0.71	0.67	0.64
10.	PE Ratio**	7.88	7.37	6.67	6.98
11.	Return On Net worth (%)	2.35*	2.40*	10.03	9.16
12.	Market Capitalisation (Rs. in Cr.)**	22802		20040	
13.	Debt Equity Ratio	0.82	0.78	0.82	0.78

* Not annualised. ** Stock Price (BSE): as on 28.08.2020 Rs. 22.70 & as on 31.03.2020 Rs. 19.95.

Including Final Dividend @ Rs. 0.32 per share recommended by BODs of the Company and is subject to approval of shareholders in AGM.

NHDC Ltd. (Subsidiary) – Snapshots : FY19-20

14

Shareholding Pattern : 51:49 (NHPC : GoMP)

Installed Capacity : 1520 MW

Design Energy : 2120.17 MUs

Generation : 4110 MUs (FY'20), 1921 MUs (FY'19)

PAF : 94.32% (FY'20), 93.89% (FY'19)

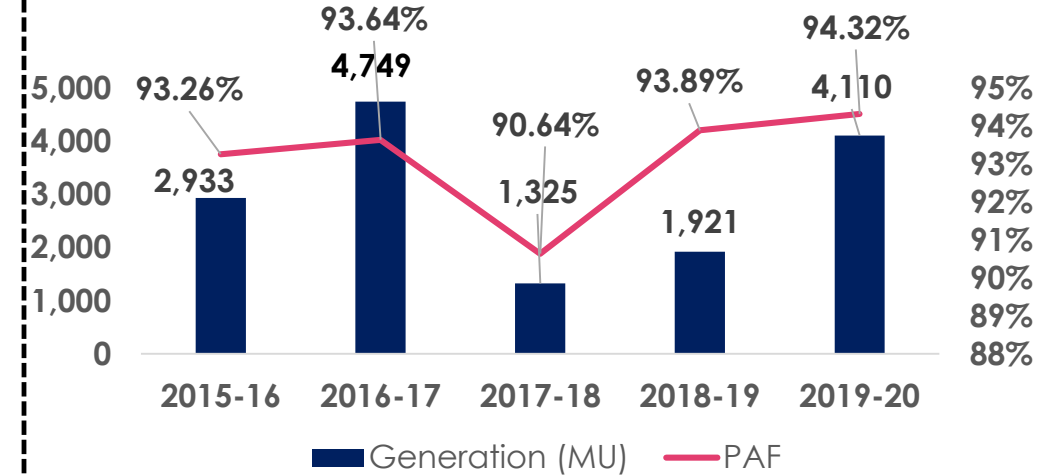
Revenue from operations : Rs. 1273 Crs. (FY'20), 805 Crs (FY'19)

PAT : 920 Crs. (FY20), 491 Crs. (FY19)

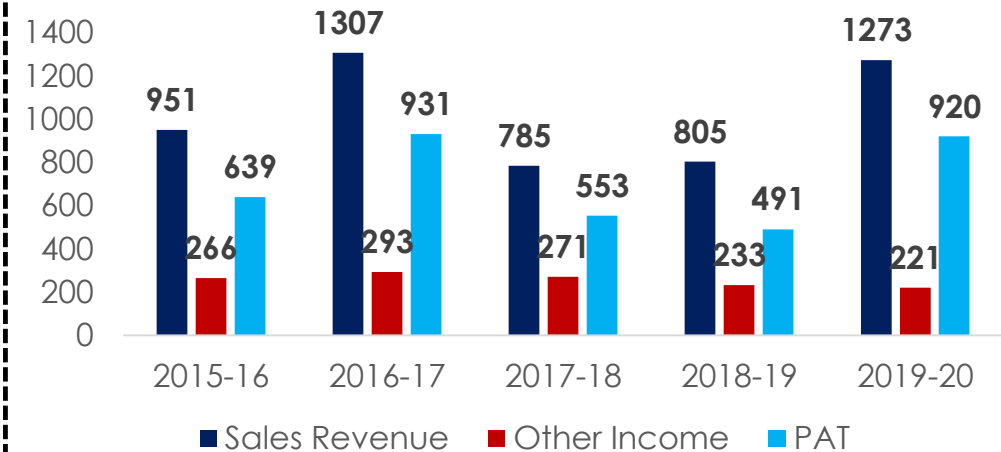
PAF Incentive : Rs. 32 Crs. (FY 20), Rs. 38 Crs. (FY 19)

Secondary Energy : Rs. 236 Crs. (FY 20), Rs. Nil Crs (FY 19)

Physical Performance

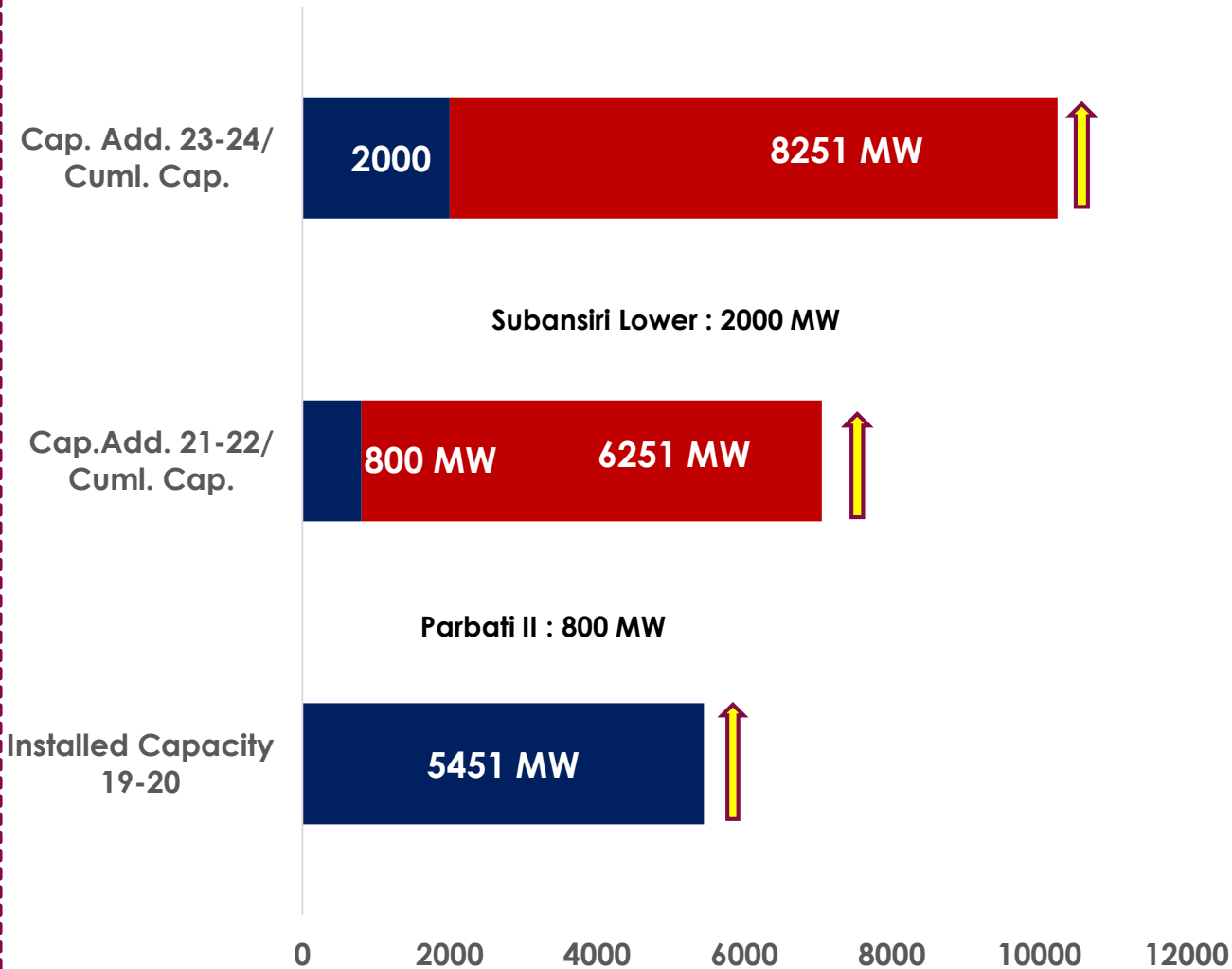


Financial Performance

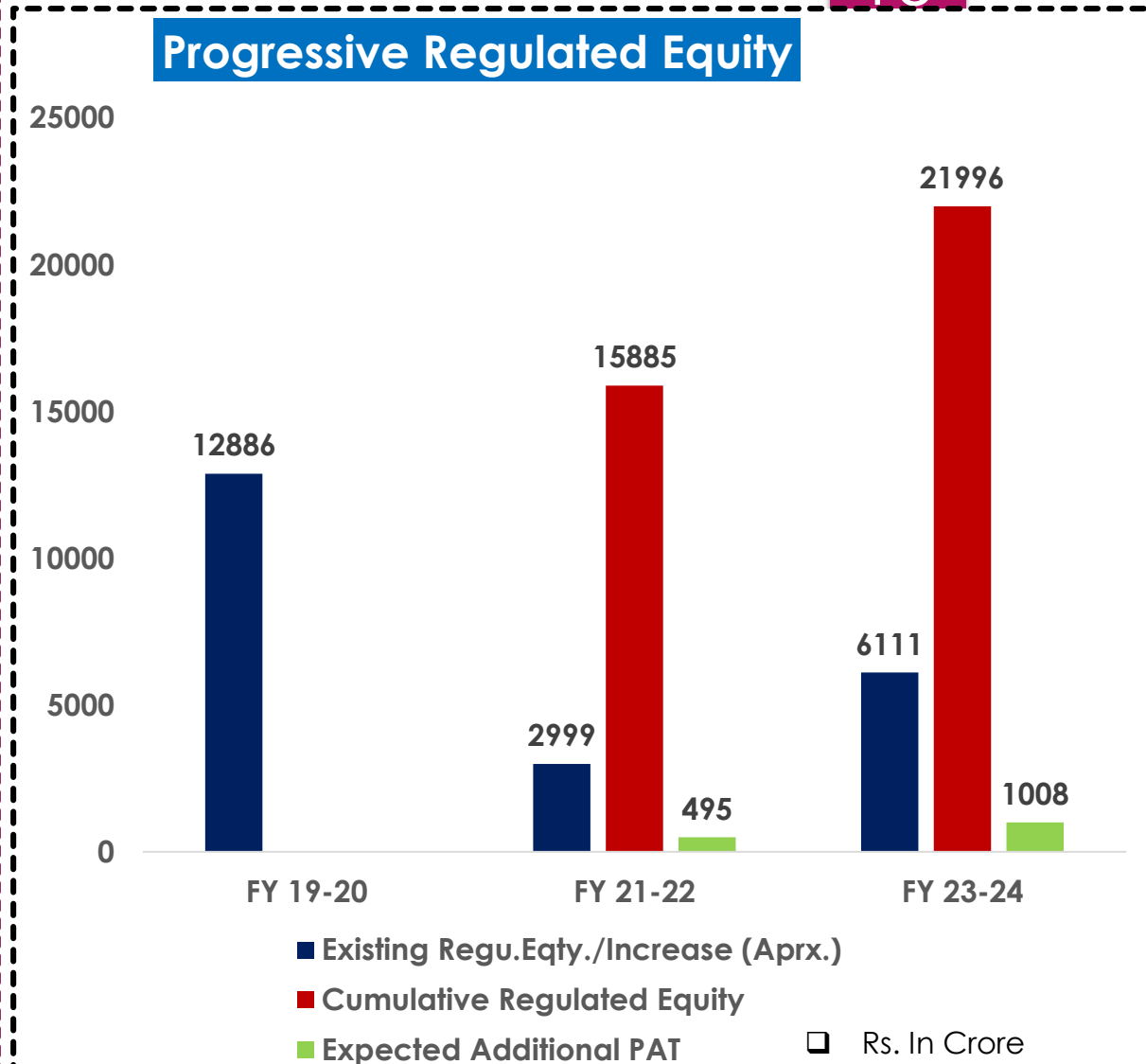


NHPC – Capacity Addition & Regulated Equity (Hydro)

Progressive Capacity Addition



Progressive Regulated Equity



15

Power Station with highest generation during Q1 FY'21 : Salal (1319 MU, Annual D.E-3082 MU)



F.Y	Amount (Rs. In Crore)	Remarks
2014-15	2615	(Actual)
2015-16	2793	(Actual)
2016-17	2438	(Actual)
2017-18	2722	(Actual)
2018-19	2213	(Actual)
2019-20	4155	(Actual)
2020-21	5256	(BE)



- ❖ A MoU has been signed with Green Energy Development Corporation of Odisha Ltd. (GEDCOL), a leading State PSU in the renewable energy sector in Odisha for “Development of 500 MW Floating Solar Projects in Odisha under UMREPP” through Video Conferencing on 20th July 2020.
- ❖ A MoU has been signed on 22.06.2020 with Hydropower Investment and Development Company Limited (HIDCL), Nepal for development of hydropower projects in Nepal.
- ❖ NHPC has diversified its portfolio to include Solar Power business and has given Letter of Awards (LOA) to Solar Power Developers for interstate transmission system (ISTS) grid connected photovoltaic projects aggregating to 2000 MW installed capacity. A Power Sale Agreement (PSA) signed on 28.08.2020 with Madhya Pradesh Power Management Company Limited (MPPMCL) for procurement of 1000 MW Solar Power at the tariff of Rs. 2.55/kWh for 25 years on long term basis. NHPC shall earn trading Margin @ Rs 0.07/kWh during the contract period.

Other Business Initiative

☐ Solar Energy



Clean Power For EVERY HOME

Solar Power

19

32 MW Solar Power Project in Jalaun, Uttar Pradesh

- JVC of NHPC Ltd. & UPNEDA namely 'Bundelkhand Saur Urja Limited' formed on 02.02.2015
- Share of NHPC & UPNEDA : ≥ 74 ; ≤ 26

Current Status: Signing of PPA under Progress. 63.491 Ha land got transferred from UPNEDA and Mutation of the land in favour of BSUL finalised. Allocation of additional land being considered by UPNEDA to seal up the project to conceive a Techno – Commercial proposition.

50 MW Floating Solar Project, Kerala

- NHPC is in process of development of Floating Solar Power project in West Kallada, Kerala.
- KSEB conveyed its in-principle consent go ahead for implementation of 50MW Floating Solar in West Kallada, Kerala.

Current Status: NIT for invitation of EPC bids floated on 30.06.2020. Last date of bid submission is 06.09.2020.

140 MW Solar Park in Odisha

- MNRE has conveyed in-principle approval for setting up of two solar park in Odisha by NHPC.
- 40 MW shall be developed in 1st Phase at the identified land in Ganjam District and additional 100 MW shall be developed in 2nd Phase at the identified land in Deogarh District
- Approval of State Technical Committee (STC) for 40 MW & Additional 100 MW have been conveyed by M/s Green Energy Development Corporation of Odisha Ltd (GEDCOL).
- Revised Connectivity approval for Line in Line Out (LILO) with nearby 220KV Trunk Line for 40 MW project given by OPTCL.

Current Status : NIT for invitation of EPC bids for 40MW floated on 15.07.2020. Last date of online bid submission is 10.09.2020. Route survey for 100 MW under progress by OPTCL.



Selection of Developers for Development of Aggregate 2000 MW ISTS connected Solar Power Project

- NHPC issued a Request for Selection (RfS) document as an Intermediary Procurer for selection of developer for development of aggregate 2000 MW Solar Power Projects on anywhere India basis.
- Letter of Award has been issued for 1600 MW (on 01.06.2020 and 02.06.2020) and LOA for balance 400MW has been issued on 09.07.2020.
- **Current Status:** PSA signed for 1300 MW Power with State/Discom(s) and signing of PPA/PSA for balance capacity is in process.



1000 MW Floating Solar Power Projects under UMREPP Scheme of MNRE

- NHPC has been allotted the States of Telangana, Odisha and J&K for development of Ultra Mega Renewable Energy Power Parks (UMREPPs).
- **Odisha:** 500 MW Floating Solar Projects in various reservoirs of Odisha has been proposed to be set up by NHPC under JV Mode with State Nodal Agency, GEDCOL. MoU between NHPC and GEDCOL has been signed on 20.07.2020 through Video Conference Meeting. Draft JV/Promoters agreement is under finalization.
- **Telangana:** 500 MW Floating Solar Project in reservoir of Midmanair Dam has been proposed to be set up by NHPC under JV Mode with State Nodal Agency, TSREDCO. TSREDCO has proposed some modifications in earlier agreed MoU.
- **Current Status:** Modified draft MoU between NHPC and TSREDCO is under approval with Govt. of Telangana.

NHPC Projects At A Glance



NHPC-Energising India With Hydropower

NHPC – Projects in Operation

22

S. No	NHPC Project & State/UT	Installed Capacity (MW)	Design Energy (MU)	Year of comm.	Capital Cost as on 31.03.20	Tariff (18-19) (Rs. /Kwh)*	Type of the project
1	Baira Siul (3x60) Himachal Pradesh	180	779.28	1981 (Sep)	204.86	2.04	Run of River (ROR) with small pondage
2	Loktak, (3*35) Manipur	105	448.00	1983 (May)	195.35	3.85	Storage
3	Salal, (6x115) Jammu & Kashmir	690	3082.00	1987 (Nov)	1050.10	2.35	ROR
4	Tanakpur, (3x40) Uttarakhand	94	452.19	1992 (Apr)	421.33	3.29	ROR
5	Chamera-I, (3x180) Himachal Pradesh	540	1664.55	1994 (Apr)	2091.88	2.28	Storage
6	Uri-I, (4x120) Jammu & Kashmir	480	2587.38	1997 (Apr)	3442.46	2.11	ROR
7	Rangit, (3*20) Sikkim	60	338.61	2000 (Feb)	504.94	3.80	ROR with small pondage
8	Chamera-II, (3*100) Himachal Pradesh	300	1499.89	2004 (Feb)	2018.64	2.01	ROR with small pondage
9	Dhauliganga-I, (4x70) Uttarakhand	280	1134.69	2005 (Oct)	1769.07	2.43	ROR with small pondage.
10	Dulhasti, (3x130) Jammu & Kashmir	390	1906.8	2007 (Mar)	5242.86	5.99	ROR with small pondage

NHPC – Projects in Operation... contd.

S.No.	NHPC Project	Installed Capacity (MW)	Design Energy (MU)	Year of Comm.	Capital Cost as on 31.03.20	Tariff (18-19) (Rs. /Kwh)*	Type of the project
11	Teesta-V, (3x170) Sikkim	510	2572.70	2008 (Mar)	2796.72	2.33	ROR with small pondage
12	Sewa-II, (3x40) Jammu & Kashmir	120	533.53	2010 (Jun)	1152.71	5.47	ROR with small pondage
13	Chamera-III, (3x77) Himachal Pradesh	231	1108.17	2012 (Jun)	2129.07	3.94	ROR with small pondage
14	Chutak, (4x11) Jammu & Kashmir	44	212.93	2013 (Jan)	937.39	8.50	ROR
15	TLDP-III, (4x33) West Bengal	132	594.07	2013 (Mar)	1931.49	5.90	ROR with small pondage
16	Nimoo Bazgo, (3x15) Jammu & Kashmir	45	239.33	2013 (Jan)	1071.98	9.88	ROR with small pondage
17	Uri –II, (4x60) Jammu & Kashmir	240	1123.77	2014 (Feb)	2331.40	5.13	ROR
18	Parbati-III (4x130) Himachal Pradesh	520	1963.29	2014 (May)	2722.05	3.08	ROR with small pondage
19	TLDP IV (4x40), West Bengal	160	720.00	2016 (Aug)	1822.95	2.89	Run of River with small pondage
20	Kishanganga (3x110) Jammu & Kashmir	330	1712.96	2018 (Mar)	5812.70	4.08	Run of River with Pondage
	Total-A	5451	24674.14		39649.95	3.35	* Tariff for 2019-20 yet to be notified.

NHPC – Projects in Operation... contd.

Renewable Energy

24

S.No	Project	Installed Capacity (MW)	Design Energy (MU)	Year of Comm.	Capital Cost as on 31.03.2020	Tariff 19-20 (Rs./unit)	Place of Project
1	Wind Power	50	94.25	2016	330.40	3.67	Lakhmana, Jaisalmer
2	Solar Power	50	105.96	2018	290.59	4.41	Theni/Dindigul District, Tamilnadu
	Total-B	100	200.21		620.99		
Sub Total Stand-alone(A+B)		5551	24874.35		40217.18	3.36	

Operational Projects with Subsidiary

S.No	Project	Installed Capacity (MW)	Design Energy (MU)	Year of Comm.	Capital Cost	Tariff 18-19 (Rs./Kwh)*	Type of the project
1	Indrasagar, (8x125) Madhya Pradesh	1000	1442.70	2005	4865.09	3.71	Storage
2	Omkareshwar, (8x65) Madhya Pradesh	520	677.47	2007	3152.66	5.96	Storage
	Total-C	1520	2120.17		8017.75		* Tariff for 2019-20 yet to be notified.
Grand Total-D:(A+B+C)		7071	26994.52				

NHPC: Projects Under Construction

NHPC Project	Installed Capacity (MW)	Design Energy (MU)	Type of the project	CCEA Estimated Cost (Rs. Crore) (Price Level)	Anticipated Project Cost (Rs. Crore)	Provisional Project Expenditure till – Jun'20 (Rs. Crore)	Expected Commissioning Schedule
Subansiri Lower (250X8) Assam/ Ar. Pradesh	2000	7421	Reservoir	6285.33 (Dec02)	20368.90 (Jan'20)	12326.20	FY 23-24 (Q-2)
Parbati II (200x4) Himachal Pradesh	800	3108.66	Run of River with small pondage	3919.59 (Dec01)	9997.11 (Apr'19)	8260.31	FY 21-22 (Q-4)
Total (A)	2800	10529.66		10204.92	30366.01	20586.51	

Project Under Construction-Subsidiary

S.No	Projects	Installed Capacity (MW)	Design Energy (MUs)	Cost (In Cr.) & PL	Status
1	Lanco Teesta Hydro Power Limited (wholly owned subsidiary of NHPC Ltd.)				
i)	Teesta VI (4x125) Sikkim	500	2400	5748 (July'18)	<ul style="list-style-type: none"> CCEA in its meeting held on 07.03.2019 had given its approval for investment sanction for acquisition of M/s Lanco Teesta Power Limited and execution of balance works of the project. M/s LTHPL has been acquired by NHPC on 09.10.2019 & Board started functioning. Civil works awarded and tendering of all other works are in process. Mobilization of manpower and machinery affected due to COVID-19 Lockdown. However, required quarantine facilities have been developed by the project and contractor is being persuaded for early mobilization at site.
TOTAL (B)		500	2400	5748	

Project Under Construction-JV						
S.No	Projects	Installed Capacity (MW)	Design Energy (MUs)	Cost (In Cr.) & PL	Expected Commissioning Schedule	Status
1	Chenab valley Power Projects Ltd. (JV between NHPC (49%) JKSPDC (49%), & PTC (2%))					
i)	Pakal Dul (4x250) J&K	1000	3330.18	8112 (Mar 13)	FY 25-26 (Q-2)	<ul style="list-style-type: none"> Civil construction activities for Power House and Dam works are in progress. Letter of award for HRT-TBM Package issued on 03.07.2020.
ii)	Kiru (4x156) J&K	624	2272.02	4288 (July18)	FY 24-25 (Q-2)	<ul style="list-style-type: none"> LOA's for all the three packages have been issued on 24.02.2020. Contractors have started mobilisation after signing of agreement.
TOTAL (C)		1624	5602.20	12400		
Grand Total (A+B+C)		4924	18531.86			

NHPC Standalone Projects Under Clearance

S.No.	Projects	Installed Capacity (MW)	Design Energy (MUs)	Cost (In Crore) & PL	Status
1	Kotli Bhel-IA (3x65) (Uttarakhand)	195	1025.50	2321 (Mar 19)	PIB had recommended the project for investment subject to clearance from Hon'ble SC for Uttarakhand Projects. Decision of Hon'ble SC is awaited.
2	Teesta-IV (4x130) (Sikkim)	520	2373	5482 (Nov 19)	All statutory clearances received except forest clearance (stage-II). FRA Compliance is underway. Approval for pre-investment activities is available and PIB memo for implementation of project submitted to MoP. Cost Estimate at May, 2020 PL is under approval of management before submission to CEA for vetting.
3	Dibang (12x240) (Ar. Pradesh)	2880	11223	29839 (Oct 19)	Concurrence to Project, Environment Clearance, Forest Clearance (Stage-I) and FRA clearance available. CCEA approval for Rs. 1600 crore to incur expenditure on pre-investment activities & balance clearances of the project accorded. FC (St-II) accorded on 12.03.2020. Cost estimate vetted by CEA on 22.05.2020. Further, Draft PIB memo incorporating reply to IFD comments submitted to MoP on 10.07.2020.
4	Tawang –I (3x200) (Ar. Pradesh)	600	2963	5342 (Mar 19)	All statutory Clearances have been received except Forest clearance. FRA compliance is underway and Basin Study Report has been submitted and accepted. After receipt of Forest Clearance (Stage-I), the process for PIB / CCEA shall be initiated. Approval of Pre-investment activities is available.
5	Tawang –II (4x200) (Ar. Pradesh)	800	3622	6769 (Mar 19)	All statutory clearances received except forest clearance (stage-II). FRA Compliance is underway. Approval of pre-investment activities is available.
Total		4995	21206.50	49753	

NHPC –JV Projects Under Clearance

Projects Under JV

S.No	Projects	Installed Capacity (MW)	Design Energy (MUs)	Cost (In Cr.) & PL	Status
1	Kwar (4x135) J&K (JV between NHPC (49%) JKSPDC (49%), & PTC (2%))	540	1975.54	4948 (July 18)	All clearances are available. Consent from Govt. of J&K for waiver of 12% free power & water usage charges is awaited for processing of PIB by MoP. Tendering is in process.
2	Ratle H. E. Project(J&K)	850	3136.80	5282 (Nov 18)	<ul style="list-style-type: none"> A MoU has been exchanged among NHPC Limited, Jammu & Kashmir State Power Development Department (JKPDD) and J&K State Power Development Corporation (JKSPDC) for execution of 850 MW Ratle Hydroelectric Project (Jammu & Kashmir) in the august presence of Prime Minister of India on 3rd Feb 2019. PIB meeting held on 09.03.2020. After detailed deliberation, PIB recommended that Govt. of J&K should be taken on Board on all issues and modalities of the JV. Agreement between MOP and Govt. Of J&K with full financial closure is necessary before the proposal is considered for approval. Tendering for execution of Ratle H.E. Project through EPC mode is in progress.
TOTAL		1390	5112.34	10230	

Foreign Assignment Under JV Scheme

1	Chamkharchhu (Bhutan)	770	3344.47	6187 (Dec 16)	<ul style="list-style-type: none"> Project to be developed by JVC of NHPC and DRUKGreen Power Corporation, Bhutan. Joint venture Agreement cum Share Holder's Agreement of proposed JV Company is ready for signing. SHA & AOI shall be signed after finalisation of concession agreement with RGoB & CCEA approval of GoI. Revised draft material for PIB Memorandum submitted to MoP on 23.06.2017 & PIB memo circulated by MoP on 08.09.2017. Reply to all observations of various agencies stand submitted. NHPC vide letter dated 23.06.2020 has requested MoP to take up the issue of finalization of Concessional Agreement with MEA.
JV Grand Total		2160	8456.81	16417	

Projects Under Subsidiary

S.No	Projects	Installed Capacity (MW)	Design Energy (MUs)	Cost (In Cr.) & PL	Status
1	Loktak D/S (2x33) Manipur (JV between NHPC (74%) & Govt. of Manipur (26%))	66	333.76	1392 (Dec18)	<ul style="list-style-type: none"> All statutory clearances of project except CCEA are available. Tendering of all major works is in process. Different tariff models have been explored to get the actual status of commercial viability of project & submitted to MoP.
TOTAL		66	333.76	1392	

S. No.	Projects	State	Installed Capacity (MW)
Projects Under FR/DPR Preparation			
1	Bursar*	Jammu & Kashmir	800
	Total		800

*DPR submitted to CEA on 06.01.2017 & the same is under examination at CEA/CWC.



*Thank
You*

