

**SHANKARA STANDALONE
ANNUAL REPORT-2024-25**

Shankara
Building Products Ltd.

Particulars	Note No	As at 31-03-2025	As at 31-03-2024
I ASSETS			
(1) Non-current assets			
(a) Property, Plant and Equipment	4	197.37	195.48
(b) Capital work-in-progress	4(a)	1.46	-
(c) Investment Property	5	10.24	9.33
(d) Right-of-use Asset	6, 41(b)	1.65	2.41
(e) Intangible assets	7	-	-
(f) Intangible assets under development	8	4.57	2.89
(g) Financial Assets			
(i) Investments	9	38.66	38.62
(ii) Trade receivables	10	2.23	2.69
(iii) Loans	11	0.05	0.06
(iv) Other financial assets	12	8.11	7.67
(h) Other non-current assets	13	7.71	3.97
Total Non-current assets		272.05	263.12
(2) Current assets			
(a) Inventories	14	381.85	348.16
(b) Financial Assets			
(i) Trade receivables	15	769.94	633.56
(ii) Cash and cash equivalents	16	22.04	28.22
(iii) Bank balances other than (ii) above	17	1.44	1.23
(iv) Other financial assets	18	1.77	1.35
(c) Other current assets	19	19.55	31.06
Total current assets		1,196.59	1,043.58
Total Assets		1,468.64	1,306.70
II EQUITY AND LIABILITIES			
Equity			
(a) Equity Share capital	20	24.25	24.25
(b) Other Equity	21	642.81	576.96
Total Equity		667.06	601.21
Liabilities			
(1) Non-Current Liabilities			
(a) Financial Liabilities			
(i) Borrowings	22	2.40	14.40
(ia) Lease Liabilities	23	1.34	1.59
(ii) Other financial liabilities	24	0.22	0.19
(b) Provisions	25	0.30	0.26
(c) Deferred tax liabilities (Net)	26(c)	4.08	3.78
Total Non-current liabilities		8.34	20.22
(2) Current liabilities			
(a) Financial Liabilities			
(i) Borrowings	27	52.70	61.00
(ia) Lease Liabilities	28	0.44	1.19
(ii) Trade payables:-	29		
(A) total outstanding dues of micro enterprises and small enterprises ; and		24.34	21.33
(B) total outstanding dues of creditors other than micro enterprises and small enterprises		686.03	564.01
(iii) Other financial liabilities	30	10.82	9.87
(b) Other current liabilities	31	16.36	23.08
(c) Provisions	32	0.86	0.54
(d) Current Tax Liabilities(Net)	26(b)	1.69	4.25
Total current liabilities		793.24	685.27
Total Equity and Liabilities		1,468.64	1,306.70

Material accounting policies information

1 to 3

See accompanying notes to the standalone financial statements

As per our report attached of even date

For and on behalf of the Board of Directors

For SUNDARAM & SRINIVASAN

Chartered Accountants

ICAI Firm Reg.No: 004207S

Srinivasan K

Partner

Membership No: 209120

K. Srinivasan

Sukumar Srinivas
Managing Director
DIN: 01668064

Alex Waghose
Chief Financial Officer

C. Ravikumar
Whole-time Director
DIN: 01247347

Ereena Vikram
Company Secretary
ACS Membership
No.33459

Place: Bengaluru
Date: May 16, 2025



Place: Bengaluru
Date: May 16, 2025



		(Rupees in Crores)	
Particulars	Note No.	For the Year ended 31-03-2025	For the Year ended 31-03-2024
I Revenue From Operations	33	5,267.38	4,862.73
II Other Income	34	2.75	6.68
III Total Income (I+II)		5,270.13	4,869.41
IV Expenses			
a) Purchases of Stock-in-Trade		5,038.38	4,649.27
b) Changes in inventories of Stock-in-Trade	34(a)	(35.33)	(14.58)
c) Employee benefits expense	35	51.05	45.34
d) Finance costs	36	42.27	31.66
e) Depreciation and amortization expense	36(a)	9.97	9.46
f) Other expenses	37	66.68	55.34
Total expenses (IV)		5,173.02	4,776.49
V Profit before exceptional items and tax [III-IV]		97.11	92.92
VI Exceptional items		-	-
VII Profit before tax [V+VI]		97.11	92.92
VIII Tax expense:	26(a)		
# Current tax		23.93	22.62
# Tax relating to earlier years		(0.10)	0.29
# Deferred tax		0.26	0.15
Total Tax Expense		24.09	23.06
IX Profit for the year (VII-VIII)		73.02	69.86
X Other Comprehensive Income			
A Items that will not be reclassified to profit or loss	45(b)		
(i) Re-measurements of the defined benefit plans		0.14	0.36
(ii) Income tax relating to items that will not be reclassified to profit or loss		(0.04)	(0.09)
Total A		0.10	0.27
B Items that will be reclassified to profit or loss			
(i) Effective portion of cash flow hedges		-	-
(ii) Income tax relating to items that will be reclassified to profit or loss		-	-
Total B		-	-
Total Other Comprehensive Income (A+B)		0.10	0.27
XI Total Comprehensive Income for the year (IX+X)		73.12	70.13
XII Earning per equity share: [Face value Rs.10 per share]	38		
# Basic (in Rs.)		30.11	29.85
# Diluted (in Rs.)		30.11	29.85

Material accounting policies information 1 to 3

See accompanying notes to the standalone financial statements

As per our report attached of even date
For SUNDARAM & SRINIVASAN
 Chartered Accountants
 ICAI Firm Reg.No: 004207S
 ICAI UDIN: 25209120BMKMTD3438

For and on behalf of the Board of Directors

K.Srinivasan

Srinivasan K
 Partner
 Membership No: 209120

Sukumar Srinivas

Sukumar Srinivas
 Managing Director
 DIN: 01868064

C.Ravikumar

C.Ravikumar
 Whole-time Director
 DIN: 01247347

Alex Varghese

Alex Varghese
 Chief Financial Officer

Ereena Vikram

Ereena Vikram
 Company Secretary
 ACS Membership No:33459

Place: Bengaluru
 Date: May 16, 2025

Place: Bengaluru
 Date: May 16, 2025



STATEMENT OF CASH FLOWS FOR THE YEAR ENDED 31ST MARCH 2025

(Rupees in Crores)

Particulars	Note No	For the Year ended 31-03-2025	For the Year ended 31-03-2024
Cash flow from operating activities			
Profit before tax		97.11	92.92
Adjustments to reconcile profit before tax to net cash flow:			
Depreciation and amortization expense	36(a)	9.97	9.46
Loss on sale of property, plant & equipment	37	0.01	0.05
Profit on sale of property, plant & equipment \ Investment property	34	(0.04)	(1.25)
Gain on termination of lease	34	(0.11)	(0.29)
Unwinding of interest income on rental deposits	34	(0.35)	(0.33)
Interest income	34	(0.23)	(1.21)
Write off of Inventory	37	0.54	-
Write off of property, plant and equipment	37	0.01	0.28
Interest expense on Borrowings	36	41.80	30.94
Fair valuation of financial guarantee (Expenses)	37	0.04	0.13
Fair valuation of financial guarantee (Income)	34	(0.04)	(0.13)
Interest on Lease liability	36	0.23	0.24
Bad Debts written off	37	2.23	1.01
Payables written back	34	(0.31)	(1.73)
Provision for damaged goods	37	-	0.50
Provision for expenses no longer required written back	34	(0.50)	(0.05)
Loss Allowance for doubtful trade receivables	37	3.07	3.32
Operating profit before working capital changes		153.43	133.86
Adjustments for :			
(Increase) / Decrease in inventories		(33.73)	(12.41)
(Increase) / Decrease in trade receivable		(141.22)	(137.78)
Decrease/ (Increase) in loans and other financial assets		(0.50)	0.54
Decrease/ (Increase) in other current assets		11.51	(14.06)
Decrease/ (Increase) in other non-current assets		0.12	0.11
(Decrease)/ Increase in trade payables		125.07	78.46
(Decrease)/ Increase in other financial liabilities		1.08	0.07
(Decrease)/ Increase in other current liabilities		(6.72)	11.88
(Decrease)/Increase in provisions		(1.26)	(1.83)
Cash flow from/(used in) operations		107.78	58.84
Income taxes paid		(24.67)	(21.74)
Net cash flows from/(used in) operating activities (A)		83.11	37.10
Cash flow from investing activities			
Consideration paid for purchase of property, plant & equipment (Including capital work-in-progress, capital advances and Investment property)		(17.14)	(24.31)
Purchase of software (Including intangible assets under development)	8	(1.41)	(1.56)
Investment in a subsidiary		-	(0.01)
Proceeds from sale of property, plant & equipment / Investment property		0.14	3.89
(Purchase)/proceeds from maturity of bank deposits/unclaimed dividend		(0.21)	0.61
Interest receipt		0.23	1.25
Net cash flows from/(used in) investing activities (B)		(18.39)	(20.13)



STATEMENT OF CASH FLOWS FOR THE YEAR ENDED 31ST MARCH 2025

(Rupees in Crores)

Particulars	Note No	For the Year ended 31-03-2025	For the Year ended 31-03-2024
Cash flow from financing activities			
Money received against Share warrants* (CY Nil, PY 75%)		-	78.75
Principal element of lease payments		(1.20)	(1.79)
Interest on Lease liability	36	(0.23)	(0.24)
Repayment of term loans		(10.70)	(8.07)
Repayment of term loan to a subsidiary		-	(39.74)
Current Borrowings availed/ (repaid)		(9.60)	12.79
Interest paid		(41.95)	(30.46)
Unclaimed dividend - Transfer in/(out)		0.05	0.01
Dividends paid	48 (A)(2)	(7.27)	(5.71)
Net cash flows from/(used in) financing activities (C)		(70.90)	5.54
Net increase/(decrease) in cash and cash equivalents(A+B+C)		(6.18)	22.51
Cash and cash equivalents - at the beginning of the year		28.22	5.71
Cash and cash equivalents - at the end of the year		22.04	28.22
Non cash financing and investing activities			
- Acquisition of Right-of-use assets	6	1.58	1.52
Note: Cash and Cash equivalents in the Cash Flow Statement comprise of the following :-			
i) Cash on Hand	16	1.02	0.86
ii) Balance with Banks :			
- In Current Account and cash credit account		21.02	27.36
		22.04	28.22
Material accounting policies information	1 to 3		

* Share warrants were converted to shares on 9th November 2023.

See accompanying notes to the standalone financial statements

The above Statement of Cash Flow has been prepared under the Indirect method as set out in Ind AS -7.

As per our report attached of even date
For **SUNDARAM & SRINIVASAN**
Chartered Accountants
ICAI Firm Reg.No: 004207S

Srinivasan K
Partner
Membership No: 209120



Place: Bengaluru
Date: May 16, 2025

For and on behalf of the Board of Directors

Sukumar Srinivas
Sukumar Srinivas
Managing Director
DIN: 01668064
Alex Varghese
Alex Varghese
Chief Financial Officer

Place: Bengaluru
Date: May 16, 2025

C. Ravikumar
C. Ravikumar
Whole-time Director
DIN: 01247347
Ereena Vikram
Ereena Vikram
Company Secretary
ACS Membership
No: 33459



SEPARATE (i.e STANDALONE) STATEMENT OF CHANGES IN EQUITY FOR THE YEAR ENDED 31ST MARCH 2025

(Rupees in Crores)

A. Equity Share Capital

(1) Year ended 31st March 2025 (refer note no 20)

Balance at the beginning i.e. 01st April 2024	Changes in Equity Share Capital due to prior period errors	Restated balance at the beginning of the current reporting period	Changes in equity share capital during the current year	Balance at the end i.e. 31st March 2025
24.25	-	24.25	-	24.25

(2) Year ended 31st March 2024 (refer note no 20)

Balance at the beginning i.e. 01st April 2023	Changes in Equity Share Capital due to prior period errors	Restated balance at the beginning of the previous reporting period	Changes in equity share capital during the previous year	Balance at the end i.e. 31st March 2024
22.85	-	22.85	1.40	24.25

B. Other Equity (refer note no 21)

(1) Year ended 31st March 2025

Particulars	Note No	Reserves and Surplus					Other Items of other comprehensive income	Money received against Share warrants	Total
		Capital Reserve	Securities Premium	General Reserve	Retained Earnings				
					Surplus in Statement of Profit and Loss	Defined benefit plan	Remeasurements of Net defined benefit Liability / Asset		
Balance at the beginning i.e. 01st April 2024		0.19	214.88	1.24	360.39	0.26	0.00	-	576.96
Profit for the year		-	-	-	73.02	-	-	-	73.02
Other comprehensive income for the year, net of income tax		-	-	-	-	-	0.10	-	0.10
Dividend Paid	48 (A)(2)	-	-	-	(7.27)	-	-	-	(7.27)
Transfer to retained earnings		-	-	-	-	0.10	(0.10)	-	-
Balance at the end i.e. 31st March 2025		0.19	214.88	1.24	426.14	0.36	0.00	-	642.81

SEPARATE (I.e STANDALONE) STATEMENT OF CHANGES IN EQUITY FOR THE YEAR ENDED 31ST MARCH 2025

(Rupees in Crores)

(2) Year ended 31st March 2024

Particulars	Note No	Reserves and Surplus					Other Items of other comprehensive income	Money received against Share warrants	Total
		Capital Reserve	Securities Premium	General Reserve	Retained Earnings		Remeasurements of Net defined benefit Liability / Asset		
					Surplus in Statement of Profit and Loss	Defined benefit plan			
Balance at the beginning i.e. 01st April 2023		0.19	111.28	1.24	296.24	(0.01)	0.00	26.25	435.19
Profit for the year					69.86		0.27	-	69.86
Other comprehensive income for the year, net of income tax							0.27	-	0.27
Dividends paid	48(A) (2)	-	-	-	(5.71)			-	(5.71)
Transfer to retained earnings		-	-	-	-	0.27	(0.27)	-	-
Issue of shares on conversion of share warrant			103.60					(26.25)	77.35
Balance at the end i.e. 31st March 2024		0.19	214.88	1.24	360.39	0.26	0.00	-	576.96

* Refer Note no 20(f)

Material accounting policies information- 1 to 3

See accompanying notes to the standalone financial statements

As per our report attached of even date
For SUNDARAM & SRINIVASAN
Chartered Accountants
ICAI Firm Reg.No: 004207S

For and on behalf of the Board of Directors

Srinivasan K
Partner
Membership No: 209120

K. Srinivasan



Place: Bengaluru
Date: May 16, 2025

Sukumar Srinivas

Sukumar Srinivas
Managing Director
DIN: 01668064

Alex Varghese
Chief Financial Officer

Place: Bengaluru
Date: May 16, 2025

C. Ravikumar
C. Ravikumar
Whole-time Director
DIN: 01247347
Ereena Vikram
Ereena Vikram
Company Secretary
ACS Membership No: 33459



**SHANKARA BUILDING PRODUCTS LIMITED, BENGALURU
YEAR ENDED 31.03.2025**

MATERIAL ACCOUNTING POLICIES INFORMATION– STANDALONE FINANCIAL STATEMENTS

1. GENERAL INFORMATION

Shankara Building Products Limited ("SBPL" or "the company") is a public listed company incorporated and domiciled in India. The registered office is situated at G-2, Farah Winsford, 133, Infantry Road, Bengaluru – 560001.

The company's shares are listed on the Bombay Stock Exchange 'BSE' and National Stock Exchange 'NSE'.

Shankara Building Products Limited is one of the India's leading organised retailers of home improvement and building products in India. It caters to a large customer base spread across various end-user segments in urban and semi-urban markets through a retail led, multi-channel sales approach complemented by processing facilities, supply chain and logistics facilities. It deals with a number of product categories including structural steel, cement, TMT bars, hollow blocks, pipes and tubes, roofing solutions, welding accessories, primers, solar heaters, plumbing materials, tiles, sanitary ware, water tanks, plywood, kitchen sinks, lighting and other allied products. The company has operations spread across ten states and one union territory in India.

2. MATERIAL ACCOUNTING POLICIES INFORMATION

2.1 Statement of compliance

These Standalone financial statements have been prepared in accordance with Indian Accounting Standards ("Ind AS") as per the Companies (Indian Accounting Standards) Rules, 2015 as amended and notified under Section 133 of the Companies Act, 2013 (the 'Act') and other relevant provisions of the Act.

The Standalone financial statements for the year ended March 31, 2025 (including comparatives) are duly adopted by the Board of Directors in the meeting held on May 16, 2025 for consideration of approval by the shareholders.

2.2 Functional and presentation currency

These standalone financial statements have been prepared and presented in Indian Rupees and all amounts have been presented in crore with two decimals, except share data and as otherwise stated.

2.3 Basis of preparation and presentation

These financial statements have been prepared and presented under accrual basis of accounting and as a going concern on historical cost convention or fair values, wherever applicable, as per the requirements of Ind AS prescribed under section 133 of the Act and relevant provisions thereon.



**SHANKARA BUILDING PRODUCTS LIMITED, BENGALURU
YEAR ENDED 31.03.2025**

MATERIAL ACCOUNTING POLICIES INFORMATION– STANDALONE FINANCIAL STATEMENTS

Disclosures under Ind AS are made only in respect of material items and in respect of the items that will be useful to the users of financial statements in making economic decisions.

Historical cost is generally based on the fair value of the consideration given in exchange for goods and services. Fair value is the price that would be received to sell an asset or paid to transfer a liability in an orderly transaction between market participants at the measurement date, regardless of whether that price is directly observable or estimated using another valuation technique. In estimating the fair value of an asset or a liability, the company takes into account the characteristics of the asset or liability if market participants would take those characteristics into account when pricing the asset or liability at the measurement date. Fair value for measurement and/or disclosure purposes in these financial statements is determined on such basis and measurements that have some similarities to fair value but are not fair value, such as net realisable value in Ind AS 2 or value in use in Ind AS 36.

Current and Non-Current Classification

All assets and liabilities have been classified as current or non-current as per the company's normal operating cycle or 12 months or other criteria as set out in the Schedule III to the Companies Act, 2013. Based on the nature of its business, the Board has ascertained its operating cycle to be 12 months for the purpose of current and non-current classification of assets and liabilities.

2.4 Revenue recognition

2.4.1 Sale of products

Revenue is recognised on fulfilment of performance obligation. In other words, revenue is recognised when a promise in a customer contract (performance obligation) has been satisfied by transferring control over the promised goods to the customer.

Revenue is measured at the fair value of the consideration received and receivable. Revenue is recognised based on the consideration received and receivable net of discounts, rebates, returns, taxes and duties on sales when the products are delivered to a carrier for sale, which is when control of goods are transferred to the customer or directly to the customer, as the case may be.

2.4.2 Dividend and interest income

Dividend income from investments is recognised when the shareholder's right to receive payment has been established.



SHANKARA BUILDING PRODUCTS LIMITED, BENGALURU
YEAR ENDED 31.03.2025

MATERIAL ACCOUNTING POLICIES INFORMATION– STANDALONE FINANCIAL STATEMENTS

Interest income from a financial asset is recognised when it is probable that the economic benefits will flow to the company and the amount of income can be measured reliably.

Interest income is accrued on a time basis, by reference to the principal outstanding and at the effective interest rate applicable, which is the rate that exactly discounts estimated future cash receipts through the expected life of the financial asset to that asset's net carrying amount on initial recognition. Interest income is recognised on time proportion basis.

2.4.3 Rental income

Rental income from operating leases (of company's investment properties) is recognised on straight-line basis over the term of the relevant lease, except where rentals are structured to increase in line with expected general inflation. Initial direct cost, if any, incurred in negotiating and arranging an operating lease are added to the carrying amount of the asset leased out and recognised on straight-line basis over the lease term.

2.4.4 Other Income

Other income is recognised on accrual basis provided that it is probable that the economic benefits will flow to the company and the amount of income can be measured reliably.

2.5 Property, Plant and Equipment

2.5.1 Recognition and measurement

The cost of Property, Plant and Equipment comprises of its purchase price, any import duties and other taxes (other than those subsequently recoverable from the tax authorities), any directly attributable expenditure on making the asset ready for its intended use, including relevant borrowing costs for qualifying assets and any expected costs of decommissioning, net of any trade discounts and rebates.

2.5.2 Subsequent expenditure

Subsequent costs are included in the asset's carrying amount or recognised as a separate asset, as appropriate, only when it is probable that future economic benefits associated with the item will flow to the company and the cost of the item can be measured reliably. All other repairs and maintenance are charged to the Statement of Profit and Loss during the reporting period in which they are incurred.

Property, Plant and Equipment are stated in the balance sheet at cost less accumulated depreciation / amortisation and impairment, if any.



SHANKARA BUILDING PRODUCTS LIMITED, BENGALURU
YEAR ENDED 31.03.2025

MATERIAL ACCOUNTING POLICIES INFORMATION– STANDALONE FINANCIAL STATEMENTS

2.5.3 Disposal of Property, Plant and Equipment

An item of Property, Plant and Equipment is derecognised upon disposal or on retirement, when no future economic benefits are expected to arise from the continued use of the asset.

Gains or losses on disposal are determined by comparing proceeds with the carrying amount. These are included in the Statement of Profit and Loss within other gains / (losses).

2.5.4 Depreciation

Depreciation commences when the assets are ready for their intended use. Depreciable amount for assets is the cost of an asset, or other amount substituted for cost, less its estimated residual value. Depreciation is recognised so as to write off the cost of Property, Plant & Equipment (other than capital work in progress) less their residual values over their useful lives, using straight-line method as per the useful life prescribed in Schedule II to the Companies Act, 2013.

Management has re-assessed the useful lives of the Property, Plant and Equipment and on the basis of technical evaluation, management is of the view that useful lives assessed by management, as above, are indicative of the estimated economic useful lives of the Property, Plant and Equipment. In respect of additions to Property, Plant and Equipment, depreciation has been charged on pro rata basis. Individual assets costing less than Rs. 0.0005 crore (Rs. 5,000/-) are depreciated fully during the year of purchase.

The company reviews the residual value, useful lives and depreciation method annually and, if current estimates differ from previous estimates, the change is accounted for as a change in accounting estimate on a prospective basis.

2.5.5 Capital work-in-progress

Capital work-in-progress includes cost of Property, Plant and Equipment under installation/under development as at the balance sheet date. Advances paid towards the acquisition of Property, Plant and Equipment outstanding at each balance sheet date are classified as capital advances under other non-current assets.



MATERIAL ACCOUNTING POLICIES INFORMATION– STANDALONE FINANCIAL STATEMENTS

2.6 Investment properties

Property that is held for long-term rental yields or for capital appreciation or both, rather than for, use in the production or supply of goods or services or for administrative purposes or sale in the ordinary course of business is classified as investment property. Investment property is measured initially at its cost, including related transaction costs and where applicable, the borrowing costs. Subsequent expenditure is capitalised to the asset's carrying amount only when it is probable that future economic benefits associated with the expenditure will flow to the company and the cost of the item can be measured reliably. All other repairs and maintenance costs are expensed when incurred. When part of investment property is replaced, the carrying amount of the replaced part is derecognised.

Investment properties (except freehold land) are depreciated using straight-line method over their estimated useful lives. Investment properties generally have a useful life of 60 years. The useful life has been determined based on technical evaluation by management.

2.7 Intangible assets

Intangible assets with finite useful lives that are acquired separately are carried at cost less accumulated amortisation and accumulated impairment losses. Amortisation is recognised in the income statement on a straight-line basis over their estimated useful lives of the intangible asset. Intangible assets that are not available for use are amortised from the date they are available for use.

The estimated useful lives are as follows:

Software - 3 years

Brand - 3 years

The amortisation period and amortisation method for intangible assets are reviewed at the end of each reporting period, with the effect of any changes in estimate being accounted for on a prospective basis.

An item of intangible asset is derecognised upon disposal or when no future economic benefits are expected from its use or disposal. Any gain or loss arising on derecognition of the asset is included in the Statement of Profit or Loss when the asset is derecognised.



SHANKARA BUILDING PRODUCTS LIMITED, BENGALURU
YEAR ENDED 31.03.2025

MATERIAL ACCOUNTING POLICIES INFORMATION– STANDALONE FINANCIAL STATEMENTS

2.7.1 Intangible assets under development

An intangible asset is an identifiable non-monetary asset without physical substance. The cost of an internally generated intangible asset comprises all directly attributable costs necessary to create, produce, and prepare the asset to be capable of operating in the manner intended by the Management.

An intangible asset arising from development shall be recognised if:

- i) there is technical feasibility of completing it so that it will be available for use
- ii) the entity intends to complete it and use or sell it
- iii) the entity has ability to use or sell it
- iv) technical, financial and other resources are available to the entity to complete it
- v) the entity is able to measure reliably the expenditure attributable to the intangible asset during its development.

Intangible assets under development includes cost of services used and cost of licenses in generating the intangible asset under development as at the balance sheet date.

2.8 Impairment of Property, Plant and Equipment and Intangible Assets

At the end of each reporting period, the Board reviews the carrying amounts of its tangible and intangible assets to determine whether there is any indication that those assets have suffered an impairment loss. If any such indication exists, the recoverable amount of the asset is estimated in order to determine the extent of the impairment loss (if any). Where it is not possible to estimate the recoverable amount of an individual asset, the company estimates the recoverable amount of the cash-generating unit to which the asset belongs. Where a reasonable and consistent basis of allocation can be identified, corporate assets are also allocated to individual cash-generating units, or otherwise they are allocated to the smallest group of cash-generating units for which a reasonable and consistent allocation basis can be identified.

Intangible assets with indefinite useful lives and intangible assets not yet available for use are tested for impairment atleast annually, and whenever there is an indication that the asset may be impaired.



**SHANKARA BUILDING PRODUCTS LIMITED, BENGALURU
YEAR ENDED 31.03.2025**

MATERIAL ACCOUNTING POLICIES INFORMATION– STANDALONE FINANCIAL STATEMENTS

Recoverable amount is the higher of fair value less costs to sell and value in use. In assessing value in use, the estimated future cash flows are discounted to their present value using a pre-tax discount rate that reflects current market assessments of the time value of money and the risks specific to the asset for which the estimates of future cash flows have not been adjusted.

If the recoverable amount of an asset (or cash-generating unit) is estimated to be less than its carrying amount, the carrying amount of the asset (or cash-generating unit) is reduced to its recoverable amount.

An impairment loss is recognised immediately in the Statement of Profit and Loss, unless the relevant asset is carried at a revalued amount, in which case the impairment loss is treated as a revaluation decrease.

Any reversal of the previously recognised impairment loss is limited to the extent that the asset's carrying amount does not exceed the carrying amount that would have been determined if no impairment loss had previously been recognised.

2.9 Business combinations

Business combinations have been accounted for using the acquisition method under the provisions of Ind AS 103. The cost of acquisition is measured at the fair value of the assets transferred, equity instruments issued and liabilities incurred or assumed at the date of acquisition, which is the date on which control is transferred to the company. The cost of acquisition also includes the fair value of any contingent consideration. Identifiable assets acquired, liabilities and contingent liabilities assumed in a business combination are measured initially at their fair value on the date of acquisition. Business combinations between entities under common control are accounted for at carrying value.

2.10 Leases

Leases are classified as finance leases whenever the terms of the lease transfer substantially all the risks and rewards of ownership to the lessee. All other leases are classified as operating leases.

Effective April 01, 2019, the company has adopted Ind AS 116 "Leases" and applied the standard to all lease contracts existing on April 01, 2019 using the modified retrospective approach method. The company as a lessee has recognised the lease liability based on the remaining lease payments discounted using the incremental borrowing rate as on the date of initial application (being 01st April, 2019).



MATERIAL ACCOUNTING POLICIES INFORMATION– STANDALONE FINANCIAL STATEMENTS

The Right-of-Use (ROU) asset has been recognised at its carrying amount as if Ind AS 116 has been applied since the commencement date of the lease arrangement by using the incremental borrowing rate as at the transaction date (being 01st April, 2019). The company has not restated the comparatives information, instead, the cumulative effect of initially applying this standard has been recognised as an adjustment to the opening balance of retained earnings as on 01st April, 2019.

Ind AS 116 requires lessees to determine the lease term as the non-cancellable period of a lease adjusted with any option to extend or terminate the lease, if the use of such option is reasonably certain.

The company makes an assessment of the expected lease term on a lease-by-lease basis and thereby assesses whether it is reasonably certain that any options to extend or terminate the contract will be exercised.

In evaluating the lease term, the company considers factors such as any significant leasehold improvements undertaken over the lease term, costs relating to the termination of the lease and the importance of the underlying asset to the company's operations, taking into account the location of the underlying asset and the availability of suitable alternatives. The lease term for future periods is reassessed to ensure that the lease term reflects the current economic circumstances. In respect of such long-term contracts, Ind AS 116 is applied.

2.10.1 Where the company is lessor

As per terms of lease agreements, there is no substantial transfer of risk and reward of the property to the lessee. Accordingly, such leased out assets are treated as belonging to the company. Rental income from operating leases is recognised on straight-line basis over the term of the relevant lease. Initial direct cost, if any, incurred in negotiating and arranging an operating lease are added to the carrying amount of the leased asset and recognised on straight-line basis over the lease term.

2.10.2 Where the company is a lessee

The company's lease asset class primarily consist of leases for land and buildings. The company assesses whether a contract contains a lease, at the inception of a contract. A contract is, or contains, a lease if the contract conveys the right to control the use of an identified asset for a period of time in exchange for consideration.



SHANKARA BUILDING PRODUCTS LIMITED, BENGALURU
YEAR ENDED 31.03.2025

MATERIAL ACCOUNTING POLICIES INFORMATION– STANDALONE FINANCIAL STATEMENTS

To assess whether a contract conveys the right to control the use of an identified asset, the company assesses whether: (1) the contract involves the use of an identified asset (2) the company has substantially all of the economic benefits from use of the asset through the period of the lease and (3) the company has the right to direct the use of the asset.

At the date of commencement of the lease, the company recognises a Right-of-Use asset ("ROU") and a corresponding lease liability for all lease arrangements in which it is a lessee. The company has however elected to use the exemptions provided by the standard on lease contracts for which the lease term ends within 12 months as of the date of initial application, and lease contracts for which the underlying asset is of low value.

For these short-term and low value leases, the company recognises the lease payments as an operating expense on a straight-line basis over the term of the lease. Right-of-use assets are depreciated from the commencement date on a straight-line basis over the lease term or useful life of the underlying asset whichever shorter. Right-of-use assets are evaluated for recoverability whenever events or changes in circumstances indicate that their carrying amounts may not be recoverable.

For the purpose of impairment testing, the recoverable amount (i.e. the higher of the fair value less cost to sell and the value-in-use) is determined on an individual asset basis unless the asset does not generate cash flows that are largely independent of those from other assets. In such cases, the recoverable amount is determined for the Cash Generating Unit (CGU) to which the asset belongs.

The lease liability is initially measured at amortised cost at the present value of the future lease payments. The lease payments are discounted using the interest rate implicit in the lease or, if not readily determinable, using the incremental borrowing rates in the country of domicile of the leases. Lease liabilities are remeasured with a corresponding adjustment to the related right of use asset if the company changes its assessment if whether it will exercise an extension or a termination option.

Lease liability and ROU asset have been separately presented in the Balance Sheet and lease payments have been classified as financing cash flows.

2.11 Inventories

Inventories are stated at lower of cost and net realisable value.



SHANKARA BUILDING PRODUCTS LIMITED, BENGALURU
YEAR ENDED 31.03.2025

MATERIAL ACCOUNTING POLICIES INFORMATION– STANDALONE FINANCIAL STATEMENTS

Cost comprises of purchase price, freight, other attributable costs, applicable taxes not eligible for credit, less rebates and discounts, which is determined on First-in, First-out ('FIFO') basis.

Net realisable value is the estimated selling price in the ordinary course of business less the estimated cost of completion and selling expenses.

Stores and spares which do not meet the definition of Property, Plant and Equipment are accounted as inventories.

All items of inventories which are considered to be damaged, unmarketable or unserviceable and have become otherwise obsolete are valued at the estimated net realisable value.

2.11.1 Raw materials

Raw materials are valued at cost of purchase, net of duties and taxes and include all expenses incurred in bringing such materials to the location and condition of its use.

2.11.2 Finished goods

Finished goods include conversion costs in addition to the landed cost of raw materials.

2.11.3 Stock in Trade

Cost of stock-in-trade includes the purchase price, freight, other attributable costs, applicable taxes not eligible for credit, less rebates and discounts.

2.11.4 Stores, spares and tools

Cost of stores, spares and tools includes cost of purchase and other costs incurred in bringing the inventories to their present location and condition.

2.12 Employee benefits

In respect of defined contribution plan, the company makes the stipulated contributions to provident fund, employees' state insurance and pension fund, in respect of employees to the respective authorities under which the liability of the company is limited to the extent of the contribution.

The liability for gratuity, considered as defined benefit, is determined actuarially using the projected unit credit method, with actuarial valuations being carried out at the end of each annual reporting period.



SHANKARA BUILDING PRODUCTS LIMITED, BENGALURU
YEAR ENDED 31.03.2025

MATERIAL ACCOUNTING POLICIES INFORMATION– STANDALONE FINANCIAL STATEMENTS

Re-measurement, comprising actuarial gains and losses, the effect of the changes to the asset ceiling (if applicable) and the return on plan assets (excluding interest), is reflected immediately in the statement of financial position with a charge or credit recognised in other comprehensive income in the period in which they occur. Re-measurement gains and losses recognised in other comprehensive income is reflected immediately in retained earnings and will not be reclassified to profit or loss. Past service cost is recognised in profit or loss in the period of a plan amendment. Net interest is calculated by applying the discount rate at the beginning of the period to the net defined benefit liability or asset.

Defined benefit costs are categorised as follows:

- service cost (including current service cost, past service cost, as well as gains and losses on curtailments and settlements);
- net interest expense or income; and
- re-measurement.

The company presents the first two components of defined benefit costs in profit or loss under the head 'Employee benefits expense'. Curtailment gains and losses are accounted for as past service costs.

The retirement benefit obligation recognised in the statement of financial position represents the actual deficit or surplus in the company's defined benefit plans. Any surplus resulting from this calculation is limited to the present value of any economic benefits available in the form of refunds from the plans or reductions in future contributions to the plans. A liability for a termination benefit is recognised at the earlier of when the entity can no longer withdraw the offer of the termination benefit and when the entity recognises any related restructuring costs.

A liability is recognised for benefits accruing to employees in respect of wages and salaries, annual leave and sick leave in the period the related service is rendered at the undiscounted amount of the benefits expected to be paid in exchange for that service. Liabilities recognised in respect of short-term employee benefits are measured at the undiscounted amount of the benefits expected to be paid in exchange for the related service.

The company recognises a liability and an expense for bonus. The company recognises a provision where contractually obligated or where there is a past practice that has created a constructive obligation.



SHANKARA BUILDING PRODUCTS LIMITED, BENGALURU
YEAR ENDED 31.03.2025

MATERIAL ACCOUNTING POLICIES INFORMATION– STANDALONE FINANCIAL STATEMENTS

2.13 Income taxes

Tax expense comprises current and deferred tax. It is recognised in profit or loss except to the extent that it relates to a business combination or to an item recognised directly in equity or in other comprehensive income.

2.13.1 Current tax

Current tax is the amount of tax payable based on the taxable profit for the year as determined in accordance with the applicable tax rates and the provisions of the Indian Income Tax Act, 1961.

2.13.2 Deferred tax

Deferred tax is recognised on temporary differences between the carrying amounts of assets and liabilities in the financial statements and the corresponding tax bases used in the computation of taxable profit. Deferred tax liabilities are generally recognised for all taxable temporary differences.

Deferred tax assets are generally recognised for all deductible temporary differences to the extent that it is probable that taxable profits will be available against which those deductible temporary differences can be utilised.

Such deferred tax assets and liabilities are not recognised if the temporary difference arises from the initial recognition (other than in a business combination) of assets and liabilities in a transaction that affects neither the taxable profit nor the accounting profit. In addition, deferred tax liabilities are not recognised if the temporary difference arises from the initial recognition of goodwill.

The carrying amount of deferred tax assets is reviewed at the end of each annual reporting period and reduced to the extent that it is no longer probable that sufficient taxable profits will be available to allow all or part of the asset to be recovered.

Deferred tax assets and liabilities are measured at the tax rates that are expected to apply in the period in which the liability is settled or the asset is realised, based on tax rates (and tax laws) that have been enacted or substantively enacted by the end of the reporting period.

Deferred tax assets and deferred tax liabilities are netted against each other if a legally enforceable right exists to set off current tax assets against current tax liabilities and the deferred taxes relate to the same taxable entity and the same taxation authority.



SHANKARA BUILDING PRODUCTS LIMITED, BENGALURU
YEAR ENDED 31.03.2025

MATERIAL ACCOUNTING POLICIES INFORMATION– STANDALONE FINANCIAL STATEMENTS

Current and deferred tax are recognised in the statement of profit and loss, except when they are related to items that are recognised in other comprehensive income or directly in equity, in which case, the current and deferred tax are also recognised in other comprehensive income or directly in equity respectively. Where current tax or deferred tax arises from the initial accounting for a business combination, the tax effect is included in the accounting for the business combination.

The company has exercised option to pay income tax u/s. 115BAA of the Income Tax Act, 1961 from the financial year 2019-2020. Hence the provisions relating to minimum alternate tax (MAT) are not applicable to the company.

2.14 Foreign currency translation

The functional currency of the company is determined on the basis of the primary economic environment in which it operates. The functional currency of the company is Indian National Rupee (INR).

The transactions in currencies other than the entity's functional currency (foreign currencies) are recognised at the rates of exchange prevailing at the dates of the transactions. At the end of each reporting period, monetary items denominated in foreign currencies are retranslated at the rates prevailing at that date. Non-monetary items carried at fair value that are denominated in foreign currencies are retranslated at the rates prevailing at the date when the fair value was determined. Non-monetary items that are measured in terms of historical cost in a foreign currency are not retranslated.

Exchange differences on monetary items are recognised in Statement of Profit and Loss in the period in which they arise except for:

- exchange differences on foreign currency borrowings relating to assets under construction for future productive use, which are included in the cost of those assets when they are regarded as an adjustment to interest costs on those foreign currency borrowings;
- exchange differences on monetary items receivable from or payable to a foreign operation for which settlement is neither planned nor likely to occur (therefore forming part of the net investment in the foreign operation), which are recognised initially in other comprehensive income and reclassified from equity to Statement of Profit and Loss on repayment of the monetary items.



**SHANKARA BUILDING PRODUCTS LIMITED, BENGALURU
YEAR ENDED 31.03.2025**

MATERIAL ACCOUNTING POLICIES INFORMATION– STANDALONE FINANCIAL STATEMENTS

2.15 Provisions, contingent liabilities and contingent assets

Provisions are recognised when the company has a present obligation (legal or constructive), as a result of past events, and it is probable that an outflow of resources, that can be reliably estimated, will be required to settle such an obligation.

The amount recognised as a provision is the best estimate of the consideration required to settle the present obligation at the balance sheet date, taking into account the risks and uncertainties surrounding the obligation. When a provision is measured using the cash flows estimated to settle the present obligation, its carrying amount is the present value of those cash flows (when the effect of the time value of money is material).

When some or all of the economic benefits required to settle a provision are expected to be recovered from a third party, a receivable is recognised as an asset if it is virtually certain that reimbursement will be received and the amount of the receivable can be measured reliably.

Contingent Liabilities and Contingent Assets are not recognised but are disclosed in the notes.

2.16 Earnings per share

Basic earnings per share is computed by dividing the profit after tax / (loss) attributable to equity shareholders by the weighted average number of equity shares outstanding during the year.

The weighted average number of equity shares outstanding during the year is adjusted for treasury shares, bonus issue, bonus element in a rights issue to existing shareholders, share split and reverse share split (consolidation of shares). Diluted earnings per share is computed by dividing the profit / (loss) after tax attributable to equity shareholders as adjusted for dividend, interest and other charges to expense or income (net of any attributable taxes) relating to the dilutive potential equity shares, by the weighted average number of equity shares considered for deriving basic earnings per share and the weighted average number of equity shares which could have been issued on the conversion of all dilutive potential equity shares including the treasury shares held by the company to satisfy the exercise of the share options by the employees.



MATERIAL ACCOUNTING POLICIES INFORMATION– STANDALONE FINANCIAL STATEMENTS

2.17 Borrowing costs

Borrowing costs directly attributable to the acquisition, construction or production of a qualifying asset are capitalised during the period of time that is necessary to complete and prepare the asset for its intended use or sale. Other borrowing costs are expensed in the period in which they are incurred under finance costs. Borrowing cost also includes exchange differences to the extent regarded as an adjustment to interest costs.

2.18 Government grants & Subsidies

Grants from the Government are recognised at their fair market value where there is a reasonable assurance that the grant will be received and the Group will comply with all attached conditions.

Government grants receivable as compensation for expenses or financial support are recognised in profit or loss of the period in which it becomes available. Government grants relating to the purchase of Property, Plant and Equipment are included in current / non-current liabilities as deferred income and are credited to profit or loss on a straight-line basis over the expected lives of the related assets and presented within other income.

2.19 Non-current assets held for sale / distribution to owners and discontinued operations

The company classifies non-current assets and disposal groups as held for sale/ distribution to owners if their carrying amounts will be recovered principally through a sale / distribution rather than through continuing use.

Actions required to complete the sale/ distribution should indicate that it is unlikely that significant changes to the sale/ distribution will be made or that the decision to sell/ distribute will be withdrawn. Management must be committed to the sale/distribution and it is expected to be completed within one year from the date of classification.

The criteria for held for sale/ distribution classification is regarded as met only when the assets or disposal group is available for immediate sale/ distribution in its present condition, subject only to terms that are usual and customary for sales/ distribution of such assets (or disposal groups), its sale/ distribution is highly probable; and it will genuinely be sold, not abandoned. The company treats sale/ distribution of the asset or disposal group to be highly probable when:



SHANKARA BUILDING PRODUCTS LIMITED, BENGALURU
YEAR ENDED 31.03.2025

MATERIAL ACCOUNTING POLICIES INFORMATION– STANDALONE FINANCIAL STATEMENTS

- The appropriate level of management is committed to a plan to sell the asset (or disposal group); An active programme to locate a buyer and complete the plan has been initiated;
- The asset (or disposal group) is being actively marketed for sale at a price that is reasonable in relation to its current fair value;
- The sale is expected to qualify for recognition as a completed sale within one year from the date of classification; and
- Actions required to complete the plan indicate that it is unlikely that significant changes to the plan will be made or that the plan will be withdrawn.

Non-current assets held for sale/for distribution to owners and disposal groups are measured at the lower of their carrying amount and the fair value less costs to sell/ distribute. Assets and liabilities classified as held for sale/ distribution are presented separately in the balance sheet. Property, Plant and Equipment and intangible assets once classified as held for sale/ distribution to owners are not depreciated or amortised.

A disposal group qualifies as discontinued operation if it is a component of an entity that either has been disposed of, or is classified as held for sale, and:

- represents a separate major line of business or geographical area of operations,
- is part of a single co-ordinated plan to dispose of a separate major line of business or geographical area of operations
- is a subsidiary acquired exclusively for resale.

Discontinued operations are excluded from the results of continuing operations and are presented as a single amount as profit or loss after tax from discontinued operations in the statement of profit and loss.

2.20 Financial instruments

A financial instrument is any contract that gives rise to a financial asset of one entity and a financial liability or equity instrument of another entity.

Financial assets and financial liabilities are initially measured at fair value. Transaction costs that are directly attributable to the acquisition or issue of financial assets and financial liabilities (other than financial assets and financial liabilities at fair value through Statement of Profit and Loss ('FVTPL')) are added to or deducted from the fair value of the financial assets or financial liabilities, as appropriate, on initial recognition.



SHANKARA BUILDING PRODUCTS LIMITED, BENGALURU
YEAR ENDED 31.03.2025

MATERIAL ACCOUNTING POLICIES INFORMATION– STANDALONE FINANCIAL STATEMENTS

Transaction costs directly attributable to the acquisition of financial assets or financial liabilities at fair value through profit and loss are recognised immediately in Statement of Profit and Loss.

Trade receivables are recognised when they are originated.

Trade payables are in respect of the amount due on account of goods purchased or services availed in the normal course of business. They are recognised at the transaction price i.e., the amount payable for the goods or services, if the transaction does not contain a significant financing component.

a) Financial Assets

(i) Recognition and initial measurement

All financial assets are recognised initially at fair value. Transaction costs that are directly attributable to the acquisition of financial assets (other than financial assets at fair value through Statement of Profit or Loss ('FVTPL')) are added to the fair value of the financial assets, on initial recognition. Transaction costs directly attributable to the acquisition of financial assets at FVTPL are recognised immediately in Statement of Profit and Loss.

(ii) Subsequent measurement

For the purposes of subsequent measurement, financial assets are classified in four categories:

- Debt instruments at amortised cost
- Debt instruments at fair value through other comprehensive income (FVTOCI);
- Debt instruments and equity instruments at fair value through profit or loss (FVTPL);
- Equity instruments measured at fair value through other comprehensive income (FVTOCI).

Debt instruments at amortised cost

A 'debt instrument' is measured at the amortised cost if both the following conditions are met:

- The asset is held within a business model whose objective is to hold assets for collecting contractual cash flows, and



MATERIAL ACCOUNTING POLICIES INFORMATION– STANDALONE FINANCIAL STATEMENTS

-The contractual terms of the financial asset give rise on specified dates to cash flows that are solely payments of principal and interest (SPPI) on the principal amount outstanding.

After initial measurement, such financial assets are subsequently measured at amortised cost using the effective interest rate (EIR) method.

Amortised cost is calculated by taking into account any discount or premium on acquisition and fees or costs that are an integral part of the EIR. The EIR amortisation is included under the head finance income in the profit or loss. The losses arising from impairment are recognised in the profit or loss. This category generally applies to trade and other receivables.

Debt instrument at FVTOCI

A 'debt instrument' is classified as FVTOCI if both of the following criteria are met:

- The objective of the business model is achieved both by collecting contractual cash flows and selling the financial assets, and
- The asset's contractual cash flows represent SPPI.

Debt instruments included within the FVTOCI category are measured initially as well as at each reporting date at fair value. Fair value movements are recognised in the other comprehensive income (OCI).

Debt instrument at FVTPL

FVTPL is a residual category for debt instruments. Any debt instrument, which does not meet the criteria for categorisation as amortised cost or as FVTOCI, is classified as FVTPL. Debt instruments included within the FVTPL category are measured at fair value with all changes recognised in the statement of profit and loss.

In addition, the company may elect to designate a debt instrument, which otherwise meets amortised cost or FVTOCI criteria, as FVTPL. However, such election is chosen only if doing so reduces or eliminates a measurement or recognition inconsistency (referred to as 'accounting mismatch').

(iii) De-recognition of financial assets

A financial asset is de-recognised only when;

- a. The entity has transferred the rights to receive cash flows from the financial asset or



MATERIAL ACCOUNTING POLICIES INFORMATION– STANDALONE FINANCIAL STATEMENTS

b. The entity retains the contractual rights to receive the cash flows of the financial asset, but expects a contractual obligation to pay the cash flows to one or more recipients.

Where entity has transferred an asset, the entity examines and assesses whether it has transferred substantially all risks and rewards of ownership of financial asset. In such cases, financial asset is de-recognised. Where entity has not transferred substantially all risks and rewards of ownership of financial asset, such financial asset is not de-recognised.

Where the entity has neither transferred a financial asset nor retains substantially all risks and rewards of ownership of the financial asset, the financial asset is de-recognised, if the entity has not retained control of the financial asset. Where the entity retains control of the financial asset is continued to be recognised to the extent of continuing involvement in the financial asset.

(iv) Investment in subsidiaries

The company's investment in equity instruments of subsidiaries is accounted for at cost as per Ind AS 27, including adjustment for fair value of obligations, if any, in relation to such subsidiaries.

b) Financial liabilities and equity instruments

(i) Initial recognition and measurement

All financial liabilities are recognised initially at fair value giving effect to transaction cost (if any) that is attributable to the acquisition of the financial liabilities which is also adjusted.

(ii) Subsequent measurement

The measurement of financial liabilities depends on their classification, as described below:

Loans and borrowings

After initial recognition, interest-bearing loans and borrowings are subsequently measured at amortised cost using the Effective Interest Rate (EIR) method. Gains and losses are recognised in profit or loss when the liabilities are de-recognised through the EIR amortisation process. Amortised cost is calculated by taking into account any discount or premium on acquisition and fees or costs that are an integral part of the EIR. The EIR amortisation is included under finance costs in the statement of profit and loss.



**SHANKARA BUILDING PRODUCTS LIMITED, BENGALURU
YEAR ENDED 31.03.2025**

MATERIAL ACCOUNTING POLICIES INFORMATION– STANDALONE FINANCIAL STATEMENTS

Trade and other payables

These amounts represent liabilities for goods or services provided to the company which are unpaid at the end of the reporting period. Trade and other payables are presented as current liabilities when the payment is due within a period of 12 months from the end of the reporting period.

For all trade and other payables classified as current, the carrying amounts approximate fair value due to the short maturity of these instruments. Other payables falling due after 12 months from the end of the reporting period are presented as non-current liabilities and are measured at amortised cost unless designated at fair value through profit and loss at the inception.

The company enters into deferred payment arrangements (acceptances) whereby lenders such as banks and other financial institutions make payments to supplier's banks for purchase of raw materials. The banks and financial institutions are subsequently repaid by the company at a later date. These are normally settled up to 90 days. These arrangements for raw materials are recognised as Acceptances i.e. trade payables and are included in total outstanding dues of creditors other than micro enterprises and small enterprises.

Financial guarantee

Financial guarantee contracts issued by the company are those contracts that require a payment to be made to reimburse the holder for a loss it incurs because, the principal debtor fails to make a payment when due in accordance with the terms of a debt instrument. Financial guarantee contracts are recognised initially as a liability at fair value, including transaction costs that are directly attributable to the issuance of the guarantee. Subsequently, the liability is measured at the higher of the amount of loss allowance determined as per impairment requirements of Ind-AS 109 and the amount recognised less cumulative amortisation.

All interest-related charges and, if applicable, changes in an instrument's fair value that are reported in statement of profit or loss are included within finance costs or finance income.

Other financial liabilities at fair value through profit or loss

Financial liabilities at fair value through profit or loss include financial liabilities held for trading and financial liabilities designated upon initial recognition as at fair value through statement of profit or loss. Gains or losses on liabilities held for trading or designated as at FVTPL are recognised in the profit or loss.



MATERIAL ACCOUNTING POLICIES INFORMATION– STANDALONE FINANCIAL STATEMENTS

(iii) Derecognition of financial liabilities

A financial liability is de-recognised when the obligation under the liability is discharged or cancelled or expires. When an existing financial liability is replaced by another from the same lender on substantially different terms, or the terms of an existing liability are substantially modified, such an exchange or modification is treated as the de-recognition of the original liability and the recognition of a new liability. The difference in the respective carrying amounts is recognised in the statement of profit or loss.

c) Offsetting

Financial assets and financial liabilities are offset and the net amount is reported in the balance sheet if there is a currently enforceable legal right to offset the recognised amounts and there is an intention to settle on a net basis, to realise the assets and settle the liabilities simultaneously.

d) Impairment of Financial assets

The Board assesses at balance sheet date whether a financial asset or a group of financial assets is impaired. Ind AS 109 requires expected credit losses to be measured through a loss allowance. The company recognises lifetime expected losses for all contract assets and / or all trade receivables that do not constitute a financing transaction. For all other financial assets, expected credit losses are measured at an amount equal to the expected credit losses for the next 12 months or at an amount equal to the lifetime expected credit losses, if the credit risk on the financial asset has increased significantly since initial recognition.

e) Fair value measurement

The Board measures financial instruments at fair value at each balance sheet date. Fair value is the price that would be received to sell an asset or paid to transfer a liability in an orderly transaction between market participants at the measurement date. The fair value measurement is based on the presumption that the transaction to sell the asset or transfer the liability takes place either:

- In the principal market for the asset or liability, or
- In the absence of a principal market, in the most advantageous market for the asset or liability which are accessible to the company.

The fair value of an asset or a liability is measured using the assumptions that market participants would use when pricing the asset or liability, assuming that market participants act in their best economic interest.



SHANKARA BUILDING PRODUCTS LIMITED, BENGALURU
YEAR ENDED 31.03.2025

MATERIAL ACCOUNTING POLICIES INFORMATION– STANDALONE FINANCIAL STATEMENTS

A fair value measurement of a non-financial asset takes into account a market participant's ability to generate economic benefits by using the asset in its highest and best use or by selling it to another market participant that would use the asset in its highest and best use.

Valuation techniques that are appropriate in the circumstances are used and for which sufficient data are available to measure fair value, maximising the use of relevant observable inputs and minimising the use of unobservable inputs. All assets and liabilities for which fair value is measured or disclosed in the financial statements are categorised within the fair value hierarchy, described as follows, based on the lowest level input that is significant to the fair value measurement as a whole:

- Level 1: Quoted (unadjusted) market prices in active markets for identical assets or liabilities;
- Level 2: Valuation techniques for which the lowest level input that is significant to the fair value measurement is directly or indirectly observable, or
- Level 3: Valuation techniques for which the lowest level input that is significant to the fair value measurement is unobservable.

For assets and liabilities that are recognised in the financial statements on a recurring basis, the company determines whether transfers have occurred between levels in the hierarchy by re-assessing categorisation (based on the lowest level Input that is significant to the fair value measurement as a whole) at the end of each reporting period.

f) Derivative financial instruments

Derivative financial instruments are accounted for at FVTPL except for derivatives designated as hedging instruments in cash flow hedge relationships, which require a specific accounting treatment. To qualify for hedge accounting, the hedging relationship must meet several strict conditions with respect to documentation, probability of occurrence of the hedged transaction and hedge effectiveness.

These arrangements have been entered into to mitigate currency exchange risk arising on account of repayment of foreign currency term loan and interest thereon. For the reporting period under audit, the company has not designated any forward currency contracts as hedging instruments.



SHANKARA BUILDING PRODUCTS LIMITED, BENGALURU
YEAR ENDED 31.03.2025

MATERIAL ACCOUNTING POLICIES INFORMATION– STANDALONE FINANCIAL STATEMENTS

2.21 Cash and cash equivalents and cash flow statement

Cash comprises cash on hand and demand deposits with banks. Cash equivalents are short-term balances (with maturity of three months or less from the date of acquisition), highly liquid investments that are readily convertible into known amounts of cash and which are subject to insignificant risk of changes in value.

Cash flows are reported using the Indirect method, whereby profit/ (loss) before extraordinary items and tax is appropriately classified for the effects of transactions of non-cash nature and any deferrals or accruals of past or future cash receipts or payments. In cash flow statement, cash and cash equivalents include cash in hand, balances with banks in current accounts and other short- term highly liquid investments with original maturities of three months or less.

2.22 Dividend on ordinary shares

The entity recognises a liability to make cash or non-cash distributions to equity holders of the company when the distribution is authorised and the distribution is no longer at the discretion of the company. The amount so authorised is recognised directly in equity.

2.23 Segment reporting

An operating segment is defined as a component of the entity that represents business activities from which it earns revenue and incurs expenses and for which discrete financial information is available. The operating segments are based on the entity's internal reporting structure and the manner in which operating results are reviewed by the Chief Operating Decision Maker (CODM).

2.24 Recent Pronouncements

The Ministry of Corporate Affairs ("MCA") notifies new standards or amendment to the existing standards under Companies (Indian Accounting Standards) Rules as issued from time to time. For the year ended March 31, 2025, MCA has notified Ind AS – 117 Insurance contracts and amendments to Ind AS 116 – Leases, relating to sale and leaseback transactions applicable from April 01,2024. The company has reviewed the new pronouncements and based on its evaluation has determined that it does not have any impact in its financial statements.



SHANKARA BUILDING PRODUCTS LIMITED, BENGALURU
YEAR ENDED 31.03.2025

MATERIAL ACCOUNTING POLICIES INFORMATION– STANDALONE FINANCIAL STATEMENTS

3. KEY SOURCES OF ESTIMATION UNCERTAINTY AND CRITICAL ACCOUNTING JUDGEMENTS

In the course of applying the policies outlined in all notes under section 2 above, the company is required to make judgements, estimates and assumptions about the carrying amount of assets and liabilities that are not readily apparent from other sources. The estimates and associated assumptions are based on historical experience and other factors that are considered to be relevant. Actual results may differ from these estimates.

The estimates and underlying assumptions are reviewed on an ongoing basis. Revisions to accounting estimates are recognised in the period in which the estimate is revised if the revision affects only that period, or in the period of the revision and future period, if the revision affects current and future period.

(i) Useful lives of Property, Plant and Equipment

The Board reviews the useful lives of Property, Plant and Equipment once a year. Such lives are dependent upon an assessment of both the technical lives of the assets and also their likely economic lives based on various internal and external factors including relative efficiency and operating costs. Accordingly depreciable lives are reviewed annually using the best information available to the Management.

(ii) Impairment of investments in subsidiaries

Determining whether the investments in subsidiaries are impaired, requires an estimate in the value in use of investments. In considering the value in use, the Board has anticipated the future commodity prices, capacity utilisation of plants, operating margins, discount rates and other factors of the underlying businesses / operations of the investee companies. Any subsequent changes to the cash flows due to changes in the above mentioned factors could impact the carrying value of investments.

(iii) Provisions and liabilities

Provisions and liabilities are recognised in the period when it becomes probable that there will be a future outflow of funds resulting from past operations or events that can reasonably be estimated. The timing of recognition requires application of judgement to existing facts and circumstances which may be subject to change. The amounts are determined by discounting the expected future cash flows at a pre-tax rate that reflects current market assessments of the time value of money and the risks specific to the liability.



SHANKARA BUILDING PRODUCTS LIMITED, BENGALURU
YEAR ENDED 31.03.2025

MATERIAL ACCOUNTING POLICIES INFORMATION- STANDALONE FINANCIAL STATEMENTS

(iv) Business combinations and intangible assets

Business combinations are accounted for using Ind AS 103, Business Combinations, which requires the identifiable intangible assets and contingent consideration to be measured at fair value in order to ascertain the net fair value of identifiable assets, liabilities and contingent liabilities of the business. Significant estimates are required to be made in determining the value of contingent consideration and intangible assets. These valuations are conducted by independent valuation experts.

(v) Contingencies

In the normal course of business, contingent liabilities may arise from litigation and other claims against the company. Potential liabilities that are possible but not probable of crystallising or are very difficult to quantify reliably are treated as contingent liabilities. Such liabilities are disclosed in the notes but are not recognised.

(vi) Fair value measurements

When the fair values of financial assets or financial liabilities recorded or disclosed in the financial statements cannot be measured based on quoted prices in active markets, their fair value is measured using valuation techniques including the Discounted Cash Flow model. The inputs to these models are taken from observable markets where possible, but where this is not feasible, a degree of judgment is required in establishing fair values. Judgements include consideration of inputs such as liquidity risk, credit risk and volatility.



Shankara Building Products Limited
Notes to the Standalone Financial Statements

(Rupees in Crores)

4 PROPERTY, PLANT AND EQUIPMENT

Particulars	Land	Buildings	Plant and Equipment	Furniture and Fixtures	Vehicles	Office equipment	Computers	Total
Gross carrying amount as at 01-04-2023	66.17	83.15	5.37	41.60	12.08	4.53	2.70	215.60
Additions	1.80	11.44	0.77	7.82	2.18	1.26	0.51	25.78
Transfer in / Transfer (out)	0.24	(0.24)	-	-	-	-	-	-
Disposals / Write off	0.70	0.14	0.05	0.85	0.17	0.38	0.03	2.32
Gross carrying amount as at 31-03-2024	67.51	94.21	6.09	48.57	14.09	5.41	3.18	239.06
Additions	-	2.13	0.31	4.94	2.53	0.63	0.28	10.82
Transfer in / Transfer (out)	-	-	-	-	-	-	-	-
Disposals/Write off	-	-	-	0.18	0.22	0.19	-	0.59
Gross carrying amount as at 31-03-2025	67.51	96.34	6.40	53.33	16.40	5.85	3.46	249.29
Accumulated depreciation and impairment								
Balance as at 01-04-2023	-	5.84	1.93	17.90	5.97	3.06	2.11	36.81
Depreciation for the year	-	1.42	0.39	3.97	1.47	0.45	0.25	7.95
Depreciation on disposals	-	0.01	0.01	0.69	0.15	0.31	0.01	1.18
Balance as at 31-03-2024	-	7.25	2.31	21.18	7.29	3.20	2.35	43.58
Depreciation for the year	-	1.55	0.42	4.41	1.47	0.60	0.36	8.81
Depreciation on disposals	-	-	-	0.10	0.19	0.18	-	0.47
Balance as at 31-03-2025	-	8.80	2.73	25.49	8.57	3.62	2.71	51.92
Net Carrying amount								
As at 31-03-2025	67.51	87.54	3.67	27.84	7.83	2.23	0.75	197.37
As at 31-03-2024	67.51	86.96	3.78	27.39	6.80	2.21	0.83	195.48
Useful Life of the asset (In Years)	N/A	30 years - 60 Years	15 Years	10 Years	8 - 10 Years	5 Years	3 Years	
Method of depreciation	N/A	Straight Line Method						

Note

- Certain immovable properties (viz land and buildings) have been hypothecated as security against the loans availed by the subsidiary companies (refer note no 44).
- Certain vehicles have been hypothecated as security against the long term borrowings availed by the company (refer note no 22 and 44)
- During the current year as well as previous year the company has not revalued its Property, Plant and Equipment.
- The title deeds of the Immovable properties (other than properties where the company is the lessee and the lease agreements are duly executed in favour of the lessee) are held in the name of the company.



Shankara Building Products Limited
Notes to the Standalone Financial Statements

(Rupees in Crores)

4(a) CAPITAL WORK-IN-PROGRESS

Particulars	Amount
Gross carrying amount as at 01-04-2023	2.34
Additions	9.72
Sub-total	12.06
Less: Capitalised during the year	12.06
Gross carrying amount as at 31-03-2024	-
Additions	3.12
Sub-total	3.12
Less: Capitalised during the year	1.66
Gross carrying amount as at 31-03-2025	1.46

Capital Work-in-Progress (CWIP) ageing schedule as at 31-3-2025

CWIP	Amount in CWIP for a period of				Total
	Less than 1 year	1-2 years	2-3 years	More than 3 years	
Projects in progress	1.46	-	-	-	1.46
Projects temporarily suspended	-	-	-	-	-

Project Completion overdue or exceeded cost compared to original plan- None

Capital Work-in-Progress (CWIP) ageing schedule as at 31-3-2024

CWIP	Amount in CWIP for a period of				Total
	Less than 1 year	1-2 years	2-3 years	More than 3 years	
Projects in progress	-	-	-	-	-
Projects temporarily suspended	-	-	-	-	-

Project Completion overdue or exceeded cost compared to original plan- None



Shankara Building Products Limited
Notes to the Standalone Financial Statements

(Rupees in Crores)

5 INVESTMENT PROPERTY

Particulars	Land	Buildings	Total
Gross carrying amount as at 01-04-2023	8.94	2.45	11.39
Additions	-	-	-
Disposals	1.83	-	1.83
Gross carrying amount as at 31-03-2024	7.11	2.45	9.56
Additions	0.55	0.40	0.95
Disposals	-	-	-
Gross carrying amount as at 31-03-2025	7.66	2.85	10.51
Accumulated depreciation and impairment			
Balance as at 01-04-2023	(0.06)	0.25	0.19
Depreciation for the year	-	0.04	0.04
Depreciation on disposals	-	-	-
Balance as at 31-03-2024	(0.06)	0.29	0.23
Depreciation for the year	-	0.04	0.04
Depreciation on disposals	-	-	-
Balance as at 31-03-2025	(0.06)	0.33	0.27
Net Carrying amount			
As at 31-03-2025	7.72	2.52	10.24
As at 31-03-2024	7.17	2.16	9.33
Useful Life of the asset (In Years)	N/A	60 years	
Method of depreciation	N/A	Straight line method	

Income earned from and expenses incurred on Investment Property

Particulars	For the year ended	
	31-03-2025	31-03-2024
Rental income from investment properties	0.46	0.44
Less: Direct operating expenses (including repairs and maintenance) that contribute to rental income	0.03	0.04
Profit from investment properties before depreciation	0.43	0.40
Less: Depreciation	0.04	0.04
Profit from investment property	0.39	0.36

Fair Value

Particulars	31-03-2025	31-03-2024
Investment properties	24.52	22.09

Estimation of fair value

The best evidence of fair values is current prices in an active market for similar properties. Since investment properties are leased out by the Company, the market rate for sale/purchase of such premises are representative of fair values. Company's investment properties are at a location where active market is available for similar kind of properties. Hence fair value is ascertained on the basis of market rates prevailing for similar properties in those location as determined by an Independent registered valuer as defined under Rule 2 of Companies (Registered Valuers and Valuation) Rules, 2017 and consequently classified as a level 2 valuation.



Shankara Building Products Limited
Notes to the Standalone Financial Statements

(Rupees in Crores)

6 RIGHT-OF-USE ASSET:

Particulars	Gross Block				Accumulated depreciation				Net Block 31-03-2025
	Balance as at 01-04-2024	Additions	Deletions	Balance as at 31-3-2025	Balance as at 01-04-2024	Depreciation for the year	Depreciation on deletions	Balance as at 31-03-2025	
Right-of-use Asset - Buildings	6.71	1.58	5.20	3.09	4.30	1.12	3.98	1.44	1.65
Total	6.71	1.58	5.20	3.09	4.30	1.12	3.98	1.44	1.65

Particulars	Gross Block				Accumulated depreciation				Net Block 31-03-2024
	Balance as at 01-04-2023	Additions	Deletions	Balance as at 31-03-2024	Balance as at 01-04-2023	Depreciation for the year	Depreciation on deletions	Balance as at 31-03-2024	
Right-of-use Asset - Buildings	10.32	1.52	5.13	6.71	7.32	1.47	4.49	4.30	2.41
Total	10.32	1.52	5.13	6.71	7.32	1.47	4.49	4.30	2.41

Note: During the current year as well as previous year the company has not revalued its Right-of-use asset.



Shankara Building Products Limited
Notes to the Standalone Financial Statements

(Rupees in Crores)

7 INTANGIBLE ASSETS

Particulars	Brand	Software	Total
Gross carrying amount as at 01-04-2023	10.78	0.69	11.47
Additions	-	-	-
Disposals	-	-	-
Gross carrying amount as at 31-03-2024	10.78	0.69	11.47
Additions	-	-	-
Disposals	-	-	-
Gross carrying amount as at 31-03-2025	10.78	0.69	11.47
Accumulated Amortization and impairment			
Balance as at 01-04-2023	10.78	0.69	11.47
Amortization for the year	-	-	-
Amortization on disposals	-	-	-
Balance as at 31-03-2024	10.78	0.69	11.47
Amortization for the year	-	-	-
Amortization on disposals	-	-	-
Balance as at 31-03-2025	10.78	0.69	11.47
Net Carrying amount			
As at 31-03-2025	-	-	-
As at 31-03-2024	-	-	-
Useful Life of the asset (In Years)	3 Years	3 Years	
Method of amortization	Straight Line Method		
Remaining amortization period (In Years)	-	-	

Note

During the current year as well the previous year the company has not revalued any intangible assets.

8 INTANGIBLE ASSETS UNDER DEVELOPMENT

Particulars	Amount
Gross carrying amount as at 01-04-2023	1.33
Additions	1.56
Sub-total	2.89
Less: Capitalised during the year	-
Gross carrying amount as at 31-03-2024	2.89
Additions	1.68
Sub-total	4.57
Less: Capitalised during the year	-
Gross carrying amount as at 31-03-2025	4.57



Intangible assets under development ageing schedule as at 31-03-2025

Intangible assets under development	Amount in Intangible assets under development for a period of				Total
	Less than 1 year	1-2 years	2-3 years	More than 3 years	
Projects in progress	1.68	1.56	1.33	-	4.57
Projects temporarily suspended	-	-	-	-	-

Intangible assets under development completion schedule as at 31-03-2025

Intangible assets under development	To be completed in			
	Less than 1 year	1-2 years	2-3 years	More than 3 years
Projects in Progress	1.92	-	-	-

Intangible assets under development ageing schedule as at 31-03-2024

Intangible assets under development	Amount in Intangible assets under development for a period of				Total
	Less than 1 year	1-2 years	2-3 years	More than 3 years	
Projects in progress	1.56	1.33	-	-	2.89
Projects temporarily suspended	-	-	-	-	-

Project Completion overdue or exceeded cost compared to original plan-
Project costs exceeded as compared to original plan is Rs.0.17 crores.



Shankara Building Products Limited
Notes to the Standalone Financial Statements

9 INVESTMENTS (Non-current)

(Rupees in Crores)

Particulars	Face Value	As at 31-03-2025			As at 31-03-2024		
		No. of Shares / units	Amount	Proportion of ownership	No. of Shares / units	Amount	Proportion of ownership
Investment in Equity Instruments:							
Unquoted (At cost or deemed cost):							
Subsidiaries:							
(a) Vishal Precision Steel Tubes and Strips Private Limited, Hoskote, Karnataka	Rs. 100 each	3,50,000	13.25	100%	3,50,000	13.25	100%
Deemed equity in Vishal Precision Steel Tubes and Strips Private Limited, Hoskote, Karnataka. (Refer note 1 below)			0.28			0.22	
(b) Taurus Value Steel & Pipes Private Limited, Kutbullapur Mandal, Telangana	Rs. 10 each	15,10,100	15.01	100%	15,10,100	15.01	100%
Deemed equity in Taurus Value Steel & Pipes Private Limited, Kutbullapur Mandal, Telangana. (Refer note 1 below)			-			0.02	
(c) Steel Network (Holdings) Pte Ltd, Singapore	USD 1 each	47,640	0.30	100%	47,640	0.30	100%
(d) Centurywells Roofing India Private Limited, Kancheepuram, Tamil Nadu	Rs. 100 each	1,99,920	10.01	100%	1,99,920	10.01	100%
Deemed equity in Centurywells Roofing India Private Limited, Kancheepuram, Tamil Nadu. (Refer note 1 below)			0.10			0.10	
(e) Shankara Buildpro Limited, Bengaluru, Karnataka	Rs.10 each	10,000	0.01	100%	10,000	0.01	100%
Sub-total			38.96			38.92	
Less:							
Provision for diminution in value of investment in a subsidiary viz. Steel Network (Holdings) Pte Limited, Singapore.			0.30			0.30	
Total			38.66			38.62	

(Refer Note no 47(B) and 47(C))

Particulars	As at 31-03-2025	As at 31-03-2024
Aggregate amount of unquoted investments	38.66	38.62
Aggregate amount of impairment in the value of investments	0.30	0.30

Note:

1) The amount shown as deemed equity investments as per Ind AS 109, is in respect of financial guarantee given to subsidiaries.




9(a) Particulars of loans, guarantees, securities and investments under Section 186 of the Companies Act, 2013 during the financial year ended March 31, 2025

S.No	Name of the Body Corporate	Nature of relationship	Nature of transaction	Amount of transaction during the year	Amount outstanding as at 31-03-25	Amount outstanding as at 31-03-24	Purpose for which the loan / security / guarantee utilized by the recipient
1	Vishal Precision Steel Tubes and Strips Private Limited, Karnataka	Wholly Owned Subsidiary	Advances given in the nature of loans*	1.77	-	-	For working capital purposes
2	Taurus Value Steel & Pipes Private Limited, Telangana	Wholly Owned Subsidiary	Advances given in the nature of loans*	0.05	-	-	For working capital purposes
3	Centurywells Roofing India Private Limited, Tamil Nadu	Wholly Owned Subsidiary	Advances given in the nature of loans*	0.49	-	-	For working capital purposes
4	Shankara Buildpro Limited, Karnataka	Wholly Owned Subsidiary	Advances given in the nature of loans*	0.03	0.04	0.01	For working capital purposes
5	Centurywells Roofing India Private Limited, Tamil Nadu	Wholly Owned Subsidiary	Guarantee	25.00	65.00	40.00	For working capital purposes
6	Vishal Precision Steel Tubes and Strips Private Limited, Karnataka	Wholly Owned Subsidiary	Guarantee	55.00	100.75	45.75	For working capital purposes
7	Taurus Value Steel & Pipes Private Limited, Telangana **	Wholly Owned Subsidiary	Guarantee	(5.00)	-	5.00	For working capital purposes
8	Centurywells Roofing India Private Limited, Tamil Nadu	Wholly Owned Subsidiary	Security	-	12.81	12.97	For working capital purposes

* Interest has been charged as per the provisions of Section 186(7) of the Companies Act, 2013.

** Guarantee withdrawn during the year.



10 TRADE RECEIVABLES (NON-CURRENT)

Particulars	As at 31-03-2025	As at 31-03-2024
Unsecured:		
(a) Considered Good	-	-
(b) Credit Impaired	4.46	5.38
	4.46	5.38
Less: Allowance for doubtful debts (expected credit loss allowance)	(2.23)	(2.69)
Total	2.23	2.69
Debts due by directors or other officers of the company or any of them either severally or jointly with any other person or debts due by firms or private companies respectively in which any director is a partner or a director or a member amount to	Nil	Nil

Movement in loss allowance of trade receivables


Particulars	As at 31-03-2025	As at 31-03-2024
Opening balance	2.69	2.79
Amount written off	-	-
Credit loss allowance	(0.46)	(0.10)
Closing balance	2.23	2.69

Trade Receivables (Non Current) ageing schedule as at 31-03-2025

Particulars	Not Due	Outstanding for following periods from due date of payment					Total
		Less than 6 months	6 months - 1 year	1-2 years	2-3 years	More than 3 years	
(i) Undisputed Trade receivables – considered good	-	-	-	-	-	-	-
(ii) Undisputed Trade Receivables – which have significant increase in credit risk	-	-	-	-	-	-	-
(iii) Undisputed Trade Receivables – credit impaired	-	-	-	-	-	-	-
(iv) Disputed Trade Receivables—considered good	-	-	-	-	-	-	-
(v) Disputed Trade Receivables – which have significant increase in credit risk	-	-	-	-	-	-	-
(vi) Disputed Trade Receivables – credit impaired	-	-	0.09	0.33	0.11	1.70	2.23
Total	-	-	0.09	0.33	0.11	1.70	2.23

Trade Receivables (Non Current) ageing schedule as at 31-03-2024

Particulars	Not Due	Outstanding for following periods from due date of payment					Total
		Less than 6 months	6 months - 1 year	1-2 years	2-3 years	More than 3 years	
(i) Undisputed Trade receivables – considered good	-	-	-	-	-	-	-
(ii) Undisputed Trade Receivables – which have significant increase in credit risk	-	-	-	-	-	-	-
(iii) Undisputed Trade Receivables – credit impaired	-	-	-	-	-	-	-
(iv) Disputed Trade Receivables—considered good	-	-	-	-	-	-	-
(v) Disputed Trade Receivables – which have significant increase in credit risk	-	-	-	-	-	-	-
(vi) Disputed Trade Receivables – credit impaired	-	-	-	0.03	0.10	2.56	2.69
Total	-	-	-	0.03	0.10	2.56	2.69



Shankara Building Products Limited
Notes to the Standalone Financial Statements

(Rupees in Crores)

11 LOANS (NON-CURRENT)

Particulars	As at 31-03-2025	As at 31-03-2024
Other Loans		
Unsecured:		
Considered good:		
(a) Employee advances	0.05	0.06
Total	0.05	0.06

12 OTHER FINANCIAL ASSETS (NON-CURRENT)

Particulars	As at 31-03-2025	As at 31-03-2024
(a) Security Deposits	6.39	5.88
(b) Deposit with Suppliers	1.34	1.42
(c) Others		
(i) Tender deposit	0.06	0.05
(ii) Utility deposit	0.32	0.32
Total	8.11	7.67

Disclosure of loans and advances granted to subsidiaries as per Regulation 34 (3) of the SEBI (Listing Obligation and Disclosure Requirements) Regulations, 2015

Name of the company	As at 31-03-2025	As at 31-03-2024
a) Taurus Value Steel & Pipes Private Limited, Kutbullapur Mandal, Telangana		
- Amount outstanding	Nil	Nil
- Maximum amount outstanding during the year	0.04	0.03
- Investment by subsidiary in shares of the Company (No. of Shares)	Nil	Nil
b) Vishal Precision Steel Tubes and Strips Private Limited, Hoskote, Karnataka		
- Amount outstanding	Nil	Nil
- Maximum amount outstanding during the year	0.73	7.48
- Investment by subsidiary in shares of the Company (No. of Shares)	Nil	Nil
c) Centurywells Roofing India Private Limited, Kancheepuram, Tamil Nadu		
- Amount outstanding	Nil	Nil
- Maximum amount outstanding during the year	0.23	Nil
- Investment by subsidiary in shares of the Company (No. of Shares)	Nil	Nil
d) Shankara Buildpro Limited, Bengaluru, Karnataka		
- Amount outstanding	0.04	0.01
- Maximum amount outstanding during the year	0.04	0.01
- Investment by subsidiary in shares of the Company (No. of Shares)	Nil	Nil

13 OTHER NON-CURRENT ASSETS

Particulars	As at 31-03-2025	As at 31-03-2024
(i) Capital advances (refer note below)	7.16	3.25
(ii) Advances other than capital advances		
(a) Deposits with Government authorities	0.30	0.39
(iii) Prepaid expenses	0.25	0.33
Total	7.71	3.97

Capital advances includes advances made for Intangible assets under development and purchase of land and Building in Udupi, Mumbai, Bengaluru and Chennai in the years 2018, 2021, 2023 & 2013/2025 respectively.



14 INVENTORIES

Particulars	As at 31-03-2025	As at 31-03-2024
Inventories:(at lower of cost or net realisable value)		
(a) Stock-in-trade *	381.85	348.16
Total	381.85	348.16

* Includes goods-in-transit amounting to Rs 0.48 crores (PY Rs.2.08 crores) and is net of provision for damaged goods amounting to Rs.Nil. (PY Rs. 0.50 crores)

(refer note no. 47 B for related party transactions in relation to goods-in-transit)

Inventories have been hypothecated as security against certain bank borrowings of the company (refer note no 22, 27 and 44)

15 TRADE RECEIVABLES (CURRENT)

Particulars	As at 31-03-2025	As at 31-03-2024
Unsecured:		
(A) Trade receivables - Considered Good*	738.86	617.05
Less: Allowance for doubtful debts (Expected credit loss allowance)	(0.14)	(0.10)
Total A	738.72	616.95
(B) Trade receivables with significant increase in credit risk	40.93	22.83
Less: Allowance for doubtful debts (Expected credit loss allowance)	(9.71)	(6.22)
Total B	31.22	16.61
Total (A+B)	769.94	633.56
Debts due by directors or other officers of the company or any of them either severally or jointly with any other person or debts due by firms or private companies respectively in which any director is a partner or a director or a member amount to	12.94	23.24

*Includes amount receivable from related party (Refer note no 47 C)

Movement in loss allowance of trade receivables

Particulars	As at 31-03-2025	As at 31-03-2024
Opening balance	6.32	2.90
Amount written off	-	-
Credit loss allowance	3.53	3.42
Closing balance	9.85	6.32

Trade Receivables (Current) ageing schedule as at 31-03-2025

Particulars	Not Due	Outstanding for following periods from due date of payment					Total
		Less than 6 months	6 months - 1 year	1-2 years	2-3 years	More than 3 years	
(i) Undisputed Trade receivables – considered good	397.94	313.51	27.27	-	-	-	738.72
(ii) Undisputed Trade Receivables – which have significant increase in credit risk	-	-	-	20.38	8.30	2.54	31.22
(iii) Undisputed Trade Receivables – credit impaired	-	-	-	-	-	-	-
(iv) Disputed Trade Receivables–considered good	-	-	-	-	-	-	-
(v) Disputed Trade Receivables – which have significant increase in credit risk	-	-	-	-	-	-	-
(vi) Disputed Trade Receivables – credit impaired	-	-	-	-	-	-	-
Total	397.94	313.51	27.27	20.38	8.30	2.54	769.94



Trade Receivables (Current) ageing schedule as at 31-03-2024

Particulars	Not Due	Outstanding for following periods from due date of payment					Total
		Less than 6 months	6 months 1 year	1-2 years	2-3 years	More than 3 years	
(i) Undisputed Trade receivables – considered good	333.78	263.07	20.10	-	-	-	615.95
(ii) Undisputed Trade Receivables – which have significant increase in credit risk	-	-	-	12.70	1.16	2.75	16.61
(iii) Undisputed Trade Receivables – credit impaired	-	-	-	-	-	-	-
(iv) Disputed Trade Receivables—considered good	-	-	-	-	-	-	-
(v) Disputed Trade Receivables – which have significant increase in credit risk	-	-	-	-	-	-	-
(vi) Disputed Trade Receivables – credit impaired	-	-	-	-	-	-	-
Total	333.78	263.07	20.10	12.70	1.16	2.75	633.56

The credit period on goods sold ranges from 0 to 60 days without security. Trade receivable with credit impairment is identified on case to case basis.

In determining the allowances for doubtful trade receivables, the Company has used a practical expediency by computing the expected credit loss allowance for trade receivables based on a provision matrix. The provision matrix takes into account historical credit loss experience and is adjusted for forward looking information. The expected credit loss allowance is based on the ageing of the receivables that are due and rates used in the provision matrix.

Before accepting any new customer, the company evaluates the financial soundness, business opportunities, credit references etc of the new customer and defines credit limit and credit period. The credit limit and the credit period are reviewed at periodical intervals.

The Company does not generally hold any collateral or other credit enhancements over these balances .

Trade receivables have been offered as collateral towards borrowings (refer note no 22, 27 and 44).

In determining the recoverability of a trade receivable, the Company considers any change in the credit quality of the trade receivable from the date when credit was initially granted up to the end of the reporting period. The concentration of credit risk is limited due to the fact that the customer base is large and unrelated.

16 CASH AND CASH EQUIVALENTS

Particulars	As at 31-03-2025	As at 31-03-2024
(a) Balances with Banks: In current account and cash credit account	21.02	27.36
(b) Cash on hand	1.02	0.86
Total	22.04	28.22

The company has entered into cash management service agreement with certain banks for the collection of cheques at various branches and transfer of the funds to certain cash credit accounts by way of standing instructions. Pending such credits in the account, the cash credit accounts are disclosed as net of such collections. The above mentioned cash and cash equivalents contain the amount that are available for use by the company.

17 BANK BALANCE OTHER THAN CASH AND CASH EQUIVALENTS

Particulars	As at 31-03-2025	As at 31-03-2024
Earmarked balances:		
(a) With banks in current account (for unclaimed dividends)	0.10	0.05
(b) Fixed Deposits held as margin money	1.34	1.18
Total	1.44	1.23



Shankara Building Products Limited
Notes to the Standalone Financial Statements

(Rupees in Crores)

18 OTHER FINANCIAL ASSETS (CURRENT)

Particulars	As at 31-03-2025	As at 31-03-2024
Unsecured, considered good		
Financial assets at amortised cost		
(a) Rent receivable*	0.14	0.10
(b) Employee advances*	0.93	0.78
(c) Other receivables#	0.65	0.40
(d) Expenses receivable*	0.04	0.01
(e) Interest receivable*	0.01	0.06
Total	1.77	1.35

*Includes transaction(s) with related parties - refer note no 47B and 47C.

Other receivables include refundable capital advance on cancellation of agreements- Rs.0.30 crores. PY Rs.0.30 crores

19 OTHER CURRENT ASSETS

Particulars	As at 31-03-2025	As at 31-03-2024
Advances other than capital advances:		
(a) Advances for purchases	12.09	27.17
(b) Prepaid expenses	5.27	2.40
(c) Balances with Government authorities-(Goods and Services Tax)	1.12	1.01
(d) Demerger Expenses pending for final write off*	1.07	0.48
Total	19.55	31.06

* Expenditure on demerger will be shared 50% each by Demerged company and Resulting company.(Refer note no.59)



Shankara Building Products Limited
Notes to the Standalone Financial Statements

20 EQUITY SHARE CAPITAL

(Rupees in Crores)

Particulars	As at 31-03-2025		As at 31-03-2024	
	No. of Shares	Amount	No. of Shares	Amount
Authorised:				
Equity shares of Rs. 10/- each	3,00,00,000	30.00	3,00,00,000	30.00
Issued, subscribed and fully paid:	2,42,49,326	24.25	2,42,49,326	24.25

a) Reconciliation of number of equity shares outstanding and equity share capital

Particulars	As at 31-03-2025		As at 31-03-2024	
	No. of Shares	Amount	No. of Shares	Amount
Balance as at the beginning of the year	2,42,49,326	24.25	2,28,49,326	22.85
Changes in equity share capital during the year (Refer Note 20(f))		-	14,00,000	1.40
Balance as at the end of the year	2,42,49,326	24.25	2,42,49,326	24.25

b) Rights, preferences and restrictions

- (i) Rights, preferences and restrictions attached to shares and terms of conversion of other securities into equity.

The company has one class of equity shares having par value of Rs.10 each. Each share holder is eligible for one vote per share held and carry a right to dividend. In the event of liquidation, the equity share holders are eligible to receive the remaining assets of the company after distribution of all preferential amounts. The distribution will be in proportion to the number of equity shares held by the shareholders.

- (ii) There are no restrictions attached to equity shares except for the below:

Pursuant to the allotment of equity shares on conversion of 14,00,000 share warrants, the allotted equity shares are subject to a lock-in period for transferability of shares from the effective date of trading approval i.e. 14-03-2024 upto 29-09-2024 as specified in the requirements to Regulation 167(2) of Chapter V of Securities and Exchange Board of India (Issue of Capital and Disclosure Requirements) Regulations, 2018.

c) Details of shareholders holding more than 5% of the aggregate shares in the Company:

Name of Shareholder	As at 31-03-2025		As at 31-03-2024	
	No. of Shares	% of Holding	No. of Shares	% of Holding
Mr. Sukumar Srinivas, Bengaluru	1,15,88,787	47.79%	1,15,88,787	47.79%
APL Apollo Mart Limited, Delhi	14,85,000	6.12%	14,85,000	6.12%

d) Shares held by promoters at the end of the year 31-03-2025

S. No	Promoter name	No. of Shares	% of total shares	% Change during the year
1	Mr. Sukumar Srinivas, Bengaluru	1,15,88,787	47.79%	0.00%
Total		1,15,88,787	47.79%	0.00%



Shares held by promoters at the end of the year 31-03-2024

S. No	Promoter name	No. of Shares	%of total shares	% Change during the year
1	Mr. Sukumar Srinivas, Bengaluru	1,15,88,787	47.79%	0.09%
Total		1,15,88,787	47.79%	0.09%

- e) In the period of five years immediately preceding 31-03-2025
- The Company has not allotted any equity shares as fully paid-up without payment being received in cash.
 - The Company has not allotted any equity shares by way of bonus issue.
 - The Company has not bought back any equity shares.

f) Money Received against Share Warrants

Pursuant to the approval of the Board of Directors in their meeting held on 24th March, 2022 and approval of shareholders through special resolution dated 20th April, 2022 passed in Extra-Ordinary General Meeting, the Board has allotted 14,00,000 Warrants on 7th May 2022, each carrying a right to subscribe to one Equity Share per Warrant, at a price of Rs. 750/- per Warrant ("Warrant Price"), aggregating to Rs.105 crores. The Warrants were issued to APL Apollo Mart Limited, Delhi ("Acquirer"), a wholly owned subsidiary of APL Apollo Tubes Limited, Delhi an entity which does not qualify as a promoter or member of the promoter group of the Company. The Warrants were issued to APL Apollo Mart Limited by way of a preferential allotment.

25% of the total consideration (25% of Rs. 105 Crores i.e., Rs. 26.25 crores) was received on 6th May, 2022 and balance 75% of the total consideration (75% of Rs.105 Crores i.e., Rs.78.75 crores) was received on 2nd November, 2023.

The Company allotted 14,00,000 shares on 9th November 2023.

Consequently, as on 31st March 2024, the share capital of the Company is indicated in Note no 20(a).



Shankara Building Products Limited
Notes to the Standalone Financial Statements

(Rupees in Crores)

21 OTHER EQUITY

Particulars	As at 31-03-2025	As at 31-03-2024
Capital Reserve	0.19	0.19
Securities Premium	214.88	214.88
General Reserve	1.24	1.24
Retained earnings	426.50	360.65
(Refer Statement of changes in Equity for additions and deductions from the last year Balance sheet)		
Total	642.81	576.96

General Reserve

General Reserve is an accumulation of retained earnings of the Company, apart from the balance in the statement of profit and loss which can be utilised for meeting future obligations.

Capital Reserve

Reserve is primarily created on amalgamation as per statutory requirement.

Securities Premium

This consists of premium realised on issue of shares and will be applied/ utilised in accordance with the provisions of the Companies Act, 2013.

Retained earnings

Surplus in Statement of Profit and Loss is part of retained earnings. This is available for distribution to shareholders as dividend and capitalisation.



Shankara Building Products Limited
Notes to the Standalone Financial Statements

(Rupees in Crores)

22 BORROWINGS (NON - CURRENT)

Particulars	As at 31-03-2025	As at 31-03-2024
SECURED		
(a) Term loan from banks*	2.40	14.40
Total	2.40	14.40

Secured: Terms and security	Current	Non-current	Total
Term Loan 1 - from a bank - under Emergency Credit Line for a period of 60 months (including 12 months of moratorium) - secured by second charge on all the existing and future current assets of the company- rate of Interest 6.95% to 9.20% pa - repayable in 48 equated monthly instalments post moratorium period.	4.94	-	4.94
Term Loan 2 - from a bank - under Emergency Credit Line for a period of 60 months (Including 12 months of moratorium) - secured by second charge on stock and book debts - rate of Interest 7.00% to 9.26% pa - repayable in 48 equated monthly instalments post moratorium period.	3.88	-	3.88
Term Loan 3 - from a bank - under Emergency Credit Line for a period of 60 months (including 12 months of moratorium) - secured primarily by charge on existing and future current assets of the company- second charge on the primary security pari passu with current assets - rate of Interest 7.97% to 9.25% pa - repayable in 48 equated monthly instalments post moratorium period.	2.17	2.40	4.57
Term Loan 4 - from a bank - under Emergency Credit Line for a period of 60 months (including 12 months of moratorium) - secured primarily by charge on existing and future current assets of the company- second charge on the primary security pari passu with current assets - rate of Interest 7.29% to 9.25% pa - repayable in 48 equated monthly instalments post moratorium period.	0.79	-	0.79
Vehicle Loan-1- First charge on the vehicle. Loan repayable in 37 months instalments till 15th July 2025 - rate of interest 8.24 % p.a.	0.01	-	0.01
Vehicle Loan-2- First charge on the vehicle. Loan repayable in 37 months instalments till 15th July 2025 - rate of interest 8.26 % p.a.	0.02	-	0.02
Vehicle Loan-3- First charge on the vehicle. Loan repayable in 36 months instalments till 5th December 2025 - rate of interest 8.44 % p.a.	0.02	-	0.02
Vehicle Loan-4- First charge on the vehicle. Loan repayable in 36 months instalments till 5th December 2025 - rate of interest 8.44 % p.a.	0.02	-	0.02
Vehicle Loan-5- First charge on the vehicle. Loan repayable in 36 months instalments till 5th January 2026 - rate of interest 8.54 % p.a.	0.04	-	0.04
Vehicle Loan-6- First charge on the vehicle. Loan repayable in 36 months instalments till 5th January 2026 - rate of interest 8.54 % p.a.	0.05	-	0.05
Vehicle Loan-7- First charge on the vehicle. Loan repayable in 36 months instalments till 5th February 2026 - rate of interest 8.68 % p.a.	0.06	-	0.06

*Refer note no 44 for carrying amount of vehicles hypothecated



Shankara Building Products Limited
Notes to the Standalone Financial Statements

(Rupees in Crores)

23 LEASE LIABILITY (NON-CURRENT)

Particulars	As at 31-03-2025	As at 31-03-2024
Lease liability	1.34	1.59
Total	1.34	1.59

24 OTHER FINANCIAL LIABILITIES (NON-CURRENT)

Particulars	As at 31-03-2025	As at 31-03-2024
Advance Received- Sale of property	0.05	-
Rent deposit received*	0.17	0.19
Total	0.22	0.19

*Includes transactions with related parties.(Refer note no 47B and 47C)

25 PROVISIONS (NON-CURRENT)

Particulars	As at 31-03-2025	As at 31-03-2024
Financial guarantee liability	0.30	0.26
Total	0.30	0.26

Provision is made in respect of financial guarantees furnished to lender of subsidiaries. The Company does not foresee any outflow in near future. Refer note 48(C)(2)(ii) for details.

Movement in provision for financial guarantee liability

Particulars	As at 31-03-2025	As at 31-03-2024
Balance at the beginning of the year	0.26	0.35
Add: Provision made during the year	0.30	0.26
Less: Cost of investment in subsidiaries	0.26	0.35
Balance at the end of the year	0.30	0.26



26 INCOME TAXES

Indian companies are subject to Indian income tax on a standalone basis. Each entity is assessed to tax on taxable profits determined for each fiscal year beginning on April 1 and ending on March 31.

Incomes are assessed based on book profits prepared under generally accepted accounting principles in India adjusted in accordance with the provisions of the Income tax Act, 1961. Such adjustments generally relate to depreciation of fixed assets, disallowances of certain provisions and accruals, the set-off of tax losses and depreciation carried forward and retirement benefit costs.

The Company has opted to exercise the option permitted under section 115BAA of the Income-tax Act, 1961. Accordingly, the Company has made a provision for Income tax and re-measured its deferred tax at the rate prescribed by the section. Income tax is charged at 22% plus surcharge of 10% plus health and education cess of 4%.

a) Income tax expenses

Particulars	For the year ended	
	31-03-2025	31-03-2024
Current tax:		
Current tax	23.93	22.62
Tax pertaining to earlier years	(0.10)	0.29
Deferred tax	0.26	0.15
Total	24.09	23.06

A reconciliation of income tax expense applicable to accounting profit before tax at the statutory income tax rate to income tax expense recognised for the year is furnished below:

Particulars	For the year ended		For the year ended	
	31-03-2025	31-03-2025	31-03-2024	31-03-2024
	%	Amount	%	Amount
Profit before tax		97.11		92.92
Tax using the company's domestic tax rate	25.168%	24.44	25.168%	23.39
Tax impact on account of:				
Depreciation under Income-tax Act				
Provision for doubtful debts disallowable				
Expenses allowed only on payment basis				
Expenses not deductible in determining taxable profits	0.61%	0.59	0.45%	0.42
Deductions allowable under tax laws	(0.87%)	(0.84)	(1.12%)	(1.04)
Others - Ind AS adjustments	(0.00%)	(0.00)	(0.00%)	(0.00)
Provision for Diminution in value of Investments	0.00%	-	0.00%	-
Effective income tax rate/ Tax expense	24.91%	24.19	24.50%	22.77
Particulars	For the year ended		For the year ended	
	31-03-2025		31-03-2024	
	Amount		Amount	
Tax expenses:				
- Current tax		23.93		22.62
- Deferred tax		0.26		0.15
Total tax		24.19		22.77
Add: Tax for earlier years		(0.10)		0.29
Total tax expenses reported for the year		24.09		23.06

b) Current Tax Liabilities

Particulars	As at	As at
	31-03-2025	31-03-2024
Current tax liabilities(Net)	1.69	4.25



Shankara Building Products Limited
Notes to the Standalone Financial Statements

(Rupees in Crores)

c) Deferred Tax Liabilities

The majority of the deferred tax balance represents differential rates of depreciation for Property, Plant and Equipment under Income Tax Act, 1961 and disallowance of certain expenditure under Income Tax Act, 1961. Significant components of deferred tax (assets)/ liabilities recognized in the financial statements are as follows:

Particulars	As at 31-03-2025	As at 31-03-2024
Deferred Tax Liability:		
On account of depreciation for tax purpose	7.25	6.36
Deferred Tax Asset:		
Opening adjustments as per Ind AS 116	(0.65)	(0.65)
Provision for damaged goods	-	(0.13)
Allowance for doubtful receivables and advances	(3.04)	(2.27)
Ind AS adjustments	0.60	0.55
Provision for Diminution in value of Investments	(0.08)	(0.08)
Deferred Tax (Asset)/Liabilities (Net)	4.08	3.78

Deferred tax balance (Asset)/Liability in relation to	Balance as at 01-04-2024	Recognised/ (reversed) through profit and loss	Recognised in/ reclassified from other comprehensive income	Balance as at 31-03-2025
Depreciation under income tax act	6.36	0.89	-	7.25
Provision for employee benefit	-	(0.04)	0.04	-
Allowance for doubtful receivables and advances	(2.27)	(0.77)	-	(3.04)
Ind AS adjustments	0.55	0.05	-	0.60
Provision for Diminution in value of Investments	(0.08)	-	-	(0.08)
Provision for damaged goods	(0.13)	0.13	-	-
Adjustment on adoption of Ind AS 116	(0.65)	-	-	(0.65)
Total	3.78	0.26	0.04	4.08

Deferred tax balance (Asset)/Liability in relation to	Balance as at 01-04-2023	Recognised/ (reversed) through profit and loss	Recognised in/ reclassified from other comprehensive income	Balance as at 31-03-2024
Depreciation under income tax act	5.32	1.04	-	6.36
Provision for employee benefit	-	(0.09)	0.09	-
Allowance for doubtful receivables and advances	(1.43)	(0.84)	-	(2.27)
Ind AS adjustments	0.38	0.17	-	0.55
Provision for Diminution in value of Investments	(0.08)	-	-	(0.08)
Provision for damaged goods	-	(0.13)	-	(0.13)
Adjustment on adoption of Ind AS 116	(0.65)	-	-	(0.65)
Total	3.54	0.15	0.09	3.78

Unrecognised deferred tax asset

Deferred tax asset have not been recognised in respect of the following items, because it is not probable that future long term capital gain will be available against which the Company can set off the long term/ short term capital loss.

Particulars	31st March 2025		31st March 2024	
	Gross Amount	Unrecognised tax effect	Gross Amount	Unrecognised tax effect
Long term Capital Loss on sale of Immovable Property	0.46	0.10	0.46	0.10
Short term Capital Loss on sale of Immovable Property	0.06	0.01	0.06	0.01
	0.52	0.11	0.52	0.11

The long term and short term capital loss expires in Assessment Year 2032-33.



Shankara Building Products Limited
Notes to the Standalone Financial Statements

(Rupees in Crores)

27 BORROWINGS (CURRENT)

Particulars	As at 31-03-2025	As at 31-03-2024
SECURED		
(a) Loan repayable on demand (from banks)	32.18	35.91
(b) Current maturities of long-term debt (from banks) (refer note no 22)	12.00	10.70
UNSECURED		
(a) Other loans: Purchase bills discounting and financing	8.52	14.39
Total	52.70	61.00

Terms and Security:

- Working capital loans are repayable on demand and carries interest @ 8.25% to 13.05% p.a. and
 - First charge on the existing and future current assets belonging to the company.
 - Guarantee by the Managing Director.
- Other Loans- Purchase bills discounting and financing includes loan of Rs.8.52 crores (PY Rs.9.81 crores) guaranteed by the Managing director.

Other disclosures (for both current and non-current borrowings)

- Quarterly returns or statements of current assets filed by the company with banks are in agreement with books of accounts.
- The company has adhered to debt repayment and interest service obligations on time. The company has not been declared as wilful defaulter by any bank or financial institution.
- All applicable cases where registration of charges or satisfaction is required to be filed with Registrar of Companies have been filed. No registration or satisfaction is pending as at the 31.03.2025
- Term loans were applied for the purposes for which they were obtained. Further short term loans availed have not been utilised for long term purposes.

Reconciliation of cashflows from financing activities

Particulars	As at 31-03-2025	As at 31-03-2024
Cash and cash equivalents	22.04	28.22
Current borrowings	(40.70)	(50.30)
Non-current borrowings*	(14.40)	(25.10)
Net Debt	(33.06)	(47.18)

* Including current maturities of long-term debt

Particulars	Other Assets	Liabilities from financing activities		Total
	Cash and cash equivalents	Current borrowings	Non-current borrowings	
Net debt as at 01-04-2023	5.71	(37.51)	(72.91)	(104.71)
Net cashflows	22.51	-	-	22.51
Proceeds from borrowings	-	(12.79)	-	(12.79)
Repayment of borrowings	-	-	47.81	47.81
Net debt as at 31-03-2024	28.22	(50.30)	(25.10)	(47.18)
Net debt as at 01-04-2024	28.22	(50.30)	(25.10)	(47.18)
Net cashflows	(6.18)	-	-	(6.18)
Proceeds from borrowings	-	-	-	-
Repayment of borrowings	-	9.60	10.70	20.30
Net debt as at 31-03-2025	22.04	(40.70)	(14.40)	(33.06)

Note:

Assets are presented in positive numbers
Liabilities are presented in negative numbers



Shankara Building Products Limited
Notes to the Standalone Financial Statements

(Rupees in Crores)

28 LEASE LIABILITY (CURRENT)

Particulars	As at 31-03-2025	As at 31-03-2024
Lease liability	0.44	1.19
Total	0.44	1.19

29 TRADE PAYABLES

Particulars	As at 31-03-2025	As at 31-03-2024
(a) Total outstanding dues of micro enterprises and small enterprises (MSME) [refer note no 43]	24.34	21.33
(b) Total outstanding dues of creditors other than micro enterprises and small enterprises*	686.03	564.01
Total	710.37	585.34

* Includes amount payable to related parties. Refer note 47C.

Trade Payables ageing schedule as at 31-03-2025

Particulars	Not Due	Outstanding for following periods from due date of payment				Total
		Less than 1 year	1-2 years	2-3 years	More than 3 years	
(i) MSME	24.34	-	-	-	-	24.34
(ii) Others	682.40	3.63	-	-	-	686.03
(iii) Disputed dues – MSME	-	-	-	-	-	-
(iv) Disputed dues - Others	-	-	-	-	-	-
Total	706.74	3.63	-	-	-	710.37

Trade Payables ageing schedule as at 31-03-2024

Particulars	Not Due	Outstanding for following periods from due date of payment				Total
		Less than 1 year	1-2 years	2-3 years	More than 3 years	
(i) MSME	21.33	-	-	-	-	21.33
(ii) Others	563.10	0.91	-	-	-	564.01
(iii) Disputed dues – MSME	-	-	-	-	-	-
(iv) Disputed dues - Others	-	-	-	-	-	-
Total	584.43	0.91	-	-	-	585.34

Refer note no 47(C) for related party transactions



Shankara Building Products Limited
Notes to the Standalone Financial Statements

(Rupees in Crores)

30 OTHER FINANCIAL LIABILITIES (CURRENT)

Particulars	As at 31-03-2025	As at 31-03-2024
(a) Interest accrued but not due	0.41	0.56
(b) Unclaimed Dividend	0.10	0.05
(c) Employee Benefits payable*	6.56	5.67
(d) Expense payable	3.72	3.57
(e) Refund Liability	0.03	0.02
Total	10.82	9.87

*Includes transactions with related parties. Refer note no 47C.

31 OTHER CURRENT LIABILITIES

Particulars	As at 31-03-2025	As at 31-03-2024
(a) Advances from customers (refer note no 46(C))	12.23	9.59
(b) Statutory dues	4.13	13.48
(c) Deferred Rent CY Rs.14,221)	0.00	0.01
Total	16.36	23.08

32 PROVISIONS (CURRENT)

Particulars	As at 31-03-2025	As at 31-03-2024
Provision for employee benefits		
(a) Gratuity (refer note no 45(b)) *	0.65	0.36
(b) Compensated absences **	0.21	0.18
Total	0.86	0.54

*** Movement in provision for employee benefits - gratuity**

Particulars	As at 31-03-2025	As at 31-03-2024
Balance at the beginning of the year	0.36	0.56
Add: Provision made during the year	0.65	0.38
Less: Provision utilised/ reversed during the year	0.36	0.58
Balance at the end of the year	0.65	0.36

**** Movement in provision for compensated absences**

Particulars	As at 31-03-2025	As at 31-03-2024
Balance at the beginning of the year	0.18	0.15
Add: Provision made during the year	0.56	0.53
Less: Provision utilised/ reversed during the year	0.53	0.50
Balance at the end of the year	0.21	0.18



Shankara Building Products Limited
Notes to the Standalone Financial Statements

(Rupees in Crores)

33 REVENUE FROM OPERATIONS

Particulars	For the Year ended 31-03-2025	For the Year ended 31-03-2024
(a) Sale of traded goods	5,266.56	4,862.46
(b) Other Operating Revenues - Sale of scrap	0.82	0.27
Total	5,267.38	4,862.73

34 OTHER INCOME

Particulars	For the Year ended 31-03-2025	For the Year ended 31-03-2024
(a) Interest Income*	0.23	1.21
(b) Rent received *	1.07	0.66
(c) Profit on sale of property, plant & equipment / Investment property	0.04	1.25
(d) Fair valuation of financial guarantee	0.04	0.13
(e) Gain on termination of lease	0.11	0.29
(f) Unwinding of interest income on rental deposits	0.35	0.33
(g) Provision for expenses no longer required written back	0.50	0.05
(h) Commission Income	-	0.02
(i) Income from Corporate Guarantee given to Subsidiaries*(CY Rs.30,000)	0.00	0.91
(j) Payables written back	0.31	1.73
(k) Other non-operating income	0.10	0.10
Total	2.75	6.68

*(Refer note no. 47B and 47C for related party transactions.)

34 (a) CHANGES IN INVENTORIES OF STOCK-IN-TRADE

Particulars	For the Year ended 31-03-2025	For the Year ended 31-03-2024
Opening stock of Stock-in-Trade	346.58	332.00
Less: Closing stock of Stock-in-Trade	381.91	346.58
Total	(35.33)	(14.58)

35 EMPLOYEE BENEFITS EXPENSE

Particulars	For the Year ended 31-03-2025	For the Year ended 31-03-2024
(a) Salaries and Wages	46.24	40.76
(b) Contribution to Provident fund and Other funds:		
(i) Provident fund (refer note no 45(a))	2.72	2.63
(ii) Employees' state insurance (refer note no 45(a))	0.20	0.23
(iii) Gratuity (refer note no 45(b))	0.79	0.74
(c) Staff welfare Expenses	1.10	0.98
Total	51.05	45.34

36 FINANCE COSTS

Particulars	For the Year ended 31-03-2025	For the Year ended 31-03-2024
(a) Interest on borrowings	38.55	27.11
(b) Other borrowing costs	3.25	3.83
(c) Interest on lease liability	0.23	0.24
(d) Interest on income tax	0.24	0.48
Total	42.27	31.66



36(a) DEPRECIATION AND AMORTIZATION EXPENSE

Particulars	Note No	For the Year ended 31-03-2025	For the Year ended 31-03-2024
(A) Depreciation			
- Property, plant & equipment	4	8.81	7.95
- Investment property	5	0.04	0.04
- Right-of-use Asset	6	1.12	1.47
Total (A)		9.97	9.46
(B) Amortization of intangible assets	7	-	-
Total-(A+B)		9.97	9.46

37 OTHER EXPENSES

Particulars	For the Year ended 31-03-2025	For the Year ended 31-03-2024
(a) Power, Fuel & Water	1.65	1.53
(b) Rent (refer note no 41(b))	13.79	11.31
(c) Repairs and Maintenance		
(i) Buildings	0.06	0.08
(ii) Others	6.11	5.17
(d) Insurance #	0.85	0.76
(e) Rates & Taxes	1.08	1.23
(f) Travelling and Conveyance	3.39	2.75
(g) Payments to the Auditors (refer note below)	0.34	0.39
(h) Legal and Professional fees	2.38	2.60
(i) Directors sitting fees	0.33	0.35
(j) Communication Expenses	1.02	0.93
(k) Advertisement & Publicity Expenses	2.62	2.20
(l) Loss Allowance for doubtful trade receivables	3.07	3.32
(m) Material handling charges **	13.41	11.18
(n) Freight Outwards ***	5.56	3.21
(o) Commission Charges	2.36	1.58
(p) Bad Debts written off	2.23	1.01
(q) Loss on sale of property, plant and equipment	0.01	0.05
(r) Sub Contracting	0.75	0.45
(s) Corporate Social Responsibility expenditure (refer note no 49)	1.38	0.93
(t) Write off of property, plant and equipment	0.01	0.28
(u) Provision for damaged goods	-	0.50
(v) Fair valuation of financial guarantee	0.04	0.13
(w) Write off of Inventory	0.54	-
(x) Miscellaneous Expenses *	3.70	3.40
Total	66.68	55.34

*Under this head, there is no expenditure which is in excess of 1% of revenue from operations or Rs.10 lakhs, whichever is higher.

**Material handling charges recovered from customers-Current year-Rs. 9.86 Crores Previous year-Rs.8.72 Crores

***Freight recovered from customers-Current year-Rs.9.31 crores Crores Previous year-Rs. 9.89 Crores

Insurance recovered from customers-Current year- Rs.0.57 Crores. Previous year- Rs. 0.59 Crores.

Note : Breakup for payments to the auditors is as under (excluding GST):

Particulars	For the Year ended 31-03-2025	For the Year ended 31-03-2024
(a) As auditors	0.26	0.26
(b) For taxation matters	0.02	0.02
(c) For other services	0.02	0.03
(d) For reimbursement of expenses	0.04	0.08
Total	0.34	0.39



Shankara Building Products Limited
Notes to the Standalone Financial Statements

(Rupees in Crores)

38 Earnings Per Share (EPS)

Particulars	For the Year ended 31-03-2025	For the Year ended 31-03-2024
Basic & Diluted		
A Profit attributable to equity shareholders (in crores)	73.02	69.86
B Weighted average number of equity shares (in crores)	2.42	2.34
C Basic and Diluted EPS (Rs.) [A/B]	30.11	29.85
Face value per share (Rs.)	10.00	10.00

The company does not have any potential equity shares. Accordingly, basic and diluted earnings per share would remain the same.

39 Contingent liabilities:

Particulars	As at 31-03-2025	As at 31-03-2024
(a) Claims against the company not acknowledged as debt		
(i) Goods and Service tax*	2.86	1.68
(ii) Income tax*	-	0.15
Total	2.86	1.83

* These cases are pending in appeal at various forums in the respective department. Outflows, if any, arising out of these claims would depend upon the adjudication of appellate authorities and the Company's rights for further appeals.

Refer Note below for amount remitted against disputed liability

Particulars	As at 31-03-2025	As at 31-03-2024
(i) Goods and Service tax	0.20	0.09

40 Commitments

Particulars	As at 31-03-2025	As at 31-03-2024
Estimated value of capital commitments towards buildings (Net of advances made CY Rs.3.83 crores)	4.15	-
Estimated value of capital commitments towards Intangible assets under development (Net of advances made - Rs. 0.10 crores)	0.26	-
Total	4.41	-

41 Operating lease

a) As lessor:

Leasing Arrangements:

The investment properties are leased to tenants under operating leases with rentals payable monthly. Minimum lease payments receivable on leases of investment properties are as follows:

Particulars	As at 31-03-2025	As at 31-03-2024
Within one year	0.28	0.44
Between 1 and 2 years	0.13	0.25
Between 2 and 3 years	0.10	0.17
Between 3 and 4 years	-	0.14
Between 4 and 5 years	-	-
Later than 5 years	-	-
	0.51	1.00

b) As lessee:

Various Buildings have been taken on operating lease with lease term between 11 and 144 months for office premises, storage space and retail shop, which are renewable on a periodic basis by mutual consent of both parties. There is no restriction imposed by lease arrangements, such as those concerning dividends, additional debts.

Ind AS 116 requires lessees to determine the lease term as the non-cancellable period of a lease adjusted with any option to extend or terminate the lease, if the use of such option is reasonably certain. The reporting entity makes an assessment on the expected lease term on a lease-by-lease basis and thereby assesses whether it is reasonably certain that any options to extend or terminate the contract will be exercised.

For the short-term and low value leases, the reporting entity recognizes the lease payments as an operating expense on a straight-line basis over the term of the lease.



Accounting for leases under Ind AS 116

Particulars	As at / For the Year ended 31-03-2025	As at / For the Year ended 31-03-2024
Opening Gross carrying amount of right of use assets	6.71	10.32
Depreciation charged for the Right-of-use assets	1.12	1.47
Interest expense on lease liability	0.23	0.24
The rental expense relating to short-term leases for which Ind AS 116 has not been applied	13.50	11.07
Additions to Right-of-use assets during the current year	1.58	1.52
Deletions from Right-of-use assets during the current year	5.20	5.13
Closing Gross carrying amount of right of use assets	3.09	6.71
Total cash outflow for leases for the year	1.43	2.03

Lease liabilities

Particulars	As at 31-03-2025	As at 31-03-2024
Maturity analysis - contractual undiscounted cash flows		
Not later than one year	0.58	1.38
Later than one year and not more than five years	1.55	1.83
More than five years	-	-
Total undiscounted Liabilities	2.13	3.21
Lease liabilities		
Current	0.44	1.19
Non-current	1.34	1.59

42 Segment Reporting

The company is primarily engaged in the business of Trading and retailing of Steel Tubes & Pipes, Steel-Flat Products, roofing, TMT, Steel-long Products, Sanitaryware, Tiles, PVC Pipes & Fittings and other building material products. In accordance with IND AS 108 "Operating Segments", the company has presented the segment information on the basis of its consolidated financial statements. Hence, the segment information for the separate (i.e. standalone) financial statements are not presented.

43 Additional Information

Disclosure required under Section 22 of Micro, Small and Medium Enterprises Development ('MSMED') Act, 2006

Particulars	As at 31-03-2025	As at 31-03-2024
(i) the principal amount and the interest due there on remaining unpaid to any supplier as at the end of each accounting year;		
Principal amount	24.34	21.33
Interest due thereon (CY Rs.10,387)	0.00	-
(ii) the amount of interest paid by the buyer under the Micro, Small and Medium Enterprises Development Act, 2006, along with the amount of the payment made to the supplier beyond the appointed day during each accounting year;	-	-
(iii) the amount of interest due and payable for the period of delay in making payment (which has been paid but beyond the appointed day during the year) but without adding the interest specified under the Micro, Small and Medium Enterprises Development Act, 2006;	-	-
(iv) the amount of interest accrued and remaining unpaid at the end of accounting year and (CY Rs.10,387)	0.00	-
(v) The amount of further interest remaining due and payable even in the succeeding years, until such date when the interest dues as above are actually paid to the small enterprise, for the purpose of disallowance as a deductible expenditure under section 23 of the Micro, Small and Medium Enterprises Development Act (MSMED), 2006.	-	-



Shankara Building Products Limited
Notes to the Standalone Financial Statements

(Rupees in Crores)

44 Assets hypothecated as security:

The carrying amount of assets hypothecated as security for current and non-current borrowings are:

Particulars	Note No	As at 31-03-2025	As at 31-03-2024
Current Assets			
A) Financial assets			
(i) <i>First and Second Charge</i>			
- Trade Receivables	15	769.94	633.56
(ii) <i>Floating Charge</i>		-	-
B) Non Financial assets			
(i) <i>First and Second Charge</i>			
- Inventories (net off goods-in-transit)	14	381.37	346.08
(ii) <i>Floating Charge</i>		-	-
Total current assets hypothecated as security		1,151.31	979.64
Non-Current Assets			
A) Non Financial assets			
(i) <i>First Charge</i>			
- Vehicles		0.79	0.92
- Land and Building (Refer note no 47C)		12.81	12.97
(ii) <i>Floating Charge</i>		-	-
Total non-current assets hypothecated as security		13.60	13.89
Total assets hypothecated as security		1,164.91	993.53



45 Employee benefits

a) Defined contribution plans

Contribution to Defined Contribution Plans, recognised as an expense for the year is as under:

Particulars	For the Year	For the Year
	ended 31-03-2025	ended 31-03-2024
Employer's Contribution to Provident Fund (includes pension fund)	2.72	2.63
Employer's Contribution to Employee State Insurance	0.20	0.23

b) Defined benefit plan

(i) Gratuity

The Company has funded the gratuity liability ascertained on actuarial basis, wherein every employee who has completed five years or more of service is entitled to gratuity on retirement or resignation or death calculated at 15 days salary for each completed year of service, subject to a maximum of Rs. 20 lacs per employee. The vesting period for Gratuity as payable under The Payment of Gratuity Act, 1972 is 5 years.

The plans in India typically expose the Company to actuarial risks such as: investment risk, interest rate risk, longevity risk and salary risk.

Investment risk: The present value of the defined benefit plan liability is calculated using a discount rate determined by reference to government bond yields; if the return on plan asset is below this rate, it will create a plan deficit.

Interest risk: A decrease in the bond interest rate will increase the plan liability; however, this will be partially offset by an increase in the return on the plan's debt investments.

Longevity risk: The present value of the defined benefit plan liability is calculated by reference to the best estimate of the mortality of plan participants both during and after their employment. An increase in the life expectancy of the plan participants will increase the plan's liability.

Salary risk: The present value of the defined benefit plan liability is calculated by reference to the future salaries of plan participants. As such, an increase in the salary of the plan participants will increase the plan's liability.

There are no other post-retirement benefits provided to employees.

The most recent actuarial valuation of the plan assets and the present value of the defined benefit obligation were carried out at 31-03-2025. The present value of the defined benefit obligation, and the related current service cost and past service cost, were measured using the projected unit credit method.

Gratuity (Funded)

Particulars	As at 31-03-2025	As at 31-03-2024
Liability recognized in the Balance Sheet		
Present value of defined benefit obligation		
Opening Balance	7.29	6.62
Current Service Cost	0.75	0.71
Past Service Cost	-	-
Interest Cost	0.51	0.48
Actuarial Loss/(Gain) on obligation	(0.09)	(0.31)
Transfer In/(Out)	0.01	(0.02)
Benefits paid	(0.45)	(0.19)
Closing Balance	8.02	7.29
Less: Fair Value of Plan Assets		
Opening Balance	6.93	6.06
Expected Return on Plan assets less loss on investments	0.48	0.45
Actuarial (Loss)/Gain on Plan Assets	0.05	0.05
Transfer In/ (Out)	-	-
Employers' Contribution	0.36	0.56
Benefits paid	(0.45)	(0.19)
Closing Balance	7.37	6.93
Amount recognized in Balance Sheet (refer note no 32 (a))	0.65	0.36



Shankara Building Products Limited
Notes to the Standalone Financial Statements

(Rupees in Crores)

Particulars	For the Year ended 31-03-2025	For the Year ended 31-03-2024
Expenses during the year		
Current Service cost	0.75	0.71
Past Service cost	-	-
Interest cost	0.51	0.48
Expected Return on Plan assets	(0.48)	(0.45)
	0.79	0.74
Component of defined benefit cost recognized in statement of profit & loss (refer note no 35(b)(iii))		
Remeasurement of net defined benefit liability		
- Actuarial Loss/(Gain) on defined benefit obligation	(0.09)	(0.31)
- Actuarial Loss/(Gain) on Plan Assets	(0.05)	(0.05)
Component of defined benefit cost recognized in other comprehensive income	(0.14)	(0.36)
Actual Return on plan assets	0.53	0.50
Break up of Plan Assets:		
i) Equity instruments	-	-
ii) Debt instruments	-	-
iii) Investment Funds with Insurance Company	100%	100%
Of which, Unit Linked	0%	0%
Of which, Traditional/ Non-Unit Linked	100%	100%
iv) Asset-backed securities	-	-
v) Structured debt	-	-

Note: None of the assets carry a quoted market price in an active market or represent the entity's own transferable financial instruments or are property occupied by the entity.

Principal actuarial assumptions

Particulars	For the Year ended 31-03-2025	For the Year ended 31-03-2024
Discount Rate (pa)	6.40%	7.00%
Expected rate(s) of salary increase (pa)	7.00%	7.00%
Expected return on plan assets (pa)	7.00%	7.20%
Attrition rate (pa)	10.00%	10.00%
Mortality rate during employment	Indian assured lives mortality 2012-2014 Ult.	

Experience adjustments

Particulars	31-03-2025	31-03-2024	31-03-2023	31-03-2022	31-03-2021
Defined Benefit Obligation	8.02	7.29	6.62	6.11	5.90
Plan Assets	7.37	6.93	6.06	5.55	5.69
Surplus / (Deficit)	(0.65)	(0.36)	(0.56)	(0.56)	(0.21)
	0.37	0.40	(0.00)	0.10	0.47
Experience Adjustments on Plan Liabilities – (Loss)/Gain- (as at 31-03-2023 Rs. 17,000)	0.05	0.05	(0.15)	(0.14)	0.05
Experience Adjustments on Plan Assets – (Loss)/Gain					

The Company expects to contribute Rs.0.65 crores (previous year Rs.0.36 crores) to its gratuity plan for the next year.

In assessing the Company's post retirement liabilities, the Company monitors mortality assumptions and uses up-to date mortality tables, the base being the Indian assured lives mortality (2012-14) ultimate.

Expected return on plan assets is based on expectation of the average long term rate of return expected on investments of the fund during the estimated term of the obligations after considering several applicable factors such as the composition of plan assets, investment strategy, market scenario, etc.



Shankara Building Products Limited
Notes to the Standalone Financial Statements

(Rupees in Crores)

The estimates of future salary increase, considered in actuarial valuation, take account of inflation, seniority, promotion and other relevant factors, such as supply and demand in the employment market.

The discount rate is based on the prevailing market yields of Government of India securities as at the balance sheet date for the estimated term of the obligations.

Effective March 29, 2018, the Government of India has notified the Payment of Gratuity (Amendment) Act, 2018 to raise the statutory ceiling on gratuity benefit payable to each employee to Rs 20 lakhs from Rs 10 lakhs. Accordingly the amended and improved benefits, if any, are recognised as current year's expense as required under paragraph 103 of Ind AS 19.

Sensitivity Analysis:

Significant actuarial assumptions for the determination of the defined benefit obligation are discount rate, expected salary increase and mortality. The sensitivity analysis below have been determined based on reasonably possible changes of the respective assumptions occurring at the end of the reporting period, while holding all other assumptions constant.

Particulars	Impact on Defined benefit obligation			
	For the Year ended 31-03-2025		For the Year ended 31-03-2024	
	Increase	Decrease	Increase	Decrease
Discount rate (1% increase)	-	0.45	-	0.40
Discount rate (1% decrease)	0.52	-	0.45	-
Future salary growth (1% increase)	0.51	-	0.45	-
Future salary growth (1% decrease)	-	0.46	-	0.41
Attrition rate (1% increase)	-	0.03	-	0.01
Attrition rate (1% decrease)	0.04	-	0.01	-
Mortality (increase in expected life time by 1 year)(CY Rs.4,000)	0.00	-	-	-
Mortality (increase in expected life time by 3 years)(CY Rs.11,000)	0.00	-	-	-

The sensitivity analysis presented above may not be representative of the actual change in the defined benefit obligation as it is unlikely that the change in assumptions would occur in isolation of one another as some of the assumptions may be correlated.

The average expected remaining lifetime of the plan members is 6 years (31-03-2024 - 6 years) as at the valuation date which represents the weighted average of the expected remaining lifetime of all plan participants.

The expected maturity analysis of the benefit payments of gratuity is as follows:

Particulars	Less than a year	Between 1 - 2 years	Between 3 - 5 years	Next 5 years	Total
31-03-2025					
Defined benefit obligation (Gratuity)	1.07	0.94	2.87	5.53	10.41
Total	1.07	0.94	2.87	5.53	10.41
31-03-2024					
Defined benefit obligation (Gratuity)	0.98	1.01	2.83	5.27	10.09
Total	0.98	1.01	2.83	5.27	10.09

The Company had deployed its investment assets in an insurance plan which is invested in market linked bonds. The investment returns of the market-linked plan are sensitive to the changes in interest rates as compared with the investment returns from the smooth return investment plan. The liabilities' duration is not matched with the assets' duration.

The liabilities of the fund are funded by assets. The company aims to maintain a close to full-funding position at each Balance Sheet date. Future expected contributions are disclosed based on this principle.

The methods and types of assumptions used in preparing the sensitivity analysis did not change compared to the prior period.



Shankara Building Products Limited
Notes to the Standalone Financial Statements

(Rupees in Crores)

46 Disclosure on Accounting for revenue from customers in accordance with Ind AS 115

Disaggregated revenue information

A Type of goods and service

Particulars	For the Year ended 31-03-2025	For the Year ended 31-03-2024
(a) Sale of traded goods	5,266.56	4,862.46
(b) Other operating revenues Sale of scrap	0.82	0.27
Total Operating Revenue	5,267.38	4,862.73
In India	5,267.38	4,862.73
Outside India	-	-

B Timing of revenue recognition

Particulars	For the Year ended 31-03-2025		For the Year ended 31-03-2024	
	At a point of time	Over a period of time	At a point of time	Over a period of time
Sale of products and other operating income	5,267.38	Nil	4,862.73	Nil

C Contract Balances

Particulars	As at 31-03- 2025	As at 31-03- 2024
Contract Assets	-	-
Contract Liabilities	12.23	9.59

D Revenue recognised in relation to contract liabilities

Particulars	For the Year ended 31-03-2025	For the Year ended 31-03-2024
Revenue recognised in relation to contract liabilities	9.32	7.85

E Reconciliation of revenue recognised in the statement of profit and loss with the contracted price

Particulars	For the Year ended 31-03-2025	For the Year ended 31-03-2024
Revenue at contracted prices	5,267.41	4,862.75
Less: Refund Liabilities	(0.03)	(0.02)
Total Revenue at contracted prices	5,267.38	4,862.73
Revenue from contract with customers	5,267.38	4,862.73

F Unsatisfied or partially satisfied performance obligation

Particulars	As at 31-03- 2025	As at 31-03- 2024
Unsatisfied or partially satisfied performance obligation	Nil	Nil



Shankara Building Products Limited
Notes to the Standalone Financial Statements

(Rupees in Crores)

47 Related party disclosures

A. Names of Related parties with whom transactions have taken place during the year/previous year and nature of relationship:

Subsidiaries	Taurus Value Steel & Pipes Private Limited, Kutbullapur Mandal, Telangana
	Vishal Precision Steel Tubes and Strips Private Limited, Hoskote, Karnataka
	Steel Network (Holdings) Pte Limited, Singapore
	Centurywells Roofing India Private Limited, Kancheepuram, Tamil Nadu
	Shankara Buildpro Limited, Bengaluru, Karnataka, (Incorporated on 13th October 2023)
Other related parties and their relationship where transaction exists:	
Key Managerial Personnel	Mr. Sukumar Srinivas (Managing Director)
	Mr. C.Ravikumar (Whole-time Director)
	Mr. Alex Varghese (Chief Financial Officer)
	Ms. Ereena Vikram (Company Secretary)
	Mr.V.Ravichandar-Chairman and Independent Director-Retired on June 24, 2024
	Mr.B.Jayaraman-Chairman (w.e.f June 25, 2024) and Independent Director
	Mr.Chandu Nair-Independent Director
	Ms.Jayashri Murali-Independent Director-Retired on March 18, 2025
	Mr.RSV Sivaprasad-Non Executive and Non-Independent Director-Resigned on June 25, 2024
	Mr.N Muthuraman-Independent Director-w.e.f May 20, 2024
Ms.Sujatha G-Independent Director-w.e.f March 14, 2025	
Relatives of Key Managerial Personnel	Mr. Dhananjay Mirlay Srinivas Mrs. Parwathi Mirlay Srikanth
Enterprise in which Key Managerial Personnel have significant influence	Shankara Holdings Private Limited, Bengaluru
Enterprise in which relatives of Key Managerial Personnel have significant influence	The Café at Saanchi ,Bengaluru
Entities where control exist	Shankara Building Products Employees Gratuity Fund,Bengaluru

Shankara Building Products Limited
Notes to the Standalone Financial Statements

(Rupees in Crores)

B. Transactions with Related Parties	For the Year ended 31-03-2025	For the Year ended 31-03-2024
Purchase of Goods from (refer note 1 below)		
Taurus Value Steel & Pipes Private Limited	24.04	61.20
Vishal Precision Steel Tubes and Strips Private Limited	327.47	418.31
Centurywells Roofing India Private Limited	222.41	236.60
Sale of Goods to (refer note 2 & 5 below)		
Taurus Value Steel & Pipes Private Limited	2.91	4.75
Vishal Precision Steel Tubes and Strips Private Limited	321.52	180.82
Centurywells Roofing India Private Limited	34.81	125.14
Managing Director	0.83	0.11
The Café at Saanchi ,Bengaluru (CY Rs.13,263/-, PY Rs.22,407/-)	0.00	0.00
Rent paid to		
Taurus Value Steel & Pipes Private Limited	0.08	0.08
Vishal Precision Steel Tubes and Strips Private Limited	0.03	0.03
Centurywells Roofing India Private Limited	0.10	-
Managing Director	0.43	0.43
Relative of Key Managerial Personnel	0.08	0.07
Interest received from		
Vishal Precision Steel Tubes and Strips Private Limited	0.01	0.27
Taurus Value Steel & Pipes Private Limited (CY 2,671,PY Rs.4,000)	0.00	0.00
Centurywells Roofing India Private Limited(CY 26,974)	0.00	0.63
Shankara Buildpro Limited (CY 8,958)	0.00	-
Interest paid to		
Taurus Value Steel & Pipes Private Limited	-	2.61
Rent received from		
Taurus Value Steel & Pipes Private Limited	0.03	0.03
Vishal Precision Steel Tubes and Strips Private Limited	0.03	0.02
Centurywells Roofing India Private Limited	0.60	0.32
Shankara Buildpro Limited	0.01	0.01
Sale of Assets to		
Vishal Precision Steel Tubes and Strips Private Limited	-	0.04
Income on Corporate guarantee		
Taurus Value Steel & Pipes Private Limited (CY Rs.10,000)	0.00	0.05
Vishal Precision Steel Tubes and Strips Private Limited (CY Rs.10,000)	0.00	0.46
Centurywells Roofing India Private Limited (CY Rs.10,000)	0.00	0.40
Advances granted to /(repaid by) Refer note no 4 below:		
Taurus Value Steel & Pipes Private Limited	0.05	0.06
Vishal Precision Steel Tubes and Strips Private Limited	1.77	10.21
Taurus Value Steel & Pipes Private Limited	(0.05)	(0.06)
Vishal Precision Steel Tubes and Strips Private Limited	(1.77)	(10.21)
Centurywells Roofing India Private Limited	0.49	-
Centurywells Roofing India Private Limited	(0.49)	-
Shankara Buildpro Limited	0.03	0.01
A Whole-time Director-Net -(PY Rs.14,412)	-	(0.00)
Chief Financial Officer-Net of advances repaid (CY Rs.0.01 crores , PY Rs.0.02 crores)	0.05	(0.01)



Shankara Building Products Limited
Notes to the Standalone Financial Statements

(Rupees in Crores)

Transactions with Related Parties	For the Year ended 31-03-2025	For the Year ended 31-03-2024
Rental Deposit- Received from		
Vishal Precision Steel Tubes and Strips Private Limited(PY Rs.45,000)	-	0.00
Centurywells Roofing India Private Limited	-	0.08
Shankara Buildpro Limited (PY Rs.30,000)	-	0.00
Rental Deposit- Given to		
Taurus Value Steel & Pipes Private Limited	-	0.01
Centurywells Roofing India Private Limited	-	0.05
Goods-in-transit from		
Taurus Value Steel & Pipes Private Limited	0.19	0.79
Vishal Precision Steel Tubes and Strips Private Limited	0.29	1.20
Centurywells Roofing India Private Limited	-	0.09
Unsecured loan availed/ (Repaid)		
Taurus Value Steel & Pipes Private Limited	-	(39.74)
Contribution to employee related trusts made during the year		
Shankara Building Products Employees Gratuity Fund	0.36	0.56
Investments in subsidiary companies		
Shankara Buildpro Limited (Refer note no 9)	-	0.01
Dividend paid to		
Key Managerial Personnel	3.51	2.93
Relatives of Key Managerial Personnel	0.05	0.05
Shankara Holdings Private Limited	0.05	0.04
Remuneration paid to Key Managerial Personnel (refer note 3 below)	For the Year ended 31-03-2025	For the Year ended 31-03-2024
Services Availed		
Independent Director	0.01	-
Short-term employee benefits		
Managing Director	1.06	1.34
Whole-time director	0.71	0.68
Chief Financial Officer	0.42	0.40
Company Secretary	0.17	0.15
Sitting fees paid to Non executive Directors	0.33	0.35
Remuneration paid to Relative of Key Managerial Personnel	0.19	0.18
Guarantees and collaterals furnished / (withdrawn) to Subsidiary Company:		
Taurus Value Steel & Pipes Private Limited	(5.00)	-
Vishal Precision Steel Tubes and Strips Private Limited	55.00	-
Centurywells Roofing India Private Limited	25.00	-



Shankara Building Products Limited
Notes to the Standalone Financial Statements

(Rupees in Crores)

Notes

- 1 The purchases from related parties are in the ordinary course of business. Purchase transactions are based on normal commercial terms and conditions and market rates.
- 2 The sales to related parties are in the ordinary course of business. Sales transactions are based on prevailing price lists. The company does not anticipate any expected credit loss in respect of trade receivables from related parties.
- 3 As the future liability for gratuity is provided on an actuarial basis for the company as a whole, the amount pertaining to individual is not ascertainable and therefore not included above
- 4 Advances granted to subsidiaries for working capital purposes.
- 5 Sale of Goods to Key Managerial personnel Rs 0.83 Crores (previous year Rs.0.11 Crores) and sale of Goods to enterprise in which relatives of key managerial personnel have significant influence, Rs 13,263 (PY Rs 22407) were omitted to be approved in Audit Committee and the Board Meeting . The transactions were in the ordinary course of business and were at arm's length. This was ratified in the Audit committee and Board Meeting.

C. Balance Outstanding to/ from related parties	As at 31-03-2025	As at 31-03-2024
Trade Payables		
Taurus Value Steel & Pipes Private Limited	0.24	7.39
Centurywells Roofing India Private Limited	7.22	7.54
Trade Receivables		
Vishal Precision Steel Tubes and Strips Private Limited	12.94	23.14
Managing Director	-	0.10
The Café at Saanchi ,Bengaluru (PY Rs.26,440/-)	-	0.00
Interest Receivables		
Vishal Precision Steel Tubes and Strips Private Limited	0.01	0.06
Taurus Value Steel & Pipes Private Limited (CY Rs.2,404, PY Rs.4,000)	0.00	0.00
Centurywells Roofing India Private Limited(CY 24,277)	0.00	-
Shankara Buildpro Limited (CY 8,062)	0.00	-
Rent payable		
Vishal Precision Steel Tubes and Strips Private Limited (Current year Rs.27,000/-, Previous Year Rs.27,000/-)	0.00	0.00
Taurus Value Steel & Pipes Private Limited	0.01	0.01
Centurywells Roofing India Private Limited	0.01	-
Managing Director	0.04	0.04
Relative of a Key managerial personnel	0.01	0.01
Remuneration payable to Key Managerial Personnel		
Managing Director	0.04	0.05
Whole-time director	0.06	0.06
Chief Financial Officer	0.04	0.04
Company Secretary	0.02	0.02
Remuneration payable to a relative of a Key Managerial Personnel	0.02	0.02
Expenses receivable		
Shankara Buildpro Limited	0.04	0.01



Shankara Building Products Limited
Notes to the Standalone Financial Statements

(Rupees in Crores)

Balance Outstanding to/ from related parties	As at 31-03-2025	As at 31-03-2024
Rent Receivable		
Taurus Value Steel & Pipes Private Limited (Current Year Rs.31,255/-, Previous year Rs.31,255/-)	0.00	0.00
Vishal Precision Steel Tubes and Strips Private Limited (CY Rs.27,540)	0.00	0.01
Centurywells Roofing India Private Limited	0.05	0.05
Shankara Buildpro Limited	0.02	0.01
Rental Deposit -Payable to		
Centurywells Roofing India Private Limited	0.10	0.10
Shankara Buildpro Limited (CY Rs.30,000, PY Rs.30,000)	0.00	0.00
Vishal Precision Steel Tubes and Strips Private Limited (Current Year Rs.45,000/-,Previous Year Rs.45,000/-)	0.00	0.00
Rental Deposit-Receiveable		
Taurus Value Steel & Pipes Private Limited	0.01	0.01
Centurywells Roofing India Private Limited	0.05	0.05
Investments in subsidiary companies (Refer note no 9)	38.66	38.62
Assets hypothecated as security against the loans availed by		
Centurywells Roofing India Private Limited	12.81	12.97
Guarantees & Collaterals furnished to (Refer note no 48 (C)(2)(ii) for maximum exposure)		
Taurus Value Steel & Pipes Private Limited	-	5.00
Vishal Precision Steel Tubes and Strips Private Limited	100.75	45.75
Centurywells Roofing India Private Limited	65.00	40.00
Guarantees furnished by		
Managing Director	755.00	680.00
Due from Key Managerial Personnel		
Due from Non Independent Director (CY.Rs.37,413/-, PY.Rs.37,413/-)	0.00	0.00
Due from Chief Financial Officer	0.05	-

Terms and Conditions

All outstanding balances are unsecured and are repayable in cash

Guarantees furnished to subsidiaries:

Guarantees furnished to the lenders of the subsidiaries are for availing working capital facilities from the lender banks.

Guarantees furnished by managing director:

Personal guarantee furnished by the managing director to the company are for availing working capital facilities from the lender banks.



Shankara Building Products Limited
Notes to the Standalone Financial Statements

(Rupees in Crores)

48 Financial Instruments

A. Capital Management

(1) Capital risk management

The Company's capital requirements are mainly to fund its expansion, working capital and strategic acquisitions. The principal source of funding of the Company has been, and is expected to continue to be, cash generated from its operations supplemented by borrowings from bank and funds from capital markets. The Company is not subject to any externally imposed capital requirements.

The Company regularly considers other financing and refinancing opportunities to diversify its debt profile, reduce finance cost and closely monitors its judicious allocation amongst competing expansion projects and strategic acquisitions, to capture market opportunities at minimum risk.

The Company monitors its capital using gearing ratio, which is net debt divided to total equity. Net debt includes, interest bearing loans and borrowings less cash and cash equivalents.

Particulars	Note No.	As at 31-03-2025	As at 31-03-2024
Long term borrowings	22	2.40	14.40
Current maturities of long-term debt	27	12.00	10.70
Short term borrowings	27	40.70	50.30
Less: Cash and cash equivalents	16	(22.04)	(28.22)
Net Debt (A)		33.06	47.18
Total Equity (B)	20, 21	667.06	601.21
Gearing Ratio (A / B)		0.05	0.08

- i) Equity includes all capital and reserves of the Company that are managed as capital.
ii) Debt is defined as long and short term borrowings (excluding financial guarantee contracts), as described in Note 22 and 27

(2) Dividends

Particulars	As at 31-03-2025	As at 31-03-2024
Equity Shares		
(i) Final Dividend for the year ended March 31,2024 of Rs.3 per fully paid share	7.27	-
(ii) Final Dividend for the year ended March 31,2023 of Rs.2.5 per fully paid share	-	5.71



Shankara Building Products Limited
Notes to the Standalone Financial Statements

(Rupees in Crores)

B. Categories of financial instruments

Particulars	Note no	As at 31-03-2025		As at 31-03-2024	
		Carrying Value	Fair Value	Carrying Value	Fair Value
Financial assets					
Measured at amortised cost					
Loans	11	0.05	0.05	0.06	0.06
Other financial assets	12,18	9.88	9.88	9.02	9.02
Trade receivables	10,15	772.17	772.17	636.25	636.25
Cash and cash equivalents	16	22.04	22.04	28.22	28.22
Bank balances other than cash and cash equivalents	17	1.44	1.44	1.23	1.23
Non-current Investments	9	38.66	38.66	38.62	38.62
Total financial assets at amortised cost (A)		844.24	844.24	713.40	713.40
Total financial assets measured at fair value through other comprehensive income (B)		-	-	-	-
Measured at fair value through profit and loss					
Derivative asset not designated as hedge					
Foreign exchange forward contracts		-	-	-	-
Total financial assets measured at fair value through profit and loss (C)		-	-	-	-
Total financial assets (A+B+C)		844.24	844.24	713.40	713.40
Financial liabilities					
Measured at amortised cost					
Long term Borrowings *	22, 27	14.40	14.40	25.10	25.10
Short term Borrowings **	27	40.70	40.70	50.30	50.30
Trade payables	29	710.37	710.37	585.34	585.34
Lease Liabilities	23, 28	1.78	1.78	2.78	2.78
Other financial liabilities	24, 30	11.04	11.04	10.06	10.06
Total financial liabilities carried at amortised cost (A)		778.29	778.29	673.58	673.58
Total financial liabilities measured at fair value through profit and loss (B)		-	-	-	-
Total financial liabilities measured at fair value through other comprehensive income (C)		-	-	-	-
Total financial liabilities (A+B+C)		778.29	778.29	673.58	673.58

* including current maturities of long-term debt

** excluding current maturities of long-term debt



C. Financial risk management

The Company has an Audit & Risk Management Committee established by its Board of Directors for overseeing the Risk Management Framework and developing and monitoring the Company's risk management policies. The risk management policies are established to ensure timely identification and evaluation of risks, setting acceptable risk thresholds, identifying and mapping controls against these risks, monitor the risks and their limits, improve risk awareness and transparency. Risk management policies and systems are reviewed regularly to reflect changes in the market conditions and the Company's activities to provide reliable information to the Management and the Board to evaluate the adequacy of the risk management framework in relation to the risk faced by the Company.

The risk management policies aims to mitigate the following risks arising from the financial instruments:

- Market risk
- Credit risk; and
- Liquidity risk

(1) Market risk

Market risk is the risk that the fair value of future cash flows of a financial instrument will fluctuate because of changes in the market prices. The Company is exposed in the ordinary course of its business to risks related to changes in commodity prices and interest rates.

(i) Currency Risk

Exposure to currency risk

Particulars	As at 31-03-2025		As at 31-03-2024	
	USD	INR	USD	INR
Total foreign currency exposure in respect of recognised liabilities	-	-	-	-
Forward exchange contracts	-	-	-	-
Net Exposure	-	-	-	-

Sensitivity

Currency risks related to the amounts of foreign currency loans are fully hedged using derivatives that mature on the same dates as the loans are due for repayment.

(ii) Commodity price risk:

The Company's revenue is exposed to the market risk of price fluctuations related to the sale of its steel and other building products. Market forces generally determine prices for the steel products sold by the Company. These prices may be influenced by factors such as supply and demand, production costs (including the costs of raw material inputs) and global and regional economic conditions and growth. Adverse changes in any of these factors may reduce the revenue that the Company earns from the sale of its steel products.

The Company purchases the steel and other building products in the open market from third parties as well as from subsidiaries at prevailing market price. The Company is therefore subject to fluctuations in the prices of steel coil, steel pipes, sanitary wares etc.

The Company aims to sell the products at prevailing market prices. Similarly the Company procures the products based on prevailing market rates as the selling prices of steel products and the prices of inputs move in the same direction.

Inventory Sensitivity Analysis (Stock in trade)

A reasonably possible changes of 1% in prices of inventory at the reporting date, would have increased (decreased) equity and profit or loss by the amounts shown below. The analysis assumes that all other variables remain constant.

Particulars	Impact on profit or (loss)		Impact on Equity, net of tax	
	As at 31-03-2025	As at 31-03-2024	As at 31-03-2025	As at 31-03-2024
1% increase in prices of Inventory	(3.82)	(3.48)	(2.86)	(2.61)
1% decrease in prices of Inventory	3.82	3.48	2.86	2.61



Shankara Building Products Limited
Notes to the Standalone Financial Statements

(Rupees in Crores)

(iii) Interest rate risk

Interest rate risk is the risk that the fair value or future cash flows of a financial instrument will fluctuate because of changes in market interest rates. The Company is exposed to interest rate risk since funds are borrowed at both fixed and floating interest rates. Interest rate risk is measured by using the cash flow sensitivity for changes in variable interest rate. The borrowings of the Company are principally denominated in rupees. The risk is managed by the Company by maintaining an appropriate mix between fixed and floating rate borrowings.

The following table provides a break-up of the Company's fixed and floating rate borrowings:

Particulars	As at 31-03-2025	As at 31-03-2024
Fixed rate borrowings	0.22	3.28
Floating rate borrowings	54.88	72.12
Total borrowings	55.10	75.40
Total Net borrowings as per Financial Statements	55.10	75.40
Add: Upfront fees	-	-
Total borrowings	55.10	75.40

Sensitivity analysis for variable-rate instruments

This analysis assumes that all other variables, in particular foreign currency exchange rates, remain constant.

Particulars	Impact on profit or (loss)		Impact on Equity, net of tax	
	As at 31-03-2025	As at 31-03-2024	As at 31-03-2025	As at 31-03-2024
100 basis points increase in interest rates	(0.55)	(0.72)	(0.41)	(0.54)
100 basis points decrease in interest rates	0.55	0.72	0.41	0.54

(2) Credit risk management:

Credit risk refers to the risk that a counterparty will default on its contractual obligations resulting in financial loss to the Company. Credit risk encompasses of both, the direct risk of default and the risk of deterioration of credit worthiness as well as concentration risks.

Company's credit risk arises principally from the trade receivables, advances and financial guarantees furnished to the lenders of the subsidiaries.

(i) Trade receivables:

Customer credit risk is managed centrally by the company and subject to established policy, procedures and control relating to customer credit risk management. Credit quality of a customer is assessed based on financial position, past performance, business/ economic conditions, market reputation, expected business etc. Based on that credit limit & credit terms are decided. Outstanding customer receivables are regularly monitored

Trade receivables consist of a large number of customers spread across diverse industries and geographical areas with no significant concentration of credit risk. The outstanding trade receivables are regularly monitored and appropriate action is taken for collection of overdue receivables.



Year ended 31-03-2025

Expected credit loss for trade receivables under simplified approach

Ageing	Not Due	Less than 6 months	6 months -1 year	1-2 years	2-3 years	More than 3 years	Total
Gross carrying amount - Trade receivables	397.94	313.51	27.59	26.14	10.59	8.48	784.25
Expected credit losses (Loss allowance provision) - trade receivables	-	-	(0.23)	(5.43)	(2.18)	(4.24)	(12.08)
Carrying amount of trade receivables (net of impairment)	397.94	313.51	27.36	20.71	8.41	4.24	772.17

Year ended 31-03-2024

Expected credit loss for trade receivables under simplified approach

Ageing	Not Due	Less than 6 months	6 months -1 year	1-2 years	2-3 years	More than 3 years	Total
Gross carrying amount - Trade receivables	333.78	263.07	20.20	15.94	1.65	10.62	645.26
Expected credit losses (Loss allowance provision) - trade receivables	-	-	(0.10)	(3.21)	(0.39)	(5.31)	(9.01)
Carrying amount of trade receivables (net of impairment)	333.78	263.07	20.10	12.73	1.26	5.31	636.25

(ii) Financial guarantees furnished :

The company has furnished Corporate guarantee to the lenders of the subsidiaries for availing working capital facilities. Maximum amount of exposure if the guarantee is called on, in the event of default:

As at 31-03-2025	As at 31-03-2024
104.34	67.58

The company does not anticipate any downfall in the current level of performance of the subsidiaries in the near future. The network of the subsidiaries are sufficient enough to manage in the event of default.

(3) Liquidity risk management

Liquidity risk refers to the risk of financial distress or extraordinary high financing costs arising due to shortage of liquid funds in a situation where business conditions unexpectedly deteriorate and requiring financing. The Company requires funds both for short term operational needs as well as for strategic acquisitions. The Company generates sufficient cash flow for operations, which together with the available cash and cash equivalents and borrowings provide liquidity. The Company manages liquidity risk by maintaining adequate reserves banking facilities and reserve borrowing facilities, by continuously monitoring forecast and actual cash flows, and by matching the maturity profiles of financial assets and liabilities.



Shankara Building Products Limited
Notes to the Standalone Financial Statements

(Rupees in Crores)

The company has access to the following undrawn borrowing facilities at the end of the reporting period:

Financing arrangements

Particulars	As at 31-03-2025	As at 31-03-2024
Floating Rate		
- Expiring within one year	183.51	180.59
- Expiring beyond one year	-	-
	183.51	180.59

The following tables detail the Company's remaining contractual maturity for its non-derivative financial liabilities with agreed repayment periods and its non-derivative financial assets. The tables have been drawn up based on the undiscounted cash flows of financial liabilities based on the earliest date on which the Company can be required to pay. The tables include both interest and principal cash flows.

With respect to floating rate, the undiscounted amount is derived from interest rate curves at the end of the reporting period. The contractual maturity is based on the earliest date on which the Company may be required to pay.

Liquidity exposure as at 31-03-2025

Particulars	Note no	< 1 year	1-5 years	> 5 years	Total
Financial assets					
Loans	11	-	0.05	-	0.05
Other financial assets	12,18	1.77	7.79	0.32	9.88
Trade receivables	10,15	769.94	2.23	-	772.17
Cash and cash equivalents	16	22.04	-	-	22.04
Bank balances other than cash and cash equivalents	17	1.44	-	-	1.44
Non-current Investments	9	-	-	38.66	38.66
Total financial assets		795.19	10.07	38.98	844.24
Financial liabilities					
Long term Borrowings *	22,27	12.00	2.40	-	14.40
Short term Borrowings**	27	40.70	-	-	40.70
Trade payables	29	710.37	-	-	710.37
Lease Liabilities	23,28	0.44	1.34	-	1.78
Other financial liabilities	24,30	10.82	0.22	-	11.04
Total financial liabilities		774.33	3.96	-	778.29

* including current maturities of long-term debt

**excluding current maturities of long-term debt



Shankara Building Products Limited
Notes to the Standalone Financial Statements

(Rupees in Crores)

Liquidity exposure as at 31-03-2024

Particulars	Note no	< 1 year	1-5 years	> 5 years	Total
Financial assets					
Loans	11	-	0.06	-	0.06
Other financial assets	12,18	1.35	7.53	0.14	9.02
Trade receivables	10,15	633.56	2.69	-	636.25
Cash and cash equivalents	16	28.22	-	-	28.22
Bank balances other than cash and cash equivalents	17	1.23	-	-	1.23
Non-current Investments	9	-	-	38.62	38.62
Total financial assets		664.36	10.28	38.76	713.40
Financial liabilities					
Long term Borrowings *	22,27	10.70	14.40	-	25.10
Short term Borrowings**	27	50.30	-	-	50.30
Trade payables	29	585.34	-	-	585.34
Lease Liabilities	23,28	1.19	1.59	-	2.78
Other financial liabilities	24,30	9.87	0.19	-	10.06
Total financial liabilities		657.40	16.18	-	673.58

* including current maturities of long-term debt

**excluding current maturities of long-term debt

The amount of guarantees furnished on behalf of subsidiaries included in note no.47(c) represents the maximum amount the Company could be forced to settle for the full guaranteed amount. Based on the expectation at the end of the reporting period, the Company considers that it is more likely than not that such an amount will not be payable under the arrangement.

Collateral

The Company has hypothecated part of its financial assets in order to fulfill certain collateral requirements for the banking facilities extended to the Company. There is an obligation to return the securities to the Company once these banking facilities are surrendered. (refer note no 22, 27 and 44)



Shankara Building Products Limited
Notes to the Standalone Financial Statements

(Rupees in Crores)

D. Level wise disclosure of financial instruments

Particulars	Note No	As at 31-03-2025				As at 31-03-2024			
		Carrying Value	Fair Value			Carrying Value	Fair Value		
			Level 1	Level 2	Level 3		Level 1	Level 2	Level 3
Financial assets									
Loans	11	0.05			-	0.06			
Other financial assets	12,18	9.88			6.36	9.02			5.86
Trade receivables	10,15	772.17				636.25			
Cash and cash equivalents	16	22.04				28.22			
Bank balances other than cash and cash equivalents	17	1.44				1.23			
Non-current Investments	9	38.66				38.62			
Total financial assets		844.24	-	-	6.36	713.40	-	-	5.86
Financial liabilities									
Long term Borrowings *	22,27	14.40				25.10		-	
Short term Borrowings**	27	40.70				50.30			
Trade payables	29	710.37				585.34			
Lease Liabilities	23,28	1.78				2.78			
Other financial liabilities	24,30	11.04			0.17	10.06			0.09
Total financial liabilities		778.29	-	-	0.17	673.58	-	-	0.09

* including current maturities of long-term debt

**excluding current maturities of long-term debt

The carrying amounts of short-term borrowings, trade receivables, trade payables, cash and cash equivalents, other bank balances and other financial assets and liabilities other than those disclosed in the above table, are considered to be the same as their fair values, due to their short term nature.



Shankara Building Products Limited
Notes to the Standalone Financial Statements

(Rupees in Crores)

49 Corporate social responsibility

The provisions of Corporate Social Responsibility (Section 135 of the Companies Act, 2013) are applicable to the company.

a) Gross amount required to be spent by Company during the year - Rs. 1.35 Crores (Previous year: Rs.0.82 Crores)

b) Amount spent during the year:

Year ended 31-03-2025

Particulars	Amount required to be spent for the year	Amount of expenditure incurred	Shortfall at the end of the year	Total of previous years shortfall
a) Construction / acquisition of any assets	-	-	-	-
b) On purpose other than (a) above	1.35	1.38	-	-

Year ended 31-03-2024

Particulars	Amount required to be spent for the year	Amount of expenditure incurred	Shortfall at the end of the year	Total of previous years shortfall
a) Construction / acquisition of any assets	-	-	-	-
b) On purpose other than (a) above	0.82	0.93	-	-

Amount paid is included under Other expenses (refer note no 37)

(c) **Nature of CSR Activities**- Healthcare infrastructure, education, environment sustainability, rehabilitating abandoned women and children.

50 Previous year figures

The previous year figures have been regrouped /rearranged wherever necessary to conform to the current year's presentation.



51 Ratios as per the Schedule III requirements

A. Current ratio = Current assets / Current liabilities.

Particulars	As at 31.03.2025	As at 31.03.2024
Current assets	1,196.59	1,043.58
Current Liabilities	793.24	685.27
Ratio (times)	1.51	1.52
% change from previous year	-0.66%	
Reason for change less than 25%: Not applicable		

B. Net Debt-Equity Ratio = Net debt / total equity

Particulars	As at 31.03.2025	As at 31.03.2024
Net Debt (refer note (i) below)	33.06	47.18
Equity	667.06	601.21
Ratio (times)	0.05	0.08
% change from previous year	-37.50%	
Note		
(i) Net debt = Long term borrowings + Short term borrowings - Cash and cash equivalents		
Reason for change more than 25%: Reflects reduction in borrowings		

C. Debt service coverage ratio = Earnings available for debt service / Interest expense and principal repayment of long term loan made during the year.

Particulars	As at / For the Year ended 31-03-2025	As at / For the Year ended 31-03-2024
Earnings available for debt services (refer note (i) below)	149.35	134.04
Interest + Principal Repayments of long term loans made during the period excluding prepayment	52.50	39.26
Ratio (times)	2.84	3.41
% change from previous year	-16.72%	
Note		
(i) Earnings available for debt service = Earnings before interest, tax, exceptional items, depreciation and amortisation		
Reason for change more than 25%: Not applicable		

D. Return on equity ratio = Net profit after tax / average equity

Particulars	As at / For the Year ended 31-03-2025	As at / For the Year ended 31-03-2024
Net profit after tax	73.02	69.86
Average shareholders equity (refer note (i) below)	634.14	529.63
Ratios (percentage)	11.51%	13.19%
% change from previous year	-12.74%	
Note		
(i) Average shareholders equity = (Total equity as at beginning of respective year + total equity as at end of respective year) divided by 2		
Reason for change more than 25%: Not applicable		

E. Inventory turnover ratio = Cost of goods sold / average inventory

Particulars	As at / For the Year ended 31-03-2025	As at / For the Year ended 31-03-2024
Cost of goods sold (refer note (i) below)	5,003.05	4,634.69
Average inventory (refer note (ii) below)	363.73	339.04
Ratio (times)	13.75	13.67
% change from previous year	0.59%	
Note		
(i) Cost of goods sold of respective year = Cost materials consumed + purchases + Changes in inventory		
(ii) Average inventory = (Total inventory - Goods in transit as at beginning of respective year) + (total inventory - Goods in transit as at end of respective year) divided by 2		
Reason for change more than 25%: Not Applicable		



F.Trade receivables turnover ratio = Sales / Average trade receivables

Particulars	As at / For the Year ended 31-03-2025	As at / For the Year ended 31-03-2024
Turnover (refer note (i) below)	6,215.51	5,738.02
Average trade receivables (refer note (ii) below)	704.21	569.53
Ratio (times)	8.83	10.08
% change from previous year	-12.40%	

Note

(i) Turnover = Revenue from operations (including GST)

(ii) Average trade receivables = (Total trade receivables as at beginning of respective year + total trade receivables as at end of respective year) divided by 2

Reason for change more than 25%: Not Applicable

G.Trade payables turnover ratio = Purchases / Average trade payables

Particulars	As at / For the Year ended 31-03-2025	As at / For the Year ended 31-03-2024
Purchases (Including GST)	5,945.29	5,486.14
Average trade payables (refer note (i) below)	647.86	546.98
Ratio (times)	9.18	10.03
% change from previous year	-8.47%	

Note

(i) Average trade payables = (Total Trade Payables as at beginning of respective year + Total Trade Payables as at end of respective year) divided by 2

Reason for change more than 25%: Not applicable

H.Net capital turnover ratio = Revenue from operations / Working capital

Particulars	As at / For the Year ended 31-03-2025	As at / For the Year ended 31-03-2024
Revenue from operations	5,267.38	4,862.73
Working capital (Refer Note (i) below)	403.35	358.31
Ratios (times)	13.06	13.57
% change from previous year	-3.76%	

Note

(i) Working capital = Current assets - Current liabilities

Reason for change more than 25%: Not applicable

I.Net profit ratio = Net profit after tax / Revenue from operations

Particulars	For the Year ended 31-03-2025	For the Year ended 31-03-2024
Net profit after tax	73.02	69.86
Revenue from operations	5,267.38	4,862.73
Ratios (percentage)	1.39%	1.44%
% change from previous year	-3.47%	

Reason for change more than 25%: Not applicable

J.Return on Capital employed = Earnings before interest and taxes (EBIT) / Average Capital employed

Particulars	As at / For the Year ended 31-03-2025	As at / For the Year ended 31-03-2024
EBIT (refer note (i) below)	139.38	124.58
Average Capital employed (refer note (ii) & (iii) below)	674.26	605.57
Ratios (percentage)	20.67%	20.57%
% change from previous year	0.49%	

Note

(i) EBIT = Profit before taxes + finance cost

(ii) Capital employed = Total equity + Long term borrowings + Short term borrowings - Cash and cash equivalents

(iii) Average Capital employed = (Capital Employed at beginning of respective year + Capital Employed at end of respective year) divided by 2

Reason for change more than 25%: Not applicable

K.Return on investment = Income generated from investments / average investments

This is not applicable as the investments are made only in the subsidiaries. Benchmarking the return on annual basis will not reflect yield from such investments.



Shankara Building Products Limited
Notes to the Standalone Financial Statements

(Rupees in Crores)

- 52 No proceedings have been initiated or pending against the Company for holding Benami property under the Benami Transactions (Prohibition) Act, 1988 (45 of 1988) and the Rules made there under
- 53 The Company has not advanced or loaned or invested funds to any other person(s) or entity(ies), including foreign entities (Intermediaries) with the understanding that the Intermediary shall:
 (a) directly or indirectly lend or invest in other persons or entities identified in any manner whatsoever by or on behalf of the company (ultimate beneficiaries) or
 (b) provide any guarantee, security or the like to or on behalf of the ultimate beneficiary
- 54 The Company has not received any fund from any person(s) or entity(ies), including foreign entities (Funding Party) with the understanding (whether recorded in writing or otherwise) that the Company shall:
 (a) directly or indirectly lend or invest in other persons or entities identified in any manner whatsoever by or on behalf of the Funding Party (Ultimate Beneficiaries) or
 (b) provide any guarantee, security or the like on behalf of the Ultimate Beneficiaries
- 55 The Company has not operated in any crypto currency or Virtual Currency transactions
- 56 Balances outstanding with nature of transactions with struck off companies as per section 248 of the Companies Act , 2013 :

Name of the Struck off Company	Nature of transactions with struck off company	Balance outstanding as at 31-03-2025	Relationship with struck off companies , if any to be disclosed
Sunbio Organics India Pvt.Ltd.	Trade Receivables	0.20	Third party customer
Arpann Megacorp International Private Limited	Trade Receivables	0.20	Third party customer
Yesh Trading Company	Trade Receivables	0.36	Third party customer

To the extent information is available with the company the details of struck off companies , as per the master data base in Ministry of Corporate Affairs (MCA) Portal is provided.

- 57 During the year the Company has not disclosed or surrendered, any income other than the income recognised in the books of accounts in the tax assessments under Income Tax Act, 1961.
- 58 The Company has complied with the number of layers prescribed under clause (87) of Section 2 of the Companies Act, 2013 read with Companies (Restriction on number of Layers) Rules, 2017.
- 59 The Board of Directors of the Company at their meeting held on 18th December, 2023 approved a Scheme of Arrangement under section 230-232 and read with other applicable provisions of the Companies Act, 2013 for demerger of the Demerged Undertaking ("Trading Business") of Shankara Building Products Limited ("Demerged Company") into Shankara Buildpro Limited ("Resulting Company") which is a wholly owned subsidiary of the Demerged Company and their respective shareholders and creditors ("Scheme").

The Scheme inter-alia provides for

- (i) Demerger, transfer and vesting of Trading Business from the Demerged Company into the Resulting company on a going concern basis.
- (ii) Reduction and cancellation of equity share capital of the Resulting company held by the Demerged Company.
- (iii) Issuance and allotment of Equity Shares by the Resulting Company to all the shareholders of the Demerged Company as per the Share Entitlement Ratio i.e., for every 1 (one) fully paid equity share of face value of INR 10/- (Indian Rupees Ten only) each, held in the Demerged Company as on the Record Date (as defined in the Scheme), the equity shareholders of the Demerged Company shall be issued 1 (One) fully paid equity share of face value of INR 10/- (Indian Rupees Ten Only) each in the Resulting Company, in consideration of transfer of Demerged Undertaking.

After the sanction of the Scheme by the National Company Law Tribunal, Bengaluru having jurisdiction over the Companies (NCLT) and upon the fulfilment of conditions as prescribed in clause 18 of the Scheme, the Scheme shall become effective from the Effective Date as defined in the Scheme.



Shankara Building Products Limited
Notes to the Standalone Financial Statements

(Rupees in Crores)

The Appointed date is 01.04.2024 as per the Scheme which is approved by the Board of Directors in the Board Meeting held on 18th December 2023.

The Scheme of arrangement has been approved by BSE Limited, National Stock Exchange of India Limited vide their observation letter dated 1st July 2024 and 6th July 2024 respectively.

The Company filed an online application with the National Company Law Tribunal (NCLT) on August 17, 2024. Additionally, physical documents, including the Company application (NCLT-1), were submitted to the NCLT Bangalore bench on August 19, 2024.

Pursuant to the application filed with the Hon'ble National Company Law Tribunal, Bengaluru (NCLT) on August 17, 2024, the NCLT has passed an order dated 18th December, 2024 (the "Order"), directing inter alia, that a meeting be convened and held of the equity shareholders of Shankara Building Products Limited, Bengaluru (herein after mentioned as the "Company" or "Applicant Company No.1/Demerged Company"), for the purpose of considering the scheme of arrangement proposed to be made amongst Shankara Building Products Limited, Bengaluru (Applicant Company No.1/Demerged Company) and Shankara Buildpro Limited, Bengaluru (Applicant Company No.2/Resulting Company) and their respective shareholders & creditors.

In pursuance of the directions of the Hon'ble Tribunal, the meeting of the Equity Shareholders of the Demerged Company was duly convened on February 12, 2025 at 11:00 A.M. at the registered office of the Demerged Company, and the approval of the shareholders was obtained for the proposed Scheme of Arrangement. Thereafter, in accordance with the said order, the second motion petition was filed before the Hon'ble Tribunal. The petition has been admitted and listed for hearing on 26th May 2025.

The Scheme is yet to be approved by the National Company Law Tribunal, Bengaluru (NCLT) and accordingly it has no impact on the financial statements.

The Board is of the view that provisions of Ind AS 105- "Non-Current Assets Held for Sale and Discontinued Operations" are not applicable as there is no sale by the Demerged Company. Further there is no inflow of cash as consideration for sale into the Demerged Company.

- 60 The company has not granted loans or advances in the nature of loans to any Promoters, Directors, KMPs which are repayable on demand or without specifying any terms or period of repayments but has granted advances in the nature of loans to its related parties i.e. four wholly owned subsidiaries which are repayable on demand. Refer Note No. 9(a)

Type of borrower	Amount of advance in the nature of loans outstanding	Percentage of the total loans and advances in the nature of loans
Related parties	0.04	100.00%

61 Events occurring after the Balance Sheet date

The Board has recommended a final dividend of Rs.3/-(Rupees Three only) per equity share (face value of Rs. 10/- each) for the financial year ended 31-03-2025 aggregating to Rs.7.27 crores subject to the approval of shareholders in the ensuing Annual General Meeting.

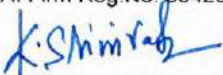
- 62 The financial statements has been approved by the Board of directors at their meeting held on 16th May, 2025.

As per our report attached of even date

For SUNDARAM & SRINIVASAN

Chartered Accountants

ICAI Firm Reg.No: 004207S




Srinivasan K

Partner

Membership No: 209120

For and on behalf of the Board of Directors



Sukumar Srinivas

Managing Director

DIN: 01668064


Alex Varghese

Chief Financial Officer

Place: Bengaluru

Date: May 16, 2025



C. Ravikumar

Whole-time Director

DIN: 01247347



Eereena Vikram

Company Secretary

Membership No:

33459

Place: Bengaluru

Date: May 16, 2025



