

May 27, 2019

<p>1. National Stock Exchange of India Ltd. Exchange Plaza, 5th Floor Plot No. C/1, G Block; Bandra (East) Mumbai 400 051</p> <p>NSE Scrip Code: RADIOCITY ISIN: INE919I01024</p>	<p>2. BSE Limited Corporate Relationship Department Phiroze Jeejeebhoy Towers Dalal Street; Fort Mumbai 400 001 BSE Scrip Code: 540366 ISIN: INE919I01024</p>
---	--

Dear Sirs,

Sub: Investor Presentation

Pursuant to Regulation 30 of SEBI (Listing Obligations and Disclosure Requirements) Regulations, 2015, we are enclosing herewith a copy of Investor Presentation on financial results of the Company for quarter and year ended March 31, 2019 along with acquisition details.

The aforesaid Investor Presentation will also be uploaded on the website of the Company i.e. www.radiocity.in

Kindly take the above on record and oblige.

Yours faithfully

For Music Broadcast Limited



Chirag Bagadia

Company Secretary and Compliance Officer

Encl: a/a



Music Broadcast Limited

Investor Presentation

RAG RAG MEIN
DAUDE CITY.



May 2019





This presentation and the accompanying slides (the “Presentation”), which have been prepared by **Music Broadcast Limited** (the “Company”), have been prepared solely for information purposes and do not constitute any offer, recommendation or invitation to purchase or subscribe for any securities, and shall not form the basis or be relied on in connection with any contract or binding commitment what so ever. No offering of securities of the Company will be made except by means of a statutory offering document containing detailed information about the Company.

This Presentation has been prepared by the Company based on information and data which the Company considers reliable, but the Company makes no representation or warranty, express or implied, whatsoever, and no reliance shall be placed on, the truth, accuracy, completeness, fairness and reasonableness of the contents of this Presentation. This Presentation may not be all inclusive and may not contain all of the information that you may consider material. Any liability in respect of the contents of, or any omission from, this Presentation is expressly excluded.

Certain matters discussed in this Presentation may contain statements regarding the Company’s market opportunity and business prospects that are individually and collectively forward-looking statements. Such forward-looking statements are not guarantees of future performance and are subject to known and unknown risks, uncertainties and assumptions that are difficult to predict. These risks and uncertainties include, but are not limited to, the performance of the Indian economy and of the economies of various international markets, the performance of the industry in India and world-wide, competition, the company’s ability to successfully implement its strategy, the Company’s future levels of growth and expansion, technological implementation, changes and advancements, changes in revenue, income or cash flows, the Company’s market preferences and its exposure to market risks, as well as other risks. The Company’s actual results, levels of activity, performance or achievements could differ materially and adversely from results expressed in or implied by this Presentation. The Company assumes no obligation to update any forward-looking information contained in this Presentation. Any forward-looking statements and projections made by third parties included in this Presentation are not adopted by the Company and the Company is not responsible for such third party statements and projections.

Financial & Operational Highlights

**RAG RAG MEIN
DAUDE CITY.**



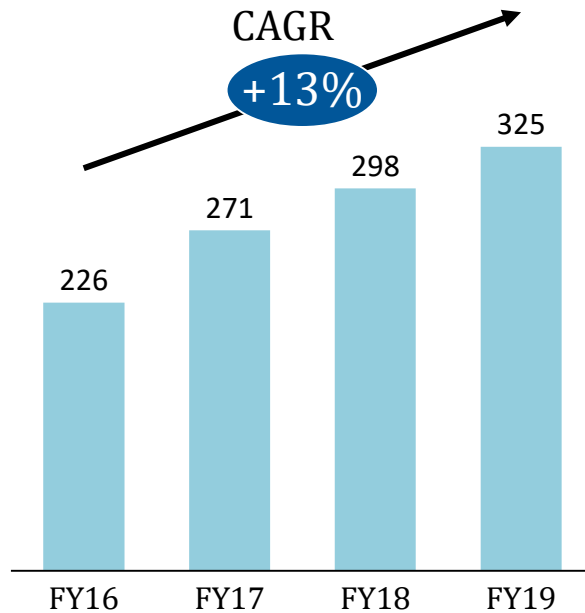
Delivering Results as Promised; ahead of expectations!

RAG RAG MEIN
DAUDE CITY.

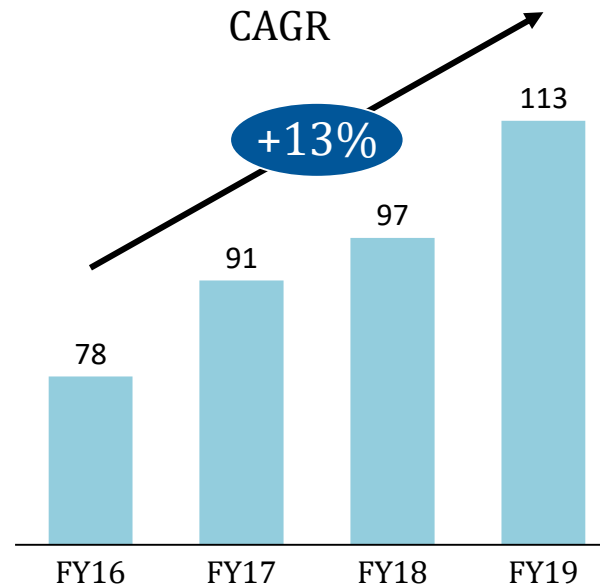


In Rs. Crs

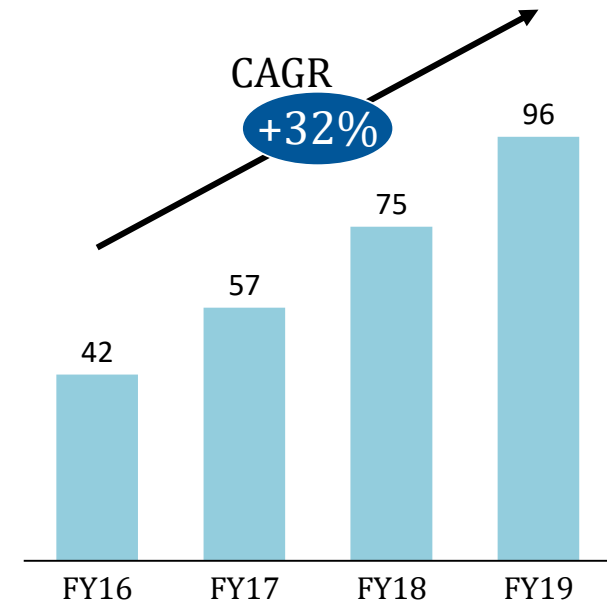
Revenue



EBITDA



PBT



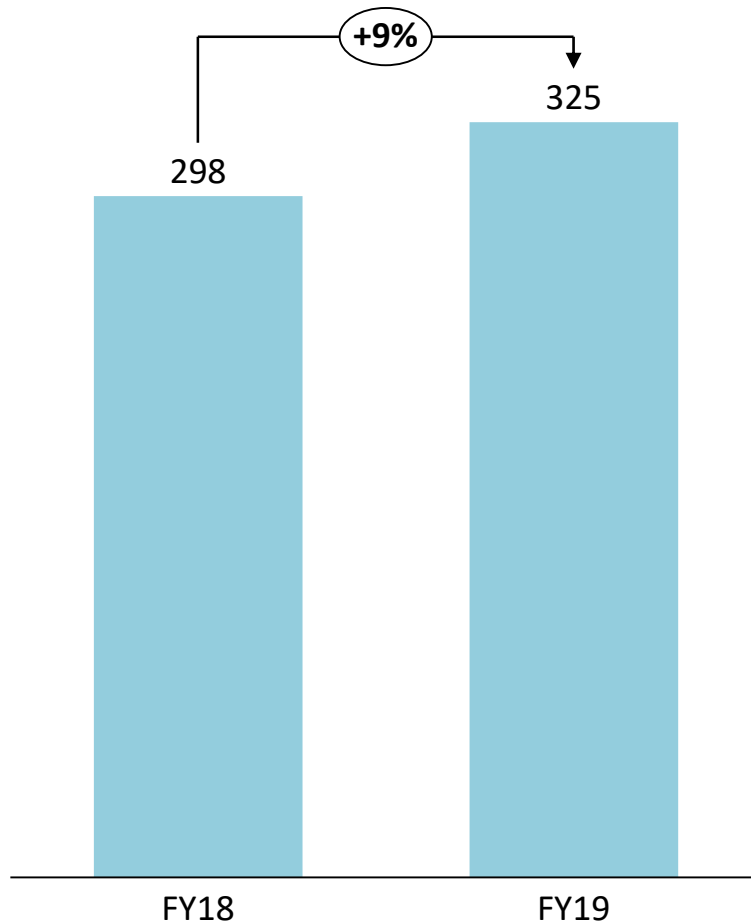
GROWING AT DOUBLE DIGIT CAGR

1. CONSISTENT Revenue Growth

RAG RAG MEIN
DAUDE CITY.



In Rs. Crs



FY19 Highlights :

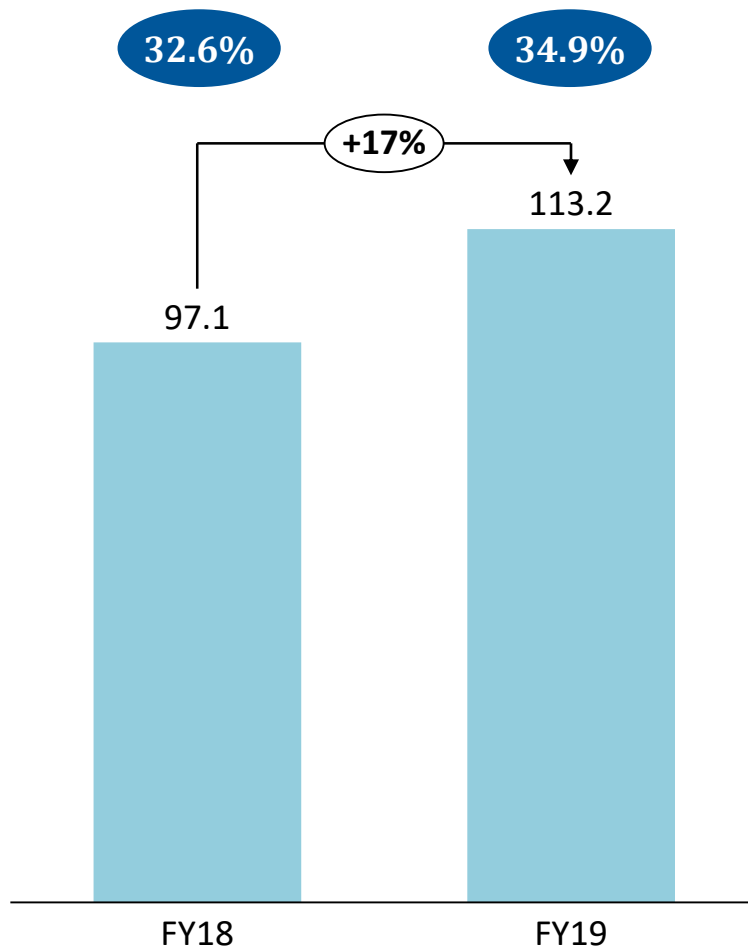
- Continues to grow more than the industry with 9% revenue growth
- Revenue Contribution from Phase III markets continues to grow disproportionately with improving utilizations
- Legacy Markets grew through a mix of yield improvement & inventory optimization
- Implemented 8% Rate hike across all 12 core markets

2. Continuing OUTPERFORMANCE in Operating Profits

RAG RAG MEIN
DAUDE CITY.

FM ROLE TOH
Radio City
A JAGRAN INITIATIVE

In Rs. Crs



FY19 Highlights :

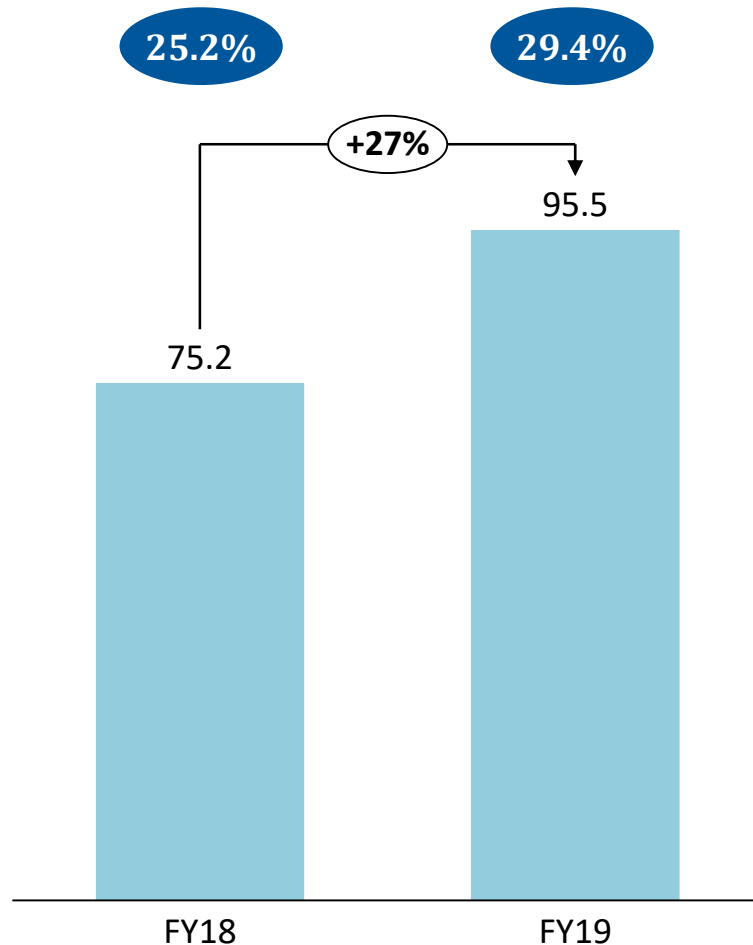
- Best in class margins in the industry
- Highest ever EBITDA and EBITDA margin on an annual basis
- Matured stations currently at ~45% operating margins
- Improving Yield and utilization on back of fixed cost business model translating into operating leverage

3. PBT Showing 3X Revenue Growth

RAG RAG MEIN
DAUDE CITY.



In Rs. Crs



FY19 Highlights

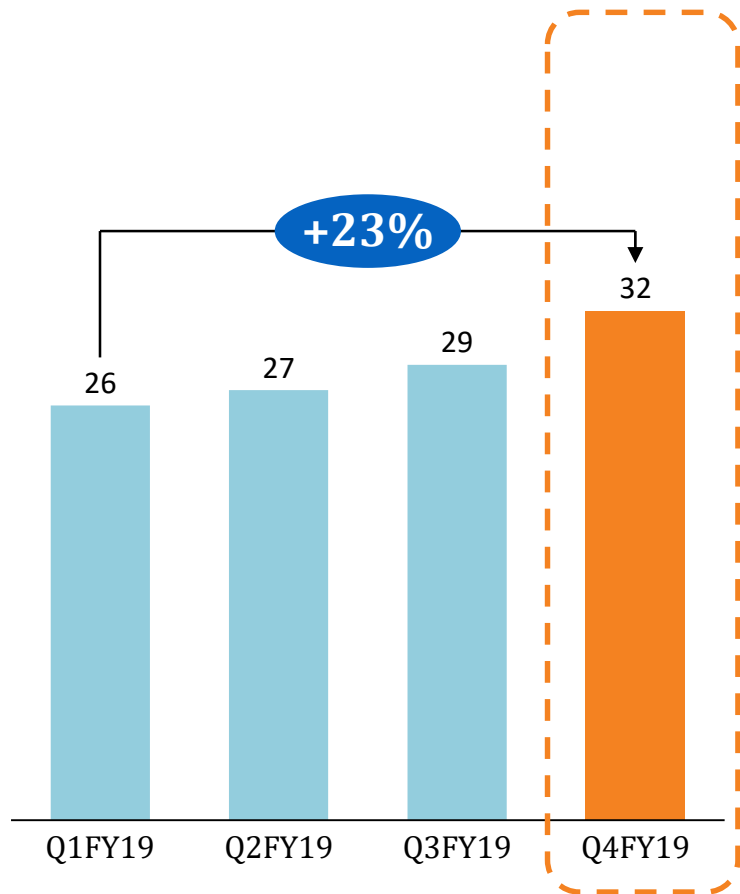
- PBT growth at 27% i.e. 3X the revenue growth
- ~420 basis point improvement in PBT Margins
- Efficient reach expansion & optimum capital allocation towards Phase III stations

FY19 - Growth Trajectory Throughout the Year!

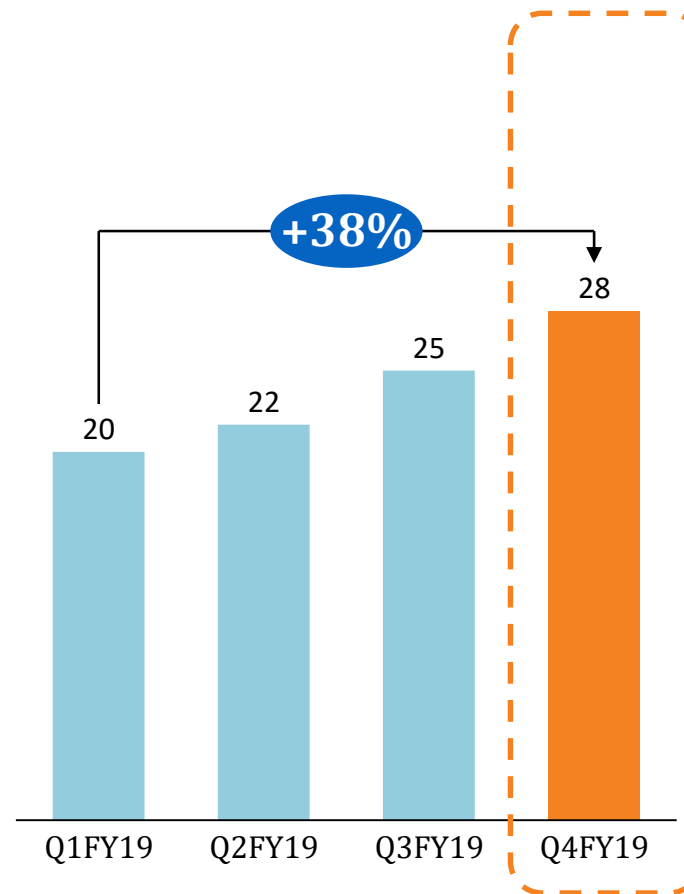
RAG RAG MEIN
DAUDE CITY.



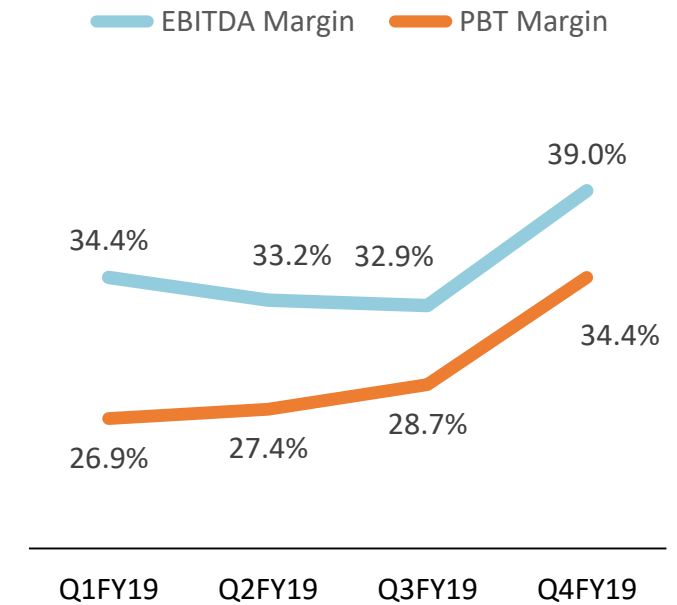
EBITDA



PBT



Margin Profile



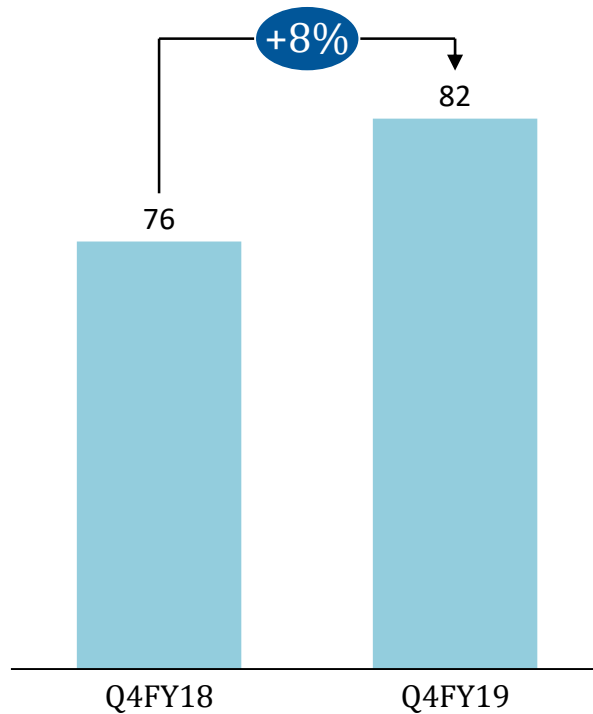
Q4 FY19 - Strong Performance with Record MARGINS

RAG RAG MEIN
DAUDE CITY.

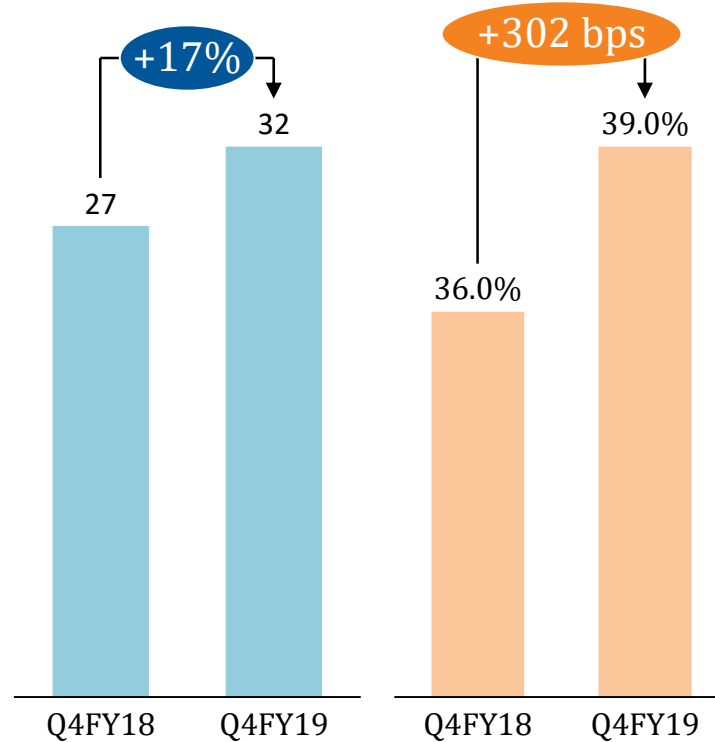


In Rs. Crs

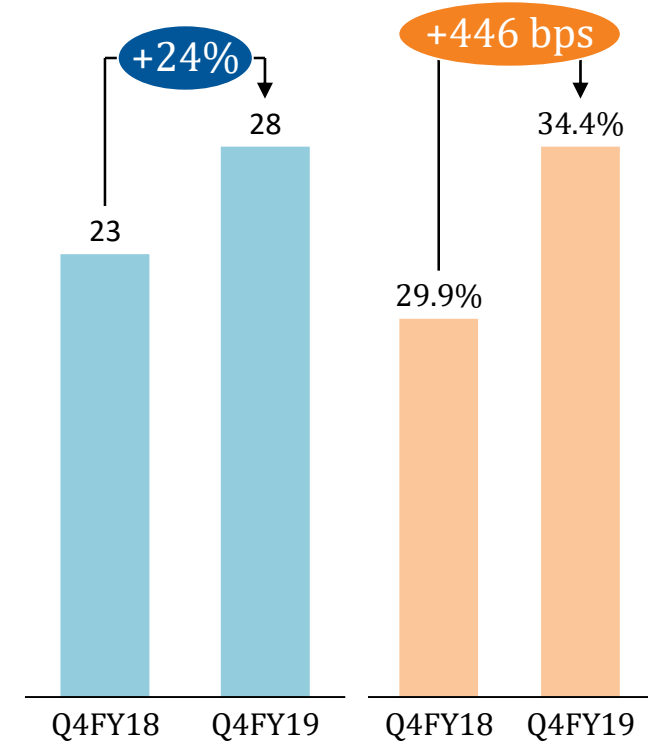
Revenue



EBITDA & Margins



PBT & Margins



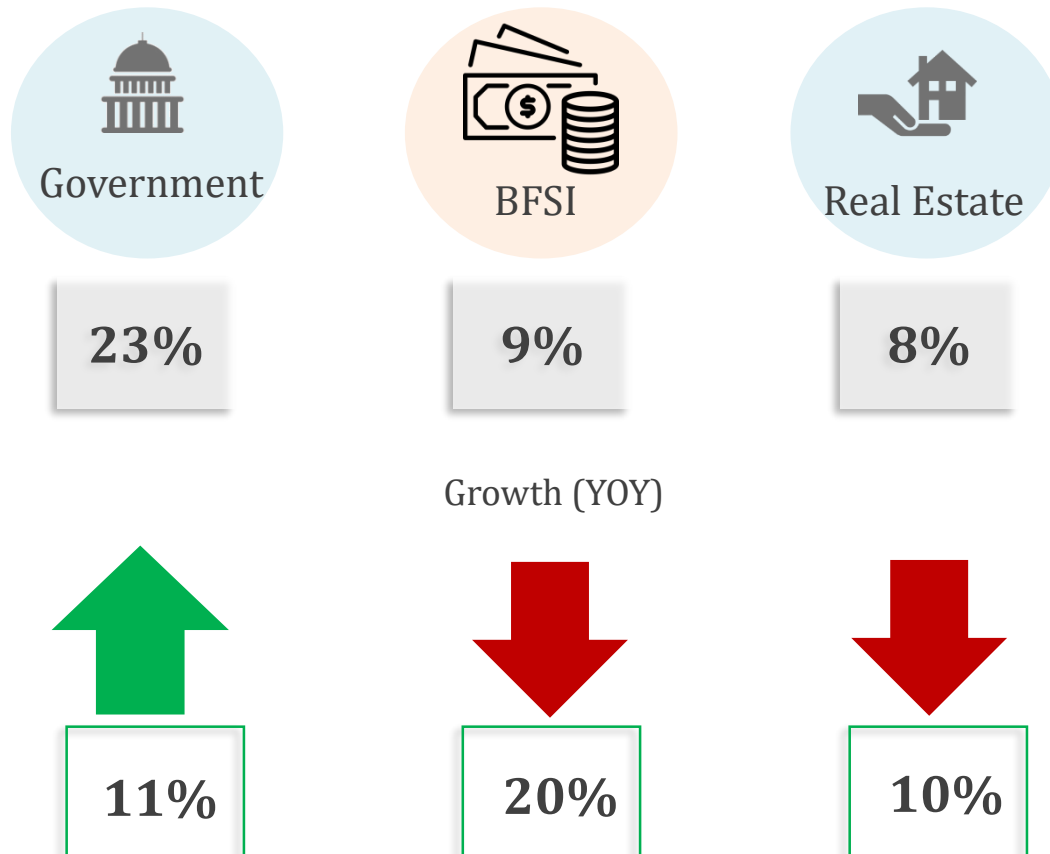
SUSTAINABLE Operating performance in spite of macro economic headwinds

Category Trends

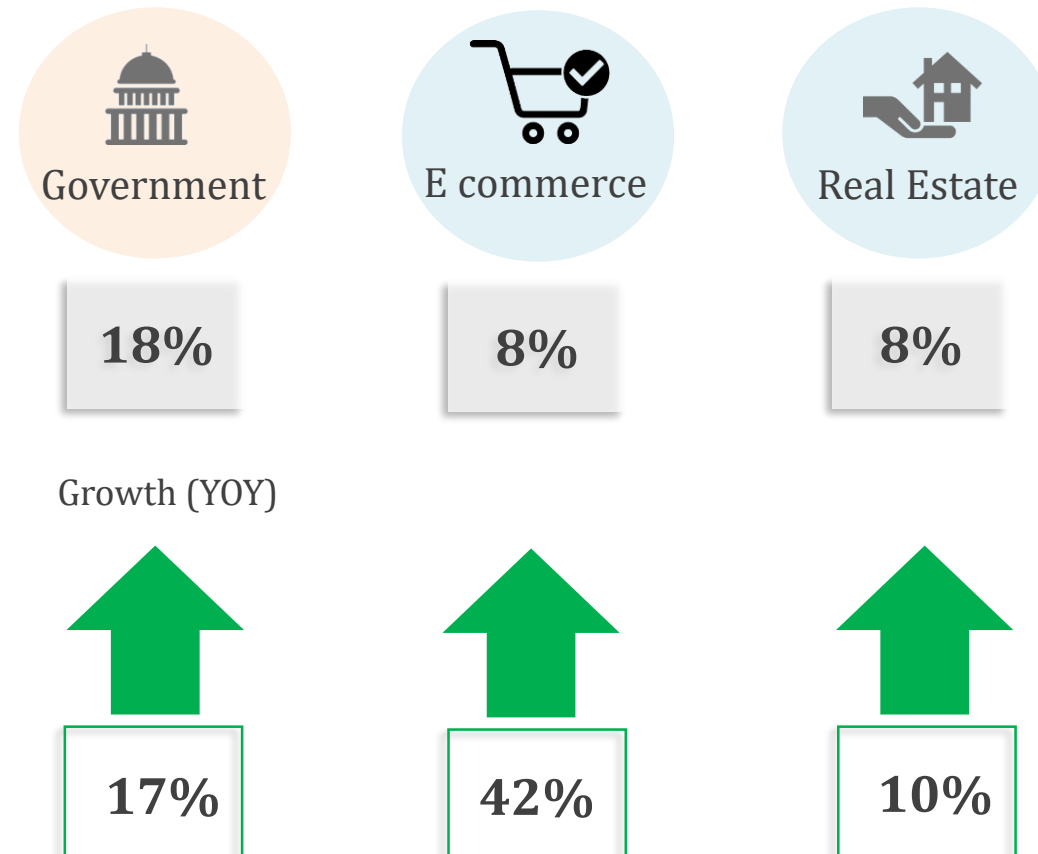
RAG RAG MEIN
DAUDE CITY.

FM ROLE TOH
Radio City
A JAGRAN INITIATIVE

Q4 FY19 Industry Volume breakup:



FY19 Industry Volume breakup:



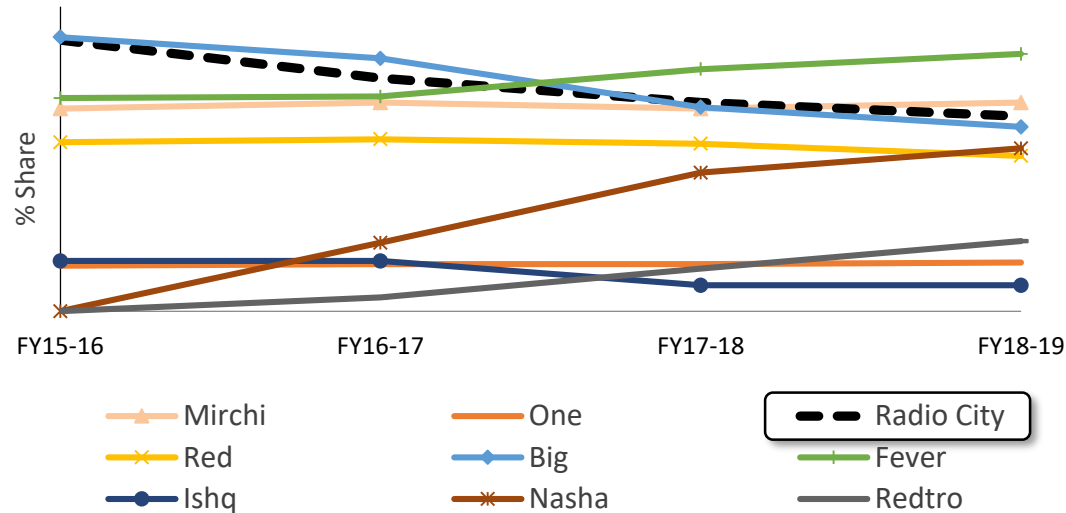
Listenership trends in Mumbai and Bengaluru

RAG RAG MEIN
DAUDE CITY.

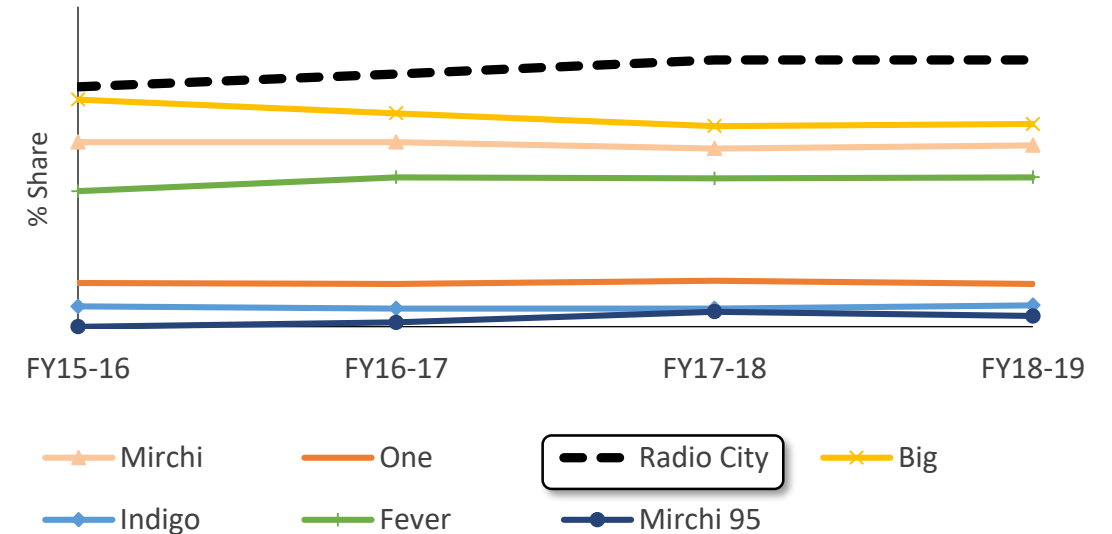
FM ROLE TOH
Radio City
A JAGAN INITIATIVE

Listenership Market Share Data

Mumbai



Bengaluru



Average of FY16 - YTD	Single Frequency	Multiple Frequency
Market Share	12.0%	4.8%

Average of FY16 - YTD	Single Frequency	Multiple Frequency
Market Share	12.3%	1.2%

Profit and Loss

RAG RAG MEIN
DAUDE CITY.



In Rs. Crs	Q4FY19	Q4FY18	YoY	Q3FY19	QoQ	FY19	FY18	YoY
Revenue	81.9	75.9	8%	87.0	-6%	324.7	298.3	9%
Licenses Fees	5.0	5.3		5.5		21.4	21.3	
Employee Expenses	16.3	17.1		16.7		69.0	68.9	
Other Expenses	28.6	26.2		36.2		121.2	111.0	
EBITDA	32.0	27.4	17%	28.6	12%	113.2	97.1	17%
EBITDA Margin	39.0%	36.0%		32.9%		34.9%	32.6%	
Other Income	4.6	5.4		4.5		15.1	19.4	
Depreciation/Amortization	6.9	6.7		6.8		27.1	26.3	
EBIT	29.7	26.1	14%	26.3	13%	101.2	90.2	12%
EBIT Margin	36.2%	34.4%		30.2%		31.2%	30.2%	
Finance costs	1.5	3.4		1.4		5.6	15.0	
PBT	28.2	22.7	24%	24.9	13%	95.5	75.2	27%
Tax	9.8	6.5		8.5		33.9	23.5	
PAT	18.4	16.3	13%	16.4	12%	61.6	51.7	19%
PAT Margin	22.4%	21.4%		18.8%		19.0%	17.3%	
Other Comprehensive Income	0.0	0.7		0.0		0.0	0.0	
Total Comprehensive Income	18.3	17.0	8%	16.4	12%	61.6	51.7	19%

Balance Sheet

RAG RAG MEIN
DAUDE CITY.



Assets (In Rs. Crs)	Mar-19	Mar-18	Liabilities (In Rs. Crs)	Mar-19	Mar-18
Total Non Current Assets	334.3	490.1	Shareholders Fund	603.3	599.9
Fixed Assets	310.0	296.9	Share Capital	55.3	57.1
Tangible Assets	74.9	41.2	Other Equity	548.0	542.8
Intangible Assets	235.1	255.7	Total Non Current Liabilities	19.8	53.5
Intangible Assets Under Development	0.0	0.0	Long Term Borrowings	15.6	49.9
Financial Assets			Long Term Provisions	4.2	3.6
Investments	1.4	155.9	Total Current Liabilities	107.3	45.2
Other Financial Asset	11.6	10.8	Short Term Borrowings		
Deferred Tax Asset(Net)	4.6	18.2	Trade Payables	24.7	22.3
Other Non Current Assets	5.1	6.7	Other Financial Liabilities	69.4	11.7
Non Current Tax Assets	1.7	1.7	Short Term Provisions	0.7	0.7
Total Current Assets	396.2	208.5	Other Current Liabilities	10.5	10.5
Current Investments	170.3	-	Current tax liabilities (net)	2.1	0.0
Trade Receivables	125.4	110.4	TOTAL EQUITY & LIABILITIES	730.5	698.6
Cash & Cash Equivalents	14.8	13.1			
Bank Balances	63.9	63.0			
Other Financial Assets	3.9	3.6			
Other Current Assets	17.8	18.2			
TOTAL ASSETS	730.5	698.6			



Update on Acquisition of Friends FM 91.9

- Terminates Business Transfer Agreement dated 24 April 2019 with Ananda Offset Private Limited (Friends FM 91.9) on account of uncertainty of receipt of regulatory approval from MIB
- Original Sales Alliance with Friends FM 91.9 continues for Kolkata market



Ranked 6th by Great Place to Work® among Best Large Workplaces in Asia, 2019

- Ranked #6 on this year's Best Workplaces in Asia, 2019 study
- The study measured almost 1,200 eligible organizations that successfully created high-trust and high-performing cultures in the Asia Pacific and Middle East regions
- More than 1.6 million employees participated in the survey studies in 8 Asia-region countries where Great Place to Work is represented

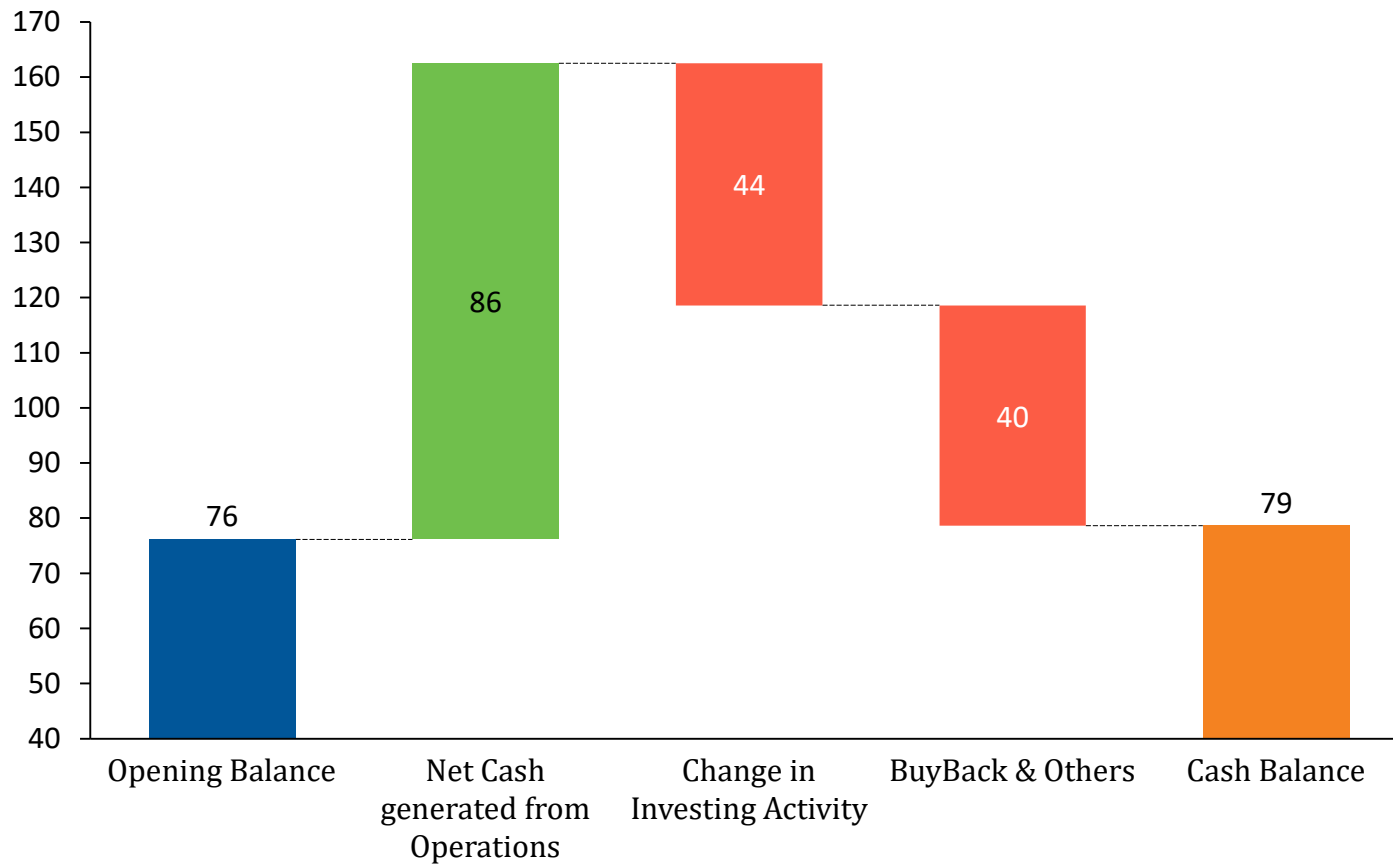
Creating Value for FUTURE GROWTH

RAG RAG MEIN
DAUDE CITY.



Period (For the year 2018-2019)

In Rs. Crs



~Rs. 250 Cr
of Cash, Cash Equivalents
& Investments
(as on March 2019)

Acquisition Details

RAG RAG MEIN
DAUDE CITY.





Acquisition of BIG FM

RAG RAG MEIN
DAUDE CITY.



Target Company

Reliance Broadcast Network Limited

Key Assets

Acquisition of 58 Pan-India Radio Stations; **40 Stations** to be Retained, 18 Stations may have to be surrendered by RBNL under law

Valuation

Enterprise Value* : Rs. 1,050 Crore, **Equity Value*** : Rs. 350 Crore

Transaction Structure

- All Cash Deal
- Primary investment of **Rs. 202 Crore** for 24% stake by way of preferential allotment post signing
- On receipt of regulatory approvals investment of **Rs. 348 Crore** for remaining promoter stake by Q1 FY 21

Financials[^]

FY19 : Revenue : Rs. 256 Crore | **EBITDA** : Rs. 85 Crore

Advisors

Legal Advisor : Khaitan & Co.

Financial & Tax Due-Diligence : PricewaterhouseCoopers

Investment Banker : EY India

Financial Advisor : ICICI Securities Limited

* Subject to entering into definitive binding agreements

[^]Carved out un-audited financials for 40 stations to be retained.

Transaction Rationale

RAG RAG MEIN
DAUDE CITY.



India's No.1 Radio Network

- **Combined 79 Stations largest in the country, FM Foot Print of ~82%**
- Market Leadership across all key markets in terms of listenership & advertising

BIG FM – Popular Brand

- Popular brand with **13 Years of presence**, offering in the Retro Music format, with target market of 45+ age group
- No cannibalisation with Radio City as the genre is different

New Markets

- **30 new markets to be added**, of which 10 markets were on MBL's desired list as they were of national significance, but were either not available or were exorbitantly priced

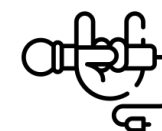
Synergies

- Helps to create a very powerful offering for advertisers to command premium pricing
- Multiple frequencies would also be able to run successfully without cannibalising
- Cost synergies that will help improve EPS

Cost Effectiveness

- Acquisition will be more cost effective than greenfield set-up
- Acquisition pay-out spread over the years

RadioCity



Adult Contemporary



25 – 45 Year

BigFM



Retro Music



45+ Year

Contact Us

RAG RAG MEIN
DAUDE CITY.



CIN: L64200MH1999PLC137729

Ms. Sangeetha Kabadi

Email : sangeethak@myradiocity.com

Mr. Jimmy Oza

Email: jimmyo@myradiocity.com

www.radiocity.in

SGA Strategic Growth Advisors

CIN: U74140MH2010PTC204285

Ms. Payal Dave

Email : payal.dave@sgapl.net

Mr. Jigar Kavaiya

Email : jigar.kavaiya@sgapl.net

www.sgapl.net