



# RPP Infra Projects Ltd

Date: 07.06.2025

To,

**Department of Corporate Services**  
Bombay Stock Exchange Limited  
25<sup>th</sup> Floor Phiroze Jee Jee Bhoy Towers  
Dalal Street Mumbai - 400 001.  
**Scrip Code:** 533284

**National Stock Exchange of India Ltd.**  
Exchange Plaza, 5<sup>th</sup> Floor, Plot No. - C/1, G  
Block, Bandra - Kurla Complex, Bandra (E),  
Mumbai - 400051  
**Symbol:** RPPINFRA

**Subject: Investor Presentation under Regulation 30 read with Para A of Part A of Schedule III of the SEBI (Listing Obligations and Disclosure Requirements) Regulations, 2015**

Dear Sir/Madam,

Dear Sir /Madam, Pursuant to Regulation 30 read with Para A of Part A of Schedule III of the Securities and Exchange Board of India (Listing Obligations and Disclosure Requirements), Regulations, 2015. Please find enclosed herewith the "Investor Presentation" for the 4<sup>th</sup> Quarter and year ended March, 2025 of the Company.

This is for your information and record.

Thanking you

Yours Faithfully

For **R.P.P INFRA PROJECTS LIMITED**

**ARULSUNDARAM NITHYA**  
**WHOLE TIME DIRECTOR/CFO**  
**DIN: 00125357**



# R.P.P Infra Projects Limited

Presenting

A Summary of Financial performance and Financial position

For the Period ended March 31, 2025

# Agenda

- Introduction to the Board of Directors
- Introduction to the Company
- Vision and Mission of the Company
- Order Book overview
- Financial highlights
- Operational Overview
- Independent Auditor's Limited Review report
- Internal Auditors Report for the Q2, Q3 and Q4





## BOARD OF DIRECTORS

# Introduction to Board of Directors

### Executive Board Members:

Mr. Arulsundaram – Managing Director  
Mrs. Nithya Arulsundaram – WT Director / CFO  
Mr. Venkatachalam – Executive Director  
Mr. Anandavadivel – Executive Director

### Independent Directors:

Mr. Marappan Murugesan – Independent Director  
Mr. Ramasamy Thangavel – Independent Director  
Mr. Venkatesan Ellaiah Naidu – Independent Director  
Mr. Sundararajan – Independent Director  
Mr. Ramasamy Kalaimony – Independent Director



# Introduction to the Company

**R.P.P Infra Projects Limited** (“R.P.P Infra”) was converted into a Private limited company in 1995, and later it was converted into a public limited company and got listed at BSE and NSE in 2010.

RPP Infra is a rapidly growing integrated **EPC Company** with a well diversified portfolio across various sectors. Our primary focus is on three major segments: Infrastructure Development, Residential and Commercial Buildings, and Water Management. These areas are key to driving India's infrastructure growth.

R.P.P Infra now lead by **Mr. Arulsundaram**, Chairman and Managing director and **Mrs. A Nithya**, Whole-time Director and CFO, along with our two new executive directors on board **Mr. Venkatachalam** and **Mr. Ananda Vadivel**.





# Vision of the Company

To become one of the global leaders in the field of construction and infrastructure industry by consistently advancing and setting international standards.

# Mission of the Company

We aim to achieve this by **adopting the latest technologies, innovative ideas, and systems**, while fostering a quality-minded workforce committed to exceeding client expectations.





# Order book overview

We are pleased to announce that, we have been awarded total of 19 new projects worth **₹1878.04 crores** in India during the period up to March 2025.

We have also been awarded a Residential Complex project named “**Legend 96**” in Sri Lanka worth of **₹764 crores** (approx.) for which we have received approval from the Srilankan Board of Investments and we have submitted funding proposal to Bank of Ceylone and Commercial bank for in-principal approval.

We are also actively monitoring and participating in more construction projects and we currently have **₹543.21 crores** worth of projects under L1 and are expecting more positive outcome in the upcoming financial year.

Our current order book as on date consists of **47 projects** with outstanding value of **₹2762.89 crores** worth of work remaining to be executed as on date.

As we progress, these remaining projects, along with the anticipated new contracts, will significantly contribute to our growth trajectory for the current and upcoming financial years.

## Buildings



## Infrastructure



## Water Management





# Order book overview

Details of projects awarded in India during the year 24-25 are given below:

Project Type	Awarded value (INR)	Nos
Infrastructure	1278.53 crores	14
Buildings	463.03 crores	3
Water management	136.48 crores	2
Total	1878.04 crores	19

State wise breakup of projects awarded in FY 24-25:

Project Type	Awarded value (INR)	Nos
Maharashtra	601.23 crores	4
Tamil Nadu	537.33 crores	10
Uttar Pradesh	463.03 crores	3
Chhattisgarh	247.68 crores	1
Jharkhand	28.77 crores	1
Total	1878.04 crores	19

## Buildings



## Infrastructure



## Water Management



# Order book overview

Segment wise breakup of Order book on hand as on 31<sup>st</sup> March 2025:

Project Type	Awarded value (INR)	Nos
Infrastructure	1844.31 crores	26
Buildings	392.03 crores	6
Water management	526.55 crores	15
Total	2762.89 crores	47

State wise breakup of order book in hand as on 31<sup>st</sup> March 2025:

Project Type	Awarded value (INR)	Nos
Tamil Nadu	1203.76 crores	33
Uttar Pradesh	635.85 crores	5
Maharashtra	601.23 crores	4
Chhattisgarh	247.68 crores	1
Jharkhand	39.60 crores	2
Karnataka	34.76 crores	2
Total	2762.82	47

## Buildings



## Infrastructure



## Water Management





# Order book Overview contd...

With a robust order book of ₹2762.89 crores as on date, including the successful addition of ₹1,878.04 crores worth of projects during the current year, and the expected addition of ₹543.21 crores of projects which are under L1, we are confident in our progress of growth and expansion in the upcoming years.

Furthermore, we are actively training, recruiting, and developing highly skilled manpower to ensure the quality and timely delivery of our projects, while also effectively monitoring and controlling costs and profit margins.

## Buildings



## Infrastructure



## Water Management





# Quarterly Standalone Financial Highlights

Key Highlights (standalone)	Q4 24-25 (Current quarter)	Q3 24-25 (Previous quarter)	Variance with previous quarter	FY 23-24 (Previous year)	Q4 23-24 (previous year Q4)
Revenue	345.88	351.59	-5.71	1332.39	407.02
Operating cost	-301.15	-300.71	0.44	-1141.18	-356.23
Gross Profit	44.74	50.88	-6.14	191.21	50.79
Gross Margin (%)	12.93%	14.47%	-1.54%	14.35%	12.48%
EBDITA	15.16	31.59	-16.43	115.29	36.04
EBDITA (%)	4.38%	8.99%	-4.61%	8.65%	8.85%
PAT	12.56	18.13	-5.57	65.52	22.04
Net profit ratio	3.63%	5.16%	-1.53%	4.92%	5.41%

# Material Items Impacting Financial performance and Financial position during the year

- 1) Termination of CPCL project with project value Rs.254 crores but work executed only for Rs.41 Crores. Gross loss incurred was Rs.15 Crores.
- 2) Bad debts booked for NTECL arbitration case going on since 2014 of Rs.7.65 crores out of Rs.25.49 crores, site assets Rs.2.04 crores considered obsolete. NTPC BG Invoked amount Rs.1.79 crores written off.
- 3) Retention receivable of Rs.3.16 crores written off during the year.
- 4) Provision for onerous loss for BHEL and two other projects Rs.1.38 crores.
- 5) Balance of share warrant received of Rs.38.16 crores. Along with the money received during the previous year of Rs.12.72 crores, the warrants have been converted into additional Equity share capital of Rs.11.50 crores, with premium of Rs.39.38 crores.
- 6) Land parcels acquired in Kanchipuram for further development and sales for Rs.44.40 crores before 31<sup>st</sup> March and 44.13 crores on 2<sup>nd</sup> April 2025, out of share warrant money, accumulated and current year cash profit.

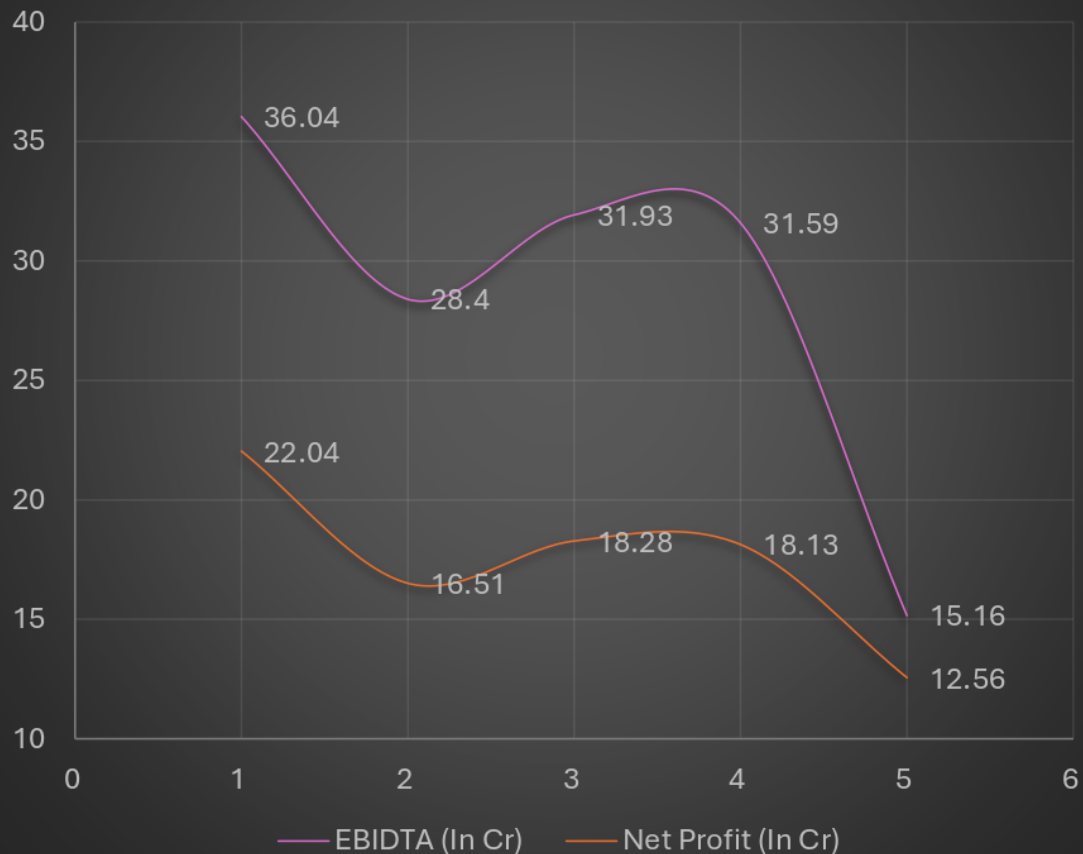
# Annual Standalone Financial Highlights

Key Highlights (standalone)	FY 24-25 (Current Year)	FY 23-24 (Previous year)	Variance with previous year
Revenue	1431.55	1332.39	99.16
Operating cost	-1228.22	-1141.18	-87.04
Gross Profit	203.33	191.21	12.12
Gross Margin (%)	14.20%	14.35%	-0.15%
EBDITA	107.08	115.29	-8.21
EBDITA (%)	7.48%	8.65%	-1.17%
PAT	64.57	65.52	-0.95
Net profit ratio	4.57%	4.92%	-0.35%
No of Shares	4,95,85,918	3,78,47,213	1,17,38,705
EPS	13.20	17.31	-4.11
Current Ratio	1.67 times	1.69 times	-0.02
Debt Equity Ratio	0.07 times	0.10 times	0.03

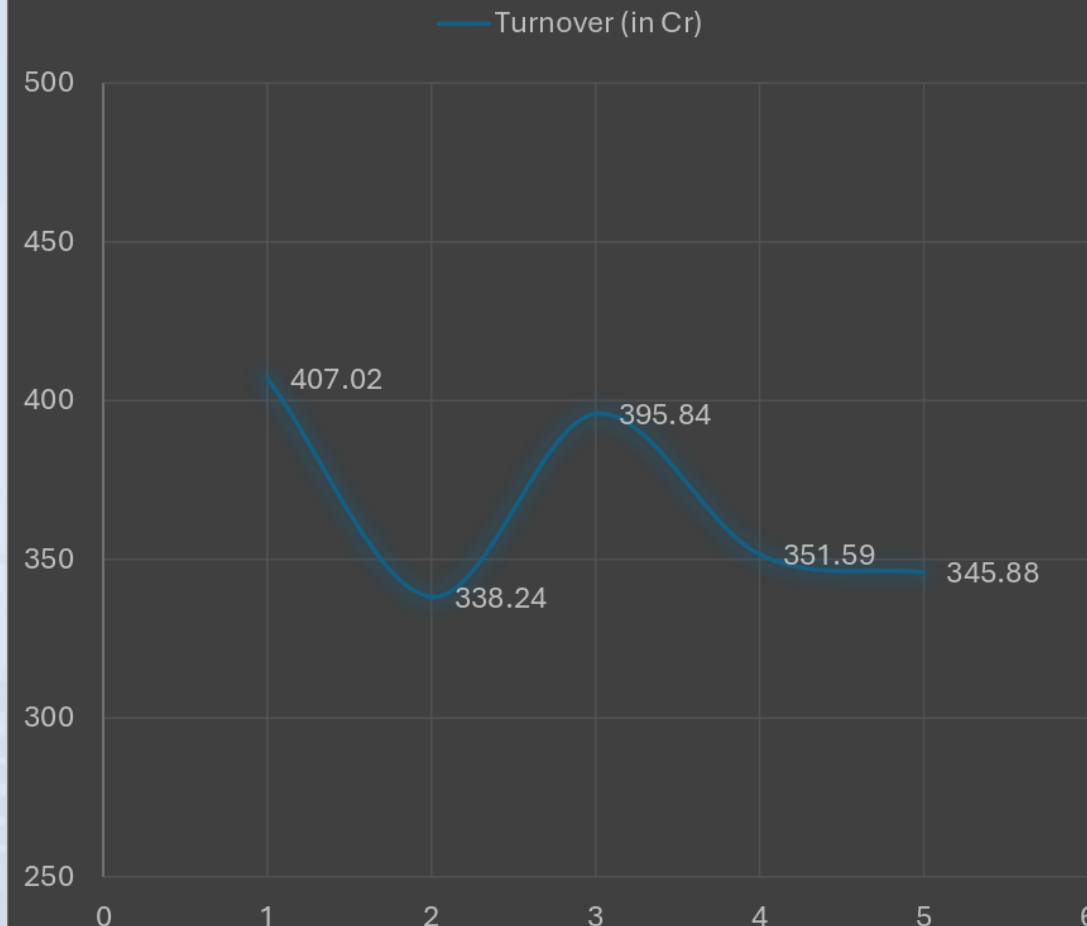


# Financial highlights continued..

## Quarterly Profit of Last 5 quarters



## Quarter Turnover of Last 5 quarters



# Statement of Financial position (Rs. In Crores)

Particulars	As at 31 <sup>st</sup> March 2025	As at 31 <sup>st</sup> March 2024	Increase / (Decrease)	Variance %	Reason
<b>Non-Current Assets</b>					
Property, Plant and Equipment	105.11	66.58	38.53	58%	Land purchase 44.4 cr
Financials Assets	108.89	90.86	18.03	20%	FD Increased 15 cr
Other Assets	54.76	1.23	53.53	100+%	Capital advance for land purchase 52 cr
<b>Total Non Current Assets</b>	<b>268.76</b>	<b>158.68</b>			
<b>Current Assets</b>					
Inventories	32.98	20.86	12.12	58%	Project Inventory increased 11 cr
Financial Assets	580.90	574.46	6.44	1%	
Other Assets	50.81	71.66	(20.85)	(38%)	1)IT refund received 12cr 2)Mob adv decreased 8cr
<b>Total Current Assets</b>	<b>664.69</b>	<b>667.07</b>			
<b>Total Assets</b>	<b>933.45</b>	<b>825.75</b>			

# Statement of Financial position (Rs. In Crores)


Particulars	As at 31 <sup>st</sup> March 2025	As at 31 <sup>st</sup> March 2024	Increase / (Decrease)	Variance %	Reason
Equity	521.13	417.49	103.64	25%	Share warrant money received Rs.38 cr, balance profit for the year
Non Current Liabilities					
Financial Liabilities	13.13	20.18	(7.05)	(35%)	Repayment of TL
Other Assets	0.92	3.41	(2.49)	(73%)	Due to change in DTL and Gratuity provision
Total Non Current Liabilities	14.05	23.59			
Current Liabilities					
Financial Liabilities	392.92	369.44	23.48	6%	
Other Assets	5.34	10.68	(5.34)	(50%)	Previous year net tax payable 7 cr. Current year 1.7cr.
Total Current Liabilities	398.27	384.67			
Total Liabilities	412.32	408.26			
Total Equity and Liabilities	933.45	825.75			



# Auditor's Limited Review report

Our Statutory Auditors **M/s. KRSG Associates**, Chartered Accountant, had reviewed the quarterly standalone and consolidated financial results of the Company along with the 12 Joint venture operations, included in the financial results of the company, in accordance with the standards of review engagement issued by ICAI.

The outcome of the review conducted does not have any negative or adverse remarks against the standalone and consolidated financial results of the company.




# Internal Audit Report

Our Internal Auditors **M/s. KPGS Associates**, Chartered Accountants, had conducted Internal audit of our Company for the period July 2024 and March 2025.

The major observations reported by the Internal Auditors involves improvements in our Internal control system in the following areas:

- 1) Inventory management
- 2) Purchase management
- 3) Cash management
- 4) Banking process and accounting
- 5) Purchase and expenditure accounting
- 6) TDS and GST Compliance

Based on their recommendations, the management had initiated a few changes to our internal control system. Also, we are in process of building a **new Standard Operating Procedure** to keep in line with the latest compliance requirements and quality standards.







# Thank You

---

We focus on Improving quality and providing value