



**STRING METAVERSE LTD.**

A Web3.0 Enterprise

**Date: 07-11-2025**

To  
BSE Limited,  
20th Floor, P.J. Towers,  
Dalal Street, Mumbai – 400 001.

Dear Sir/Madam,

**Sub: Investor Presentation.**

**Ref. String Metaverse Limited (formerly known as Bio Green Papers Limited) (“The Company”):**

**Symbol: META, Scrip Code: 534535**

Pursuant to Regulation 30 of the Securities and Exchange Board of India (Listing Obligations and Disclosure Requirements) Regulations, 2015, please find enclosed herewith Investor Presentation of the Company.

The aforesaid Investor Presentation of the Company is also accessible on the Company’s website at <https://www.stringmetaverse.com/>

Thanking you,

Yours faithfully,

**For String Metaverse Limited  
(Formerly known as Bio Green Papers Limited)**

**M. Chowda Reddy  
Company Secretary & Compliance Officer**

**String Metaverse Limited**

*(Formerly Known as Bio Green Papers Limited)*

Registered Office Address: Sy.No 66/2, Street No.03, 2nd floor, Rai Durgam, Prashanth Hills, Nav Khalsa,  
Gachi Bowli, Dargah Hussain Shahwali, Golconda, Hyderabad- 500008, Telangana, India, 500008.

CIN:L62099TG1994PLC017207 | Ph: 040-2939-0760 | Email:cs@stringmetaverse.com | Web:www.stringmetaverse.com


**String Metaverse Ltd**

# **H1 FY26 Presentation**

**Every Interaction is a Transaction**



STRING METaverse LTD




# Safe Harbor

- ❏ This presentation has been prepared by String Metaverse Limited solely for the purpose of providing information related to the Company's capital expansion. This Presentation is not and should not be construed as an offer, solicitation, invitation, or recommendation to buy or sell any securities of the Company, nor shall it form the basis of or be relied upon in connection with any contract or investment decision.


The information contained in this Presentation has been compiled from sources believed to be reliable and from data internally generated by the Company. However, the Company makes no representation or warranty, express or implied, as to the accuracy, completeness, reliability or fairness of the information and opinions contained herein.

This Presentation contains forward-looking statements regarding the Company's business strategy, future operations, financial condition, plans, and objectives. These statements are subject to risks, uncertainties, and assumptions that could cause actual results to differ materially from those described.


# String Metaverse – Q2 FY26 Highlights

- 


## Revenue Growth

Achieved **₹432.34 Cr** revenue, up **213.49% YoY** from ₹137.91 Cr.
- 


## Operational Efficiency

EBITDA rose **225.99% YoY** to ₹47.66 Cr, with margins improving to 7.5%.
- 


## Profit Expansion

PAT surged **229.20% YoY** to **₹39.93 Cr**, reflecting strong bottom-line growth.
- 


## Cash Strength

Cash EBIT jumped **226.15% YoY** to **₹47.65 Cr**, signaling improved liquidity and operating efficiency.
- 


## Gaming User Growth

User base grew from **4M to 4.7M (+17.5% QoQ)** after launching new products.
- 


## Token Ecosystem Growth

\$IDLE Token generated **\$50M+** in trading volume.
- 


## DeFi Infrastructure

Deployed Solana validation nodes, processing **\$80M+** in **volume** and **1M+ DeFi transactions**.
- 

## Perpetual Transactions

String Fintech HK Ltd processed **\$920M+** in perpetual Transaction volume.
- 

## High Performance Computing Infrastructure Expansion

Established colocation servers in **LD-4 (Deribit), TY-4 (Binance) and TY-4 (Hyper Liquid)** for processing transactions.
- 

## Ecosystem Integration

Integrated **\$IDLE Token** across all String platforms, enabling seamless transactions.

# Rule of 40 Performance

The Rule of 40 is a guiding principle for evaluating the health and growth potential of companies, stating that a company's combined revenue growth rate and profit margin should equal or exceed 40%.

**106.16%**

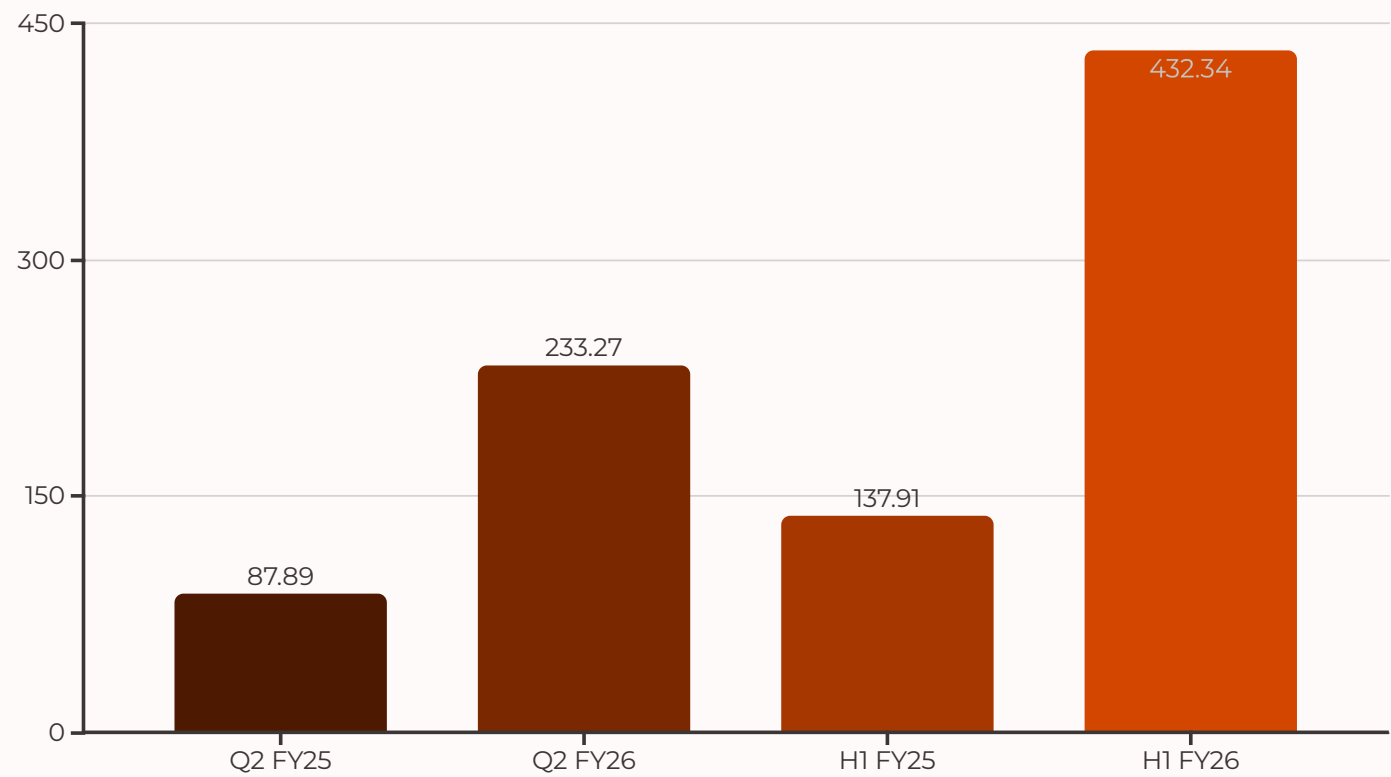
H1 FY25

**70.97%**

H1 FY26

# Revenue Growth

FY25 Quarterly Revenue (₹) in Cr





# Revenue Growth Accelerates

**165.4%**

**QoQ Revenue  
Growth**

Q2 FY26 vs Q2  
FY25

**18.25%**

**Sequential  
Growth**

Q2 FY26 vs Q1  
FY26

**₹233.27Cr**

**Q2 FY26 Revenue**

Strongest quarter  
on record

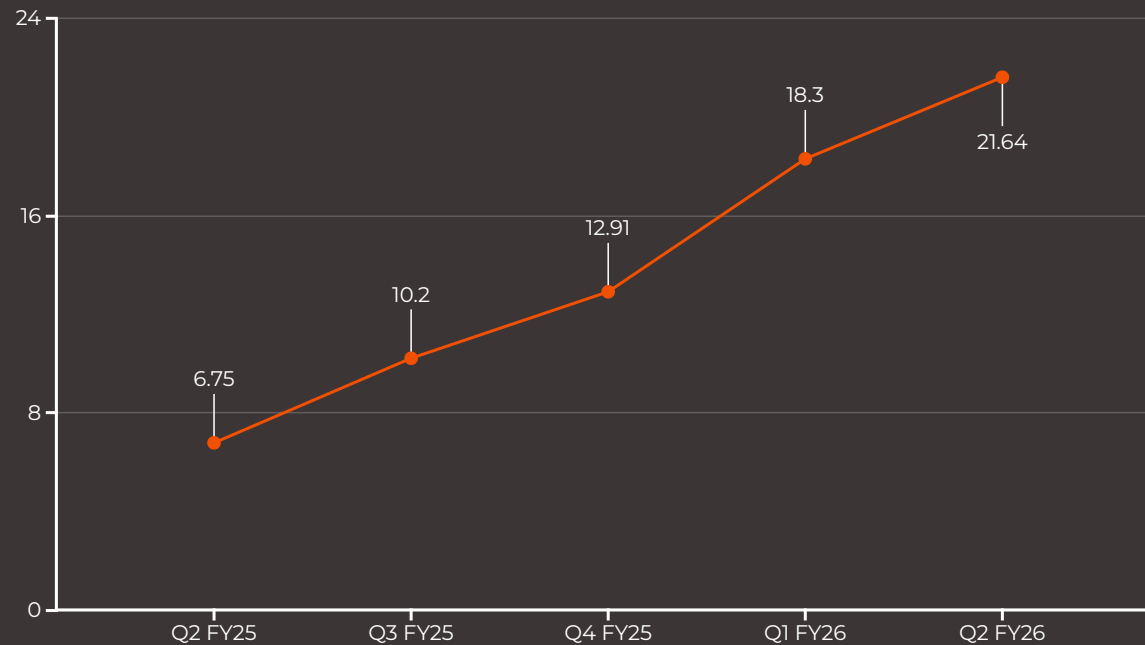
Revenue trajectory demonstrates strong product-market fit across Web3 gaming, infrastructure services, and digital advisory segments.



STRING METAVERSE LTD

# Net Profit

Profit After Tax (₹) in Crores



From Q2 FY25 to Q2 FY26, net profit surged from **Rs 6.75 Cr** to **Rs 21.64 Cr**, indicating a robust upward trajectory of **221%**.





# H1 FY26 vs H1 FY25 Financial Highlights

## H1 FY26 vs H1 FY25 (YoY)

Operating Revenue		Operating EBITDA		Profit After Tax		Cash EBIT	
<b>FY26</b>	<b>₹432.34 Cr</b>	<b>FY26</b>	<b>₹47.66 Cr</b>	<b>FY26</b>	<b>₹39.93 Cr</b>	<b>FY26</b>	<b>₹47.65 Cr</b>
FY25	₹137.91 Cr	FY25	₹14.62 Cr	FY25	₹12.13 Cr	FY25	₹14.61 Cr

## Q2 FY26 vs Q2 FY25 (QoQ)

Operating Revenue		Operating EBITDA		Profit After Tax		Cash EBIT	
<b>FY26</b>	<b>₹233.27 Cr</b>	<b>FY26</b>	<b>₹25.83 Cr</b>	<b>FY26</b>	<b>₹21.64 Cr</b>	<b>FY26</b>	<b>₹25.83 Cr</b>
FY25	₹87.89 Cr	FY25	₹8.00 Cr	FY25	₹6.75 Cr	FY25	₹21.83 Cr

# Financial Summary H1 FY26 vs H1 FY25

\*Amount in Crores

Particulars	H1 FY26	H1 FY25
Revenue from Operations	431.36	137.82
Operating Expenses	384.68	123.29
Operational EBITDA	46.68	14.53
Operational EBITDA Margin		
Depreciation	7.50 %	2.48 %
Other Income	0.98	0.09
EBIT	40.16	12.14
EBIT Margin	9.31 %	8.81 %
Finance Cost	0.01	0.01
Profit before Exceptional Items and Tax	40.16	12.13
Profit After Tax	39.93	12.13
Profit After Tax Margin	9.26 %	8.80 %
Cash EBIT	47.65	14.61

**Revenue Surge:** Revenue from operations grew from **₹137.82 Cr** to **₹431.36 Cr**, marking an impressive **213%** year-on-year increase, driven by strong performance in digital asset advisory and fintech divisions.

**Operational Profit Growth:** Operational EBITDA rose from **₹14.53 Cr** to **₹46.68 Cr**, representing a **221%** increase. The EBITDA margin expanded sharply from **2.48%** to **7.50%**, reflecting improved cost efficiency and scalability.

**Profit Expansion:** Profit After Tax (PAT) climbed from **₹12.13 Cr** to **₹39.93 Cr**, showing a **229%** YoY growth, while the PAT margin improved from **8.80%** to **9.26%**, underscoring sustained profitability.

**Cash Flow Strength:** Cash EBIT improved from **₹14.61 Cr** to **₹47.65 Cr**, up **226%** YoY, highlighting enhanced operational cash generation and strong liquidity management.

## Business Highlights: Q2 Performance



### Validation Nodes Expansion

Deployed high-performance validation nodes on the Solana blockchain, facilitating over **\$80 million** in DeFi transaction volume and processing **1 million+ on-chain** transactions during the quarter.



### HPC Trading Performance

String Fintech HK Ltd achieved a total transaction volume of **\$920 Million** in Deribit and Binance.



### Global Infrastructure Deployment

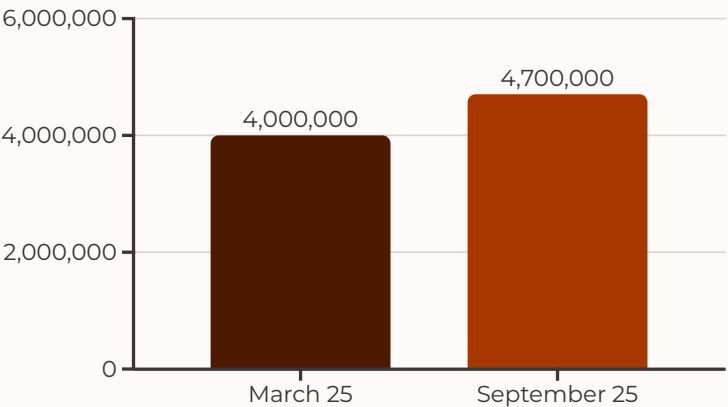
Established high-performance computing colocation servers in **LD-4** (for **Deribit**) and **TY-4** (for **Binance**) to enhance transaction execution speed and reduce latency in high-frequency strategies.



### \$IDLE Token Integration

Successfully integrated the **\$IDLE token** across the entire String Metaverse ecosystem, enabling seamless utility and processing over **1 million+ on-chain transactions in Q2 alone**

# Gaming Userbase Growth



The total user base expanded from **4 million** to **4.7 million**, marking a **17.5%** quarter-on-quarter growth, driven by the successful launch of new games such as **IdleMine 3.0**, **String Drive**, **String Tetris**, and **Rabbit9x**.



# Product Ecosystem Expansion

## Four Major Launches in H1 FY26

1

### **Idlemine 3.0 (on Solana Blockchain)**

100K new users gained along with the existing 1M

2

### **String Tetris**

Regular user base of 214K

3

### **String Drive**

Regular user base of 337K

4

### **Rabit 9x**

Regular user base of 107K



STRING METaverse LTD

# \$IDLE Token

## Ecosystem Payment Infrastructure



### Default Payment System

All payments settled in  
**\$IDLE** across String Games  
Ecosystem



### Cross-Product Utility

Seamless value transfer  
across String Ecosystem



### Growing Velocity

Processed over **1 Million**  
**Transactions** in Q2 alone



STRING METaverse LTD



# Thank You

## Investor Relations & Company Contact

### Company Secretary

Chowda Reddy

[cs@stringmetaverse.com](mailto:cs@stringmetaverse.com)

+91 90004 21290

© 2025 String Metaverse Ltd. All Rights Reserved.