



# Q3 FY2022 Earnings Presentation



**TCIEXPRESS**  
— LEADER IN EXPRESS —



# Q3 FY2022 Highlights

Delivered highest ever quarterly Revenue of Rs. 289 Cr, an increase of 9.4% on Y-o-Y and 4.8% on sequential basis  
EBITDA of Rs. 49.3 Cr, with EBITDA margins remain strong at 17%. Board of directors have announced 2<sup>nd</sup> quarterly dividend of Rs. 3 per share

**Rs. 289 Cr**

9.4% y-o-y

**Q3 FY22 Income**

**Rs. 49 Cr**

Margin 17.0%

**Q3 FY22 EBITDA**

**Rs. 35 Cr**

Margin 12.2%

**Q3 FY22 PAT**

**Rs. 3 /-**

**Dividend Per Share**

## Key Highlights

- October was a strong month with the pick-up in economic activity ahead of festive season. November was a weak month in terms of e-way bill collections. However, there was a strong recovery in December, as businesses continued to recover, driven by demand and supply across key industries and the SMEs
- In line with the economic recovery, TCI Express's EBITDA stood at Rs. 49 crores with margins of 17%
- Delivered year on year growth of 4.5% in quarterly profit of 35.1 crores with margins of 12.2%
- Announced dividend of Rs. 3 per share in Q3 FY22, taking 9 months dividend to Rs. 6 per share representing a payout of 300 % on the face value for 9M FY2022

# 9M FY2022 Highlights

Revenue growth of 38.8% on Y-o-Y, despite first quarter being impacted due to second wave of Covid-19  
Announced 2<sup>nd</sup> interim dividend of Rs. 3 per share in Q3 FY22, taking 9 months dividend to Rs. 6 per share representing a payout of 300 % on the face value for 9M FY2022

## Total Income

**Rs. 790 crore**  
9M FY2021: Rs. 569 crore

 **38.8%**  
Y-o-Y

## EBITDA | Margins%

**Rs. 131 crore | 16.5%**  
9M FY2021: Rs. 84.5 crore | 14.9%

 **54.5%**  
Y-o-Y

## Net Profit | Margins%

**Rs. 93 crore | 11.8%**  
9M FY2021: Rs. 58 crore | 10.2%

 **60.1%**  
Y-o-Y

**34.1%**

**9M FY2022 ROCE**

**26.2%**

**9M FY2022 ROE**

**Rs. 67 Crores**

**Cash Flow from  
Operations**

### Notes:

1. Return on Capital Employed is calculated as EBIT/Average Capital Employed. Capital Employed = Total Equity + Total Debt
2. Return on Equity is calculated as Net Profit/Average Total Equity
3. ROCE and ROE has been annualised





**Commenting on the results, Mr. Chander Agarwal, Managing Director, said:**

“Q3 FY2022 was a mixed quarter, we continued to see quicker recovery across industries with the businesses started reaching near pre-covid levels and the economic activities began to normalize. In October, the demand picked up during the festive season and the Index for Industrial Production registered strong month-on-month growth coupled with the higher E-way bill generation. However, in November, the e-way bills declined to five months low as demand moderated after the festivities, but recovery was again visible in the month of December.

During the quarter, the Company delivered highest ever quarterly Revenue from Operations of Rs. 287 crore, registering a growth of 9.3% on Y-o-Y and 4.9% on a sequential basis. EBITDA for the quarter stood at Rs. 49.3 crore, registering a sequential growth of 4.8% with margin of 17%. Margins remained stable backed by higher capacity utilization and operational efficiencies. Our Profit after Tax stood at 35 crore with margin of 12.2%. On a nine-month basis, TCI Express delivered Revenue from Operations of Rs. 783 crore, growth of 39%, EBITDA of Rs. 131 crore, growth of 55% and Profit after Tax of 93 crores, growth of 60% on year-on-year basis. In the light of strong performance during the first nine months of the year, the Board of Directors has recommended a 2<sup>nd</sup> interim dividend of Rs 3 per share for the quarter, taking total dividend to Rs. 6 per share for the 9M FY22, representing a payout of 300% on the face value and 24.8% on the EPS.

The construction of Gurgaon sorting centre is going as per plan and is expected to be fully operational in February 2022. I would like to highlight that we will be the first B2B express delivery company in India to install Conveyor Belt system for heavy cargo at our Gurgaon sorting centre. This will help in reducing truck halting time by around 40%, which will improve overall operational efficiency. During the quarter, we have also added 5 new branches mainly in the South and North region to penetrate deeper in the key growing markets. Our recently announced new offerings are getting good traction among the customers, especially Rail Express where we continue to see new customer acquisitions.

Looking ahead, we expect there will be a temporary impact of the Omicron variant on the logistics industry and quicker recovery is anticipated in the coming months. TCI Express is well positioned to meet the growing demand and ensure higher operational efficiencies to maintain its profitability margins and close a year on a strong note.”



# Fastest Express Delivery Company in India

TCI Express has successfully completed 5 years post the demerger and have become industry leading and fastest delivery company in India

Specialized in offering time definite solutions with focus on Tier II and III cities

ERP enabled operations, Barcoding on packaging, GPS enabled vehicles and CCTV surveillance All India

Serves 95% of B2B customers & 5% of B2C Customers

The only express cargo company in India with own set up across nation. Offers Sunday, Holiday and late pickup services

Ranked 448 in Top 500 Companies based on Market Cap, as on March 31, 2021



**Year of Listing**

**2016**



**Locations Served**

**40,000**



**Countries Served**

**202**



**Containerized Vehicles**

**5,000**



**Air Gateways**

**24**



**Company Branch Setup**

**850 +**



**Workforce**

**3000 +**



**Sorting Centres**

**28**



# Why TCI Express?

Ranked 448 in Top 500 Companies based on Market Cap, as on March 31, 2021

1

**Asset Light  
Business Model**



2

**High Value Cargo  
(Low volume, high  
margins)**



3

**Low Working  
Capital  
Requirement**



4

**Lowest Cost  
Structure**



5

**No Franchise:  
All owned  
Branches**



6

**API based back-  
end technology**



7

**Containerized  
Movement**



8

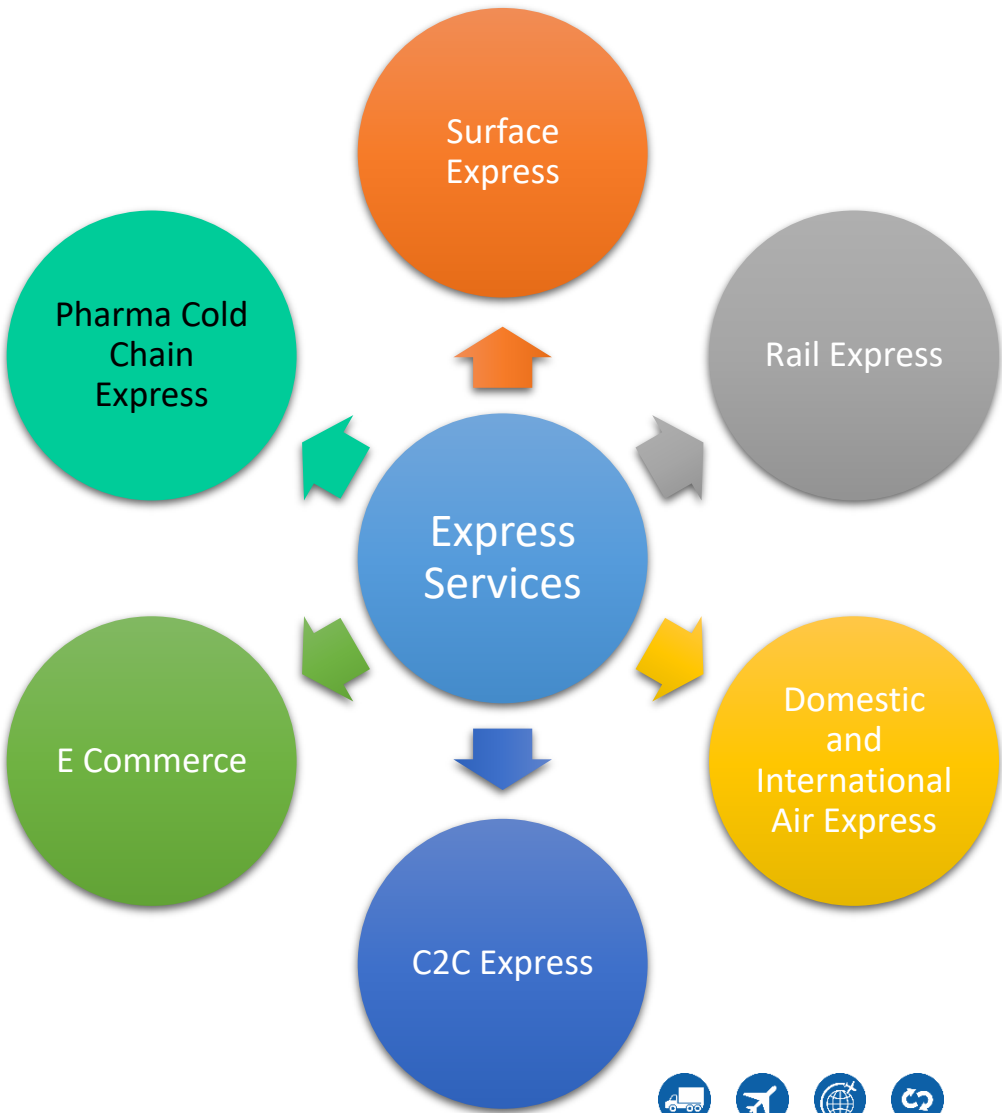
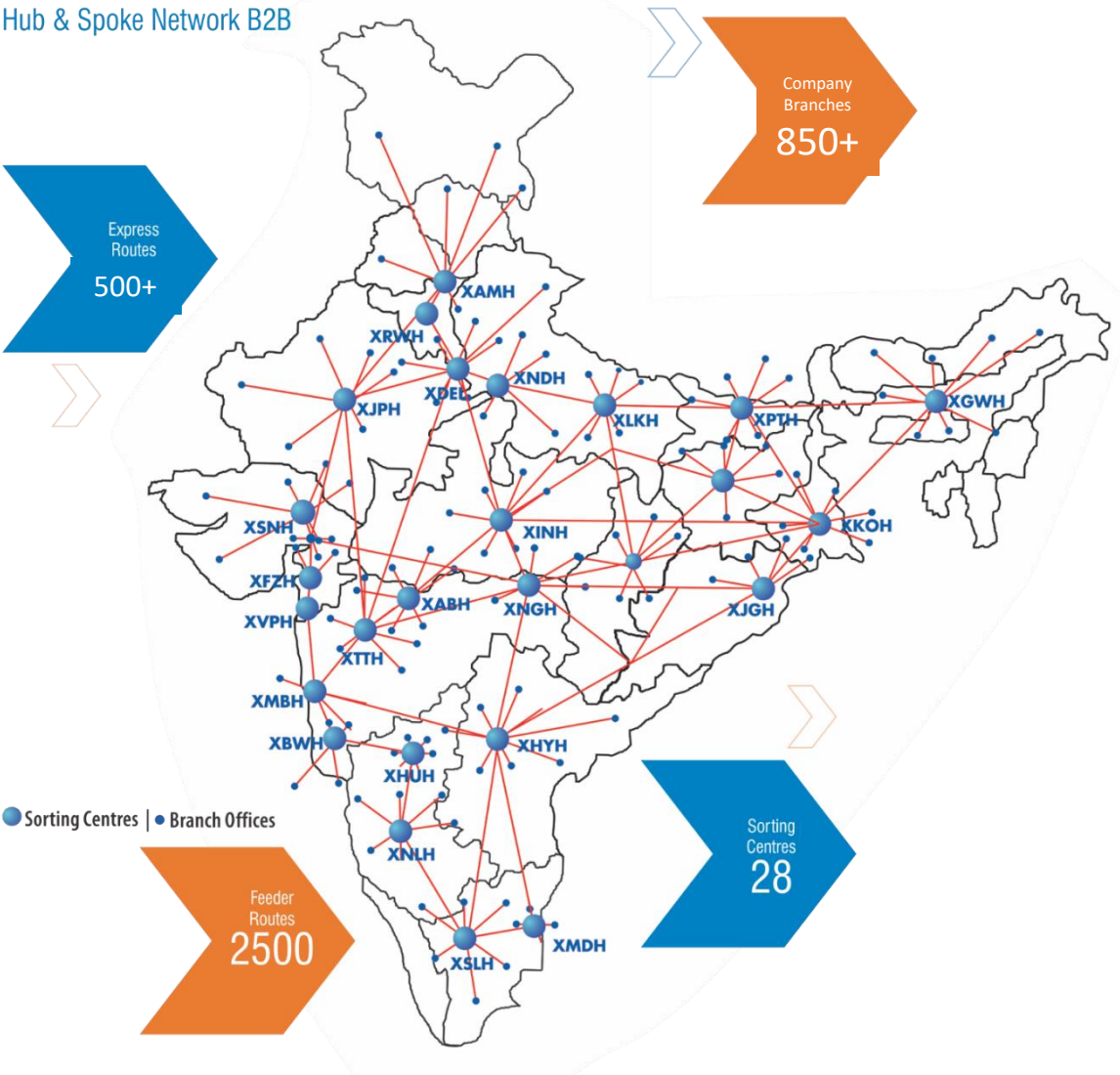
**Superior  
Customer  
Support Services**



# Geographical Footprint

## Fastest Delivery Company in India

Hub & Spoke Network B2B



# Financial Performance

Particulars (in Cr)	Q3		Y-o-Y	Q2		Nine Months		Y-o-Y
	FY2022	FY2021	Growth (%)	FY2022	Growth (%)	FY2022	FY2021	Growth (%)
Income from Operations	286.9	262.5	9.3%	273.4	4.9%	783.3	564.2	38.8%
Other Income	2.1	1.7		2.4		6.1	4.6	
Total Income	289.0	264.2	9.4%	275.8	4.8%	789.4	568.8	38.8%
EBITDA	49.3	47.0	4.8%	47.6	3.4%	130.6	84.5	54.5%
Margin (%)	17.0%	17.8%		17.3%		16.5%	14.9%	
EBIT	47.0	44.8	4.9%	45.3	3.9%	123.8	78.1	58.5%
Margin (%)	16.3%	17.0%		16.4%		15.7%	13.7%	
PBT	46.8	44.7	4.8%	45.0	4.2%	123.2	77.5	59.0%
Margin (%)	16.2%	16.9%		16.3%		15.6%	13.6%	
PAT	35.1	33.6	4.5%	34.0	3.2%	92.9	58.0	60.1%
Margin (%)	12.2%	12.7%		12.3%		11.8%	10.2%	
EPS	9.1	8.6	6.3%	8.9	3.2%	24.2	15.1	59.6%

Notes:

1. EBITDA and EBIT includes other income
2. All Margins calculated on Total Income

\* All numbers in Crores unless specified





## Q3 FY2022 Performance Discussion

- Total Income for the quarter stood at Rs. 289 Crores, registering an increase of 9.3% y-o-y and an increase of 4.8% on Q-o-Q basis. This growth was driven by strong recovery in economic activities ahead of festive season and growing demand from SME customers
- EBITDA margins remained stable:
  - Maintaining higher capacity utilization of 85% in Q3 FY22 as compared to 85.5% in Q2 FY22
  - Logistics sector witnessed a good growth in the month of October due to festive season however movements of goods slowed down in the month of November and then again picked up in December
- Capex of Rs. 65 Crores incurred during 9M FY2022 primarily on the development and automation of new sorting centre at Gurgaon
- 5 new branches were opened during Q3 FY2022 in the metro cities primarily in the South and West region to deepen TCI Express presence in key business geographies. In nine months, we have added total 35 branches

# Leverage Profile and Working Capital Cycle

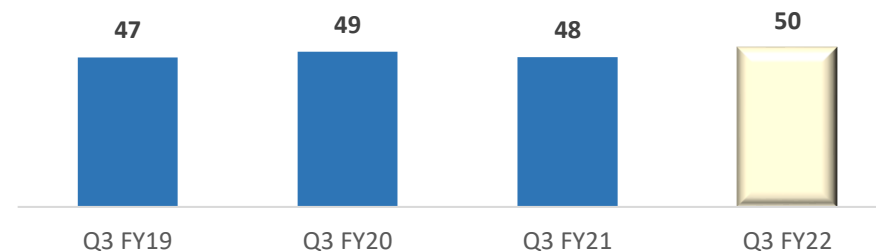
## Credit rating of A1+ Short Term (ICRA) and AA- Long Term (CRISIL)

In Crores	Mar-21	Sep-21	Dec-21
Long Term Debt	1.0	0.5	0.4
Short Term Debt	0.9	0.9	21.6
<b>Total Debt</b>	<b>2.0</b>	<b>1.5</b>	<b>21.9</b>
Less: Cash & Cash Equivalents	85.9	83.0	89.8
<b>Net Debt</b>	<b>(84.0)</b>	<b>(81.6)</b>	<b>(67.8)</b>
Total Equity	433.9	486.6	511.1
Net Debt/Equity	(0.19)x	(0.17)x	(0.13)x

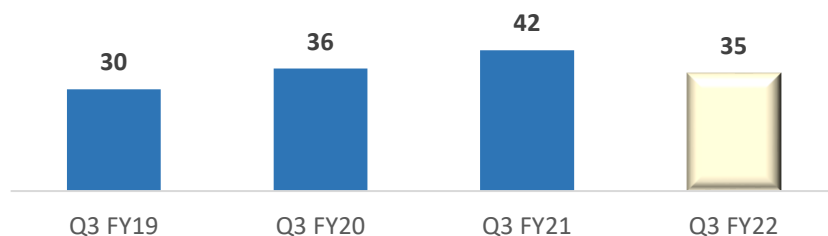
\* Short term debt of Rs. 21.6 is a temporary debt to fund the working capital cycle and repaid in January 2022

## Efficient Working Capital Management Cycle

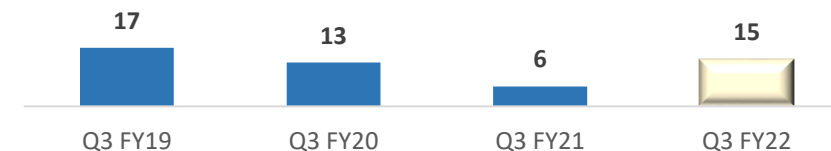
### Receivables Days



### Payables Days



### Net Working Capital Days

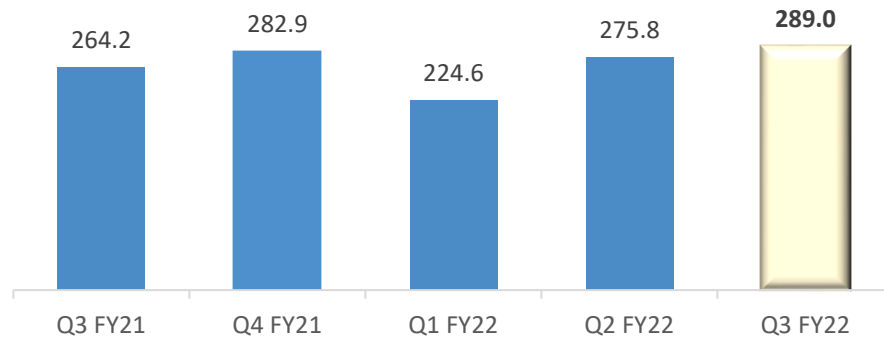


Note: Receivable Days has been calculated on Revenue from Operations inclusive of GST for the respective quarters

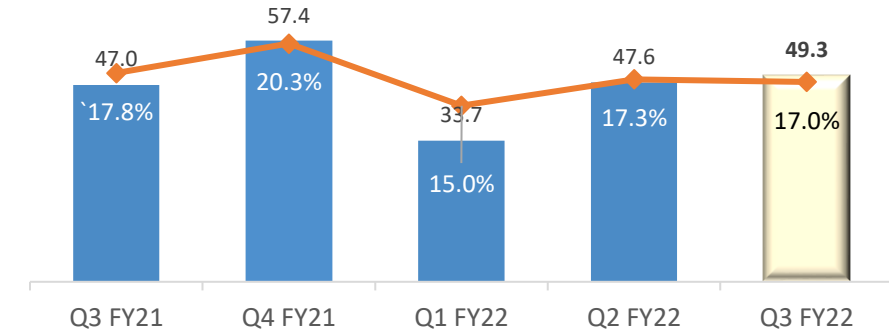
# Quarter Performance Trends

Consistent improvement financial performance and maintaining strong margin profile

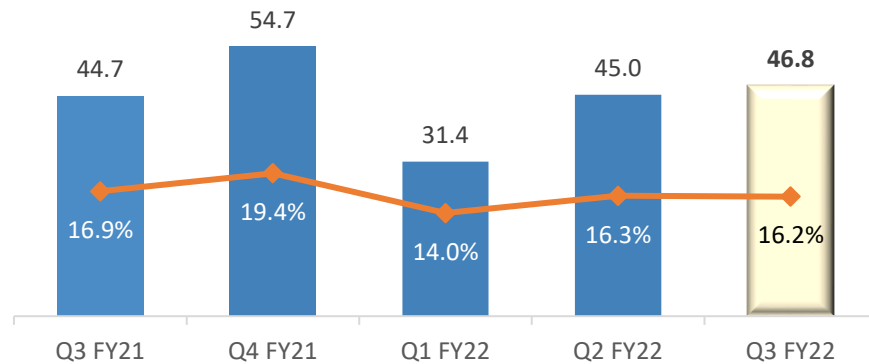
## Total Income



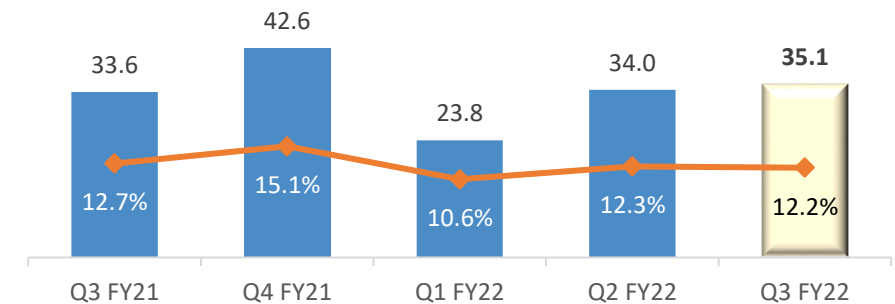
## EBITDA and Margins



## PBT and Margins



## PAT and Margins



Notes:

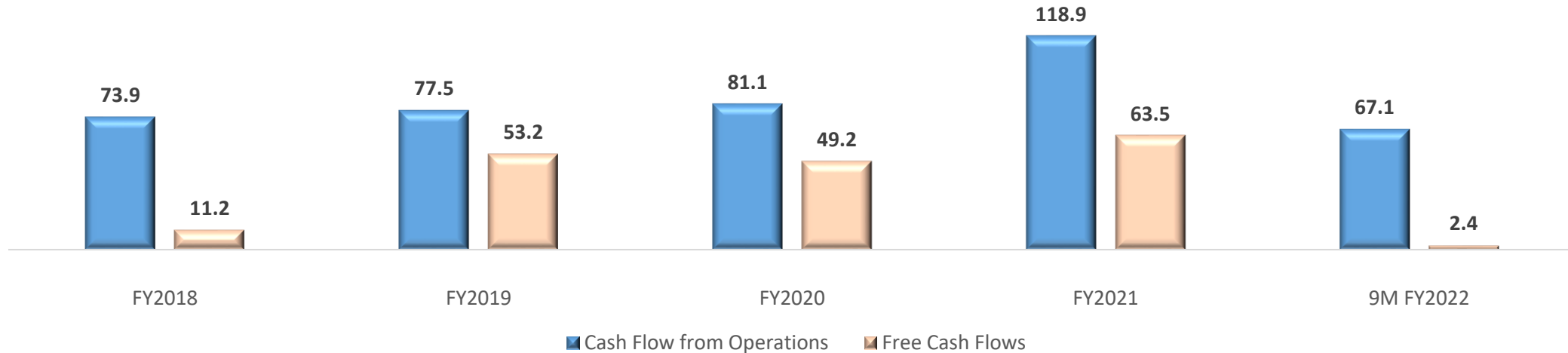
1. EBITDA includes other income
2. All Margins are calculated on Total Income

\* All numbers in Crores unless specified



# Cash Flow from Operations vs Free Cash Flows

Consistent cash flow generation over the years with focused approach on generating free cash flows



- Cash flow from operations stood at Rs. 67.1 Cr for 9M FY2022
- Capex of Rs. 64.6 Cr incurred during the first nine months primarily towards the development and automation of company owned sorting centre at Gurgaon
- Efficient working capital management, cash flow conversion cycle, robust capital structure and strong collections from customers and credit support from suppliers



## Revenue Growth

Impacted in line with overall economic slowdown however it is expected to growth with:

- ☐ Highly diversified client base and well spread across industry verticals
- ☐ Continuous expansion in Metro and Tier I Cities through new branch offices
- ☐ Contribution of new and value added service offerings
- ☐ Government Initiatives to provide seamless connectivity to remote rural areas



## Capital Expenditure

Planned CapEx of Rs. 400 crores in 5 years

- ☐ Investment in sorting centres
- ☐ Automation and enhancing technological capabilities
- ☐ Out of which ~Rs. 300 crores have been spent in last 5 years
- ☐ Remaining 100 crores will be spent next year

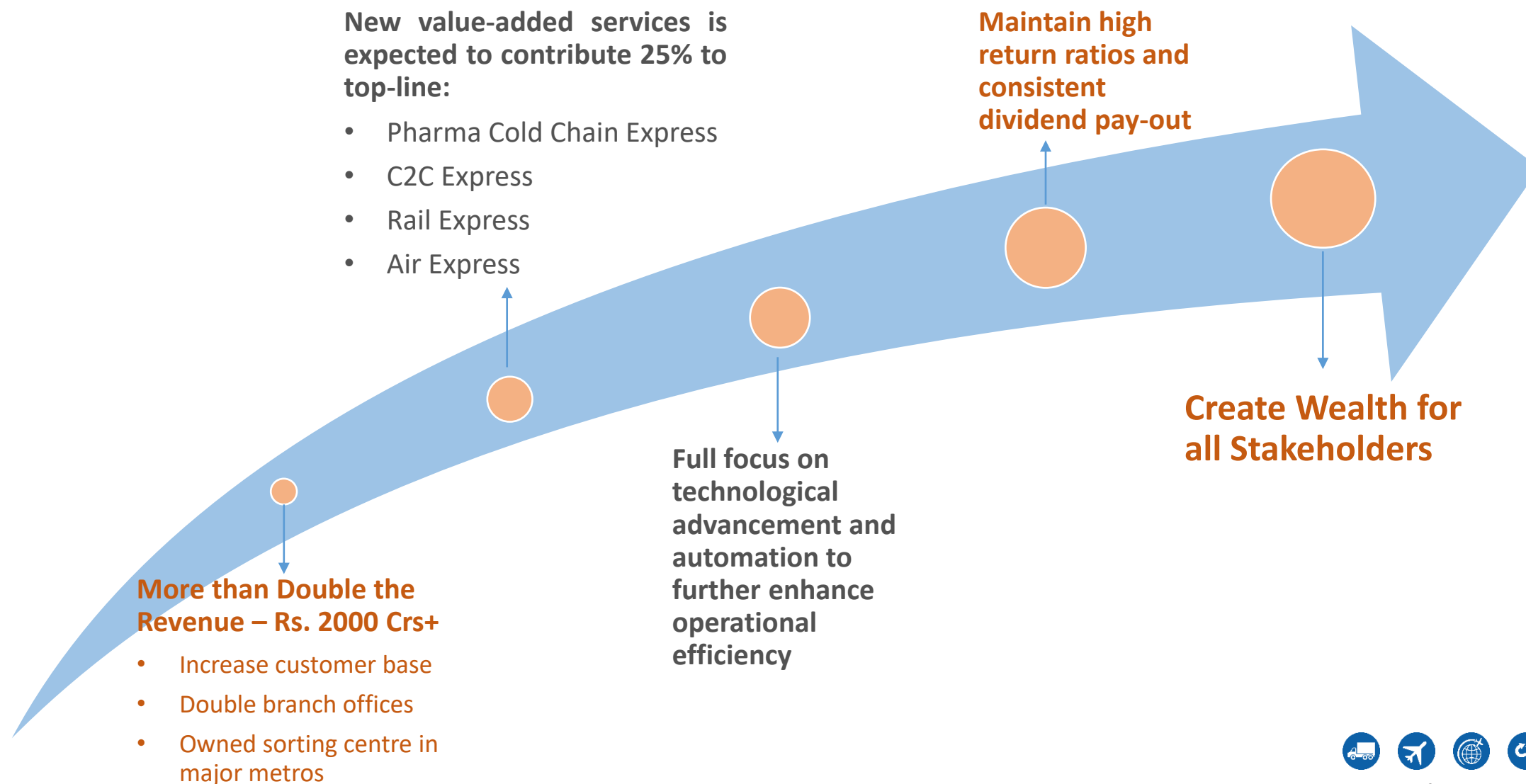


## TCI Express Offering

- ☐ Added new value added services such as Pharma Cold Chain and C2C express
- ☐ Launch and expand Rail service offerings
- ☐ Continuous focus on volume growth through B2B client acquisition



# Strategic Priorities by 2025



Company continue to invest in automation at Gurgaon sorting centre and it should be operational by February 2022  
Pune sorting centre is operational, and TCI Express remains committed to improve turnaround time

## Gurgaon Sorting Centre



Location:	Gurgaon
Area:	2 lakh sq.ft
Solar Panel:	800 KW
Operational:	Expected to complete construction with full automation in February 2022

## Pune Sorting Centre



Location:	Pune
Area:	1.5 lakh sq.ft
Solar Panel:	600 KW
Operational:	Operational since June 2021 and is trying to improve turnaround time

Inhouse ERP and Automation

Shorter Turnaround Time

24x7  
Higher Capacity Utilization

Enhance Customer Satisfaction

Enhance Profitability



# Expanding Service Offering: Rail Express

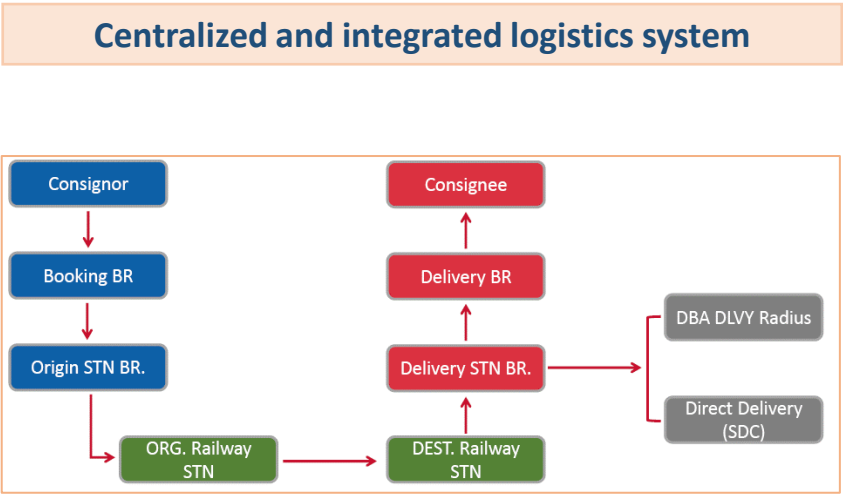
**TCI Express to launch successfully tested surface express asset light model into rail transportation called Rail Express**  
**Rail Express service is a unique service offering aimed at providing high value service at a lower cost**

- Asset Light Business Model

  - ✓ TCI Express to buy space on the trains to ensure higher capacity utilization
  - ✓ Independent team to manage this business offering
- Advantages

  - ✓ Faster transit time at a lower cost substituting Air Cargo
  - ✓ Optimize economies of scale at branches and routes
  - ✓ Use of strong railway network
- Government Backed Infrastructure Development

  - ✓ Indian railways aims to increase its freight traffic from 1.1 billion tons in 2017 to 3.3 billion tons in 2030
  - ✓ Lower carbon footprint and sustainable mode of transport



- Shorter Turnaround Time
- Uninterrupted Transportation

- Synergistic with Existing Express Business
- Bridging the Gap between Air and Surface

- Higher Margin Business
- Backed by Government



# Expanding Service Offering: Pharma Cold Chain Express

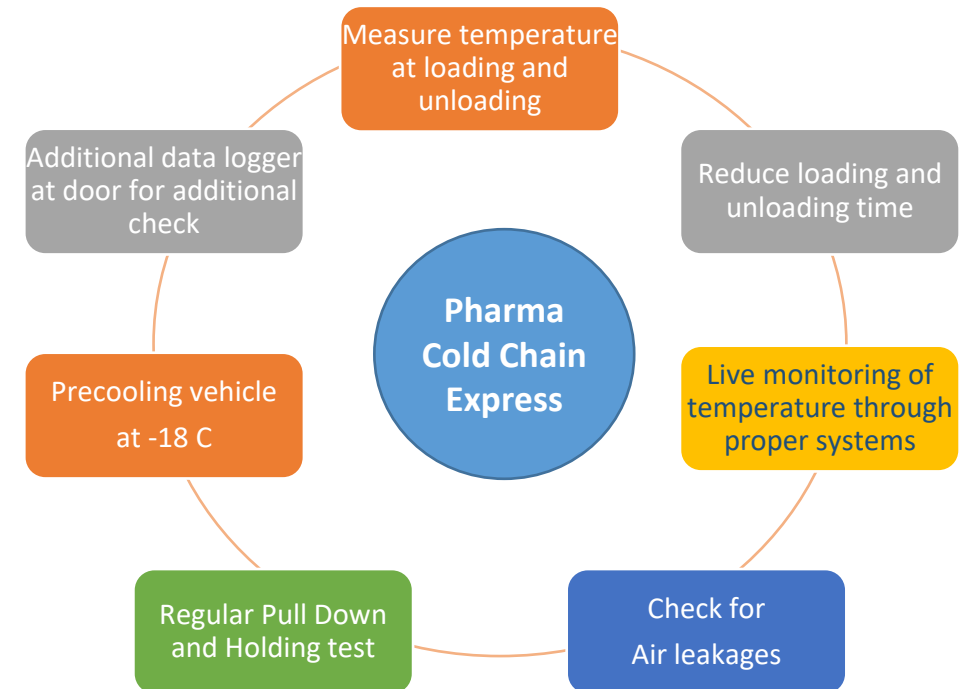
**TCI Express successfully launched Pharma Cold Chain Express Service, an asset light model and use existing hub and spoke network to meet the growing demand for Cold Chain logistics**

## TCI Express Pharma Cold Chain Transportation

- ✓ TCI Express continues to implement asset light model in the Pharma Cold Chain logistics segment
- ✓ Dispatching Pharma shipments either Frozen (Blood Plasma) or Vaccines under the prescribed temperature as norms ensuring there are no fluctuation in the temperature
- ✓ Dispatching frozen products as per FSSAI norms ensuring there are no fluctuation in the temperature
- ✓ Monitoring of temperature maintained through Data Loggers and real time monitoring through tracer
- ✓ Tracking of vehicles through GPS and real time data been provided to the customer
- ✓ Proper loading and unloading of material ensuring there are no temperature fluctuation



## Standard Operating Procedures followed by TCI Express



# Expanding Service Offering: C2C Express

TCI Express launched India's first customer to customer C2C Express service, implementing asset light model

## Transportation Mode – Fast Trucking

Minimizes connections and travel time

Offering a high frequency of services

Directly connects the set of locations without any interruption of services

Flexible routes

## Transportation Mode – Milk Run

Pick up from multiple locations and delivery at single point

Pick up from one location and delivery at multiple locations

Real time tracking through GPS and temperature through tracer

Flexible routes

End to End  
Transportation,  
Door Pick up and  
Door Delivery

Multilocation  
Delivery and Pick up

GPS Enabled Vehicle  
for tracking

Single Point of  
contact for any  
query

Movement of High  
Cargo value





## Last 5 Year Key Takeaways

### Inherent Business Strength

- ✓ Fastest B2B Express Delivery Company in India
- ✓ Asset light model allows Company to maintain higher utilization and drive strong cash flows
- ✓ No franchise model. All branches are company owned which ensures adoption of best standard operating procedures
- ✓ Diversified business model catering to all the major manufacturing industries

### Expanding Business

- ✓ Locations servicing from 32,000 locations in FY 2017 to 40,000 locations in FY 2021
- ✓ Branch offices increased from 500 in FY 2017 to 800+ branches in FY 2021
- ✓ Sorting centers increased from 26 in FY 2017 to 28 in FY 2021
- ✓ Customers count increased from 1.6 Lakh in FY 2017 to 2.0 Lakh in FY 2021

### Generating Returns for all Stakeholders

- ✓ 5 Year track record of consistently delivering enhanced margins and profitability. EBITDA growing at a CAGR of 22.4% and Net Profit at a CAGR of 28.0%
- ✓ Consistently paying dividend for last 5 years and generating high return on capital employed
- ✓ Debt free company, maintaining strong balance sheet and flexible capital structure

# FY2021 Highlights

Strong finish to a challenging FY2021, delivered EBITDA of Rs. 142 Crores and Net Profit of Rs. 101 Crores with improved margins

## Total Income

**Rs. 852 crore**

FY2020: Rs. 1,036 crore

 **(17.8)%**  
Y-o-Y

## EBITDA | Margins%

**Rs. 142 crore | 16.7%**

FY2020: Rs. 126 crore | 12.1%

 **13.0%**  
Y-o-Y

## Net Profit | Margins%

**Rs. 101 crore | 11.8%**

FY2020: Rs. 89 crore | 8.6%

 **12.9%**  
Y-o-Y

**34.3%**

**FY2021 ROCE**

**26.1%**

**FY2021 ROE**

**Rs. 119 Crores**

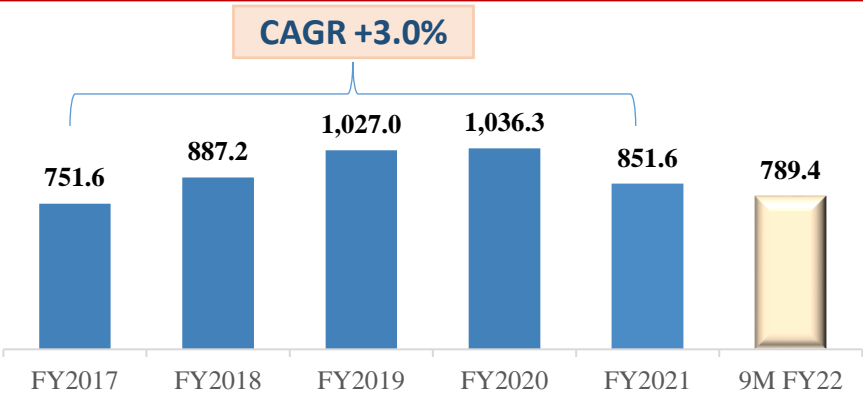
**Cash Flow from  
Operations**



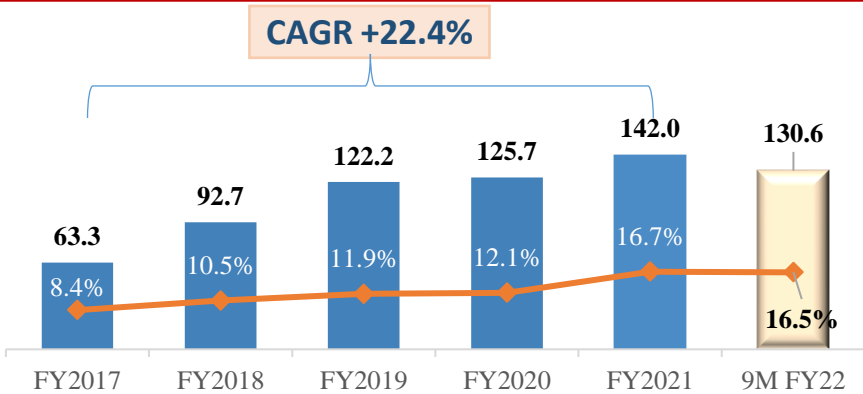
# Annual Performance Trends

5 Year track record of consistently delivering enhanced margins and profitability

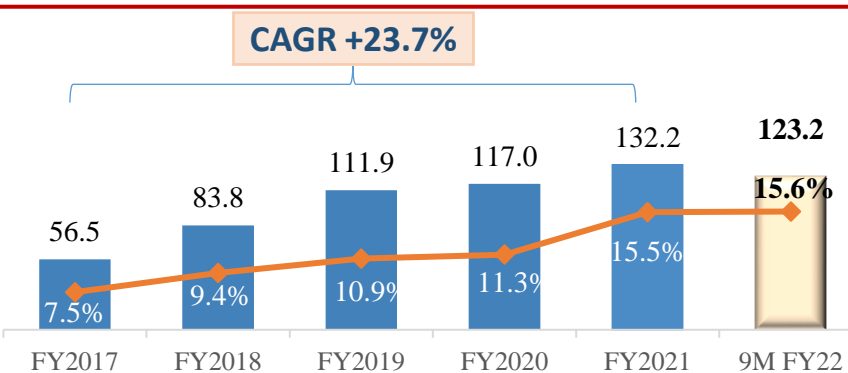
## Total Income from Operations



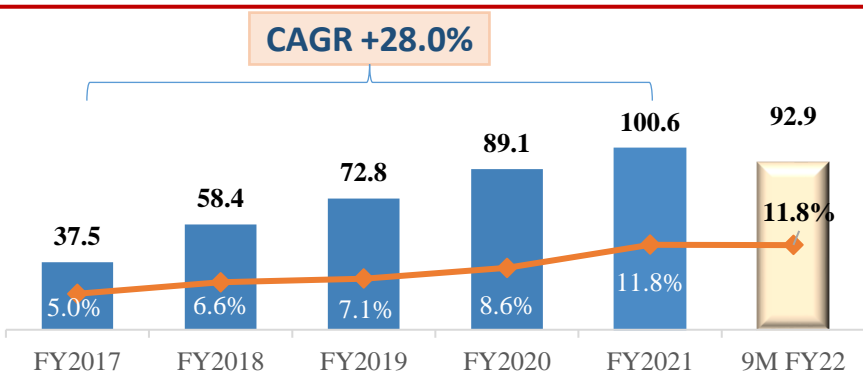
## EBITDA and Margins



## PBT and Margins



## PAT and Margins



Notes:

1. EBITDA includes other income
2. All Margins are calculated on Total Income

\* All numbers in Crores unless specified

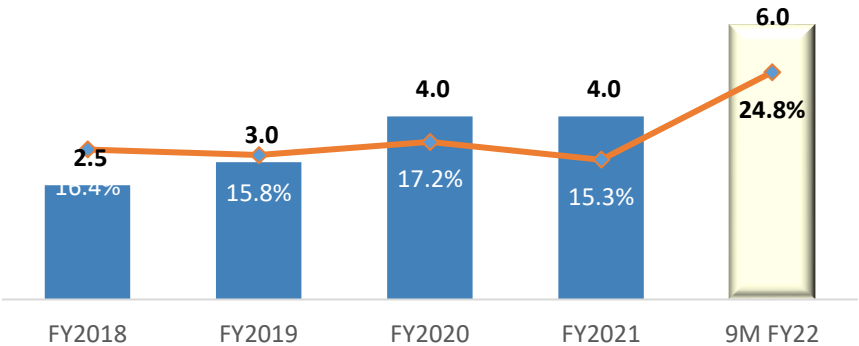


www.tciexpress.in

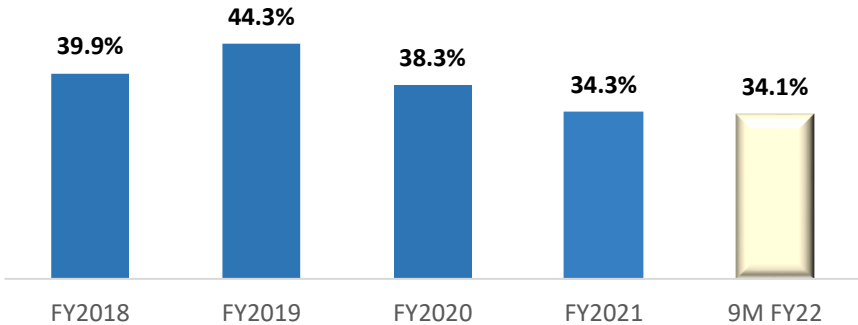
# Key Ratios

Maintaining the track record of consistently generating high returns with focus on creating wealth for all stakeholders

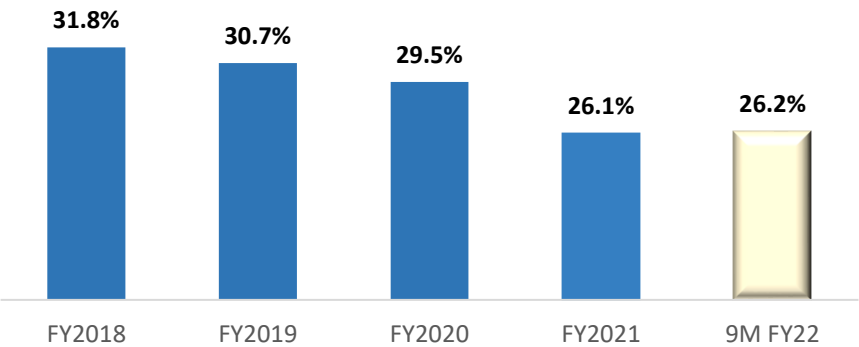
## Dividend per Share (Rs) & Payout (%)



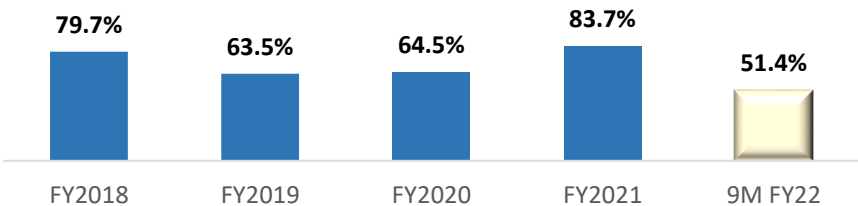
## Return on Capital Employed (%)



## Return on Equity (%)



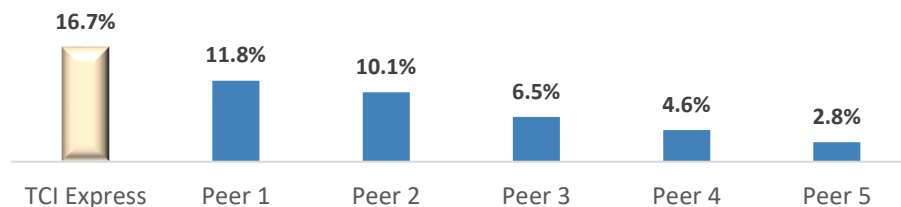
## Cash Conversion Ratio (%)



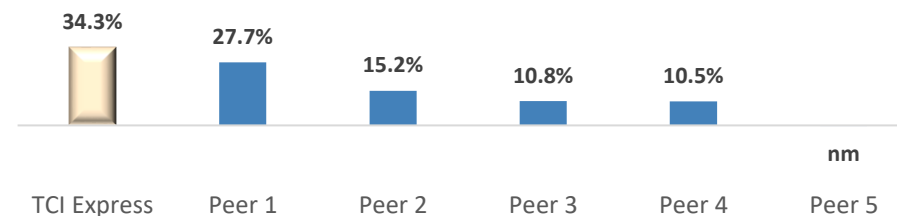
Notes:  
1. Recommended dividend of Rs. 3 per share in Q2 FY22 and 3 Per share in Q3 FY22, Payout calculated on the EPS of 9M FY2022  
2. ROE % shows a declining trend because of increase in Equity base as a result of higher profitability every year

# TCI Express – Leading Margins and Profitability in the Industry (FY2021)

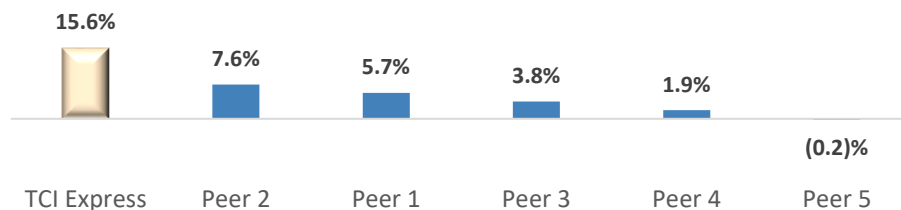
## EBITDA Margins %



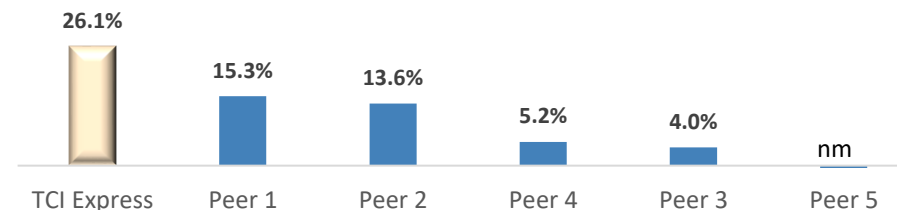
## ROCE %



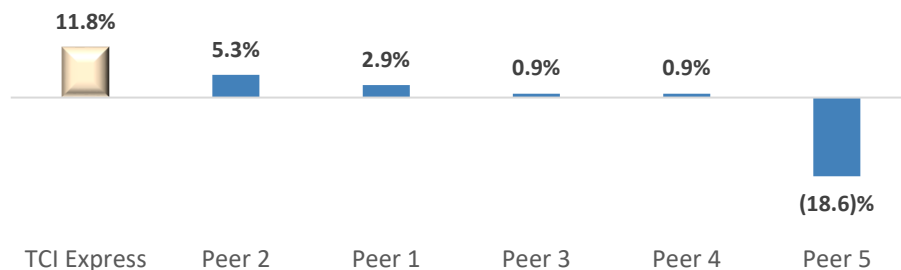
## EBIT Margins %



## ROE %



## PAT Margins %



## Key Highlights:

- TCI Express continues to outperform peer group in terms of EBITDA Margins, Profitability and Return Ratios
- Unique Asset Light Model has allowed TCI Express to maintain higher capacity utilization and deliver strong EBITDA margins even in the challenging times
- Revenue mix driven equally by SMEs and corporates


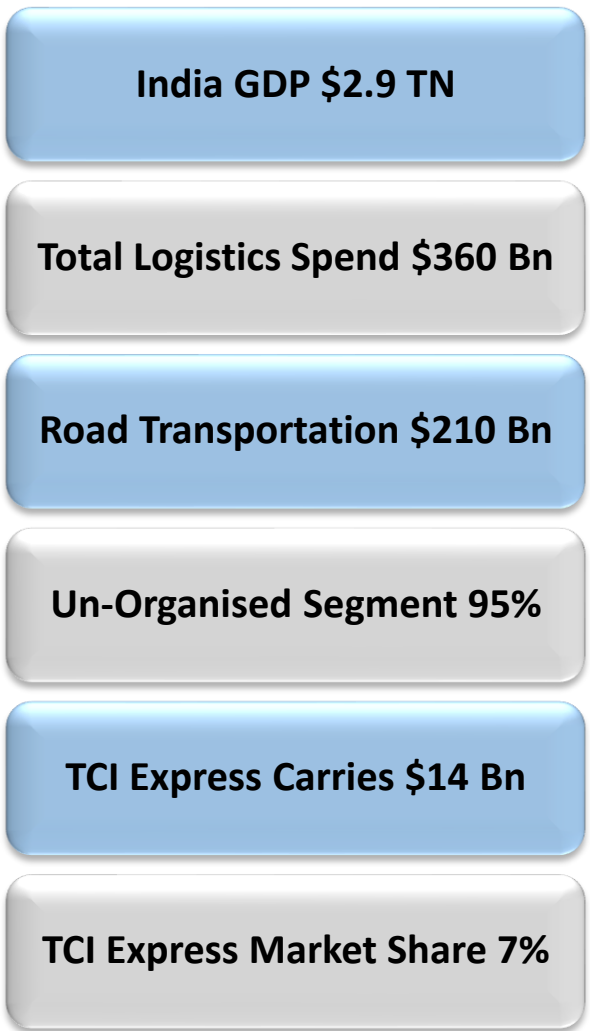
### Notes:

- All financials are based on FY2021 reported numbers
- EBITDA and EBIT including Other Income
- Return on Capital Employed is calculated as EBIT/Average Capital Employed. Capital Employed = Total Equity + Total Debt
- Return on Equity is calculated as Net Profit/Average Total Equity

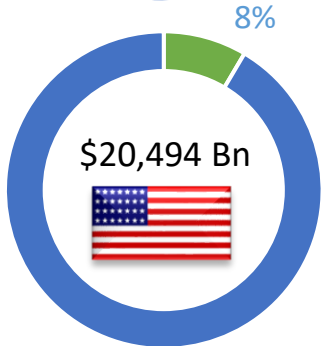
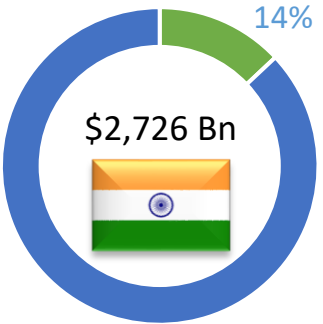




# Express Industry – An Outlook



Logistics as % of GDP



Notes:  
1. Source : World Bank Database - 2019 Figures, Department of Commerce – Gov. of India

## Recent Logistics Sector Transformation Initiatives

Infrastructure Development	Formalization of Sector	Operational Efficiency
<ul style="list-style-type: none"><li>• Launch of PM Gati Shakti Master Plan to improve seamless movement of goods</li><li>• New PLI scheme to drive manufacturing sector in India</li><li>• Increase in axle load aimed to increase cargo volume</li><li>• Improved Rail and Port Connectivity</li></ul>	<ul style="list-style-type: none"><li>• Goods and Service Tax – pre filled numbers</li><li>• Implementation of E-way Bill and reducing E-way billing time</li><li>• Invoice Reference Number through e-invoicing</li></ul>	<ul style="list-style-type: none"><li>• Automation of Sorting Centres</li><li>• GPS Enabled Tracking and Improved Customer Support Services</li><li>• Route optimization using data analytics</li></ul>

### Key areas for creating a sustainable growth in logistics sector



# Management Team



**Mr. D P Agarwal, Chairman & Director**

Mr. D P Agarwal is the Chairman and Director of TCI. Mr. Agarwal has been associated with the transport industry for more than 51 years. He has been contributing in developing the unorganized logistics sector into an organized one.

Mr. Agarwal is also associated with various Chambers of Commerce including CII, FICCI & PHDCCI. He also takes active participation in many social and philanthropic activities for the common good.



**Mr. Chander Agarwal, Managing Director**

Mr. Chander Agarwal is a Bachelor of Science in Business Administration from 1996 to 2001 from Bryant College, Smithfield, RI. He joined TCI as Summer Intern and worked in various departments including operations, logistics and marketing etc. thereby getting fair amount of exposure to the key functions in the Company.

His hands-on experience with Transfreight USA, a 3PL specializing in 'lean logistics' for Toyota Motor vehicles, USA, has given him unmatched knowledge of the Supply Chain Management. Currently he is spearheading Group TCI's international expansion across Asia, Latin America & Africa.



**Mr. Pabitra Panda, Chief Operating Officer**

Mr. Pabitra Mohan Panda, is a Chief Operating Officer (COO) of the Company effective from August 7, 2019. He is Post Graduate in Computer Applications and Statistics. He has joined TCI Group in the year 1998 and has a distinguished service record of 23 Years in the Company.

He worked in various functions and departments and risen to the designation of Regional Express Manager. Prior to such elevation as COO, he was appointed Regional Manager-Delhi Region on May 2, 2016.

# Management Team



**Mr. Mukti Lal, Chief Financial Officer**

Mr. Mukti Lal is the Chief Financial Officer at TCIEXPRESS. He is a qualified Chartered Accountant and has been associated with Transport Corporation of India Limited (the Demerged Company) in various capacities for last 17 years. He was working as CFO-XPS, Division of Transport Corporation of India Limited. He is a finance professional with over a decade of experience spanning the entire gamut of finance and had played major role in overall strategy and corporate governance.



**Mr. Girish Dua, Chief Marketing Officer**

Mr. Girish Dua is a Management graduate and a Pharmacist, with over 20 years of experience. He has a strong background in Sales and Marketing and he drives himself to achieve and produce concrete results. He enjoys reading, and the knowledge and perspective contributed to strengthen his marketing skills. He always thrives on "Out of the Box" thinking for most complex situations. Ethical, Self-motivated, Conscientious Leader is what defines him the best

# Sustainability a Core Pillar of Strategy

Committed to manage environmental and social footprint in our operations and build long term sustainable business

## Environment



- Focused on **implementing robust environmental practices** across operations
- Working to reduce emission level by **replacement of old vehicles with new standard**
- **Increasing use of advance technologies** such as online tracking, e-docketing and e-invoicing
- **Using solar renewable source of energy**

## Social



- TCI Foundation, the social arm of TCI Express, is committed to serve the nation with **a motto of equality and a better life for all citizens**
- **Diversity and inclusion** are the core pillars of our strategy. 12.35% of the workforce are female
- **Fair Wage, Benefits and Contracts for all employees**

## CSR and Awards



- During FY2021 TCI Foundation' and TCI Charities has **spent Rs. 2.05 Crores**, towards its commitment to the development of society
- **Logistics Excellence Tech innovator of The Year** at India Logistics Summit & Awards 2019

**Certified as a 'Great Place To Work' for the second year in a row, for the period March 2021**


## Governance



- **Well-defined** corporate governance policies and practices
- **Qualified board** and possess an appropriate balance of skills, experience, independence and knowledge
- **50% of the board is independent**



# ESG Profile – Consolidating all ESG Disclosures



Visit ESG Profile on our Website in Investor Relation Section or click here - <https://bit.ly/2LmB6fd>

Sub Factor	Keywords	Frameworks	Links	Metric	Highlights
<b>Company Overview</b>					
ESG a Core Pillar of Strategy	Strategy	FIMI Principle 01: Integrate Sustainable Development GRI 102: GD Strategy IFC PS 1: Environmental and Social Risks and Impacts SASB: Leadership and Governance SDG 17: Partnerships to achieve the Goal WEF Governance: Risk and Opportunity Oversight			At TCI Express Limited, we are committed to manage environmental and social footprint in our operations. We believe that making the environment an integral part of our business operations will create a positive impact on our business considering our widespread operations. The Company believes that its business activities have an extensive impact on the society in which it operates. The Company participates in numerous initiatives towards environmental and sustainable development and practices towards an environmentally responsible corporate citizen
ESG Reporting Track Record	Metrics	FIMI Principle 10: Verifiable Stakeholder Reporting GRI 102: GD Reporting Practice SASB: Leadership and Governance SDG 17: Partnerships to achieve the Goal WEF Governance: Risk and Opportunity Oversight			We are uploading ESG as quarterly presentation. We have also shared link in our Annual Report
Dedicated Executive ESG Role	Ratings Focus Executive Management	CDP: Climate GRI 102: GD Strategy IFC PS 1: Environmental and Social Risks and Impacts SASB: Leadership and Governance SDG 17: Partnerships to achieve the Goal TCFD: Governance UNGC Principle 07 Environment WEF Governance: Governing Purpose			Our CSR Committee oversees the social responsibility vision with diligence, transparency and ownership. Mr. D. P. Agarwal - Chairman and Non-Executive Director, is the Chairman of CSR Committee. The BRR related performance is headed by Mr. Chander Agarwal, Managing Director of the Company

- 1 Consolidates all ESG disclosures on a single platform, enabling stakeholders to conveniently conduct their due diligence
- 2 Highlights – Captures qualitative ESG content associated with the respective subfactor
- 3 Links – Provide easy access to the underlying source documentation by click of a button
- 4 ESG disclosures mapped with International ESG Reporting Frameworks
- 5 Search based on key words. Conveniently search for specific ESG information
- 6 Feedback – TCI Express solicits feedback from all the stakeholders on their ESG disclosures. Click and provide feedback

# Awards & Recognition

## Corporate Governance



**Ranked 461 in Top 500**  
Companies based on Market  
Cap, as on March 31, 2021



Credit Instruments rated by  
two leading Credit Rating  
Agencies

## Industry Recognition



Building a high trust  
& Performance  
culture



The Economic  
Times Iconic Brands  
of India



Business  
Superbrand  
of 2021

## Award



Enlisted among 500 most valuable non-state-controlled  
companies by Hurun India in 2021



# Awards & Recognition

## Award



“Most Preferred Brands 2021” award within the category of “Express Logistics Company”



SCALE award for the best “Express Courier” company by CII Institute of Logistics in Dec-2021

## Contact Information

This presentation contains statements that are “forward looking statements” including, but without limitation, statements relating to the implementation of strategic initiatives, and other statements relating to TCI Express’ future business developments and economic performance. While these forward looking statements indicate our assessment and future expectations concerning the development of our business, a number of risks, uncertainties and other unknown factors could cause actual developments and results to differ materially from our expectations.

These factors include, but are not limited to, general market, macro-economic, governmental and regulatory trends, movements in currency exchange and interest rates, competitive pressures, technological developments, changes in the financial conditions of third parties dealing with us, legislative developments, and other key factors that could affect our business and financial performance.

TCI Express undertakes no obligation to publicly revise any forward looking statements to reflect future / likely events or circumstances.

*For further information, please contact:*

**Mukti Lal**  
Chief Financial Officer, TCI Express

+91 124 238 4090-4094 (Extn. 606)  
[mukti.lal@tciexpress.in](mailto:mukti.lal@tciexpress.in)

**Ravi Gothwal / Vikas Luhach**  
Churchgate Partners

+91 22 6169 5988  
[tciexpress@churchgatepartners.com](mailto:tciexpress@churchgatepartners.com)





**TCI EXPRESS LIMITED**

TCI house, 69 Institutional area, Sector - 32,  
Gurgaon 122001, Haryana, India

P: +91 124 2384090-94 • E: [info@tciexpress.in](mailto:info@tciexpress.in)

W: [www.tciexpress.in](http://www.tciexpress.in) • Toll free: 1800 2000 977

