

WENDT (INDIA) LIMITED

No. 69/70, Sipcot, Hosur 635 126, Tamilnadu, INDIA
CIN : L85110KA1980PLC003913
Telephone: + 91 4344.405500
Telefax : + 91 4344 405620 / 405630
E-mail : wil@wendtindia.com
Web : www.wendtindia.com



24th February 2025

BSE Limited
25th Floor, Phiroze Jeejeebhoy Towers
Dalal Street, Fort,
Mumbai- 400001

Stock Code: 505412

National Stock Exchange of India Ltd.
Exchange Plaza, C-1, Block G,
Bandra Kurla Complex,
Bandra (E)
Mumbai – 400 051

Stock Code: WENDT

Dear Sir/Madam,

**Sub: SEBI (Listing Obligations and Disclosure Requirements) Regulations 2015-
Presentation(s) made to the Analyst/Investor call**

This is further to our letter dated 22nd February 2025 wherein presentation for the Investor Roadshow was disclosed in terms of Regulation 30(6) read with Schedule III of the Securities and Exchange Board of India (Listing Obligations and Disclosure Requirements) Regulations, 2015.

In this regard, please find enclosed the updated presentation to be made at such Roadshow and the same can be accessed through the following link:

Link: https://wendtindia.com/wp-content/uploads/2025/02/Wendt-India_-Investor-Presentation_23th-Feb_vF.pdf

Request you to kindly take the above on record.

Thanking you


Yours faithfully
For **Wendt (India) Limited**

Arjun Raj P
Company Secretary

Wendt (India) Limited

Investor Presentation

February 2025

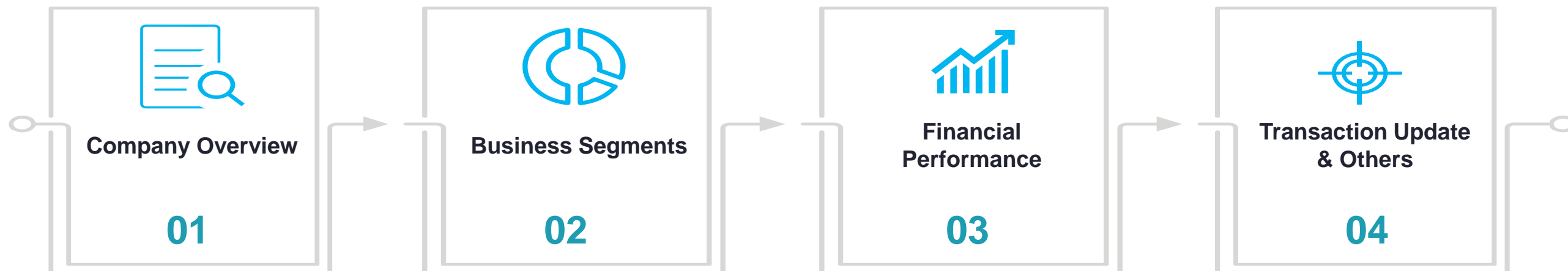


Disclaimer

This presentation contains statements relating to future business developments and economic performance that could constitute 'forward looking statement'. While these forward-looking statements represent the Company's judgments and future expectations, several factors could cause actual developments and results to differ materially from expectations. The Company undertakes no obligation to publicly revise any forward-looking statements to reflect future events or circumstances. Further investors are requested to exercise their own judgment in assessing various risks associated with the Company and the effectiveness of the measures being taken by the Company in tackling them as those enumerated in this presentation are only as perceived by the management.

In Compliance with the Regulation 30 of the Listing Regulations, this presentation will be uploaded at the Company's website

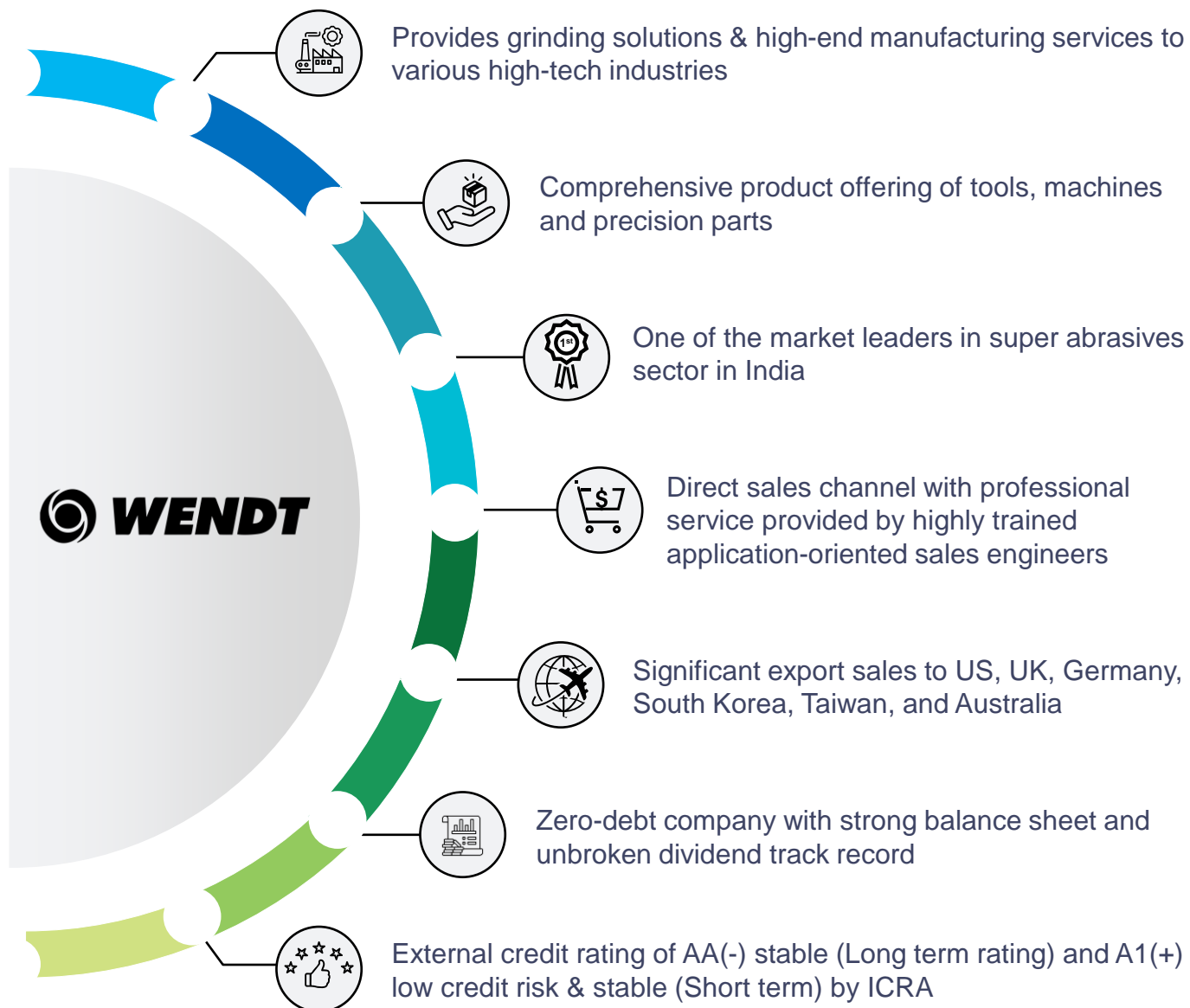
Table of Contents



The background image shows a complex industrial machine, likely a lathe or mill, with various components like a rotating spindle, tool holder, and coolant system. A semi-transparent blue overlay covers the left side of the image, where the text is placed. A yellow warning label is visible on the machine's body.

1. Company Overview

Wendt (India) Limited (WIL) is a market leader in super abrasives and a reliable grinding solution provider with a track record of over four decades



1980

Year of Establishment

₹ 22,482 lakhs

FY24 Net Revenue

24.7%

FY24 EBITDA margin

18.2%

FY24 PAT margin

1 Mfg. facility in Hosur
1 Re-profiling Unit in Thailand
1 Insert Grinding unit in Pune

118 customers
(64% of sales)

78 dealers
(16% of sales)

30.2%

FY24 Export share

20.4%

FY24 ROE¹

25.4%

FY24 ROCE¹

₹ 204.8 / 50.0

FY24 EPS / DPS

₹ 54.6 lakhs

FY24 Sales per employee

₹ 2,512 crs.

Market Capitalization²

Shareholders: **Wendt GMBH (37.5%), Carborundum Universal Ltd. (37.5%), Free float (25.0%)**

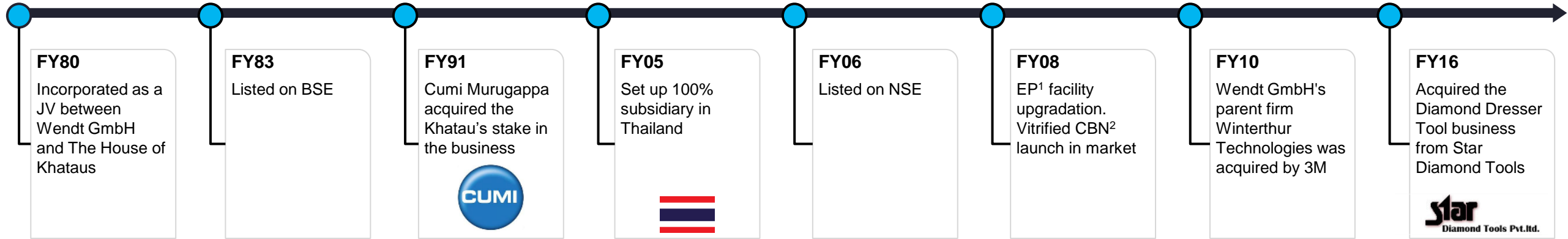
Note: All the financials are on consolidated basis unless specified

1) Return on Capital Employed = Profit before Interest & Tax (Excluding exceptional items) / Capital employed = Tangible net worth + Deferred tax liab - intangible assets; Return on Equity = PAT / Average Shareholder's Equity

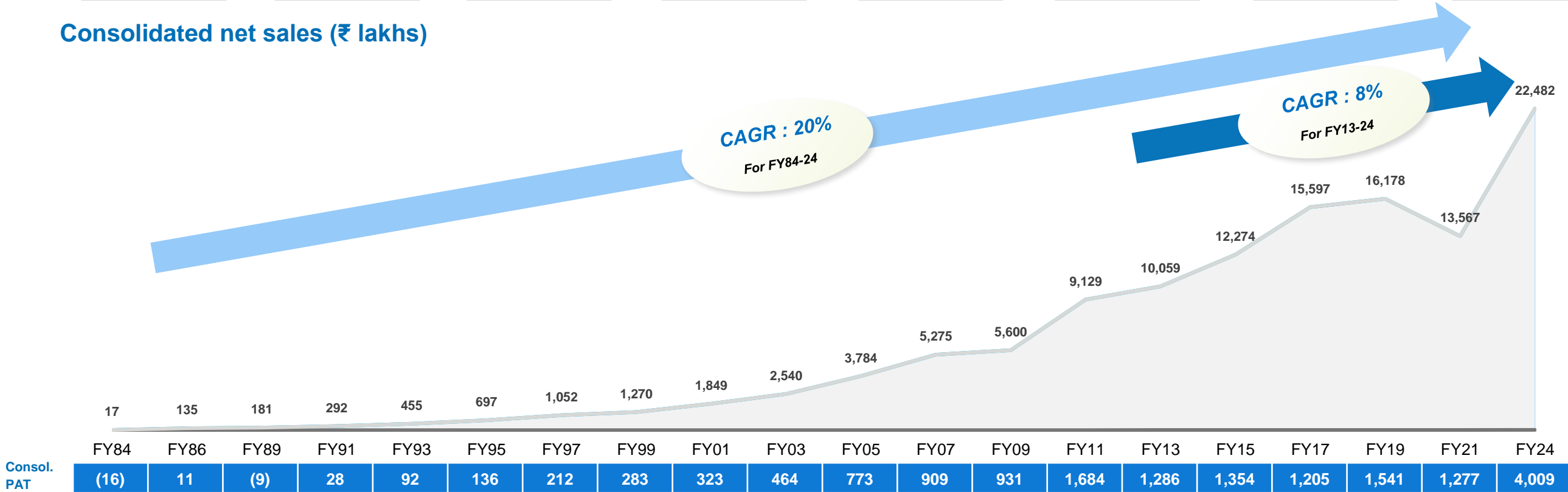
2) As of 29th January 2025, from NSE website

RESTRICTED

WIL - Long operating track record



Consolidated net sales (₹ lakhs)



Note: All the financials are on consolidated basis unless specified
 1) Electropast
 2) CBN: Cubic Boron Nitride

WIL's fundamental strengths and solutions

One of the market leaders well poised to leverage growth from industry tailwinds

Comprehensive product range

State-of-the-art manufacturing process

High level of customization

Sound financial position

Well nurtured talent

Our manufacturing program

1

From tools...



2

...to machines...



3

...to components



Product innovation continues...

The India opportunity - Well poised for long term growth



Strong economic outlook



5th largest economy, with a GDP of **USD3.7tn**



Among the **fastest growing economies**



USD7.5tn economy by **2030**



Global manufacturing hub by **2030** with **exports worth USD1tn+**



Strong policy outlook



Make in India and **Atmanirbhar Bharat**



Infrastructure investments by Government of India of **USD11.8bn**



Favorable tax rate at **17%** for new manufacturing firms



PLI¹ of **~USD26bn** for manufacturing in 14 key sectors in India



Other favorable trends



Growing **middle class** (**3x²** households with **>USD30k** annual income by 2030)



Supply chain diversification



Low cost and **engineering** capabilities



Increasing scale of **investments** by global manufacturing companies

Sources: Union Budget Documents, Ministry of Heavy Industries, India Brand Equity Foundation (IBEF), ICE 360 PRICE survey

Notes:

1. **PLI**: Production Linked Incentive Scheme

2. Over 2020-21 levels

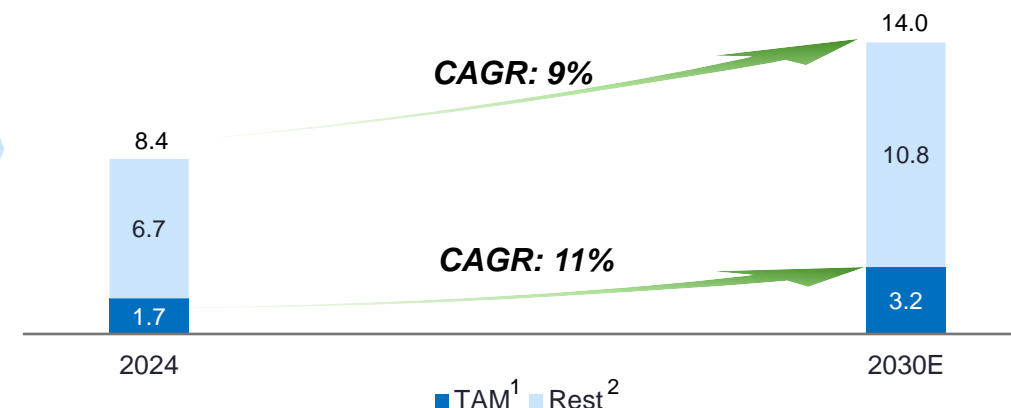
RESTRICTED

Global super abrasive market expected to grow at ~9% CAGR and reach USD14bn

Global super abrasives market

- ✓ Growing demand for high end technology and their benefits
- ✓ Conventional abrasives are being substituted by super abrasives for difficult to grind materials
- ✓ Super abrasives being preferred due to long life cycle, high scale hardness and superlative performance
- ✓ Increasing super abrasive use in automotive sector to cater for hardness of materials, close tolerances, high accuracy needs and boost productivity
- ✓ Growing usage of super abrasive products for various medical applications such as Surgical Instruments, Hypodermic Needles, Dental implants etc.

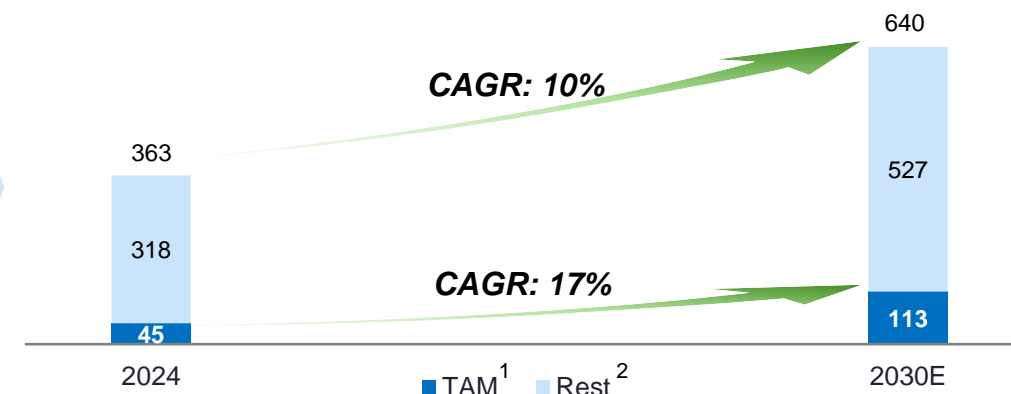
Global super abrasives market outlook USDbn



Indian abrasives market

- ✓ Indian electronics market to grow at 25-30% CAGR FY23-30E to become a USD480-625bn market driven by rising demand of consumer electronics
- ✓ High reserves supports increasing exploration activities which in turn boost demand for super abrasives
- ✓ Indian auto ancillary market to grow at 18-20% CAGR FY24-30E to become USD200m market driven by govt. policy initiatives, rising vehicle demand
- ✓ Increasing demand for grinding & polishing application in metal fabrication, auto construction and electronic machines
- ✓ Indian Aerospace and Defense market is projected to reach USD70bn by FY30, driven by burgeoning demand for advanced infrastructure, govt. thrust

Indian super abrasives market outlook USDm



Source: Company information, NITI Aayog, AIA (All India Association of Industries), McKinsey report (Sep-2024)

Note:

1. TAM includes businesses of Semiconductor and Medical by 2030. India Super Abrasives 2030E TAM includes USD15m Semiconductor Business

2. Rest includes businesses of Construction, Natural Stones, Marble, Ceramic Tiles and Others

RESTRICTED

Well diversified product offering with market leadership in Super Abrasives segment

1

Super Abrasives

(59% of total FY24 Net revenue¹)

Wide range of Diamond & CBN² products for Precision Grinding of Hard materials from Steel, Ceramics, Carbide to Exotic materials

Comprehensive offering with high product quality and high level of customization



Fine Grinding Wheels, Wear Parts, Diamond Segments & Pellets, Brazed products, Rotary Diamond Dresser, etc.

FY24 Revenue:	₹ 13,315 lakhs
FY24 EBIT:	₹ 3,114 lakhs
FY24 EBIT Margin %:	23.4%
FY24 Segment assets:	₹ 8,827 lakhs

2

Machines and Accessories

(21% of total FY24 Net revenue¹)

CNC³ Grinders for the grinding of Carbide and Steel parts with built in gauging & probing facility

Strong product development momentum with application-based approach



Surface Grinding, Cylindrical grinding, Tool & Cutter grinding machine, Dressing Machine, 3D Printing, etc.

FY24 Revenue:	₹ 4,732 lakhs
FY24 EBIT:	₹ 1,111 lakhs
FY24 EBIT Margin %:	23.5%
FY24 Segment assets:	₹ 3,779 lakhs


3

Precision Products

(12% of total FY24 Net revenue¹)

Precision Ground parts (Steel, Carbide)

Certified to produce parts for Aerospace & Auto industry



Ferrous components, Non-ferrous components

FY24 Revenue:	₹ 2,733 lakhs
FY24 EBIT:	₹ 399 lakhs
FY24 EBIT Margin %:	14.6%
FY24 Segment assets:	₹ 2,632 lakhs

From tools to machines to components...

Note:

1) Based on consolidated basis, others contribute 8%

2) CBN: Cubic Boron Nitride

3) CNC: Computerized Numerical Control

RESTRICTED

Supporting a diversified set of end-markets including high growth sectors

End market industry	SA ¹										MTD ²	PP ³
	Resin Bond	Metal Bond	Electro-plated	Vitrified Bond	Dressing Rolls	Hones	Segments	D&ST ⁴	PCD ⁵ /PCBN ⁶	Brazed Bond	Machines	Precision Products
Established end markets	Automotive											
	Cutting tools											
	Engineering											
	Refractory											
	Ceramics											
	Glass											
Emerging end markets	Steel											
	Defense											
	Power											
	Aerospace											
	Construction											
	Gems, Jewelry											

From tools to machines to components...

Note:

- 1) Super Abrasives
- 2) Machines and Accessories
- 3) Precision Products
- 4) Dressers & STAR

- 5) Polycrystalline Diamond
- 6) Polycrystalline Cubic Boron Nitride

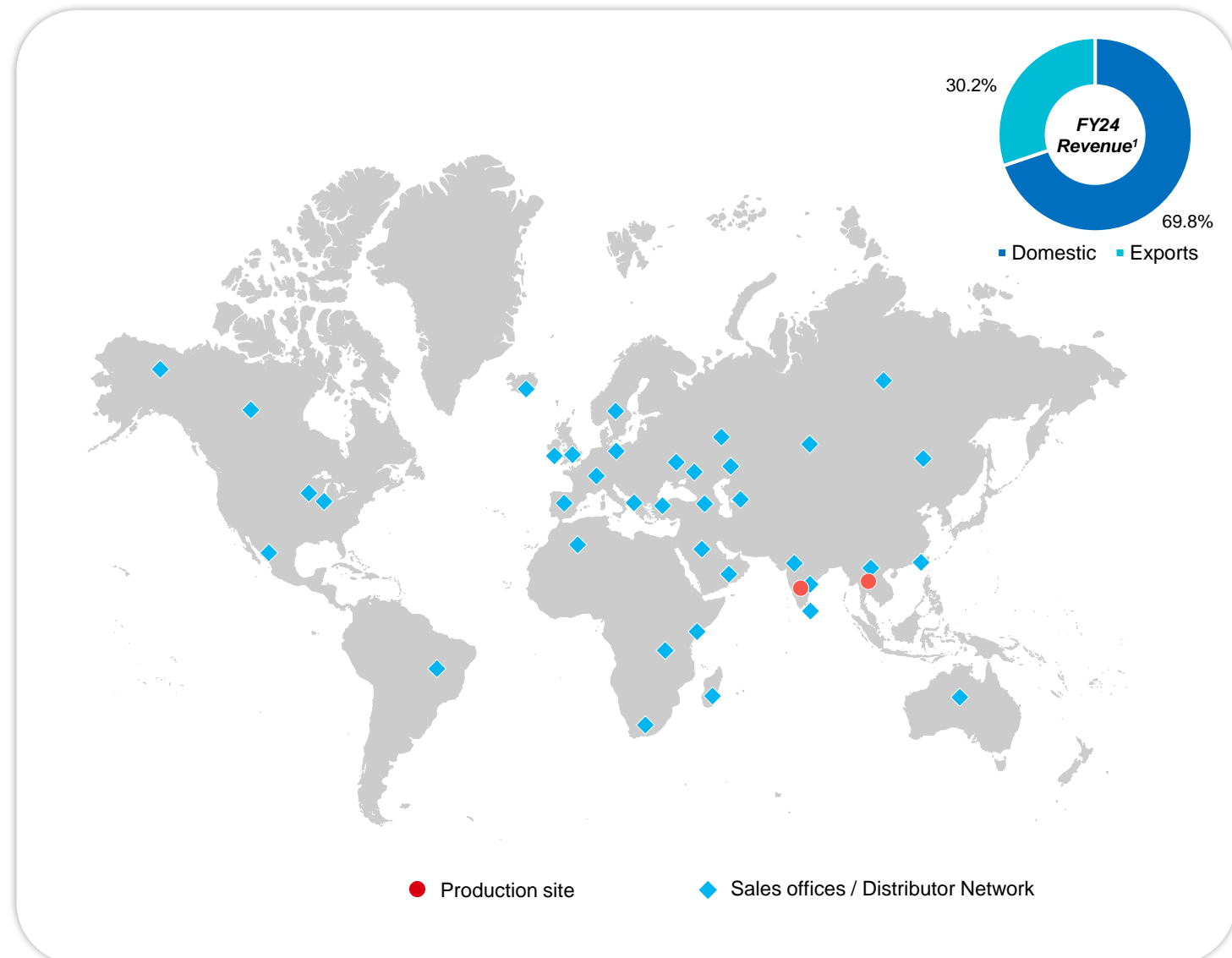
RESTRICTED

State-of-the-art manufacturing facilities and global distributor network

Manufacturing facilities

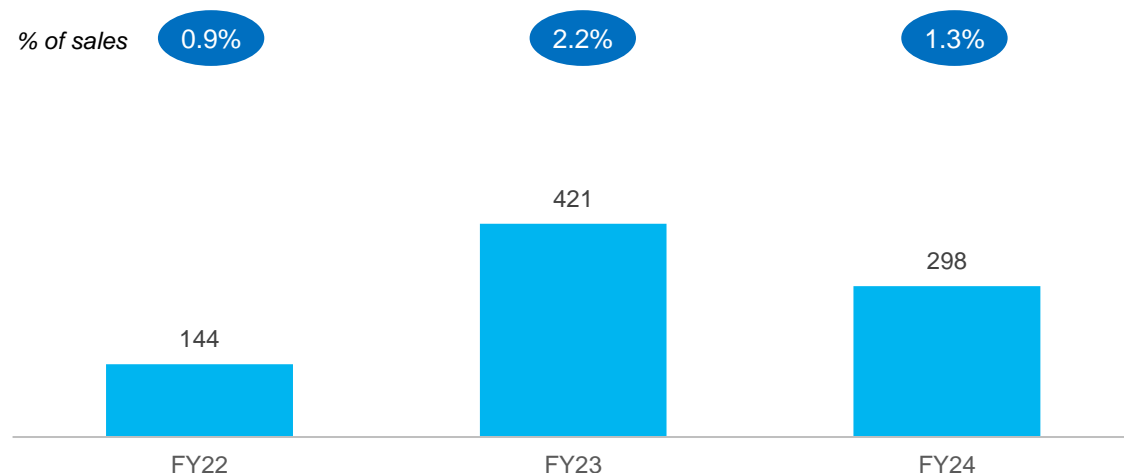


Global footprint



R&D competencies and latest initiatives to capture the future growth trend

Total R&D investments (₹ lakhs)



R&D competencies

- ✓ Technology absorption for manufacture, sales and service of insert grinding machines
- ✓ Strong process competence like sintering, vitrification, vacuum brazing, and electro-plating
- ✓ Testing and validation capabilities for high performance super abrasive materials
- ✓ Deep application knowledge for TC¹, medical, and super alloy materials
- ✓ Received Department of Scientific and Industrial Research (DSIR) recognition (Govt. of India) for inhouse R&D Centre

Note:

1) Tungsten Carbide

2) CBN: Cubic Boron Nitride

3) Outside Diameter

R&D projects in progress for Super Abrasives segment

Automotive and others



- Wheels for fettling application
- Combi rolls
- Single pass honing tool for automotive industries
- Vitrified Diamond & CBN² wheels for Crank & Cam shaft applications
- Wheels for round tool industry grinding wheels
- Wheels for solar glass & automotive glass grinding

Semiconductor and Medical



- Wheels for ingot grinding
 - OD³ grinding & Reference plane grinding wheels
- Wheels for wafer grinding
 - Dicing wheel (Hub type & Hub less type)
 - Back grinding wheel
- Design and development of testing machines for back grinding wheel
- Development of elastic bonds for orthopedic implant grinding

Select new product development on the back of strong R&D investments

Super Abrasives



Fiuting & Gashing



Razor Blade Grinding Wheel



WBM¹ Wheel



Resin Bond Wheel



Rotary Diamond Dresser



Electroplating




Vitrified CBN Wheel

Machines



*Precision Creep Feed
Grinder Procta-300*



*TC Ring Grinding Machine-
Delta 350*



*Profiling & Dressing Machine-
Opra 400*



WAC 715 / 735 Quattro



WBM¹ 221



*Rotary Surface Grinding Machine -
WRS 600H*

Precision products



Middle Plate



Lower Bearing



Lower Chamber



Spool



Eccentric Shaft



Silicon Nitride Roller

Note:
1) Wafer Bevel Machine

Strong governance is the key pillar

Board of Directors



Mr. Bhagya Chandra Rao
Chairman



Mr. Ramkumar Lakshminarayanan
Independent Director



Mr. Sridharan Rangarajan
Non-Executive Non-Independent Director



Ms. Hima Srinivas
Independent Director



Mr. Muthiah Venkatachalam
Non-Executive Non-Independent Director



Mr. Ninad Gadgil
Executive Director Chief Executive Officer

Senior Management



Mr. Ninad Gadgil
Executive Director Chief Executive Officer



Mr. Mukesh Kumar Hamirwasia
Chief Financial Officer



Mr. Uday RB
Sales & Marketing - Head



Rathinam P
SA Manufacturing & Product Management – Head



Mr. Satheesh C
DGM – HR

Environment, Social and Governance (ESG) principles are at the core of our business operations



Environment Initiatives

Effluent Treatment Plant Zero Discharge



- ✓ Zero Liquid Discharge achieved through installation of Effluent Treatment Plant (ETPs) and Sewage Treatment Plants (STPs)
- ✓ Energy intensity per rupee of turnover declined from 0.0083 to 0.0075 Mega Joule /Rupee
- ✓ Environment and tree plantation in the nearby communities by distributing and planting free saplings every year
- ✓ Circularity- Reduce, Reuse & Recycle waste conversion of aluminium scrap to Ingots



Social Initiatives

CSR donation to government school at Zuzuvadi for classroom construction



Skill development program set up in 2012 with Carborundum Universal



- ✓ Blood donation camps and Awareness on road safety
- ✓ 5S campaigns towards cleaner environment, imparting special education to the school children
- ✓ Awareness training to value chain partners- POSH, Safety, Gemba training of safety for contractors & canteen service vendors

CSR Project	# of persons benefitted from CSR Projects	% of beneficiaries from vulnerable and marginalized groups
CUMI Centre for Skill Development	89	100%
Classroom for Government school, Zuzuvadi	Students	Under construction



Governance Initiatives

ICAI Awards for Excellence in Financial Reporting



- ✓ The Board comprises of six Directors out of which three are Independent Directors including a Woman Director
- ✓ Board Directors have collective experience in diverse fields of technology, engineering, finance, management and compliance
- ✓ The Company's Annual Report for the FY21-22 had won the prestigious ICAI award for excellence in financial reporting

Awards and Certifications validating WIL's industry leading competency

Management standard systems

ISO 9001 : 2015



ISO 14001 : 2015



ISO 45001 : 2018



EN13236 : 2019



EN9100 : 2018



IATF 16949 : 2016



Awards



ICMAI Award for Excellence in Cost management for FY21-22



ICAI Silver Award for Excellence in BRSR (ESG) for FY22-23



CFO 100 Roll of Honor 2024 from CFO Collective (IMA India)

2. Business Segments



Super Abrasive (1/2)

Overview

- Offers customized diamond / CBN¹ grinding wheels in various bonding systems, rotary dressers, stationary dressers, hones and segmented products
- Recorded sales of ₹ 13,315 lakhs in FY24
- Industries like auto, auto ancillaries, steel, bearings, engineering, cutting tools etc. contributed to the growth / domestic sales
- Exploring new opportunities in medical, consumer electronics / semiconductors via technical collaborations and new product development
- Exports to US, UK, Germany, Indonesia, South Korea, etc.
- The company is focusing on identifying, targeting and onboarding new distributors, including industry specific distributors like glass, aerospace, steel in targeted countries

Key focus areas

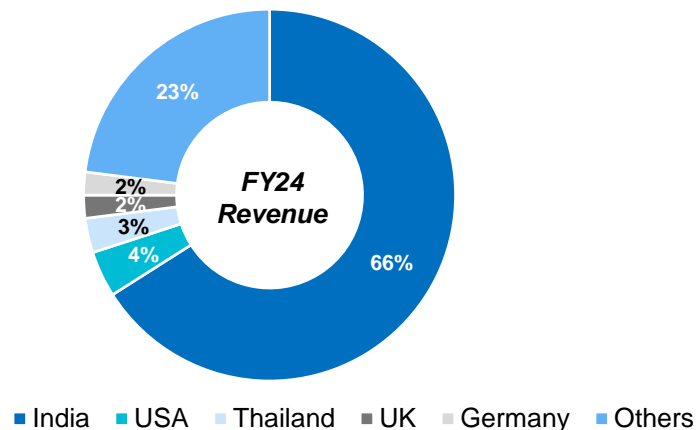


Develop new products for high growth markets like **solar glass**, **semiconductor** and **healthcare**

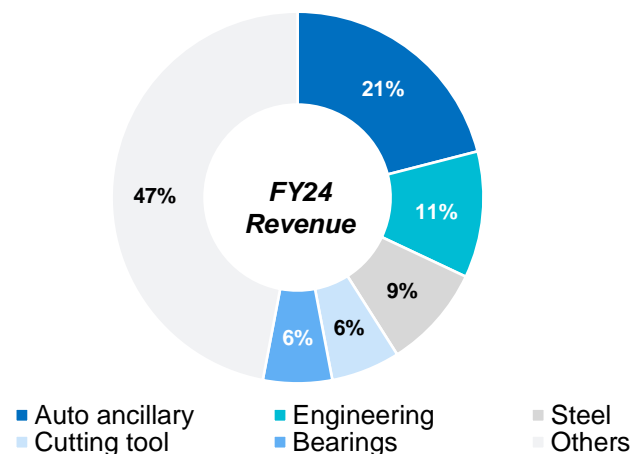


Accelerate **export sales** by focussing on **six high potential countries**

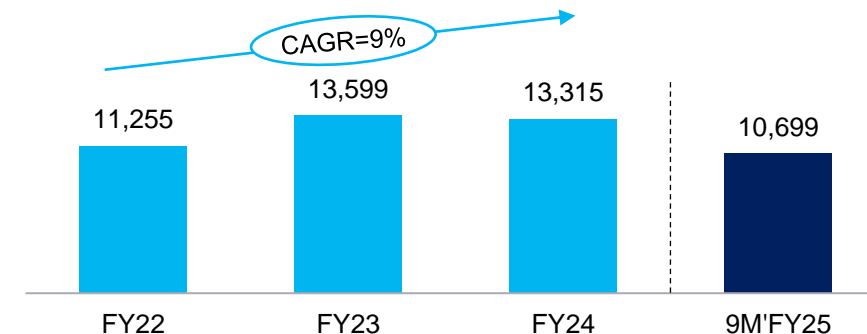
Geographic split %



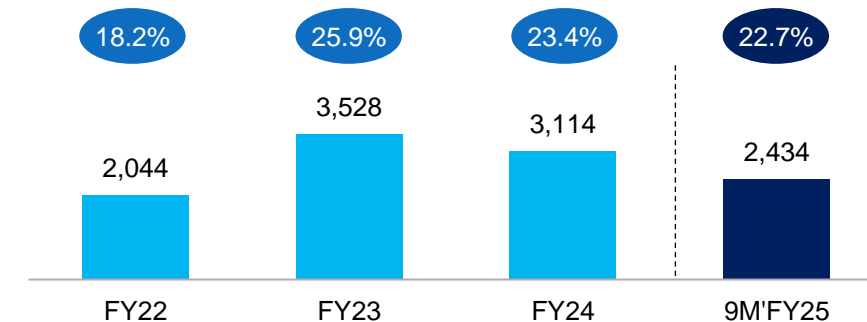
End-market split %



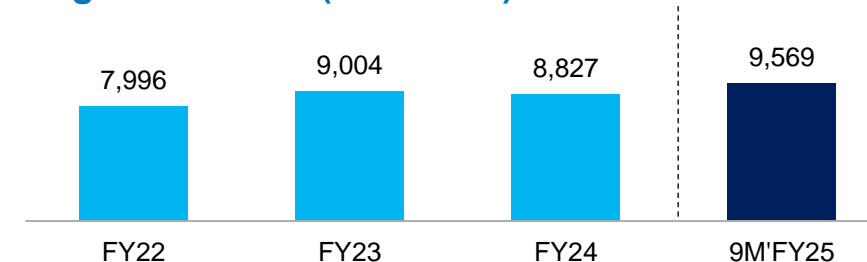
Revenue (₹ in lakhs)



EBIT (₹ in lakhs)



Segment assets (₹ in lakhs)



Super Abrasive (2/2)

Product range

Resin Bond



Metal Bond



Hybrid wheels



Vitrified & Galvanic Bond



Rotary Diamond Dresser



Fine Grinding wheels



Brazed products



Diamond segments & pellets



Machines and Accessories (1/2)

Overview

- Offers CNC¹ Horizontal & Vertical Honing Machines, Cylindrical Grinders, Creep Feed Grinding, Rotary Surface Grinding - Horizontal & Vertical
- Majority of the machines are sold to steel industry followed by cutting tools, engineering and auto industries
- Recorded its highest ever sales of ₹ 4,732 lakhs (+70% YoY) in FY24 despite supply chain issues
- Timely execution and delivery ensured by better planning, bulk ordering of parts, advanced schedule release for timely execution, and standardization of design parts
- Key end markets include Automotive, Defense & Aerospace, Cutting tools and Power
- The Company's strategy of dynamic contract review and micro level planning has won customer recognition
- Focus on improving operational efficiency through Total Employee Involvement (TEI), relay-out of shop to increase the number of assembly bays
- Machine sales in export markets have achieved good growth and wide customer acceptance

Key focus areas

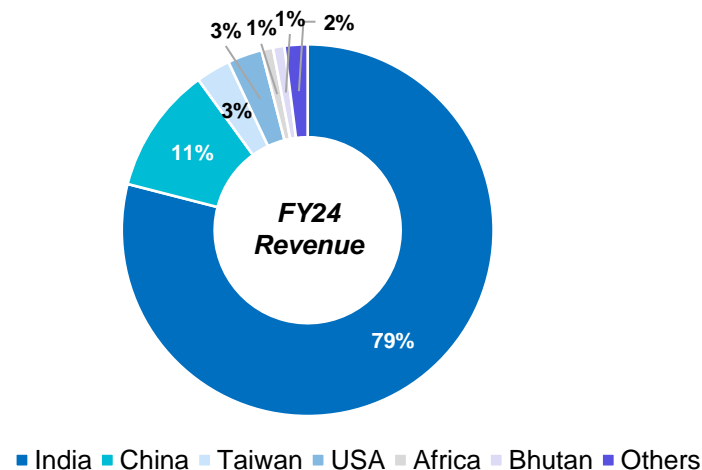


Regain premier **market share** in **carbide insert machine industry** through **inert periphery grinding machines**

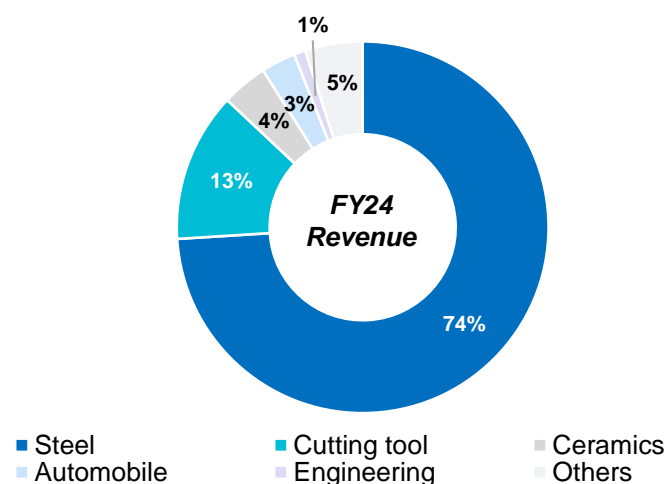


Focus on lucrative '**service revenue**' from WIL's **large installed base**

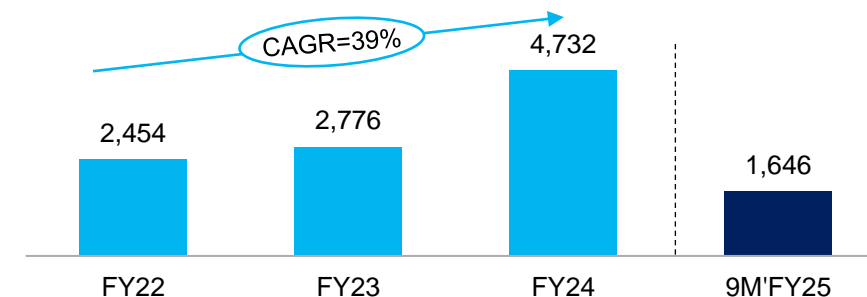
Geographic split %



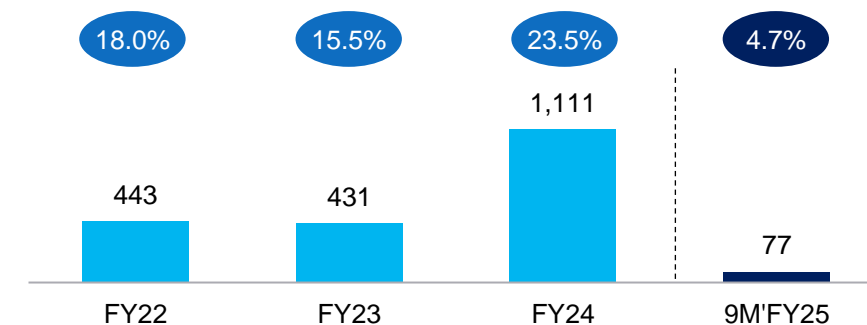
End-market split %



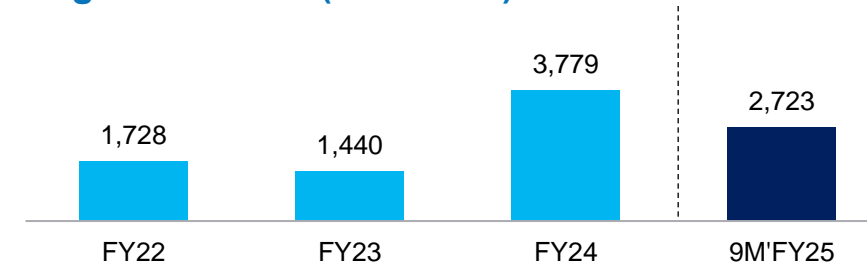
Revenue (₹ in lakhs)



EBIT (₹ in lakhs)



Segment assets (₹ in lakhs)



Note:

1) CNC: Computerized Numerical Control

RESTRICTED

Machines (2/2)

Product range

Surface grinding



Cylindrical grinding



Tool and cutter grinding machine



Wheel dressing & profiling machines



CNC profiling dressing machines



Double side fine grinding machine



TC Roll & Guide Roll Grinding machine



Note:

- 1) CNC: Computerized Numerical Control
- 2) TC: Tungsten Carbide

Precision Products (1/2)

Overview

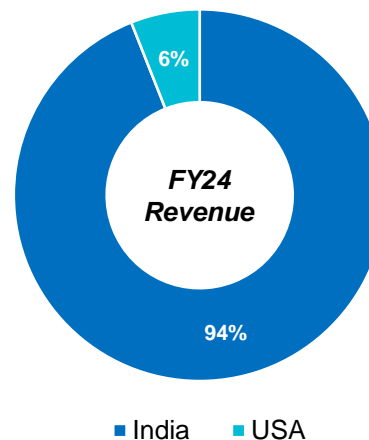
- Existing product offering includes vanes, distance piece, TP blade¹, inserts
- Expanding into new products like silicon nitride roller, rotors and rings etc. and started regular billing
- Recorded sales of ₹ 2,733 lakhs in FY24 (-5% YoY). The sales were impacted due to schedule deferment and lower volume off take by end customers
- However, the company continues to focus on developing new products for its components business as part of its de-risking strategy
- Aims to accelerate business in Indian 3D Printing market and facilitate complex designs and production of parts
- Established insert grinding facility in Pune to capture the strong trend in the fuel injector space & carbide insert grinding

Key focus areas

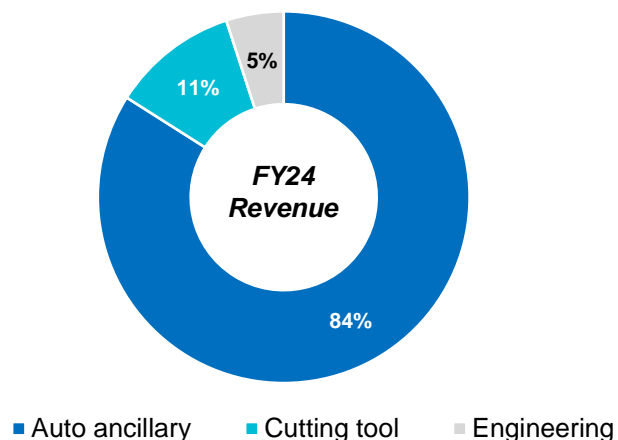


Develop **low-cost** vanes for **steering, hydraulics, compressor** for **refrigeration** and **air conditioning** industry

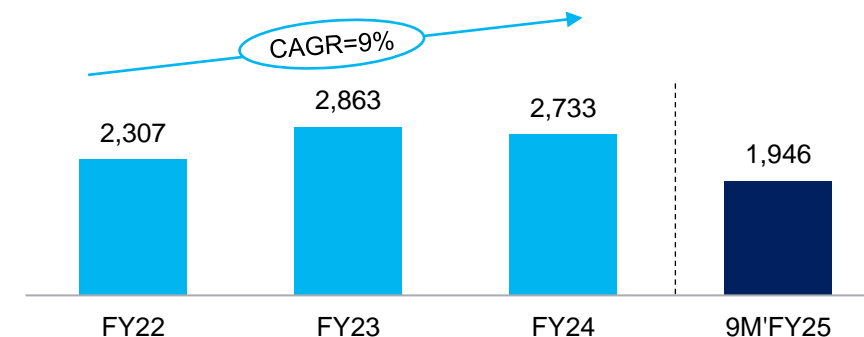
Geographic split %



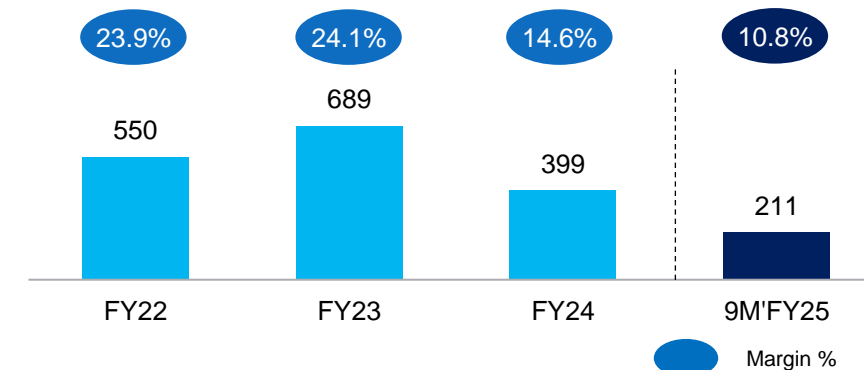
End-market split %



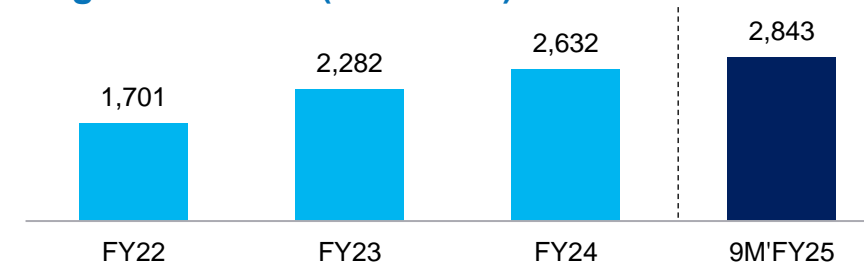
Revenue (₹ in lakhs)



EBIT (₹ in lakhs)



Segment assets (₹ in lakhs)



Note:
1) TP blade: Tuck point blade

Precision products (2/2)

Product range

Vanes



Distance piece



CB 18 sub assembly pump



Grinding of inserts and Ceramics



Transfer blades



Shoe cam roller

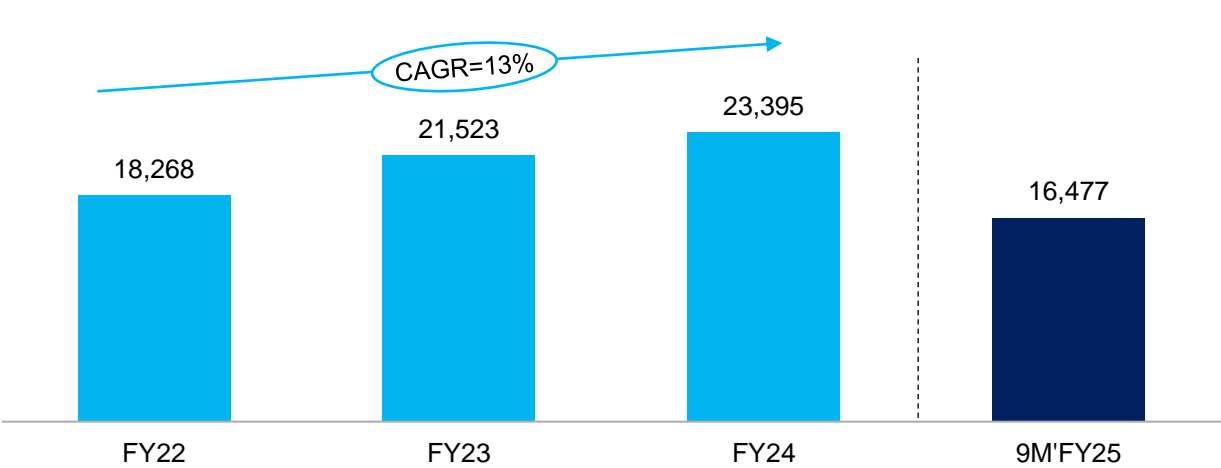


3. Financial Performance

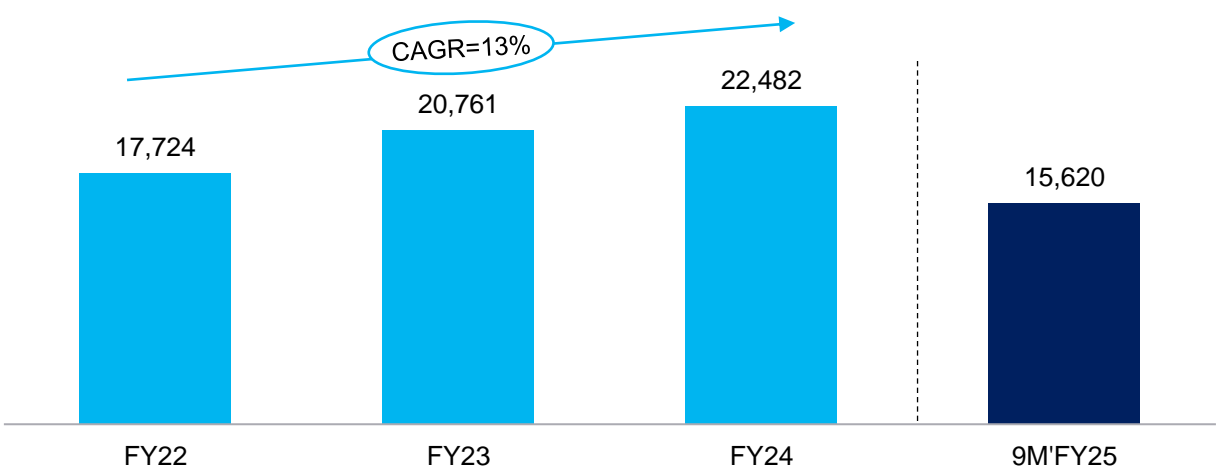


Consolidated Financials Performance (1/2)

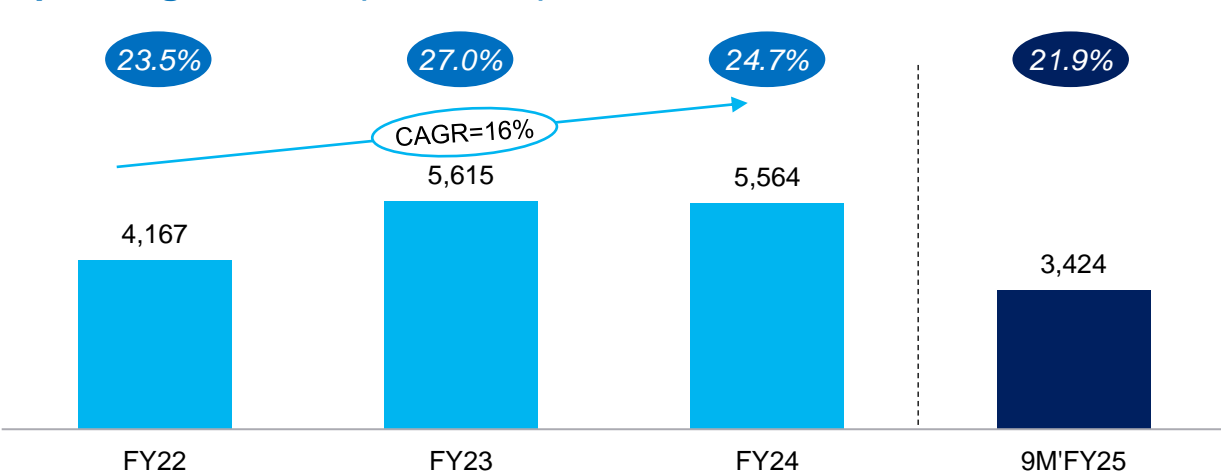
Total Income¹ (₹ in lakhs)



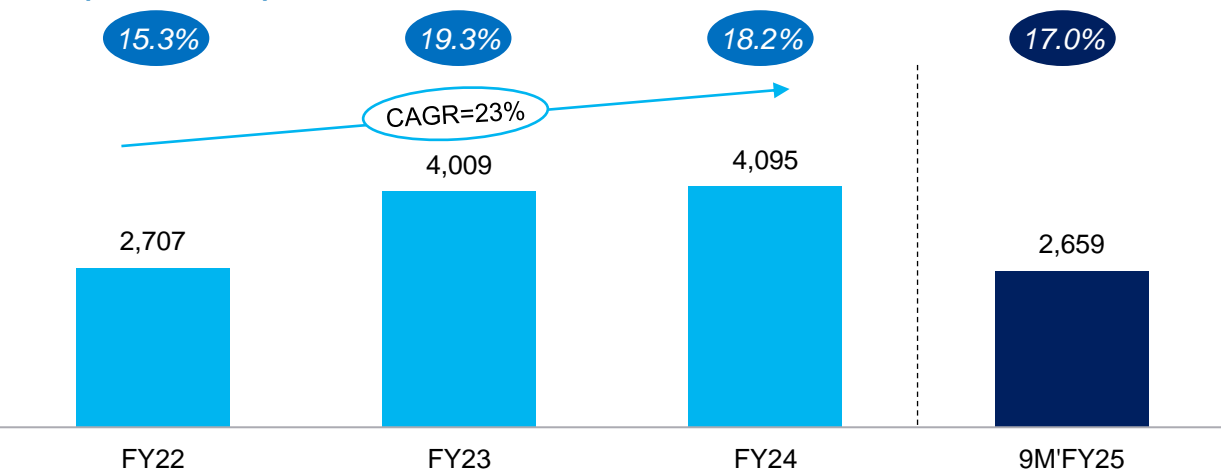
Net Revenue (₹ in lakhs)



Operating EBITDA² (₹ in lakhs)



PAT (₹ in lakhs)

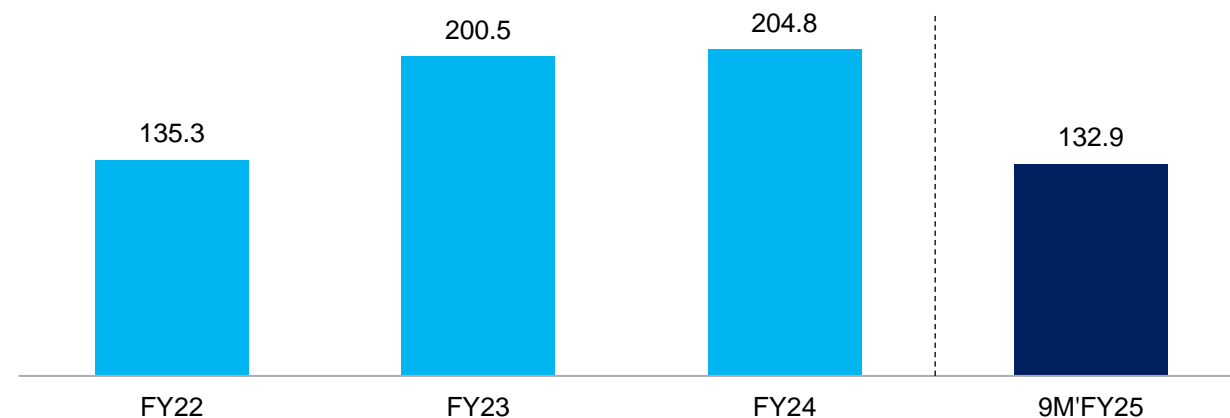


● Margin %

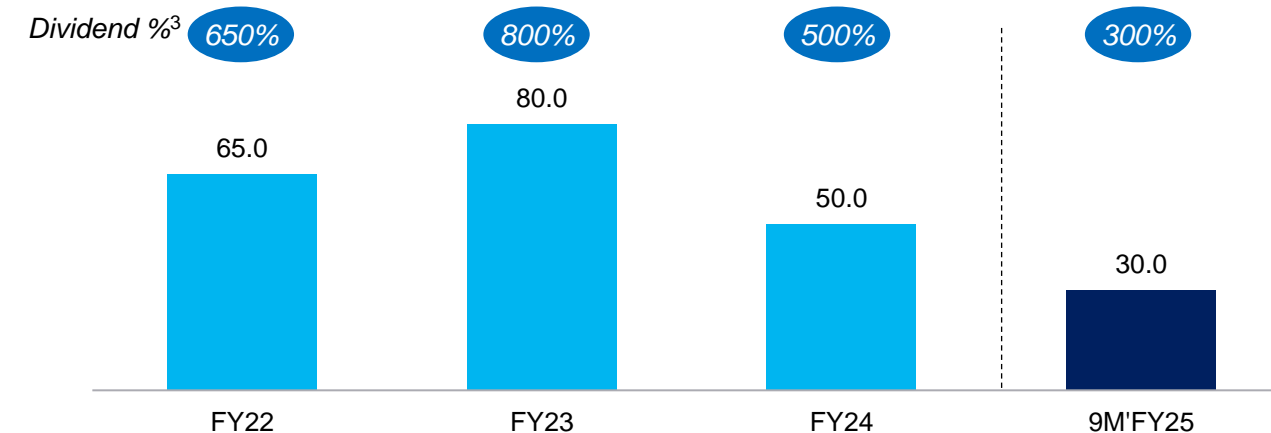
Note:
 1) Includes other operating income and other income
 2) Excludes exceptional items and other income

Consolidated Financials Performance (2/2)

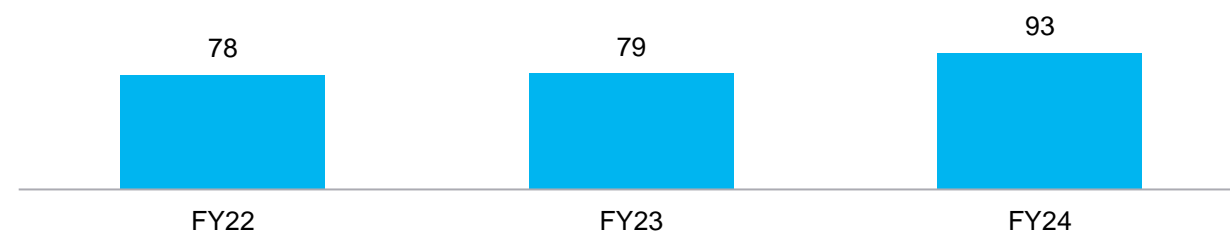
Earnings Per Share (₹ share)



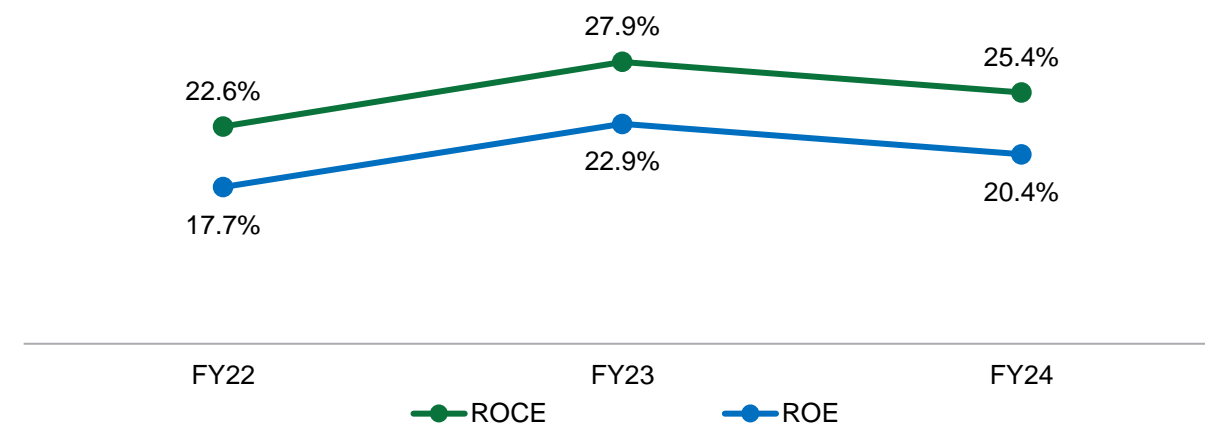
Dividend per share (₹ share)



Net Working Capital Days¹



ROCE² and ROE²



Note:

- 1) Net working capital = Receivables days + Inventory days – Payables days; Receivable days = $365 \times \text{Average Receivables} / \text{Net Revenue}$; Payables days = $365 \times \text{Average Payables} / \text{Net Revenue}$; Inventory days: $365 \times \text{Average Inventory} / \text{Net Revenue}$
- 2) Profit before Interest & Tax (Excluding exceptional items) / Capital employed = Tangible net worth + Deferred tax liab - intangible assets; Return on Equity = PAT / Average Shareholder's Equity
- 3) Dividend % on face value of ₹ 10 per share

RESTRICTED

4. Transaction update & Others



Transaction background and update



Wendt India Limited will acquire the absolute ownership of the “Wendt” brand and trademarks

- ✓ Subject to shareholders approval, the company will acquire from Wendt GmbH, the **absolute ownership of brands and trademarks** worldwide with over **60 registrations** in **40 countries**, free and clear of any encumbrances for an amount not exceeding EUR3.8m (~INR34crs.)
- ✓ WIL to enter and/or continue **contract(s)**¹ with **Wendt GmbH** for FY25 and FY26 to help contribute to the business growth, competitiveness and efficiency of the company

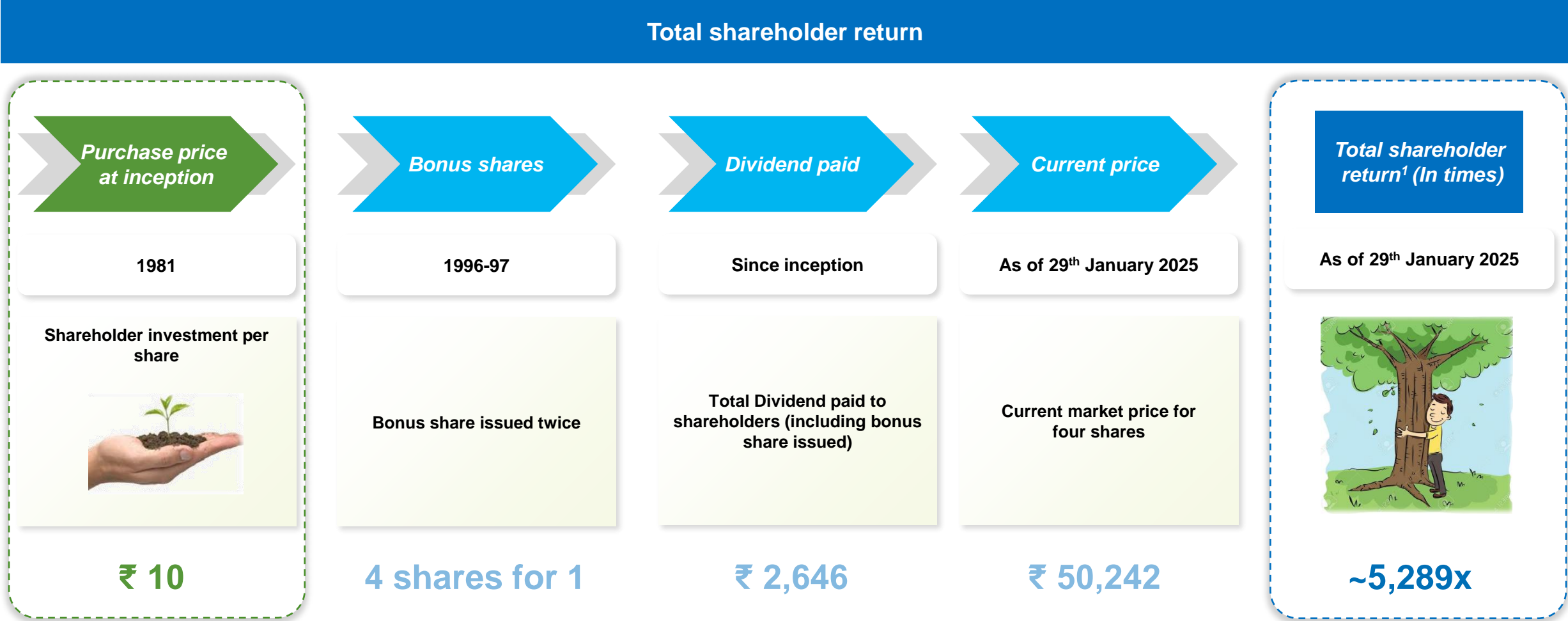
Source: NSE India, Company filings

Note:

1) Purchase/sale of goods and materials, availing / rendering of any services, commission income, consideration for trademark assignment, technology license fee, dividend and other transactions for the purpose of business

RESTRICTED

Significant value creation since WIL's inception for its shareholders



Source: NSE India, Company filings
 Note:
 1) Total shareholder return (In times) = ((4 * Current market price per share) + Total Dividend paid to shareholders) / Shareholder investment per share



WENDT