

REF: POEL/BNS/BSE/2026-27/11
MAY 25, 2026

BSE LIMITED
PHIROZE JEEJEEBHOY TOWERS
DALAL STREET
MUMBAI- 400001

Scrip Code - 539195

DEAR SIR,

Sub: Result Presentation for quarter and year ended March 31, 2026
Ref: Regulation 30 of the SEBI (Listing Obligations and Disclosure Requirements) Regulations, 2015

With reference to the above captioned subject, we enclose herewith the Result Presentation for the Quarter and Year ended March 31, 2026. The aforesaid Result Presentation is also being disseminated on the website of the company at www.poel.in.

This is for your information and record.

Thanking You,

Yours faithfully,
For **POCL ENTERPRISES LIMITED**

AASHISH KUMAR K JAIN
COMPANY SECRETARY & FINANCE HEAD

Financial Results

Quarter & Year Ended March 2026



POCL Enterprises Limited

Disclaimer

This communication, except for the historical information, may contain statements which reflect the Management's current views and estimates and could be construed as forward-looking statements. The future involves many risks and uncertainties that could cause actual results to differ materially from the current views being expressed. Potential risks and uncertainties include such factors as general economic conditions, foreign exchange and commodity price fluctuations, competitive product and pricing pressures and regulatory developments.

About Us

- POCL Enterprises Limited operates with a separate management team and has created its own brand value with a registered trade name of POEL. POEL was established in 1988 and currently has 3 major divisions:
 - Metallic Oxides Division – Lead Oxides & Zinc Oxide
 - PVC Stabilisers Division – Lead Stabilisers and Calcium-Zinc Stabilisers
 - Metals Division – Lead Smelting, Refining & Alloying
- POEL currently has 5 factories as follows:
 - Unit 1 at Puducherry – Zinc Oxide, Litharge, Grey Oxide, Barton Pot Oxide & Red Lead
 - Unit 2 at Puducherry – PVC Stabilisers
 - Unit 4 at Maraimalai Nagar - Lead Smelting, Refining & Alloying
 - Unit 5 at Thiruvallur – Zinc Refining & Zinc Oxide
 - Unit 6 at Maraimalai Nagar – Lead Smelting, Refining & Alloying
- POEL is a proud ISO 9001:2015, 14001:2015 and 45001:2018 certified Company. POEL is also listed on the Bombay Stock Exchange (BSE) with Scrip Code - 539195
- POEL is recognised with the esteemed Two Star Export House status and also AEO Tier-1 status which underscores POEL's significant contributions to global trade
- The brand “POEL” has been awarded the Brand Listing from the Multi Commodity Exchange (MCX) and London Metal Exchange (LME) for Pure Lead manufactured at its Maraimalai Nagar facility.

Product Applications

Zinc Oxide is used as an additive in numerous materials and products including cosmetics, food supplements, rubbers, plastics, ceramics, paints, etc. It's major industrial application is towards the Tyre manufacturing industry and associated rubber products.


Lead Oxides such as **Lead Sub-Oxide & Red Lead Oxide** is primarily used in the manufacturing of Lead-acid batteries.

Litharge is primarily used in the manufacturing of PVC Lead Stabilisers and rigid and flexible PVC Piping. It is also used in the manufacturing of paints and pigments, industrial ceramics, lubricants and greases, etc.

PVC Stabilisers has wide applications which includes PVC Pipes & Fittings, Window Profiles, Cable Insulations, Footwear and Foam Boards, etc.

Lead Metal & Lead Alloys are primarily used in the manufacturing of Lead-Acid Batteries & other battery components. It is also used in the manufacturing of Cable Sheaths, Ammunition, X-Ray Shields, etc.

Promoters



Padam Bansal
Non Executive

He holds a PhD from the University of Kansas and is a gold medallist in B.Pharm from Banaras Hindu University. Additionally, he is affiliated with multinational companies like Johnson and Johnson.



Sunil Bansal
Managing Director,
Finance

He possesses over three decades of experience in the area of finance, commercial dealings and material sourcing for the zinc and lead industry.



Devakar Bansal
Managing Director,
Operations

He possesses over three decades of experience in the area of production, particularly zinc and lead oxides, PVC stabilisers, and lead recycling

Promoters



Amber Bansal
Director, Finance
and Operations

He is a qualified chartered accountant with over five years of experience at KPMG. He is now in charge of company's financial decisions and overall operations of the company.



Harsh Bansal
Director,
Commercial Operations

He is an MBA from SP Jain with over eight years of experience in lead and zinc industry. He is now in charge of company's procurement activities and expanding export client base.



Sagar Bansal
Whole-time Director

Mr. Sagar Bansal holds a Bachelor's in Chemical Engineering, an MS in Project Management and an MBA in Finance & Management Consulting. With over 12 years of experience in cybersecurity and management consulting, he leads strategic planning and operations at POEL.



Nupur Bansal
Whole-time Director

She is an experienced professional in retail strategy, brand development, and visual merchandising. Holding a Bachelor's in Media Studies and a Marketing Diploma from LIBA, she plays a key role in shaping and expanding the POEL brand.

Managing Director's Message

Dear Shareholders and Stakeholders,

FY 2025–26 was a year of both global uncertainty and strategic transformation for POCL Enterprises Limited. The geopolitical tensions arising from the Iran–US conflict led to supply chain disruptions, increased freight costs, and a sharp rise in crude oil prices, impacting overall operational costs across industries. Despite these external challenges, POEL delivered a strong financial performance during Q4 FY 2025–26, reflecting the resilience of our business model and operational discipline.



Sunil Bansal

For Q4 FY 2025–26, POEL reported revenue of INR 332.29 crores with EBITDA of INR 18.27 crores and PAT of INR 9.70 crores. For the full year, the Company achieved revenues of INR 1,431.69 crores (INR 1450.10 crores in FY 24–25) and PAT of INR 39.61 crores (INR 31.18 Crores in FY 24–25), while net profit margins improved from 2.15% to 2.76%, demonstrating continued improvement in operational efficiency and profitability.

During Q4, our Lead Alloying & Refining facility at Maraimalai Nagar underwent a major modernization and infrastructure upgrade, resulting in a planned shutdown of approximately 25 days. This temporarily impacted sales during the quarter; however, the facility is now fully operational with improved efficiencies, optimized processes, and enhanced environmental compliance standards.

Managing Director's Message

A major highlight of the year has been the performance of our associate company, Planetfirst Green Private Limited, which achieved a turnover of approximately INR 245 crores during FY 2025–26 with effective operations of only around seven months and has turned the company profitable. The company also successfully expanded its lead refining capacity from 21,000 MTPA to 37,500 MTPA, positioning it strongly for future growth.





While POEL's standalone year-on-year revenue remained stable, it is important to recognize the long-term strategic value created through our investment in Planetfirst. The Board has approved the proposed merger of Planetfirst with POEL, subject to regulatory approvals. With the expanded capacities becoming fully operational, we anticipate Planetfirst generating annual revenues of approximately INR 700 crores in FY 2026–27, which could potentially increase POEL's topline by nearly 50%. We also expect overall net margins to improve to approximately 4% in the upcoming financial year.

Looking ahead, POEL remains committed to expanding its presence across the non-ferrous metals sector and is actively pursuing diversification opportunities in Copper, Tin, and other value-added metal segments to drive long-term sustainable growth.

We sincerely thank our shareholders, customers, employees, bankers, and business partners for their continued trust and support.

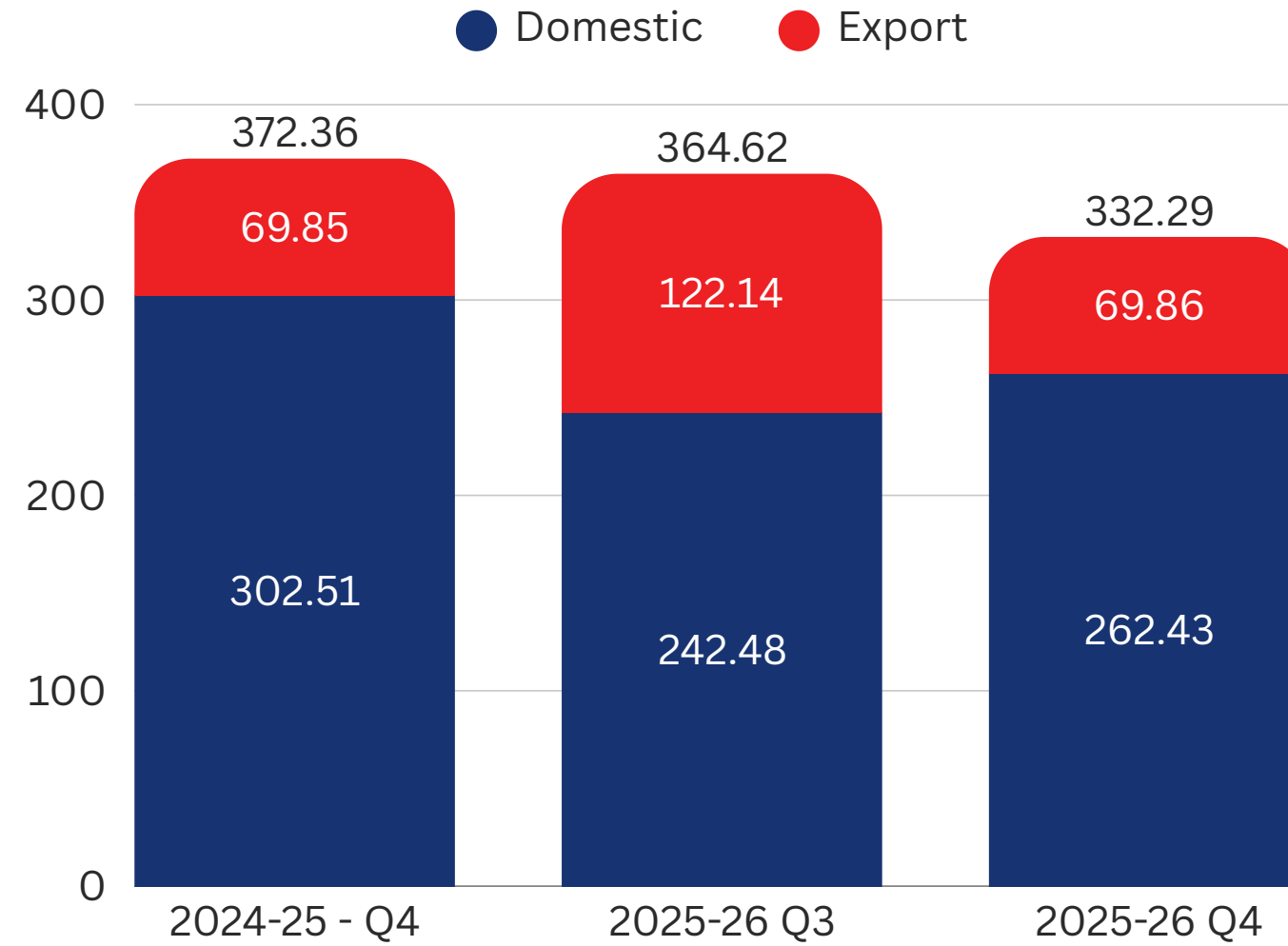
Financial Highlights of POEL

(Rs. in Crores)

Period	 Revenue	 EBDITA	 PBT	 PAT
Q4 - FY26	332.29	18.27	12.98	9.70
FY 2025-26	1,431.69	75.77	53.61	39.61
FY 2024-25	1,450.10	63.93	41.80	31.18

Revenue - Quarterly Comparison

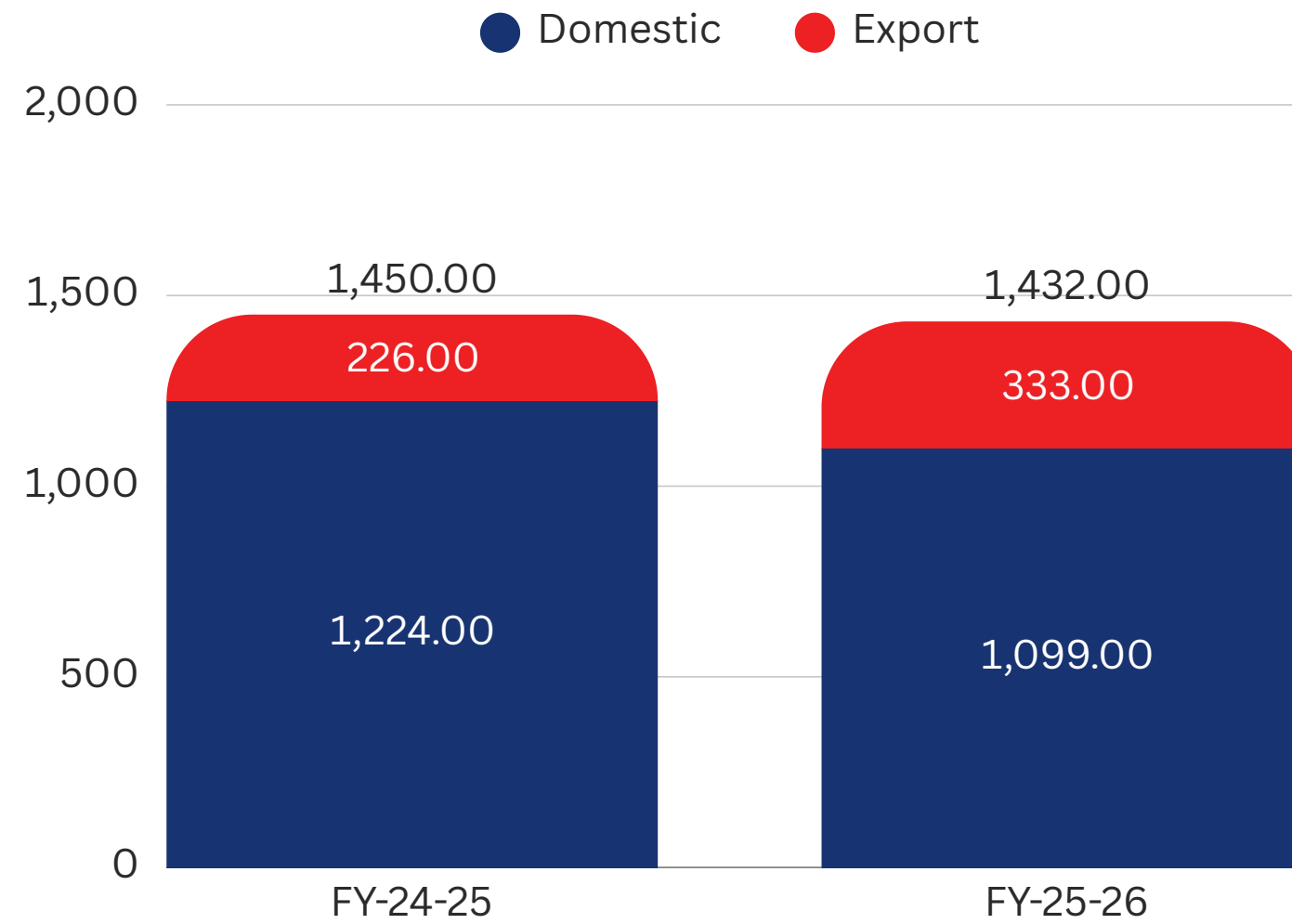
(Rs in Crores)



Quarter	Domestic	Export	Total
2024-25 - Q4	302.51	69.85	372.36
2025-26 - Q3	242.28	122.14	364.42
2025-26 - Q4	262.43	69.86	332.29

Revenue - Yearly

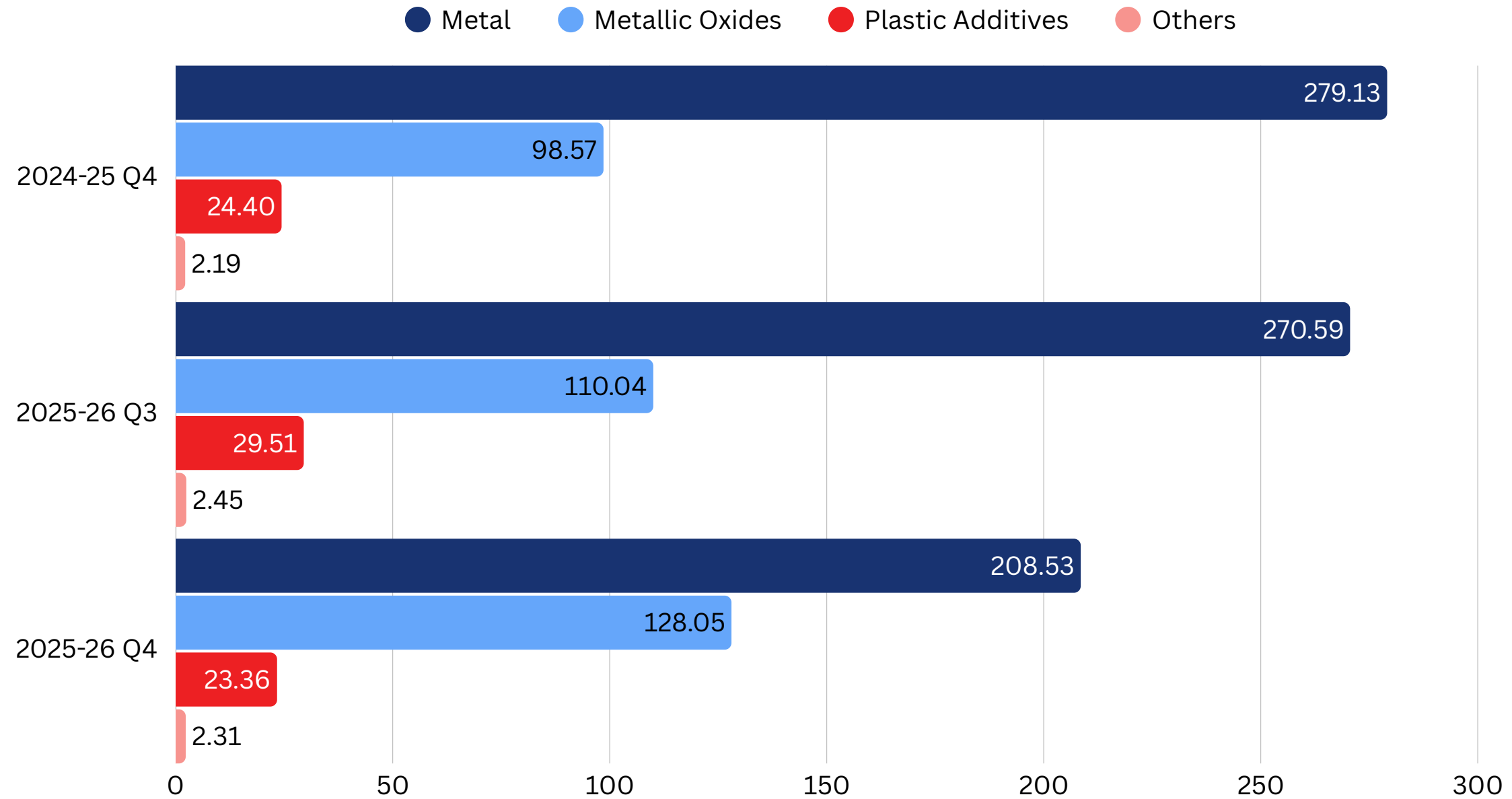
(Rs in Crores)



Quarter	Domestic	Export	Total
FY-24-25	1,224	226	1,450
FY-25-26	1,099	333	1,432

Segmentwise Revenue - Quarterly

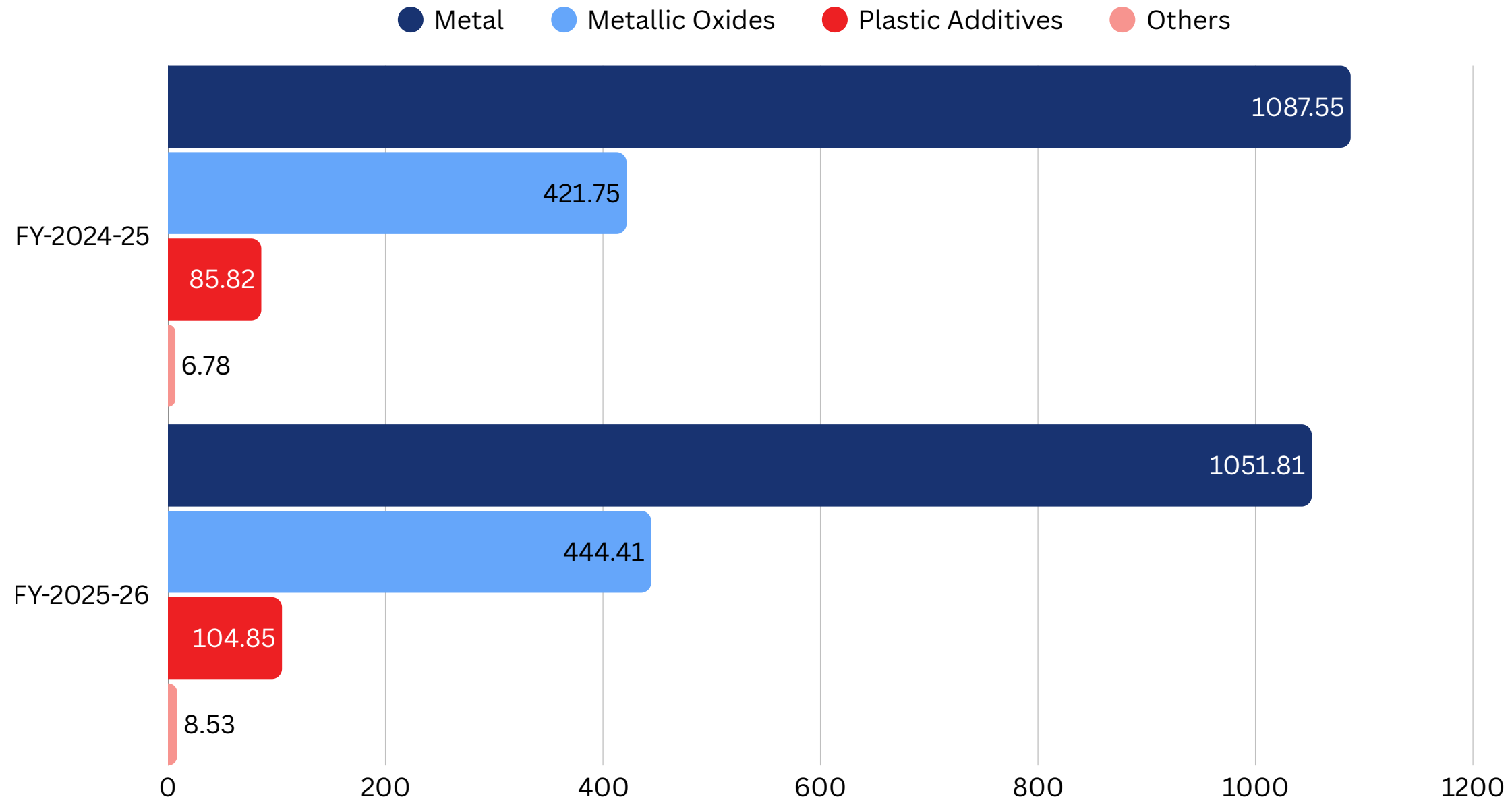
(Rs in Crores)



	Metal	Metallic Oxides	Plastic Additives	Others
2024-25 Q4	279.13	98.57	24.40	2.19
2025-26 Q3	270.59	110.04	29.51	2.45
2025-26 Q4	208.53	128.05	23.36	2.31

Segmentwise Revenue - Yearly

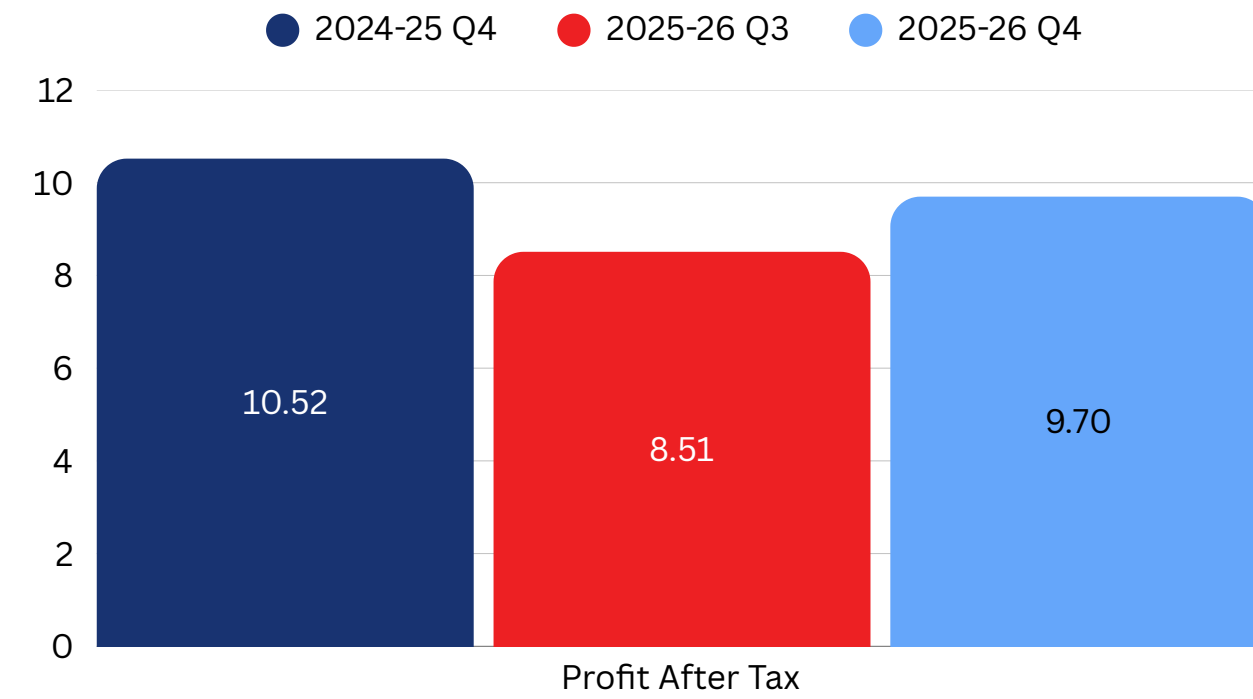
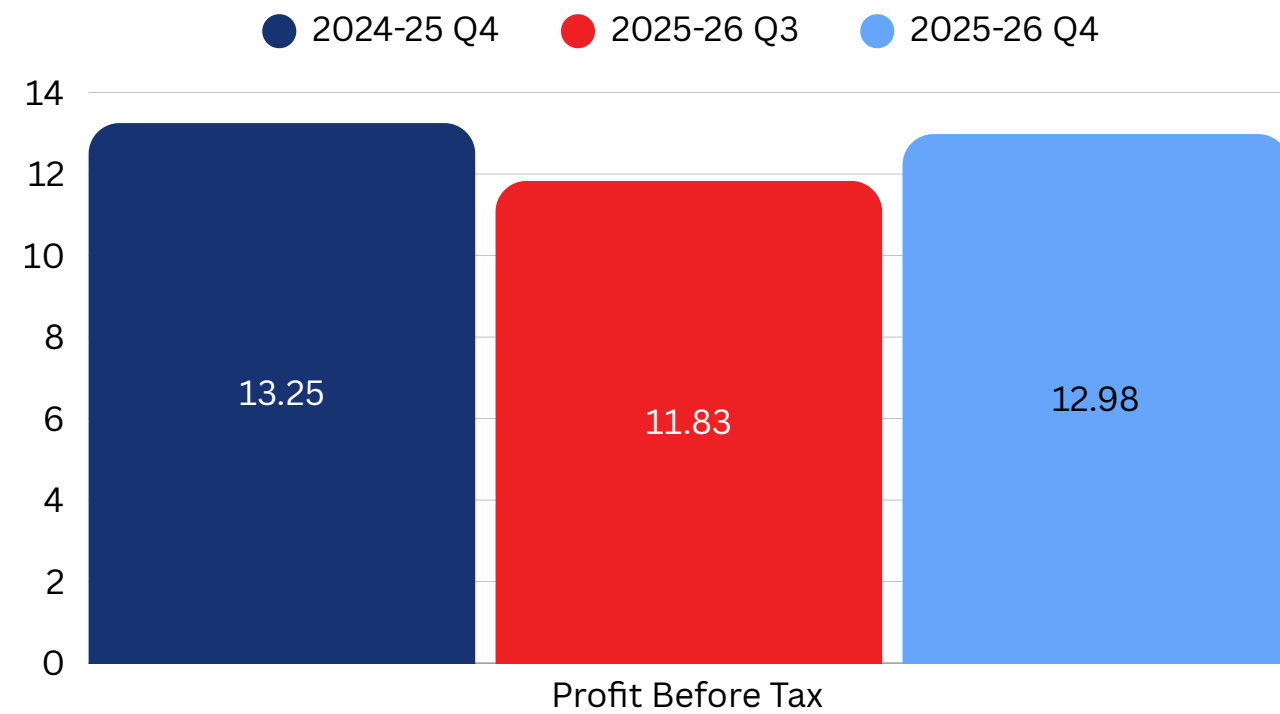
(Rs in Crores)



	Metal	Metallic Oxides	Plastic Additives	Others
FY-2024-25	1,087.55	421.75	85.82	6.78
FY-2025-26	1,051.81	444.41	104.85	8.53

Profitability - Quarterly

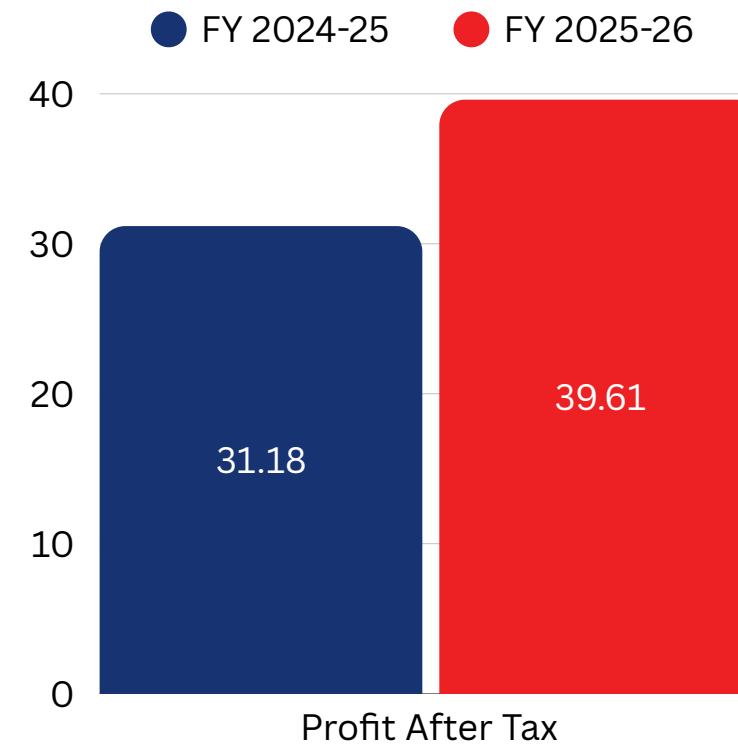
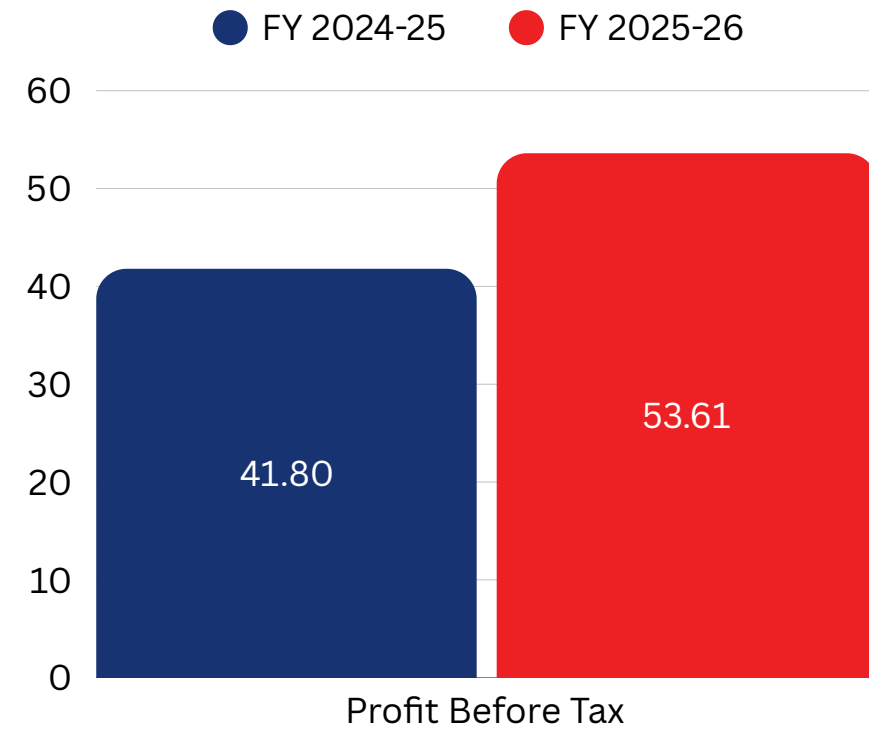
(Rs. in Crores)



	Profit Before Tax	Profit after Tax	% on Revenue
2024-25 Q4	13.25	10.52	2.82 %
2025-26 Q3	11.83	8.51	2.32 %
2025-26 Q4	12.98	9.70	2.91 %

Profitability - Yearly

(Rs. in Crores)

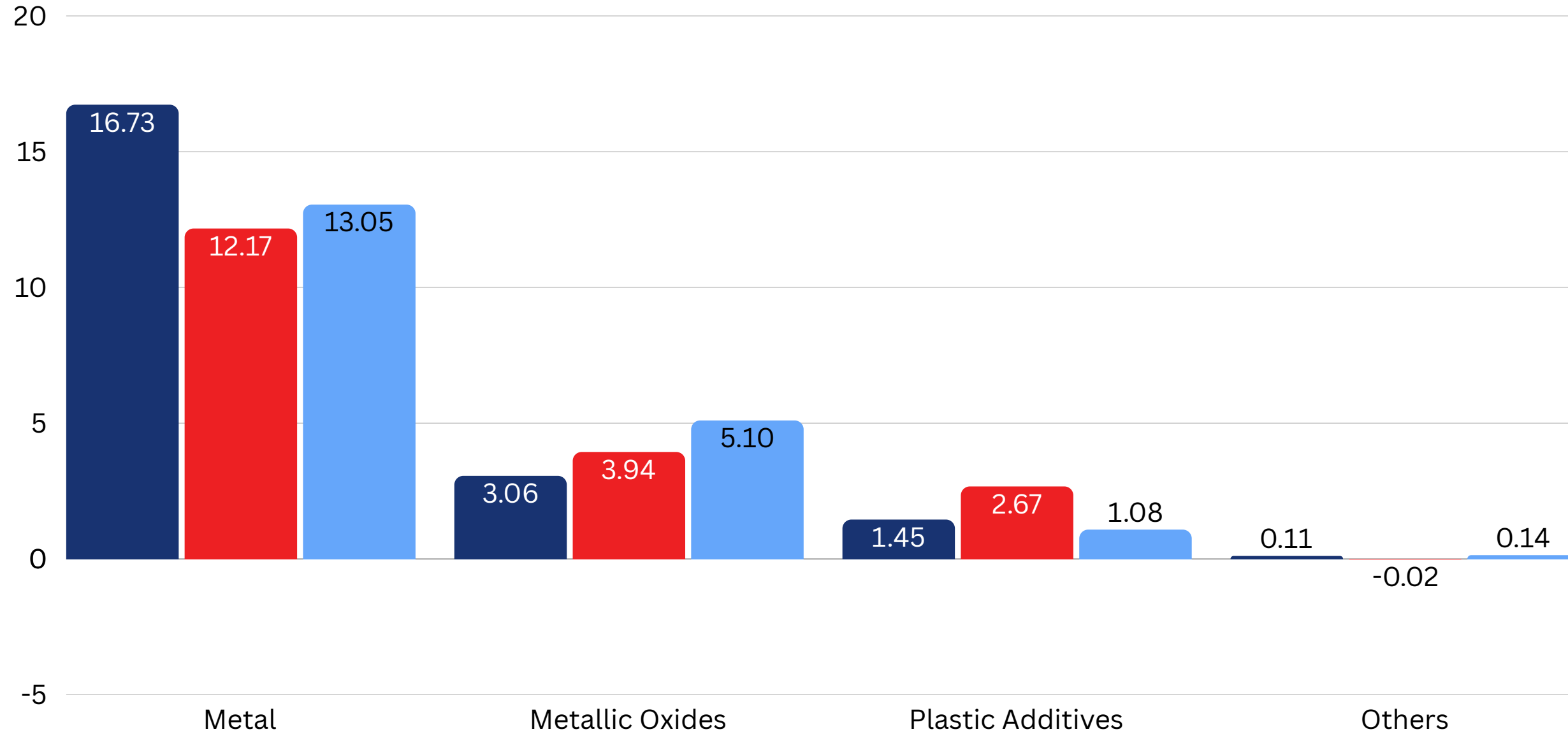


	Profit Before Tax	Profit after Tax	% on Revenue
FY 2024-25	41.80	31.18	2.15 %
FY 2025-26	53.61	39.61	2.76 %

Segmentwise Profitability - Quarterly

(Rs. in Crores)

● 2024-25 Q4 ● 2025-26 Q3 ● 2025-26 Q4

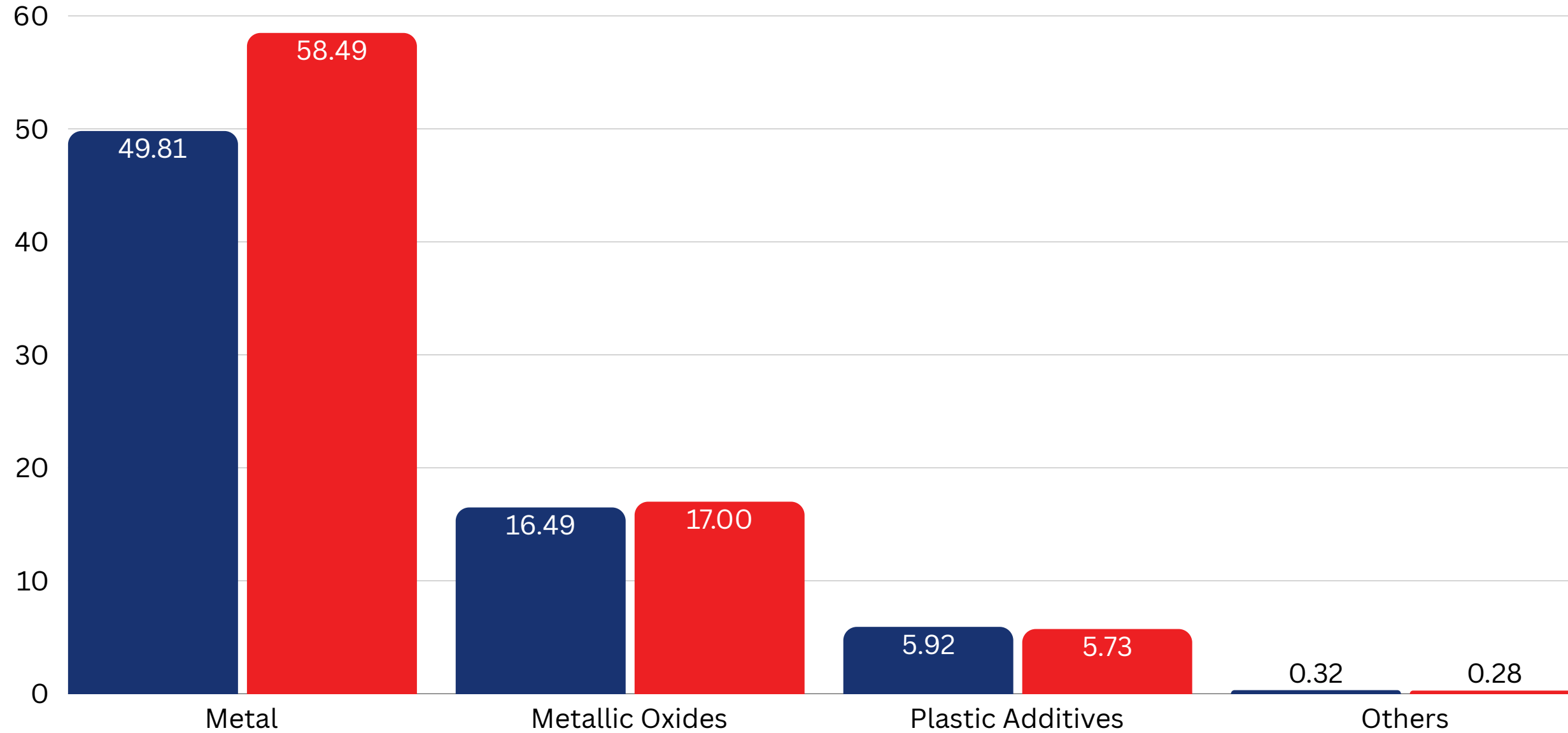


Particulars	2024-25 Q4	2025-26 Q3	2025-26 Q4
Metal	16.73	12.17	13.05
Metallic Oxides	3.06	3.94	5.10
Plastic Additives	1.45	2.67	1.08
Others	0.11	-0.02	0.14

Segmentwise Profitability - Yearly

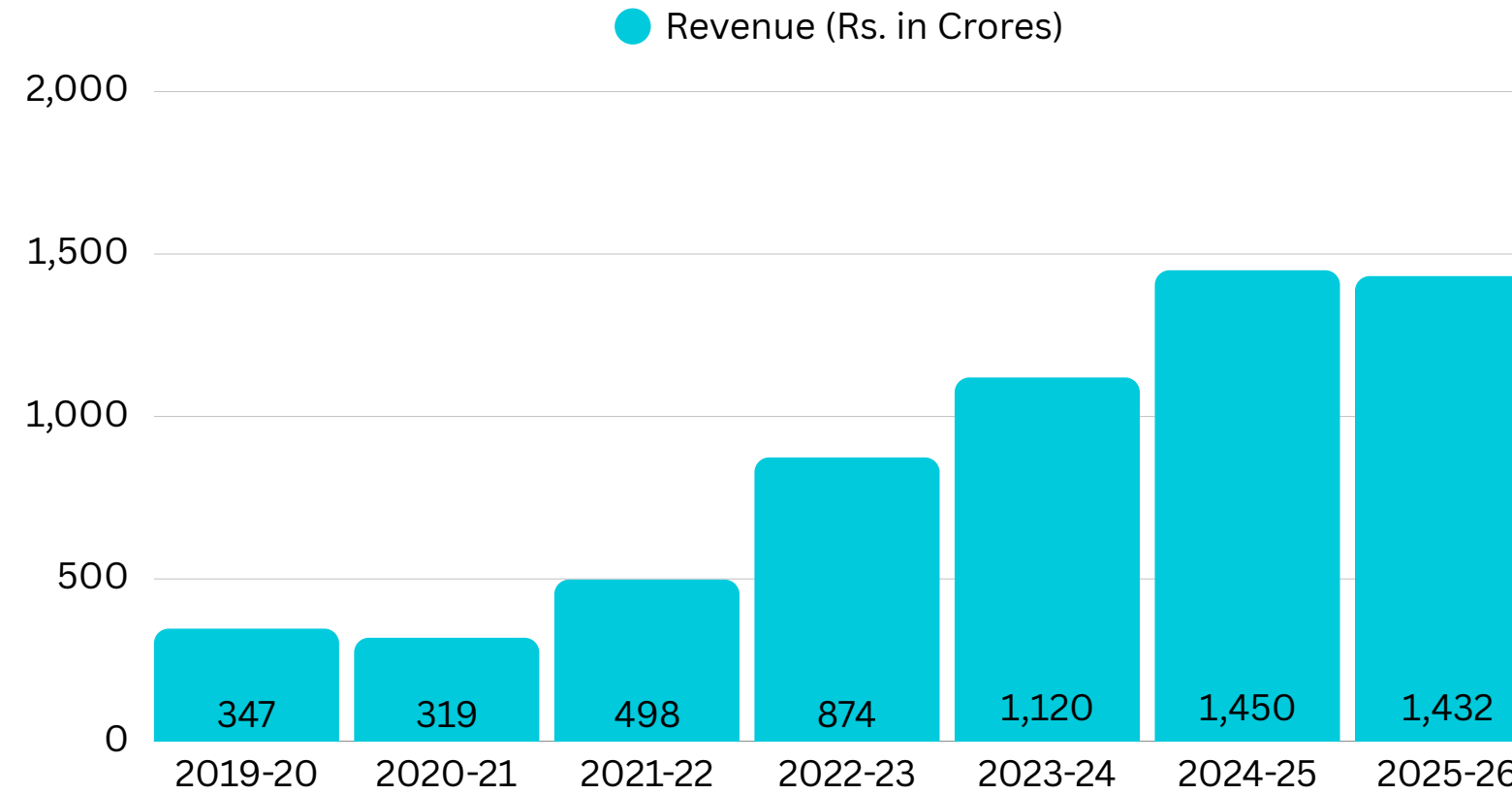
(Rs. in Crores)

● FY-2024-25 ● FY-2025-26



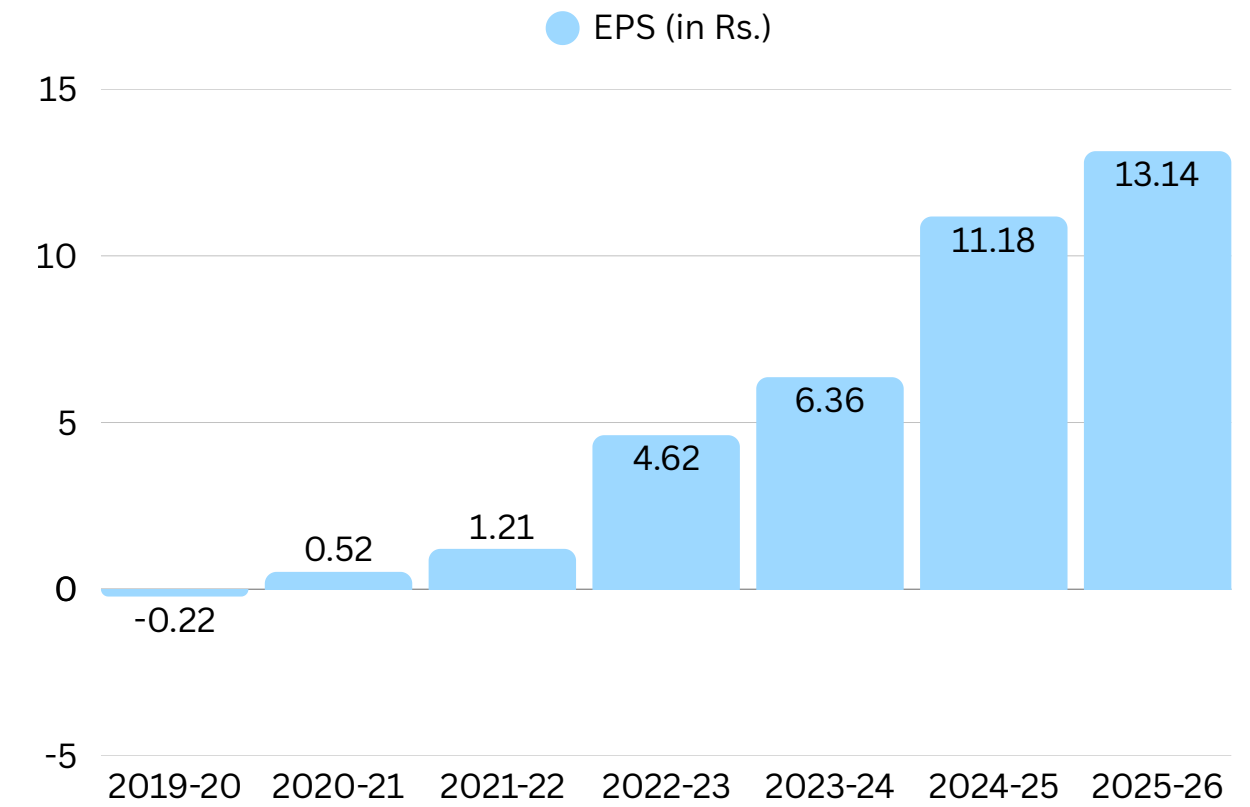
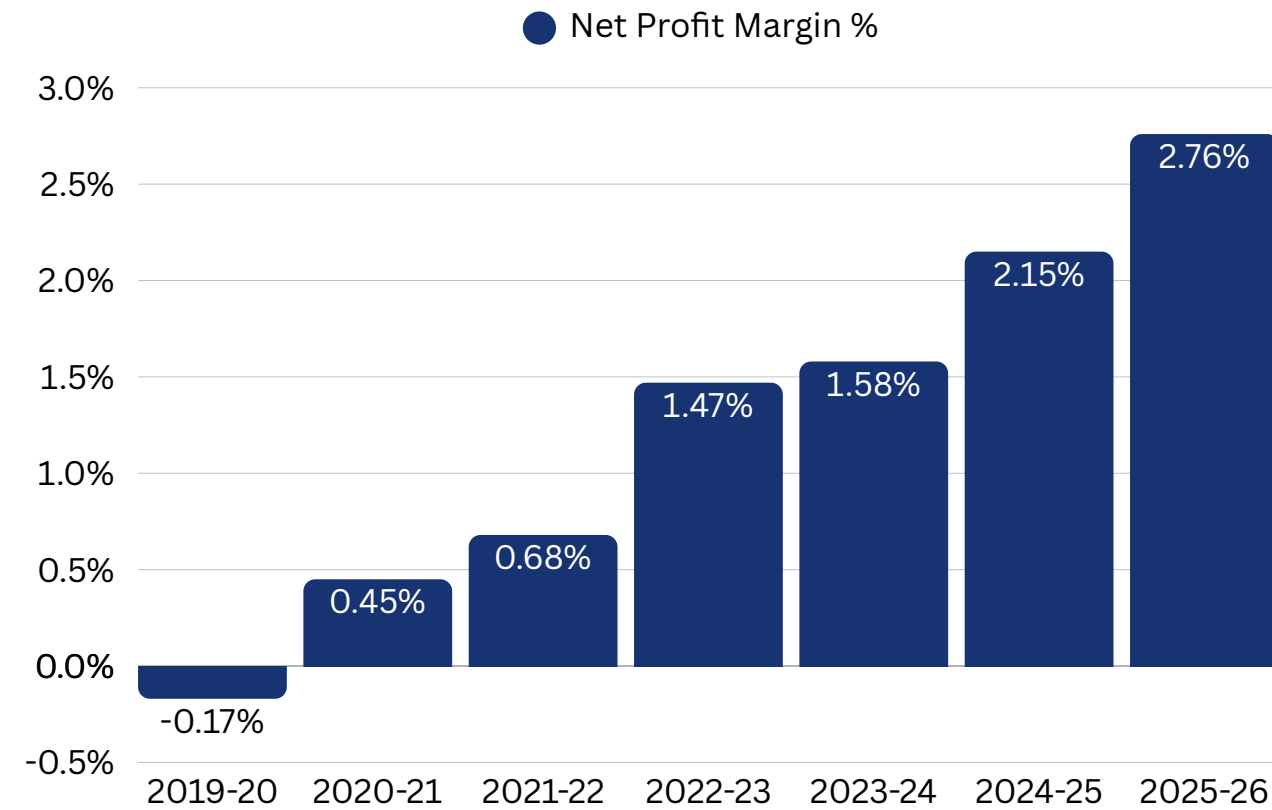
Particulars	FY-2024-25	FY-2025-26
Metal	49.81	58.49
Metallic Oxides	16.49	17.00
Plastic Additives	5.92	5.73
Others	0.32	0.28

Key Metrics 2019-2026



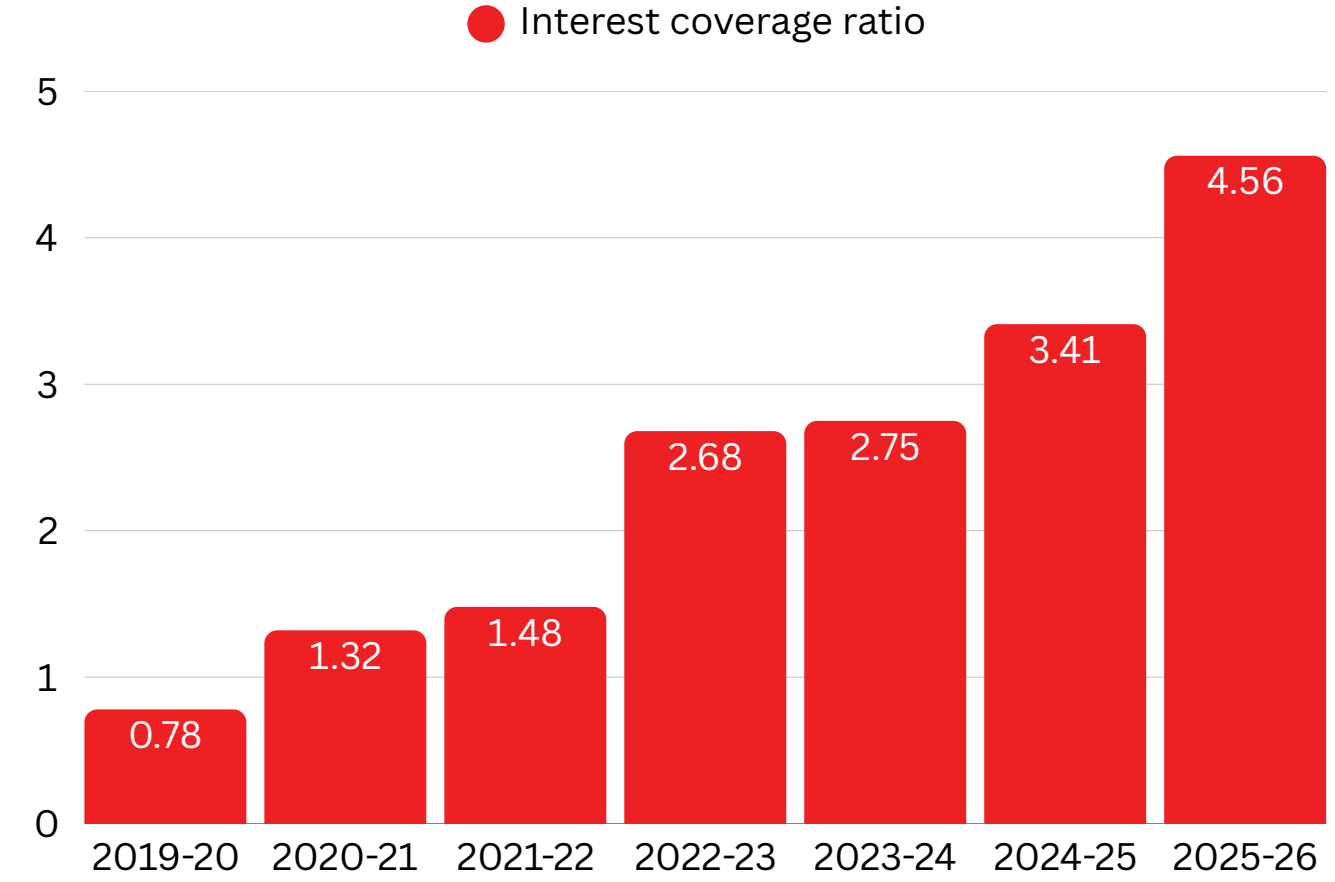
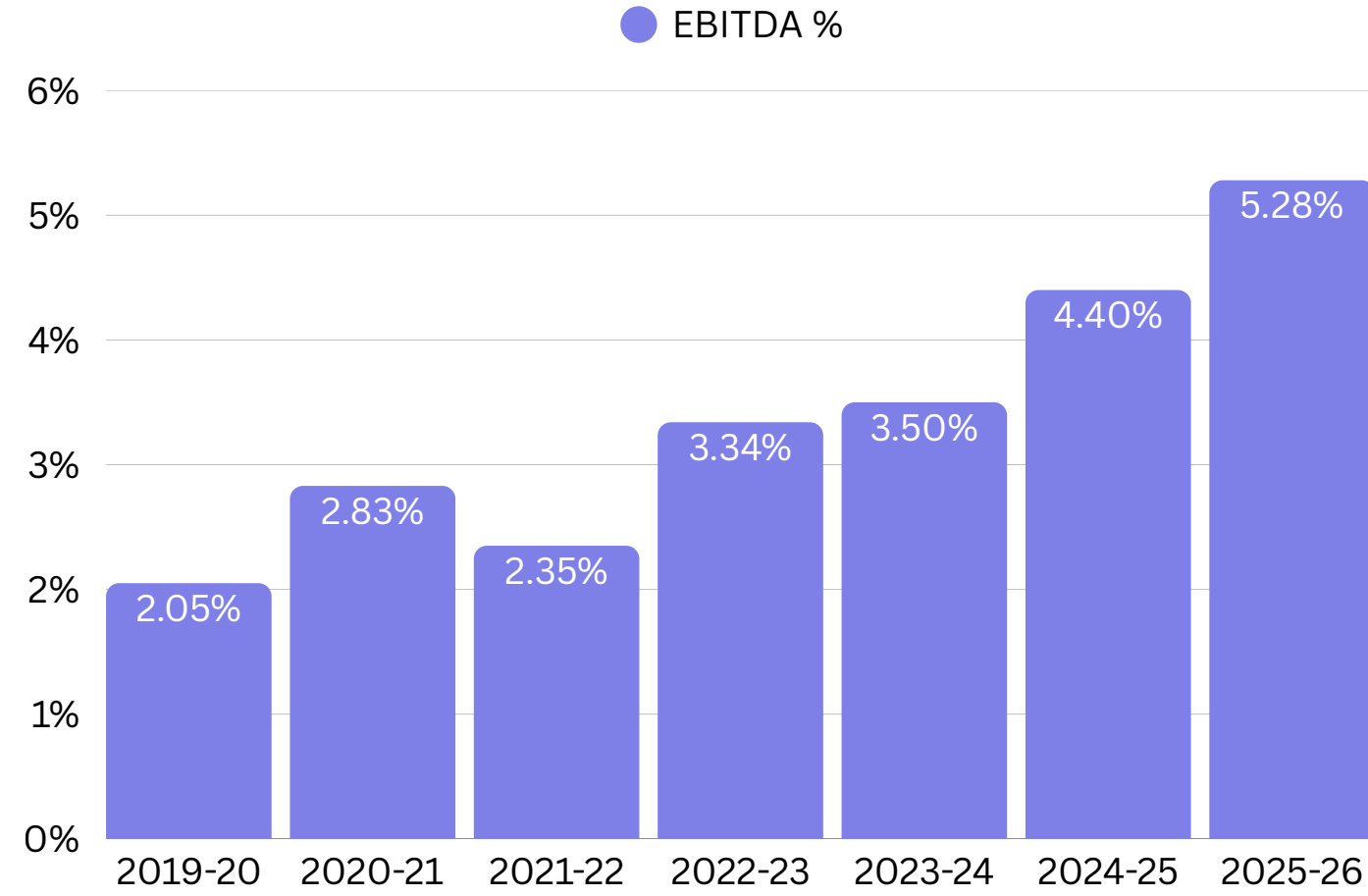
Year/Metric	Revenue (Rs. in crores)
2019-20	347
2020-21	319
2021-22	498
2022-23	874
2023-24	1,120
2024-25	1,450
2025-26	1,432

Key Metrics 2019-2026





Year/Metric	Net Profit Margin %	EPS (in Rs.)
2019-20	-0.17%	-0.22
2020-21	0.45%	0.52
2021-22	0.68%	1.21
2022-23	1.47%	4.62
2023-24	1.58%	6.36
2024-25	2.15%	11.18
2025-26	2.76%	13.14

Key Metrics 2019-2026



Year/Metric	EBITDA %	Interest coverage ratio (in times)
2019-20	2.05%	0.78
2020-21	2.83%	1.32
2021-22	2.35%	1.48
2022-23	3.34%	2.68
2023-24	3.50%	2.75
2024-25	4.40%	3.41
2025-26	5.28%	4.56

Financial Highlights of Planetfirst Green Pvt Ltd. (Associate Company) (Rs. in Crores)

Period	 Revenue	 PAT
Q4 - FY26	105.21	7.74
Q3 - FY26	100.96	2.12
FY 2025-26	244.15	4.73

PLANETFIRST – BUSINESS HIGHLIGHTS

Operational & Financial Performance

- **Export Volume:** 8,305 MT exported during FY 2025–26
- **Export Revenue:** INR 168.71 Crore
- **Total Turnover:** INR 245.34 Crore achieved during FY 2025–26

Capacity Expansion

- Current expansion of lead refining capacity from 21000 MTPA → 37500 MTPA, is expected to support higher operational efficiency and business scalability.
- Export orders of 25000 MT amounting to approx. INR 500 Crores in hand for FY 2026–27.

Growth Outlook

- Strengthened operational capabilities and enhanced production capacity positions Planetfirst for accelerated growth.
- Targeting annual revenues of approximately INR 700 Crore during FY 2026–27

Expansion Plans & Future Outlook

1. Proposed Amalgamation with Planetfirst Green Pvt. Ltd.

- Board approved the Scheme of Amalgamation of Planetfirst Green Pvt. Ltd. with POEL on March 16, 2026, subject to regulatory approvals.
- Expected to create strong operational synergies, expand market reach, and strengthen integrated product, marketing, and distribution capabilities across domestic and international markets.
- Planetfirst's Surat facility will enhance POEL's presence in Western India, improve customer accessibility, and support long-term growth and profitability.
- The Scheme is currently awaiting approvals from the Stock Exchange and SEBI.

2. Planetfirst Green Pvt. Ltd. – Strong Growth Platform

- Planetfirst reported FY 2025–26 turnover of INR 245.34 crore, demonstrating strong operational performance and market growth.
- Successfully expanded lead refining capacity from 21,000 MTPA to 37,500 MTPA.
- Expanded capacity is expected to support projected annual revenues of ~INR 700 crore during FY 2026–27.
- Upon completion of the amalgamation process and regulatory approvals, the integrated platform is expected to strengthen POEL's scale, improve profitability, and potentially contribute up to 50% topline growth.



3. Expansion of Zinc Oxide Manufacturing Capacity

- POEL is expanding zinc oxide production capacity at its Metallic Oxides Division in Mettupalayam, Puducherry by an additional 2,400 MTPA.
- Project is expected to be completed by July 2026.
- Anticipated to generate incremental annual revenues of approximately INR 60–70 crore.
- Expansion will strengthen POEL's position in the specialty metallic oxides segment.

4. Modernization of Alloying & Refining Division

- Successfully completed modernization and infrastructure upgrades at the Maraimalai Nagar, Tamil Nadu facility.
- Enhancements focused on operational efficiency, process optimization, and improved environmental compliance.
- Approximate capital expenditure incurred: INR 1 crore.

5. Entry into Zinc Metal Market

- Strategically expanding into value-added zinc metal processing and sales across domestic and international markets.
- Achieved zinc metal sales of approximately 1,815 MT during FY 2025–26, generating turnover of ~INR 48.70 crore.
- Orders worth INR 50 crores are in hand for the first 6 months of FY 26–27.
- Demonstrates encouraging market acceptance and growth potential in the zinc metal segment.

6. Diversification into Copper Scrap Processing

- Entered copper scrap processing as part of its long-term non-ferrous metals diversification strategy.
- Processing of lead copper cables enables recovery of multiple grades of copper scrap, creating an additional value-accretive revenue stream.
- Expected to generate annual revenues of approximately INR 80–100 crore.
- Positions POEL to capitalize on opportunities in the growing copper and non-ferrous metals market.

Our Customers





Thank You For Your Attention

