

Chennai Petroleum Corporation Limited

(A Government of India Enterprise and Group Company of IOCL)



INVESTOR PRESENTATION

07.03.2025



DISCLAIMER



No information contained herein has been verified for truthfulness completeness, accuracy, reliability or otherwise whatsoever by anyone. While the Company will use reasonable efforts to provide reliable information through this presentation, no representation or warranty (express or implied) of any nature is made nor is any responsibility or liability of any kind accepted by the Company or its directors or employees, with respect to the truthfulness, completeness, accuracy or reliability or otherwise whatsoever of any information, projection, representation or warranty (expressed or implied) or omissions in this presentation. Neither the Company nor anyone else accepts any liability whatsoever for any loss, howsoever, arising from use or reliance on this presentation or its contents or otherwise arising in connection therewith.

This presentation may not be used, reproduced, copied, published, distributed, shared, transmitted or disseminated in any manner. This presentation is for information purposes only and does not constitute an offer, invitation, solicitation or advertisement in any jurisdiction with respect to the purchase or sale of any security of CPCL and no part or all of it shall form the basis of or be relied upon in connection with any contract, investment decision or commitment whatsoever.

The information in this presentation is subject to change without notice, its accuracy is not guaranteed, it may be incomplete or condensed and it may not contain all material information concerning the Company. We do not have any obligation to, and do not intend to, update or otherwise revise any statements reflecting circumstances arising after the date of this presentation or to reflect the occurrence of underlying events, even if the underlying assumptions do not come to fruition.



01

Overview

HISTORICAL PERSPECTIVE



CPCL (erstwhile MRL) established as JV in 1965 with GOI, NICO-Iran & AMOCO-USA

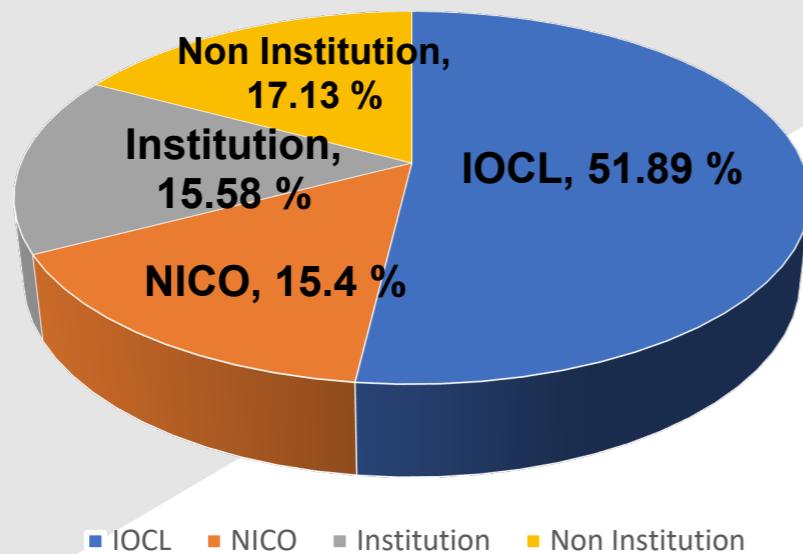
AMOCO disinvested its entire shareholding to GoI in the year 1985

GOI disinvested its shareholding to IOCL in 2001

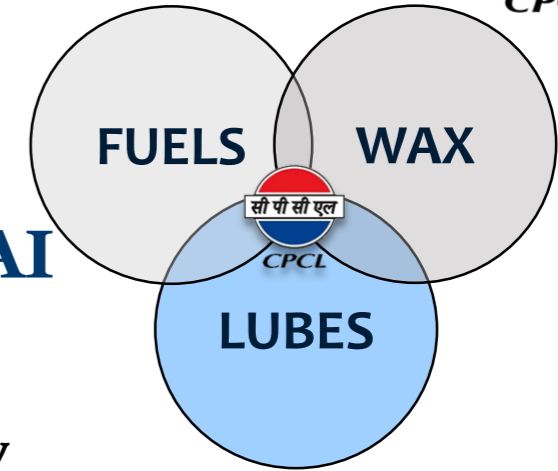
Now a Group Company of IndianOil

CPCL has been upgraded to schedule-A PSU on 1st Aug 2024.

Share Holding



REFINERY LOCATION



***CHENNAI**

10.5 MMTPA

Manali Refinery



Tamil Nadu

Tamil Nadu

Continuing our Energy Voyage:



1969

1984

1993

2001

2004

2007

2009


2010

2017

2019

2023

2024



Ref-I – 2.5 MMTPA
+ Lube Oil Block
Commissioned



Cauvery Basin
Refinery
0.5 MMTPA



Ref-III 3.0
MMTPA+ OHCU




First public sector
refinery in India
to establish a
desalination plant

0.3 MMTPA
Continuous
Catalytic
Reforming Unit
➤ First in India



BS-VI +
MS Qty. Improvement
[0.6 MMTPA GDS]



➤ Company has
been upgraded
from Miniratna
Schedule B to
Schedule A



Ref-II – 2.8
MMTPA [FCC
+ WAX]



Gas Processing Unit at
CBR
& CBR Expansion
1 MMTPA



Wind Mill
17.6 MW



Resid Up-gradation
[2.2 MMTPA DCU]



Implementing 9.0
MMTPA Cauvery
Basin Refinery &
Petrochemicals
Project at
Nagapattinam
along with IOCL

CPCL
235,000 bbl/day
[10.5 MMTPA]
Refinery



PIONEER IN SUSTAINABILITY



Energy Sustainability



Windmills (2007)
17.6 MW (22 x 800 KW) at
Pushpathur Village (Coimbatore)




Solar Power (Upto 2024)
Installed capacity: 2.5 MW.
Additional 1.5 MW(Floating) upcoming



Environment [Air] Sustainability



RLNG Maximisation (1.5 Fold)
Replaced Liquid Fuels like Naphtha
All Furnaces is now RNLG based



Clean Fuel BS-VI
Switched to Supply of Clean
fuels



Water Sustainability



City Sewage Reclamation plant-I
1991; 2.5 MGD
First in Asia, Second in World



Effluent Treatment Plants
1993 2003 & 2018;
300 | 300 | 465 m3/hr.



City Sewage Reclamation plant-II
2007; 2.5 MGD
Reclaims city sewage for process use.

De-Salination Plant
2010; 5.8 MGD
Converts Sea water to Process water





02

Physical Highlights

REFINERY CONFIGURATION (MMT)



PRIMARY UNITS

- CDU I 2.8
- CDU-II 3.7
- CDU-III 4.0

TREATING UNITS

- DHDS 2.34
- DHDT 2.40

SECONDARY UNITS

- FCCU 0.78
- Hydro-Cracker 2.25
- Resid 2.20
- Lube 0.27
- CRU 0.30

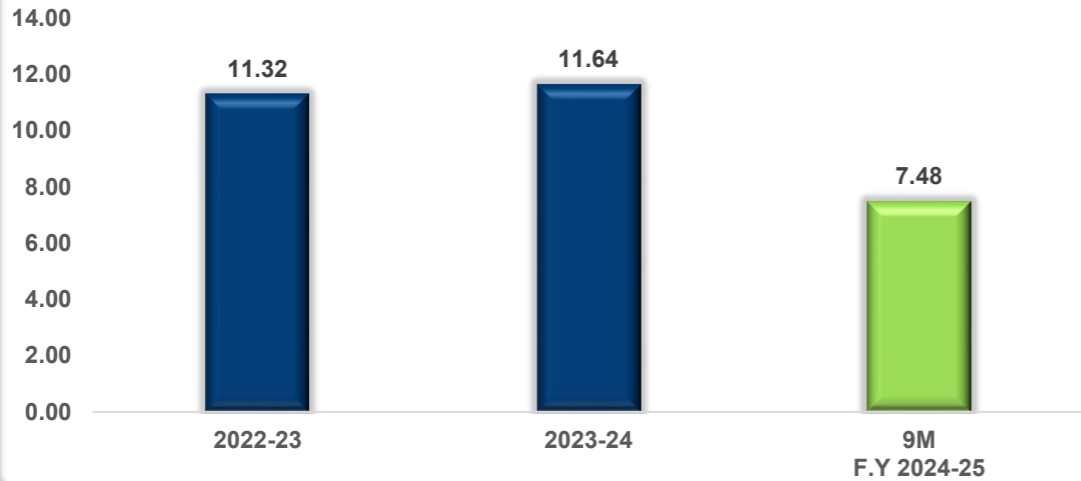
OTHERS

- Wax
- Propylene
- Hexane

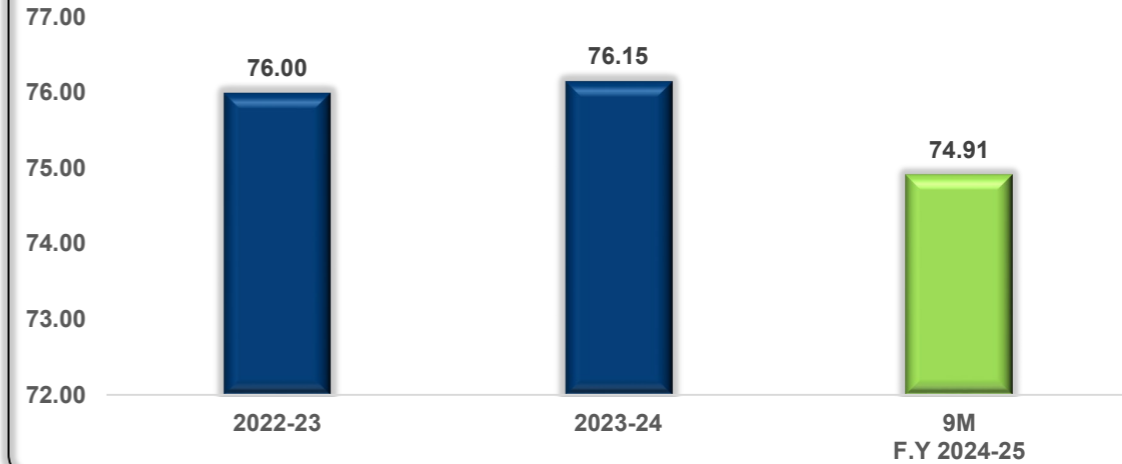
Physical Performance



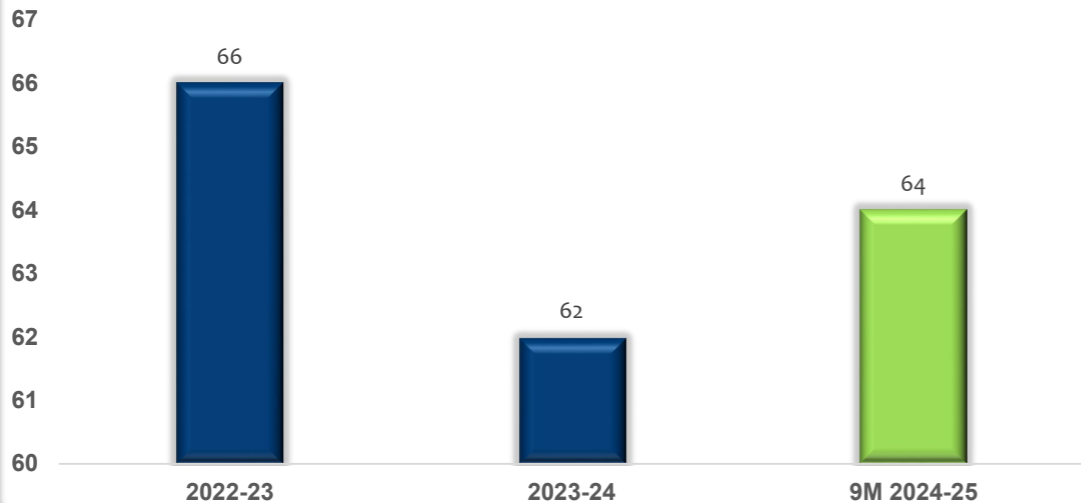
Crude Thruput (MMT)



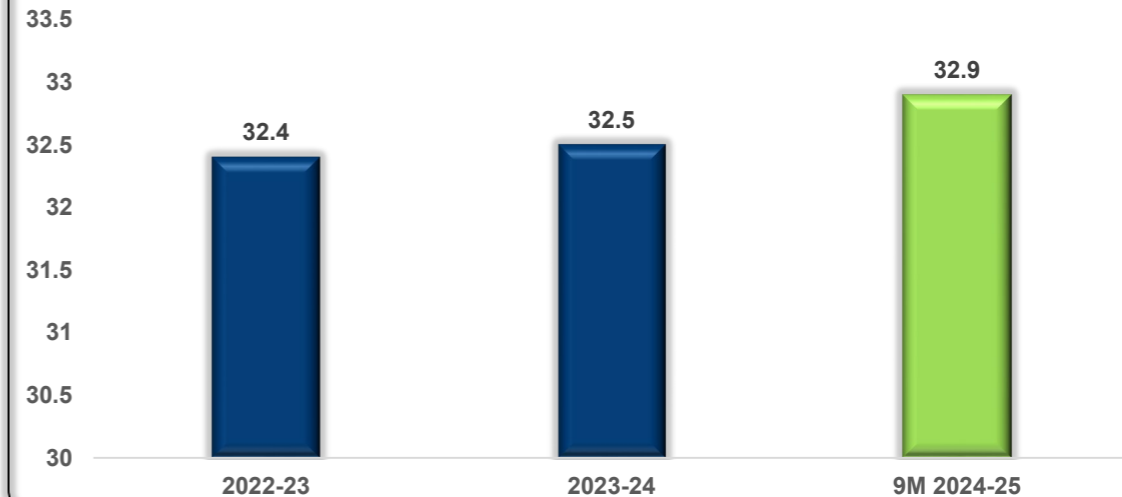
Distillate Yield %



High Sulphur %



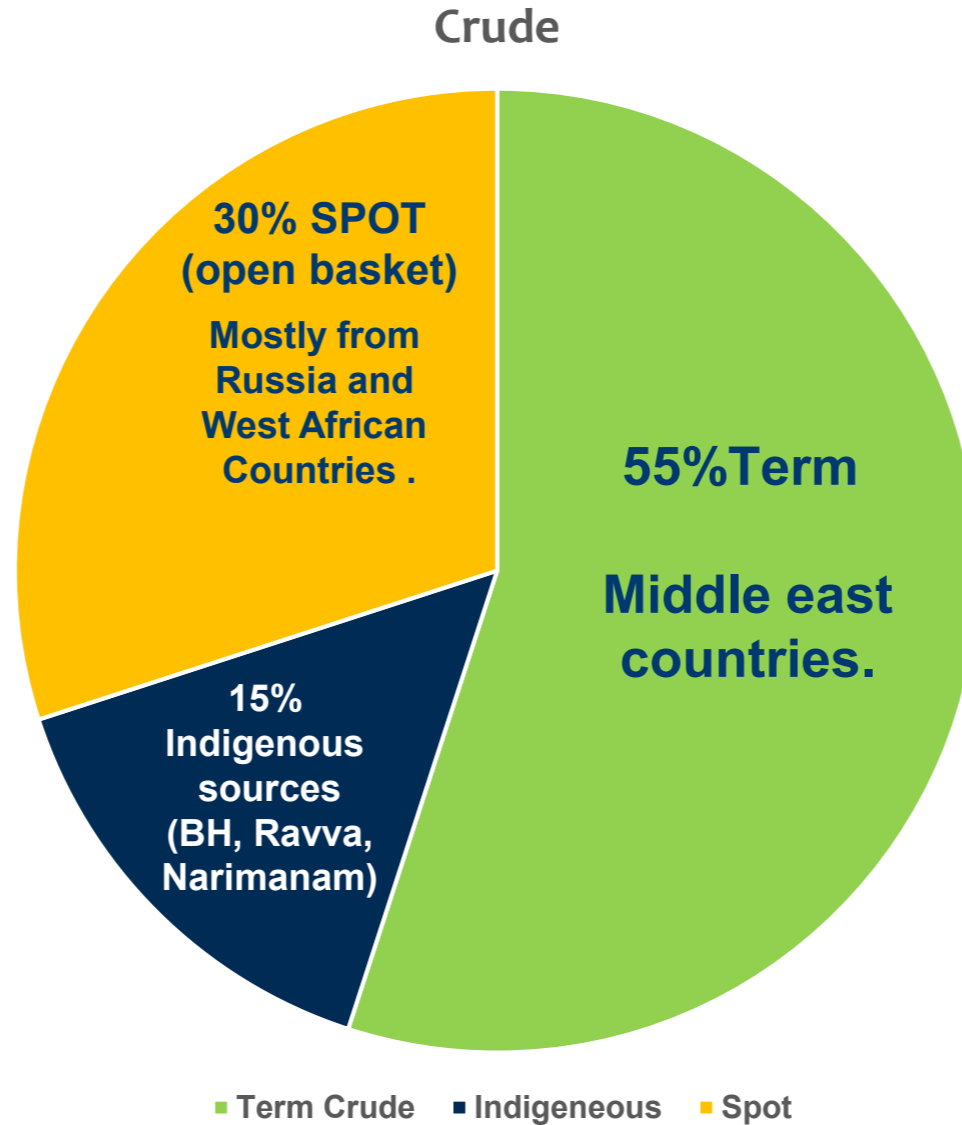
Average Crude API



CRUDE MIX



✓ CPCL Crude basket size : 156 nos covering crudes from all regions.



MAJOR PRODUCTS



92% Marketing



Diesel, 50%



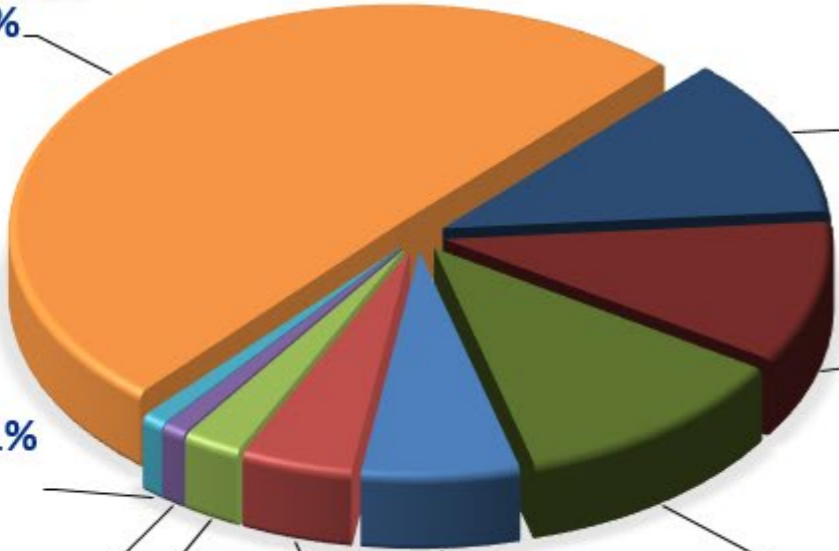
MS 12%



Aviation Turbine Fuel, 10%



Kerosene, 1%



Naphtha (Export) 12%



LPG, 5%



Asphalt, 7%



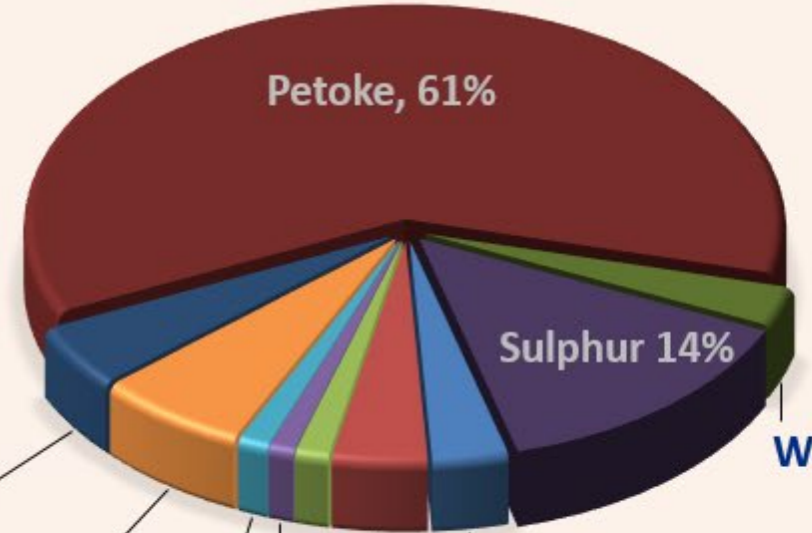
LOBS 2%



Fuel Oil, 1%



8% Direct Marketing



Petoke, 61%

Sulphur 14%

Wax, 3%

MTO 5%

LABFS, 7%

MEKFS, 1%

Butene, 1%

Food Grade Hexane, 3%

Propylene, 4%



CPCL as Mother Industry.....

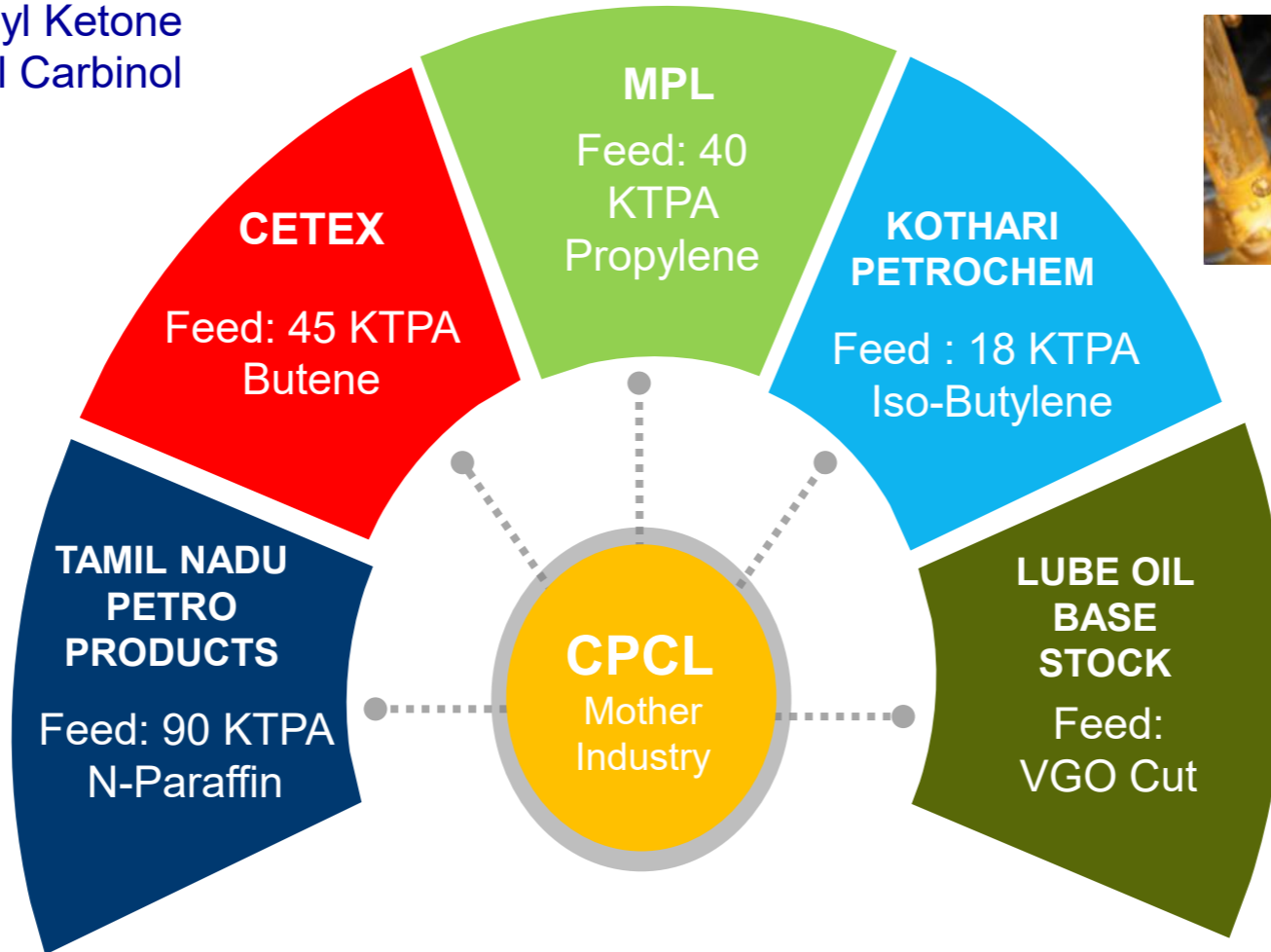


Product (KTPA) : Propylene Glycol & Polyols

Product (KTPA): Methyl Ethyl Ketone & Methyl Isobutyl Carbinol



Product (KTPA): Poly Iso-Butylene (36)



Product (KTPA): LAB



Product (KTPA): Group-I Lube Oil + Wax + Group-II under approval

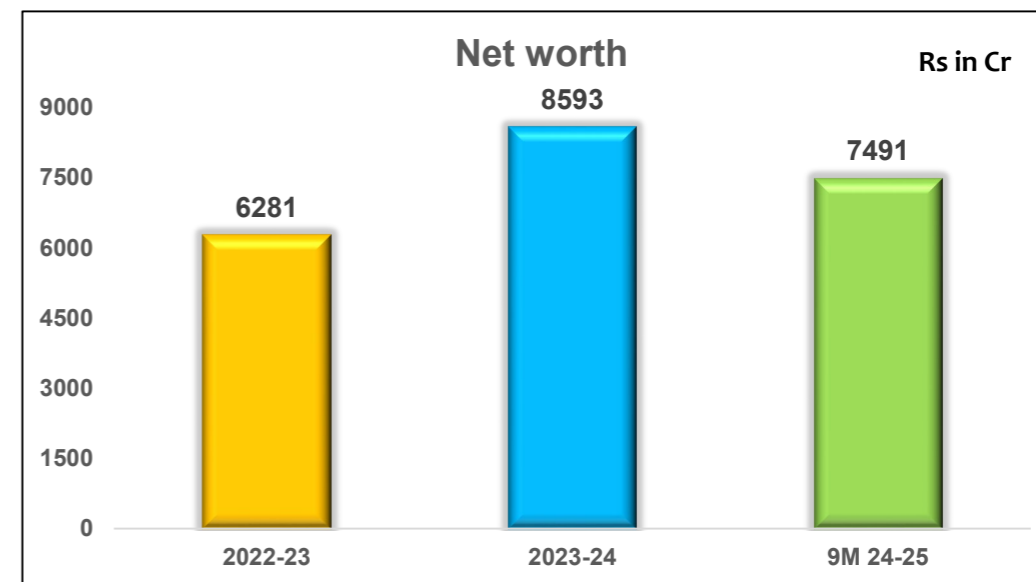
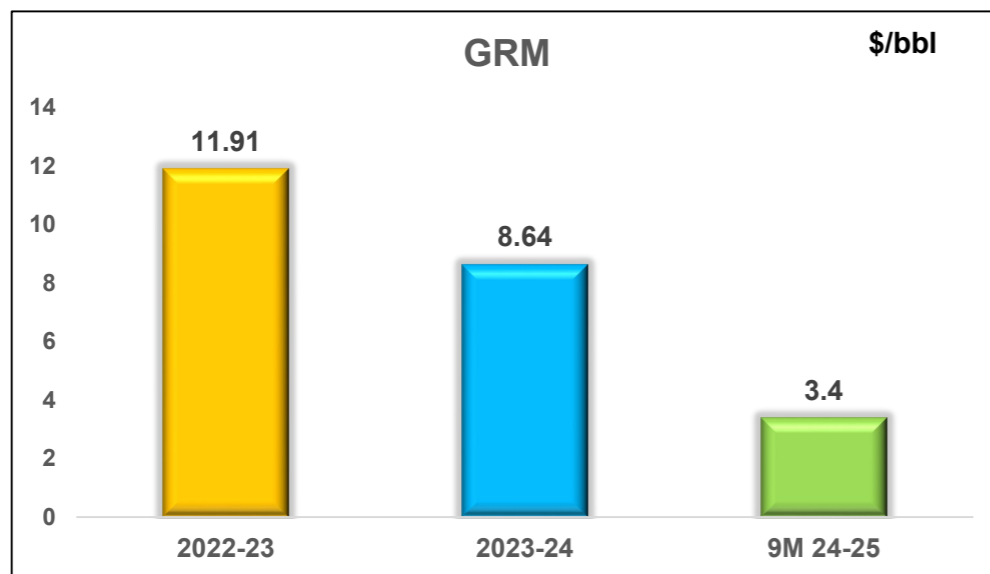
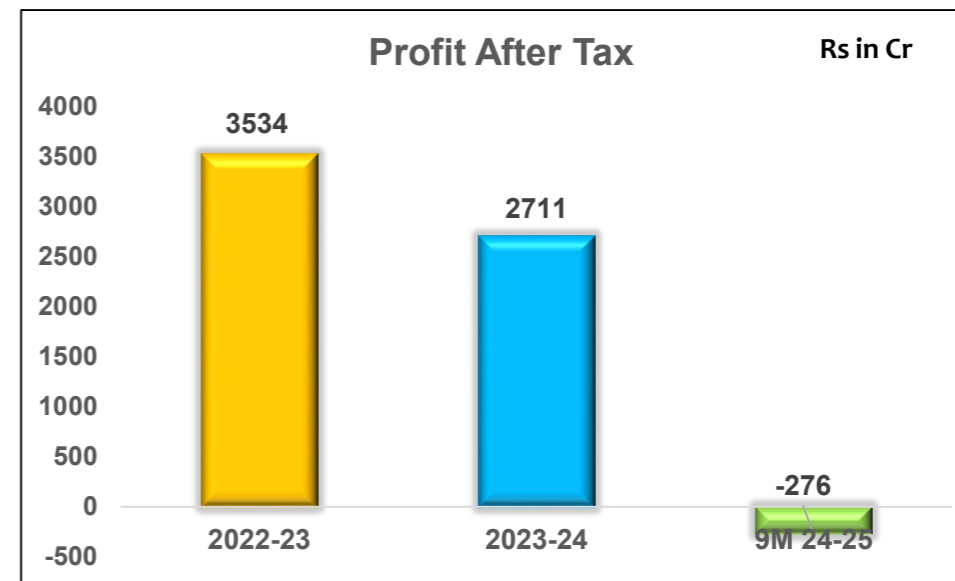
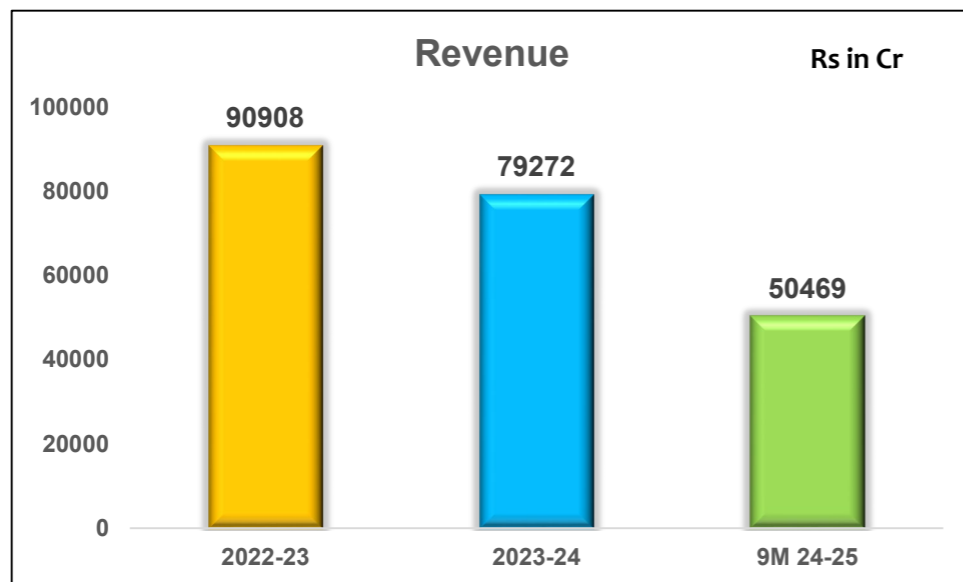




02

Financial Performance

SIGNIFICANT HIGHLIGHTS - FINANCIAL



FINANCIAL PERFORMANCE

(₹ Crore)



Details	2022-23	2023-24	9M 2024-25
Revenue from Operations	90908	79272	50469
Throughput (TMT)	11316	11642	7480
Core GRM (\$/BBI)	12.94	8.21	3.75
Total GRM	7995	6146	1572
CPCL reported GRM (\$/BBI)	11.91	8.64	3.40
Operating Expenditure (Net)	1085	1215	945
Provision for contingent liabilities	218	10	9
Exchange variation (gain)/loss	523	72	122
CST Under recovery	463	361	246
Interest	330	223	165
Depreciation	573	605	457
Profit Before Tax / (Loss)	4809	3660	(374)
Singapore GRM (\$/BBI)	10.70	6.58	4.02



03

Key Financial Indicators

KEY FINANCIAL INDICATORS



Particulars		FY'2022-23	FY'2023-24	9M'2024-25
GRM	(\$ per bbl)	11.91	8.64	3.40
Earning Per Share	(₹)	237.31	182.07	(18.56)
Cash Earning Per Share	(₹)	289.70	226.08	5.61
		Mar'23	Mar'24	Dec'24
Book Value per Share	(₹)	421.94	577.05	503.07
Market Capitalization	(₹ Crore)	3537	13503	9319
Market Price	(₹ / Share)	237.50	906.80	625.80
Net worth	(₹ crore)	6281	8593	7491

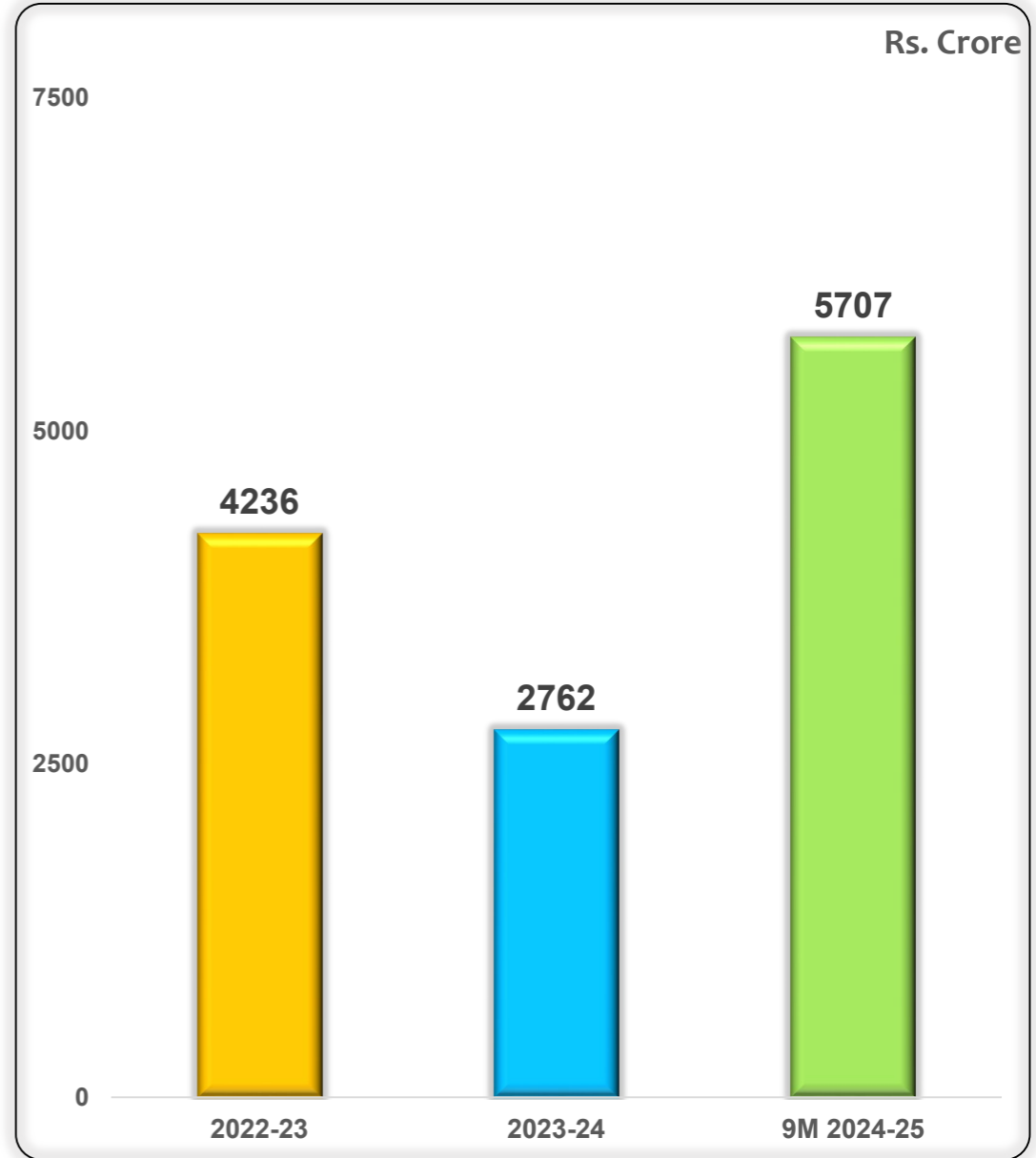
WORKING CAPITAL

(₹ Crore)



Particulars	As on 31.03.2023	As on 31.03.2024	As on 31.12.2024
A) Current Assets:			
Inventories	5974	7830	7649
Trade Receivables	299	462	1232
Loans & Advances	711	931	1021
Cash & Bank	9	94	198
Total Current Assets	6993	9317	10099
B) Current Liabilities	4526	5891	5001
Working Capital : (A-B)	2467	3426	5098

BORROWINGS



04

Projects

Recent Completed Projects



Pharma Grade Hexane
Value Added Product

Mineral Turpentine Oil (MTO)
Value Added Product

Demountable Flare

VOC Collection and Removal
system in ETP-III Unit

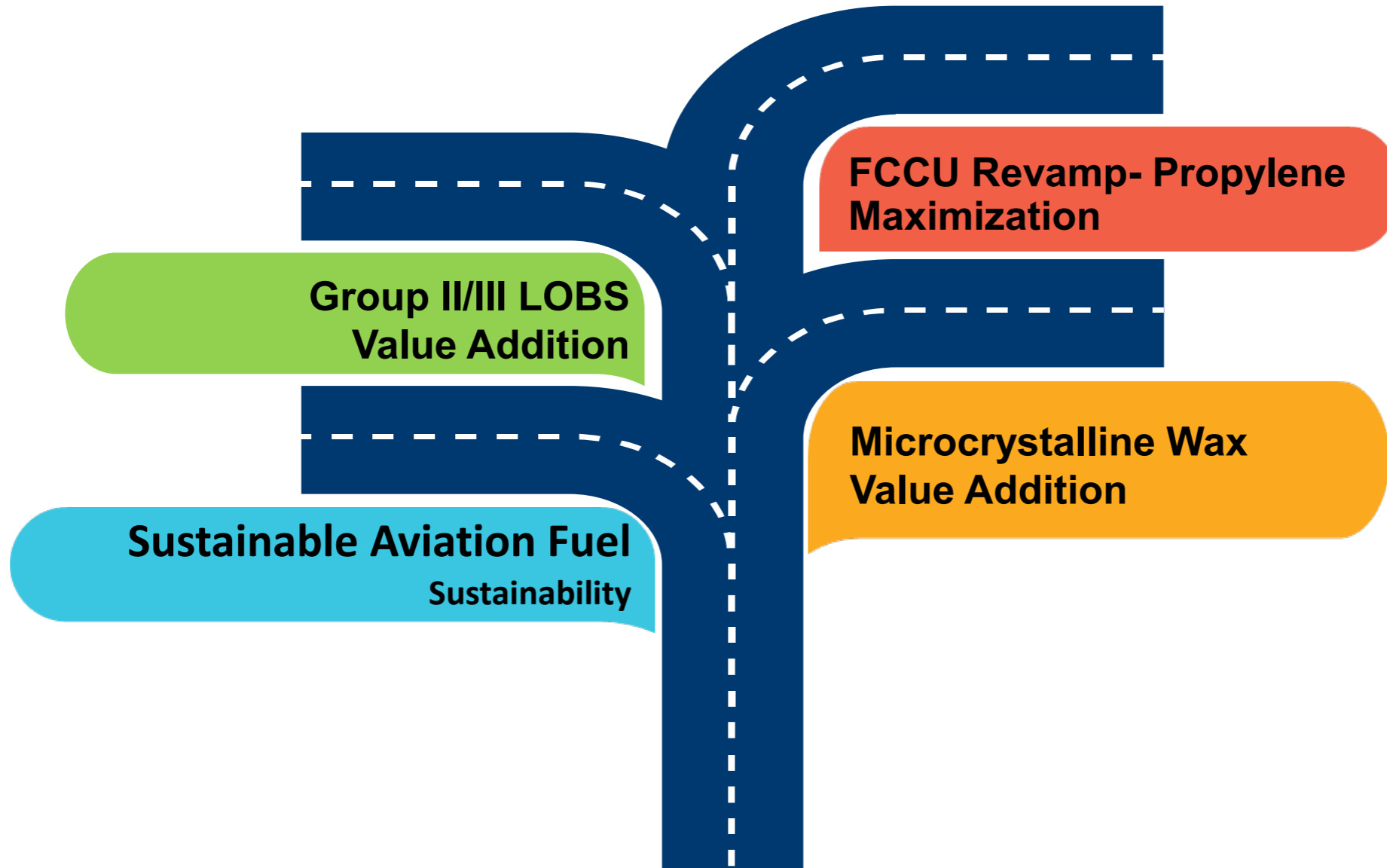
New Sulphur Block

Sustainable Aviation Fuel
Trial run production commenced

- 1.04 MW capacity of Ground Mounted and Roof top solar system on plant area buildings
- 6 KW Rooftop Windmill in Corporate Office.



FUTURE PRODUCTS – UNDER DEVELOPMENT





THANK YOU