

# **DHAMPUR SUGAR MILLS LIMITED**

## **RESULTS PRESENTATION**

### **Q3 FY 2019-20**

# Disclaimer

*This presentation is strictly confidential and may not be copied, published, distributed or transmitted. The information in this presentation is being provided by Dhampur Sugar Mills Limited (also referred to as the 'Company'). By attending the meeting where this presentation is being made or by reading the presentation materials, you agree to be bound by following limitations:*

*The information in this presentation has been prepared for use in presentations by the Company for information purposes only and does not constitute, or should be regarded as, or form part of any offer, invitation, inducement or advertisement to sell or issue, or any solicitation or initiation of any offer to purchase or subscribe for, any securities of the Company in any jurisdiction, including the United States and India, nor shall it, or the fact of its distribution form the basis of, or be relied on in connection with, any investment decision or any contract or commitment to purchase or subscribe for any securities of the Company in any jurisdiction, including the United States and India. This presentation does not constitute a recommendation by the Company or any other party to sell or buy any securities of the Company.*

*This presentation and its contents are not and should not be construed as a prospectus or an offer document, including as defined under the Companies Act, 2013, to the extent notified and in force) or an offer document under the Securities and Exchange Board of India (Issue of Capital and Disclosure Requirements) Regulations, 2009 as amended.*

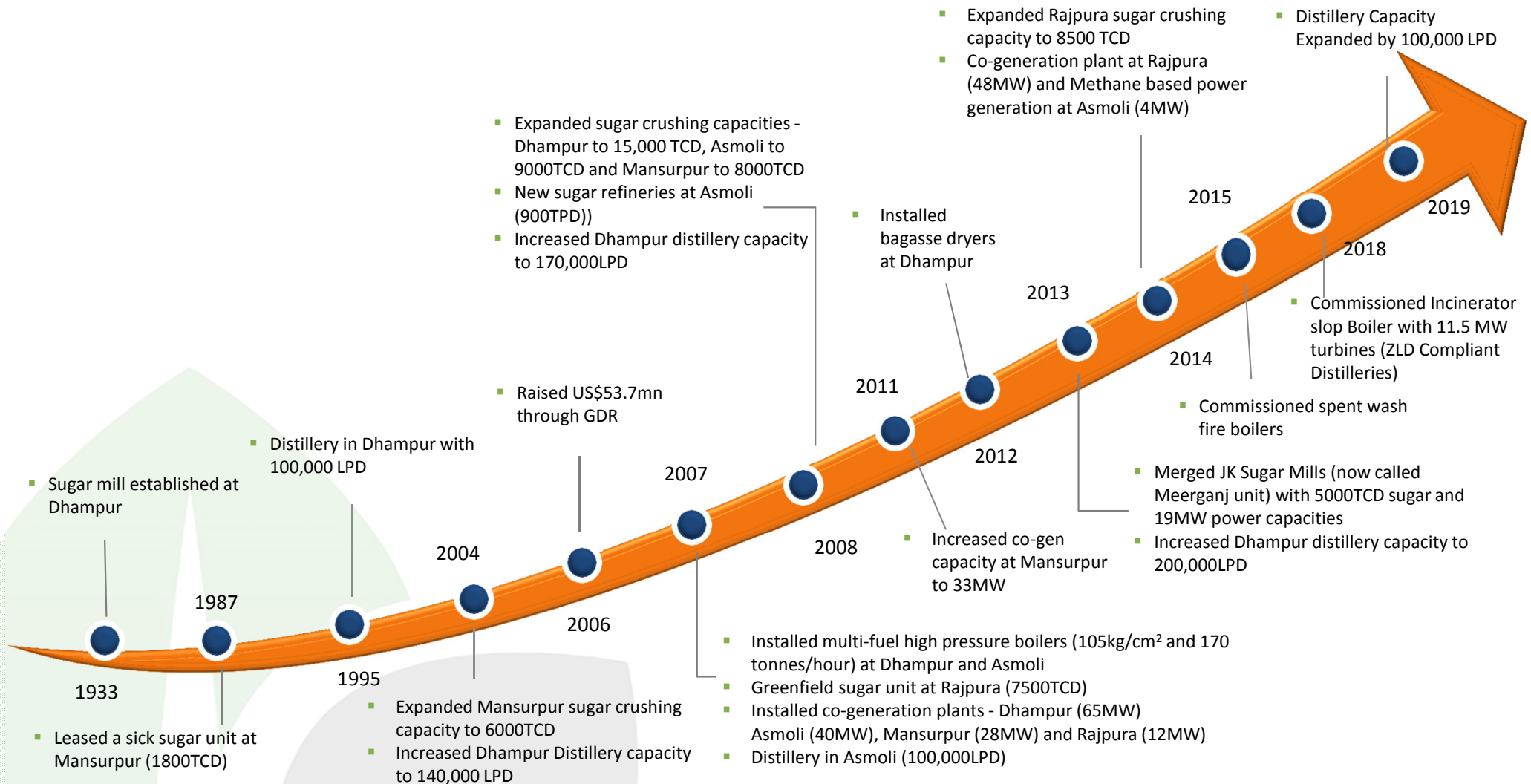
*This presentation and its contents are strictly confidential to the recipient and should not be further distributed, re-transmitted, published or reproduced, in whole or in part, or disclosed by recipients directly or indirectly to any other person or press, for any purposes. In particular, this presentation is not for publication or distribution or release in any country where such distribution may lead to a breach of any law or regulatory requirement. No person is authorized to give any information or to make any representation not contained in or inconsistent with this presentation or and if given or made, such information or representation must not be relied upon as having been authorized by us. Receipt of this presentation constitutes an express agreement to be bound by such confidentiality and the other terms set out herein. Any failure to comply with this restriction may constitute a violation of applicable securities laws.*

*No representation or warranty, express or implied, is made as to, and no reliance should be placed on, the fairness, accuracy, completeness or correctness of the information or opinions contained in this presentation. Neither the Company nor any of its affiliates, advisors or representatives shall have any responsibility or liability whatsoever (for negligence or otherwise) for any loss howsoever arising from any use of this presentation or its contents or otherwise arising in connection with this presentation. The information set out herein may be subject to updating, completion, revision, verification and amendment and such information may change materially. This presentation is based on the economic, regulatory, market and other conditions as in effect on the date hereof. It should be understood that subsequent developments may affect the information contained in this presentation, which neither the Company nor its affiliates, advisors or representatives are under an obligation to update, revise or affirm.*

*This presentation contains forward-looking statements based on the currently held beliefs and assumptions of the management of the Company, which are expressed in good faith and, in their opinion, reasonable. Forward-looking statements involve known and unknown risks, uncertainties and other factors, which may cause the actual results, financial condition, performance, or achievements of the Company or industry results, to differ materially from the results, financial condition, performance or achievements expressed or implied by such forward-looking statements. Unless otherwise indicated, the information contained herein is preliminary and indicative and is based on management information, current plans and estimates. Industry and market-related information is obtained or derived from industry publications and other sources and has not been independently verified by us. Given these risks, uncertainties and other factors, recipients of this document are cautioned not to place undue reliance on these forward-looking statements. The Company disclaims any obligation to update these forward-looking statements to reflect future events or developments.*

**THIS PRESENTATION IS NOT AN OFFER FOR SALE OF SECURITIES IN INDIA OR ELSEWHERE.**

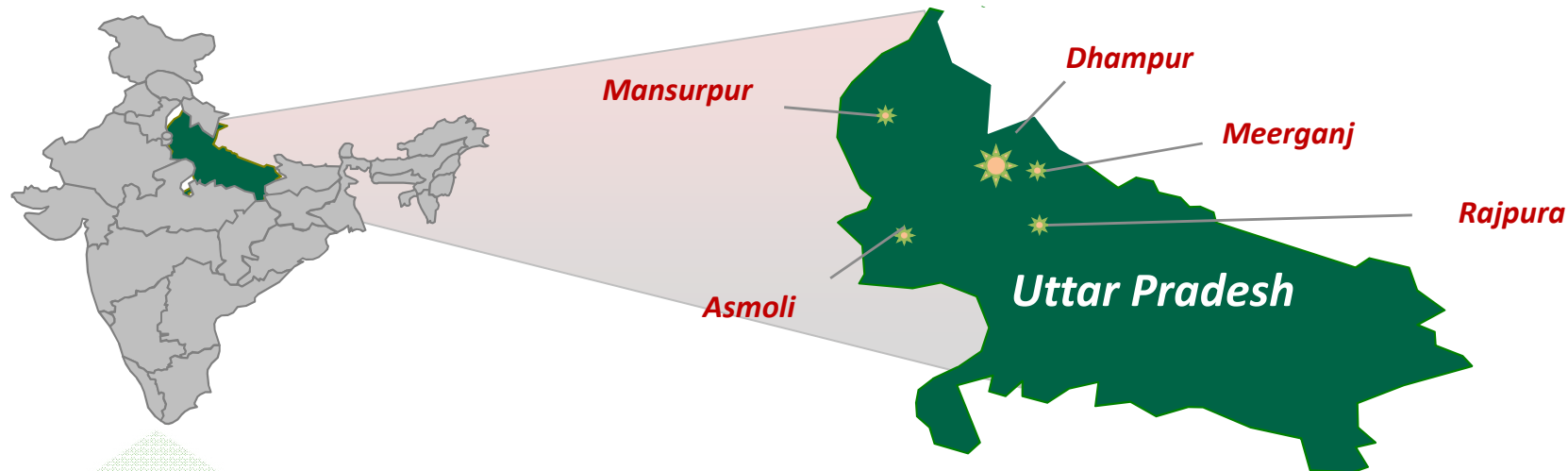
# Key Milestones



Segment	2008	2011	2012	2013	2014	2015	2016	2017	2018	2019
Sugar (TCD)	39,500	39,500	39,500	44,500	45,500	45,500	45,500	45,500	45,500	45,500
Power (MW)	145	150	150	169	209	209	209	209	220.5	220.5*
Distillery (LPD)	270,000	270,000	270,000	300,000	300,000	300,000	300,000	300,000	300,000	400000

\* includes 11.5 MW as part of ZLD with Incineration Slop Boilers

# Overview – Facilities

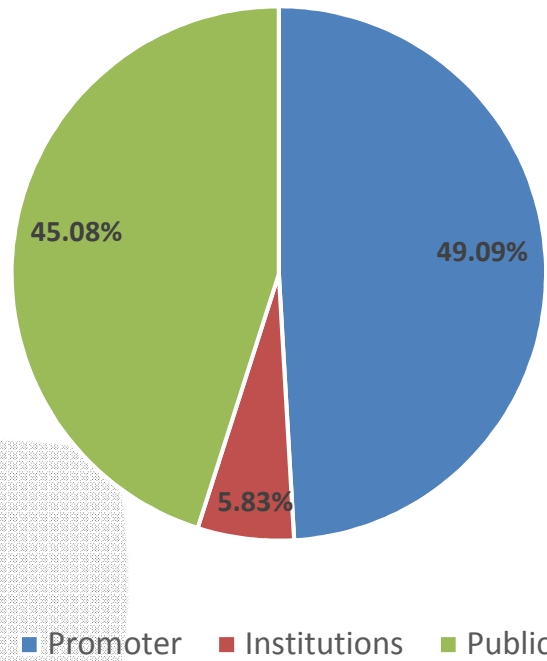


Capacity	Consolidated	Dhampur	Asmoli	Rajpura	Mansurpur	Meerganj
Sugar Crushing (TCD)	45,500	15,000	9,000	8,500	8,000	5,000
Sugar Refinery (TPD)	1,700		900		800	
Renewal Energy (inc. Bio Gas based Power, MW)	220.5 (Surplus:~125 MW)	65 8 mw (Slop Boilers based power)	Bio Mass - 40 Bio Gas – 4 3.5 mw (Slop Boiler based power)	48	33	19
Liquid Bio Fertilizer (LPD)	1,000			1,000		
Distillery (LPD)	400,000	250,000	150,000	Molasses supplied to Dhampur and Asmoli Distilleries		
Organic Manure - 'Power Booster' (tonnes/year)	20,000	15,000	5,000			

# Shareholding Pattern

---

*Shareholding Pattern As on December 31, 2019*



# Financial Performance

- The Revenue of the company increased to ₹820.44 crores in Q3 FY20 as against ₹798.51 crores during Q3 FY19.
- PBT stood at ₹53.26 crores in Q3 FY20 as against ₹89.01 Crores during Q3 FY19.
- PAT stood at ₹51.02 crores in Q3 FY20 as against ₹82.05 crores during Q3 FY19
- EPS stood at ₹7.68/share for Q3 FY20 as against ₹12.38/share for Q3 FY19.
- Q3 FY20 v/s Q3 FY19

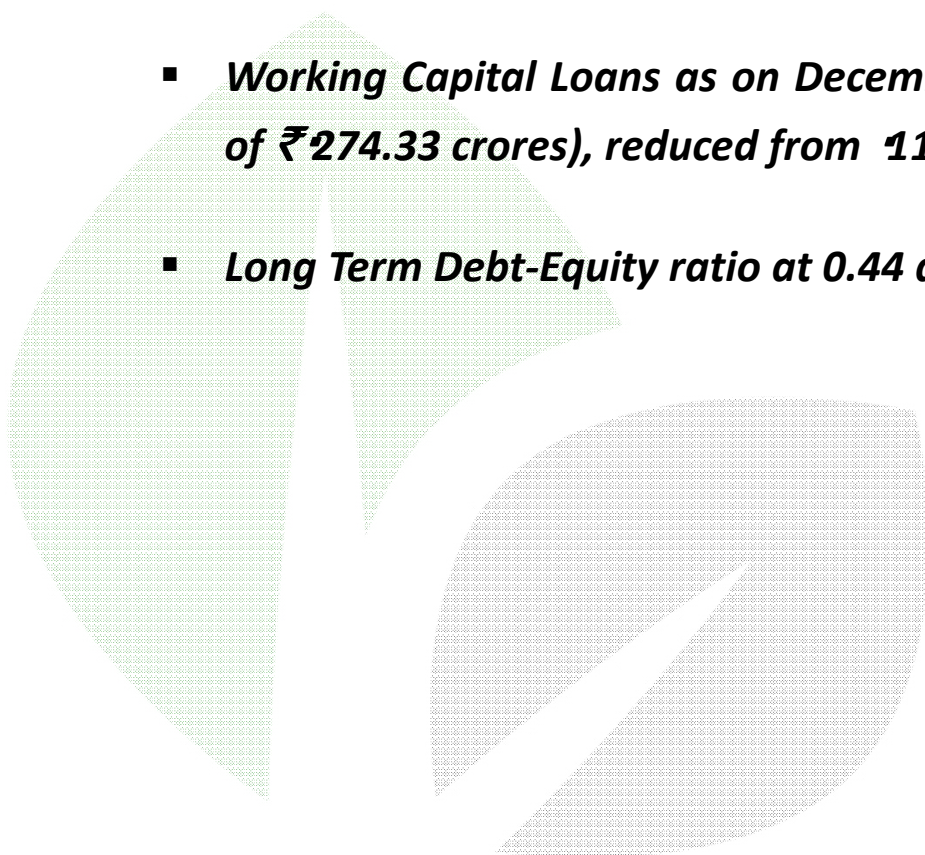
Particulars (₹ crore)	Q3 FY20	Q3 FY19	9M FY20	9M FY19
Revenues	820.44	798.51	2451.46	2065.69
EBIDTA	92.62	120.52	264.24	288.36
Depreciation	18.86	16.50	55.01	43.27
EBIT	73.75	104.02	209.22	245.10
Interest	20.48	15.02	75.56	63.09
PAT	51.02	82.05	111.54	142.13
EPS (Rs./Share)	7.68	12.38	16.93	21.59



# ***Balance Sheet getting Stronger***

---

- ***Ratings of the Company improved from A(-) (Outlook - Stable) to A (Outlook - Stable) as assigned by care.***
- ***The Company repaid long term loans of ₹9.28 crores during Q3 FY20***
- ***Long Term Loans stood at ₹577.53 crores as on December 31, 2019.***
- ***Working Capital Loans as on December 31, 2019 stood at ₹925.98 crores (including soft loan of ₹274.33 crores), reduced from ₹1145.84 crores as on 31<sup>st</sup> March 2019.***
- ***Long Term Debt-Equity ratio at 0.44 as on December 31, 2019.***



# Segmental Overview

Revenues ( ₹ crore)	Q3 FY20	Q3 FY19	Q-on-Q Change(%)	9M FY20	9M FY19
Sugar	733.87	663.75	10%	2047.59	1630.24
Power	144.28	166.70	-16%	293.94	337.39
Distillery/Chemicals	145.25	103.09	29%	450.72	359.19

PBIT ( ₹ crore)	Q3 FY20	Q3 FY19	Q-on-Q Change(%)	9M FY20	9M FY19
Sugar	27.03	19.77	27%	76.33	20.25
Power	47.84	67.20	-40%	93.81	122.75
Distillery/Chemicals	15.34	35.97	-134%	83.87	143.61



# Overview - Sector

---

- **India's sugar production for SS 18-19 - 33 million tonnes.**
- **Consumption estimated around 26 million tonnes.**
- **Minimum Sale price of Sugar fixed at ₹31/Kg.**
- **Creation of Buffer Stocks of 4 million tonnes of sugar for one year.**
- **Fair and Remunerative Price (FRP) for sugar season 2019-20 kept unchanged at ₹275 per quintal linked to a basic recovery rate of 10%; providing a premium of ₹2.75 per quintal for every 0.1% increase in recovery above that level.**
- **State Advised Price (SAP) for sugar cane for sugar season 2019-20 has been kept unchanged at ₹315/Qtl (General Varieties) from last season in U.P.**

# Overview – Sector...

---

- *Central government has announced maximum admissible export quantity (MAEQ) of 6 million tonnes with the assistance of ₹10448 per MT to Sugar mills for expenses on marketing cost including handling, upgrading, other process cost, cost of transport and freight charges in order to improve the liquidity position of the Sugar mills and enable them to clear cane dues.*
- *Domestic Sugar Prices hovering around ₹33/Kg .*
- *New Bio Fuel Policy allowing manufacturing of ethanol from B molasses as well as from direct sugar cane juice.*
- *Basic price of ethanol fixed at ₹43.75 per litre (ex mill) for supply period from 1st December 2019 to 30th November 2020, manufactured out of C heavy molasses.*
- *Basic price of ethanol fixed at ₹54.27 per litre (ex mill) for supply during the same period, manufactured out of B heavy molasses.*

# Sugar Segment

## Financial

Particulars	Revenues ( ₹ cr)	Revenue Contribution %	PBIT ( ₹ cr)
Q3 FY20	733.87	69.05	27.03
Q3 FY19	663.75	65.65	19.77
9M FY20	2047.59	69.35	76.33
9M FY19	1630.25	64.78	20.25

## Operational

Cane Crushed <sup>#</sup>	Sugar Production <sup>#</sup>	Sugar Sales <sup>#</sup>	Free Sugar Realizations ( ₹/kg)
22.45	2.41	1.83	32.82
21.26	2.33	1.76	31.72
35.27	3.90	5.61	32.74
34.51	3.89	4.70	30.43

# Lac tons

- **Sugar Sale in Q3 FY20 of 1.83 lac tons includes exports of raw sugar of 0.28 lac tons.**
- **Achieved recovery of 10.74% (net of B Heavy molasses) in Q3 FY20 as compared to 10.98% in Q3 FY19.**
- **Sugar Inventory 3.41 lac tons valued at ₹30.50/Kg as on December 31, 2019 as against 2.93 lac tons valued at ₹30.20/Kg as on December 31, 2018.**
- **Sugar being sold as per monthly quota allocated by the Government.**

# Power Segment

## Financial

Particulars	Revenues (₹ cr)	Revenue Contribution %	PBIT (₹ cr)
Q3 FY20	144.28	13.58	47.85
Q3 FY19	166.70	16.49	67.19
9M FY20	293.94	9.96	93.81
9M FY19	337.40	13.41	122.75

## Operational

Power Generation <sup>#</sup>	Power Export to UPPCL <sup>#</sup>	Realizations (₹/unit)
20.45	10.54	3.14
20.22	11.33	5.16
37.06	18.75	4.01
41.66	23.27	5.18

<sup>#</sup> Crore units

# Distillery/Chemical Segment

## Financial

## Operational

Particulars	Revenues (` cr)	Revenue Contribution %	PBIT (` cr)	Chemicals (Lac KG)		RS/ Ethanol (lac BL)	
				Production	Sales	Production	Sales
Q3 FY20	145.25	13.67	15.34	54.97	54.56	237.18	187.64
Q3 FY19	103.09	10.20	35.98	28.16	21.75	215.06	206.31
9M FY20	450.73	15.27	83.87	126.37	126.51	770.89	742.44
9M FY19	359.20	14.27	143.61	127.77	138.16	641.96	650.53

- *For Ethanol (B-Heavy and C-Heavy derived), average realizations stood at ₹7.41 per BL in Q3 FY20.*
- *Average realizations for Chemicals stood at ₹56.86/Kg in Q3 FY20 as compared to ₹71.21/kg in Q3 FY19*
- *The Company has successfully launched Country Liquor at its Distillery unit at Dhampur.*
- *The Company continues to focus on this division for sustainable growth based contribution.*



# dhampure

DIL MEIN MITHAAS







241 Okhla Industrial Estate Phase III, New Delhi – 110020. Tel: 91 - 11 – 30659400 Fax: 91 - 11 – 41612466  
Email: [corporateoffice@dhampur.com](mailto:corporateoffice@dhampur.com) Website: [www.dhampur.com](http://www.dhampur.com)