



Dhampur Sugar Mills Limited

241, Okhla Industrial Estate, Phase III

New Delhi - 110 020, India

Tel: +91-11-3065 9400, 4161 2456

Tele Fax: +91-11-2693 5697

E-mail: corporateoffice@dhampur.com

Website: www.dhampur.com

05.08.2021

To,

The Manager - Listing

National Stock Exchange of India Ltd.

Exchange Plaza, Bandra Kurla Complex
Bandra (East)

Mumbai - 400 051

Tel No. 022-2659 8237 /38

Symbol: DHAMPURSUG

The General Manager – DSC

BSE Limited

Phiroze Jeejeebhoy Towers,
Dalal Street, Fort,

Mumbai: 400001

Tel No. 022-22722039/37/3121

Security Code: 500119

Dear Sir,

Sub: Submission under Regulation 46 (2) of SEBI (Listing Obligations and Disclosure Requirements) Regulations, 2015.

Please find attached Investor Presentation for the quarter ended on 30.06.2021 in compliance with Regulation 46 (2) of SEBI (Listing Obligations and Disclosure Requirements) Regulations, 2015.


Kindly take the information on record.

Thanking you,

For Dhampur Sugar Mills Limited

Aparna Goel
Company Secretary





DHAMPUR SUGAR MILLS LIMITED

RESULTS PRESENTATION

Q1FY 2021-22

Disclaimer

This presentation is strictly confidential and may not be copied, published, distributed or transmitted. The information in this presentation is being provided by Dhampur Sugar Mills Limited (also referred to as the 'Company'). By attending the meeting where this presentation is being made or by reading the presentation materials, you agree to be bound by following limitations:

The information in this presentation has been prepared for use in presentations by the Company for information purposes only and does not constitute, or should be regarded as, or form part of any offer, invitation, inducement or advertisement to sell or issue, or any solicitation or initiation of any offer to purchase or subscribe for, any securities of the Company in any jurisdiction, including the United States and India, nor shall it, or the fact of its distribution form the basis of, or be relied on in connection with, any investment decision or any contract or commitment to purchase or subscribe for any securities of the Company in any jurisdiction, including the United States and India. This presentation does not constitute a recommendation by the Company or any other party to sell or buy any securities of the Company.

This presentation and its contents are not and should not be construed as a prospectus or an offer document, including as defined under the Companies Act, 2013, to the extent notified and in force) or an offer document under the Securities and Exchange Board of India (Issue of Capital and Disclosure Requirements) Regulations, 2009 as amended.

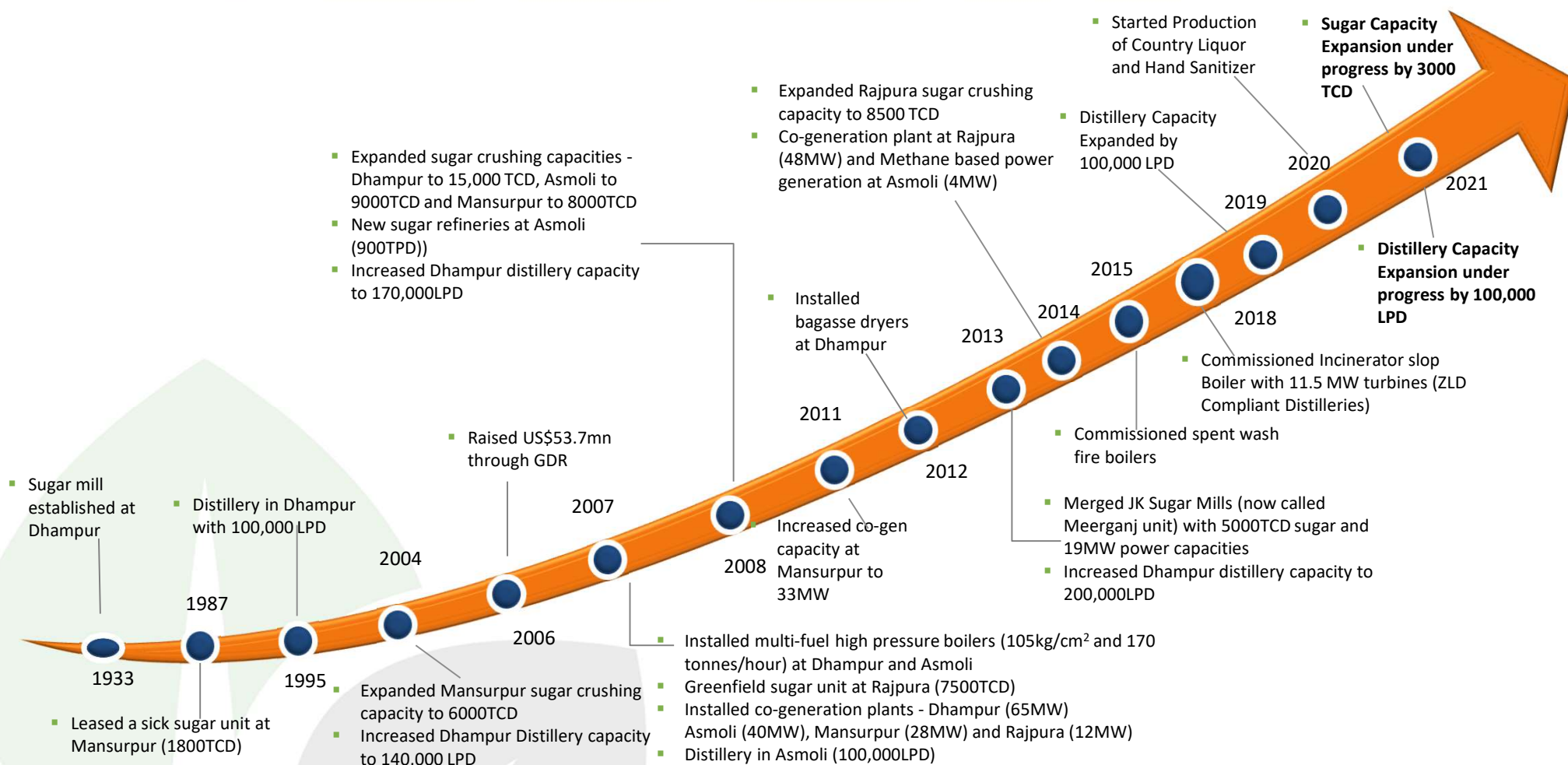
This presentation and its contents are strictly confidential to the recipient and should not be further distributed, re-transmitted, published or reproduced, in whole or in part, or disclosed by recipients directly or indirectly to any other person or press, for any purposes. In particular, this presentation is not for publication or distribution or release in any country where such distribution may lead to a breach of any law or regulatory requirement. No person is authorized to give any information or to make any representation not contained in or inconsistent with this presentation or and if given or made, such information or representation must not be relied upon as having been authorized by us. Receipt of this presentation constitutes an express agreement to be bound by such confidentiality and the other terms set out herein. Any failure to comply with this restriction may constitute a violation of applicable securities laws.

No representation or warranty, express or implied, is made as to, and no reliance should be placed on, the fairness, accuracy, completeness or correctness of the information or opinions contained in this presentation. Neither the Company nor any of its affiliates, advisors or representatives shall have any responsibility or liability whatsoever (for negligence or otherwise) for any loss howsoever arising from any use of this presentation or its contents or otherwise arising in connection with this presentation. The information set out herein may be subject to updating, completion, revision, verification and amendment and such information may change materially. This presentation is based on the economic, regulatory, market and other conditions as in effect on the date hereof. It should be understood that subsequent developments may affect the information contained in this presentation, which neither the Company nor its affiliates, advisors or representatives are under an obligation to update, revise or affirm.

This presentation contains forward-looking statements based on the currently held beliefs and assumptions of the management of the Company, which are expressed in good faith and, in their opinion, reasonable. Forward-looking statements involve known and unknown risks, uncertainties and other factors, which may cause the actual results, financial condition, performance, or achievements of the Company or industry results, to differ materially from the results, financial condition, performance or achievements expressed or implied by such forward-looking statements. Unless otherwise indicated, the information contained herein is preliminary and indicative and is based on management information, current plans and estimates. Industry and market-related information is obtained or derived from industry publications and other sources and has not been independently verified by us. Given these risks, uncertainties and other factors, recipients of this document are cautioned not to place undue reliance on these forward-looking statements. The Company disclaims any obligation to update these forward-looking statements to reflect future events or developments.

THIS PRESENTATION IS NOT AN OFFER FOR SALE OF SECURITIES IN INDIA OR ELSEWHERE.

Key Milestones

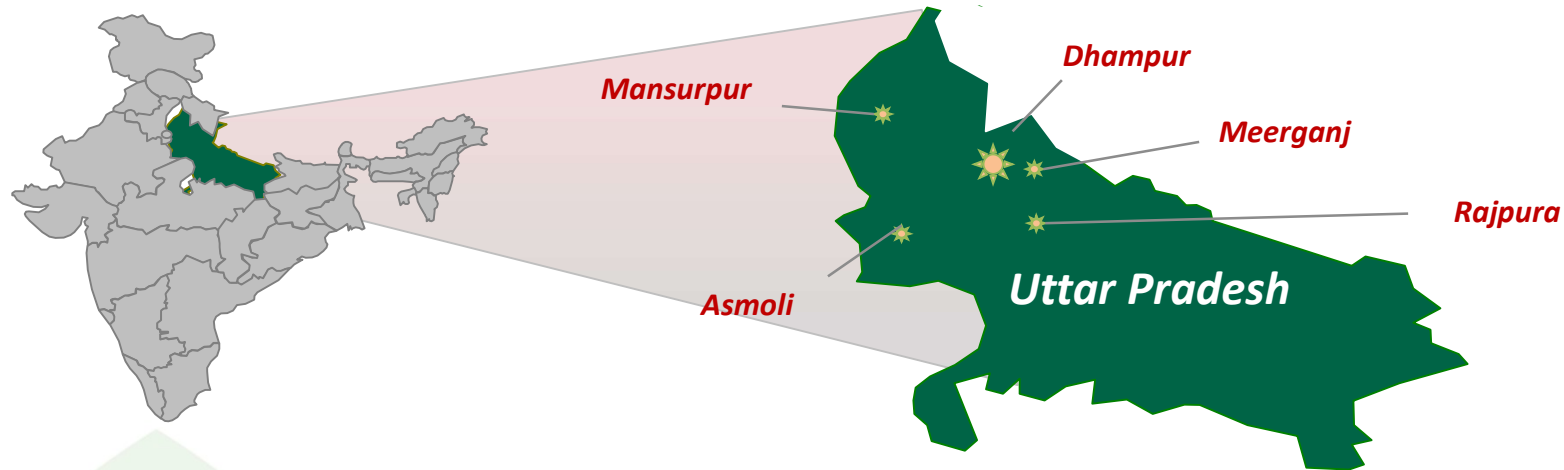


Segment	2008	2011	2013	2014	2017	2018	2019	2020	2021
Sugar (TCD)	39,500	39,500	44,500	45,500	45,500	45,500	45,500	45,500	48500*
Power (MW)	145	150	169	209	209	220.5	220.5	220.5	216.5
Distillery (LPD)	2,70,000	2,70,000	3,00,000	3,00,000	3,00,000	3,00,000	400000	400000	500000**

*3000 TCD Sugar Capacity Expansion under progress

**100,000 LPD capacity expansion at Asmoli unit is under progress

Overview – Facilities



Capacity	Consolidated	Dhampur	Asmoli	Rajpura	Mansurpur	Meerganj
Sugar Crushing (TCD)	45,500	15,000	10,500*	8,500	8,000	6,500*
Sugar Refinery (TPD)	1,700		900		800	
Renewal Energy (MW)	220.5 (Surplus:~125 MW)	73	43.5	48	33	19
Distillery (LPD)	400,000	250,000 Incl. Country Liquor	250,000 ⁸ * Incl. Hand Sanitizer	Molasses supplied to Dhampur and Asmoli Distilleries		

*3000 TCD Sugar Capacity Expansion under progress

**100,000 LPD capacity expansion at Asmoli unit is under progress

Overview - Sector

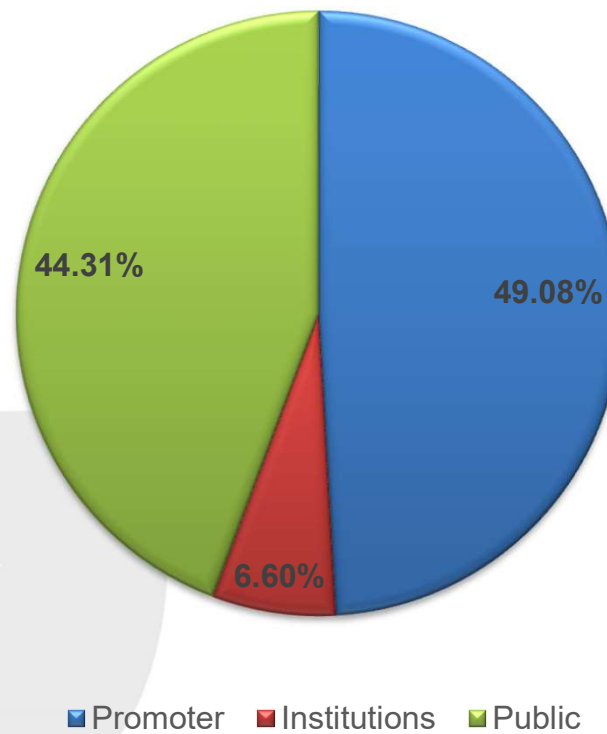
- *India's sugar production estimated for SS 20-21 around 31 million tons.*
- *Consumption estimated around 26 million tons.*
- *Minimum Selling Price (MSP) - Rs 31/kg*
- *Fair and Remunerative Price (FRP) for sugar season 2020-21 has been increased by ₹10/Qtl to ₹285 per quintal linked to a basic recovery rate of 10%; providing a premium of ₹2.85 per quintal for every 0.1% increase in recovery above that level.*
- *State Advised Price (SAP) for sugar cane for sugar season 2020-21 has been kept unchanged at ₹ 315/Qtl (General Variety) from last season in U.P.*

Overview – Sector...

- *Central government has announced maximum admissible export quantity (MAEQ) of 6 million tonnes with the assistance of ₹6000 per MT to Sugar mills on exports of sugar in order to improve the liquidity position of the Sugar mills and enable them to clear cane dues.*
- *Domestic Sugar Prices hovering around ₹33/Kg.*
- *New Bio Fuel Policy allowing manufacturing of ethanol from B-heavy molasses as well as from direct sugar cane juice.*
- *Basic price of ethanol, derived out of C heavy molasses, increased by ₹1.94/litre to ₹45.69/litre (ex mill) for supply period from 1st December 2020 to 30th November 2021.*
- *Basic price of ethanol, derived out of B heavy molasses, increased by ₹3.34/litre to ₹57.61/litre (ex mill) for supply period from 1st December 2020 to 30th November 2021.*
- *Basic price of ethanol, derived out of sugar cane juice, increased by ₹3.17/litre to ₹62.65/litre (ex mill) for supply period from 1st December 2020 to 30th November 2021.*

Shareholding Pattern

Shareholding Pattern As on June 30, 2021



Financial Performance...

- *Long term and short term ratings of the Company stands at A+ (Outlook: Stable) and A1+ respectively as assigned by India Ratings and Research.*
- *Ratings of the Company stands at A with Stable outlook as assigned by CARE.*
- *The Company repaid long term loans of ₹18.96 crores during Q1 FY22*
- *Long Term Loans as on June 30, 2021 stood at ₹388.72 crores including Soft loan of ₹174.83 crores, SDF loan of ₹49.1 crores and availed 22.4 crores loan for distillery expansion ant Asmoli unit during the quarter.*
- *Working Capital Loans as on June 30, 2021 stood at ₹888.6 crores, against ₹ 832.4 crores as on June 30, 2020.*
- *Long Term Debt-Equity ratio at 0.24 as on June 30, 2021.*
- *The Board of Directors of the Company, approved a Scheme of Arrangement for demerger of the business units of Asmoli, Mansurpur and Meerganj into Dhampur Bio Organics Limited, the resulting company, which shall be listed on the stock exchanges, with a mirror shareholding.*

Financial Performance

- *The Revenue of the company increased to ₹883.7 crores in Q1 FY22 as against ₹ 1102.6 crores during Q1 FY21.*
- *PBT stood at ₹59.9 crores in Q1 FY22 as against ₹ 71.9 Crores during Q1 FY21.*
- *PAT stood at ₹43.6 crores in Q1 FY22 as against ₹ 54.8 crores during Q1 FY21*
- *EPS stood at ₹6.57/share for Q1 FY22 as against ₹ 8.26/share for Q1 FY21.*
- **Q1 FY22 v/s Q1 FY21**

Particulars (₹ crore)	Q1 FY22	Q1 FY21
Revenues	883.7	1102.6
EBIDTA	105.9	117.8
Depreciation	20.0	19.8
EBIT	85.9	97.9
Interest	26.0	26.0
PBT	59.9	71.9
PAT	43.6	54.8
EPS (Rs./Share)	6.57	8.26

Segmental Overview

Revenues (₹ crore)	Q1 FY22	Q1 FY21	Q-on-Q Change(%)
Sugar	686.3	1007.8	-32%
Power	80.3	100.4	-20%
Distillery/Chemicals	277.9	173.5	60%

PBIT (₹ crore)	Q1 FY22	Q1 FY21	Q-on-Q Change(%)
Sugar	8.5	35.2	-76%
Power	28.2	34.3	-18%
Distillery/Chemicals	60.7	37.5	62%

Sugar Segment

Financial

Particulars	Revenues (₹ cr)	Revenue Contribution %	PBIT (₹ cr)
Q1 FY22	686.3	65.4	8.5
Q1 FY21	1007.8	77.3	35.2

Operational

Cane Crushed [#]	Sugar Production [#]	Net Recovery (%)	Sugar Sales [#]	Free Sugar Realizations (₹/kg)
14.49	1.62	11.16	1.70	33.20
19.34	2.16	11.15	2.73	32.18

[#] Lac tons

- The sugar cane crushed during Sugar Season 2020-21 stood at 75.15 lac tons as against 75.73 lac tons in the previous sugar season 2019-20.
- Sugar Sale in Q1 FY22 of 1.70 lac tons includes exports of raw sugar of 0.50 lac tons.
- Achieved recovery of 12.34% (incl. sacrifice of sugar in B Heavy molasses) in Q1 FY 22 as compared to 11.79% in Q1 FY 21.
- Sugar Inventory 3.31 lac tons valued at average rate of ₹ 29.66/Kg as on June 30, 2021 as against 4.15 lac tons valued at ₹ 29.42/Kg as on June 30, 2020.

Power Segment

Financial

Particulars	Revenues (₹ cr)	Revenue Contribution %	PBIT (₹ cr)
Q1 FY22	80.3	7.6	28.2
Q1 FY21	100.4	7.7	34.3

Operational

Power Generation [#]	Power Export to UPPCL [#]	Realizations (₹/unit)
15.36	7.24	3.29
17.21	7.28	3.16

[#] Crore units

Distillery/Chemical Segment

Financial				Operational			
Particulars	Revenues (₹ cr)	Revenue Contribution %	PBIT (₹ cr)	Chemicals (Lac KG)		RS/ Ethanol (lac BL)	
				Production	Sales	Production	Sales
Q1 FY21	277.9	26.5	60.7	55.18	53.39	293.20	255.89
Q1 FY22	173.5	13.3	37.6	45.84	53.46	264.86	222.10

- For Ethanol (B-Heavy and C-Heavy derived), average realizations stood at ₹54.73 per BL in Q1 FY22.
- Average realizations for Chemicals stood at ₹114.99/Kg in Q1 FY22 as compared to ₹54.29/kg in Q1 FY21

Key Highlights



Future Business Strategy

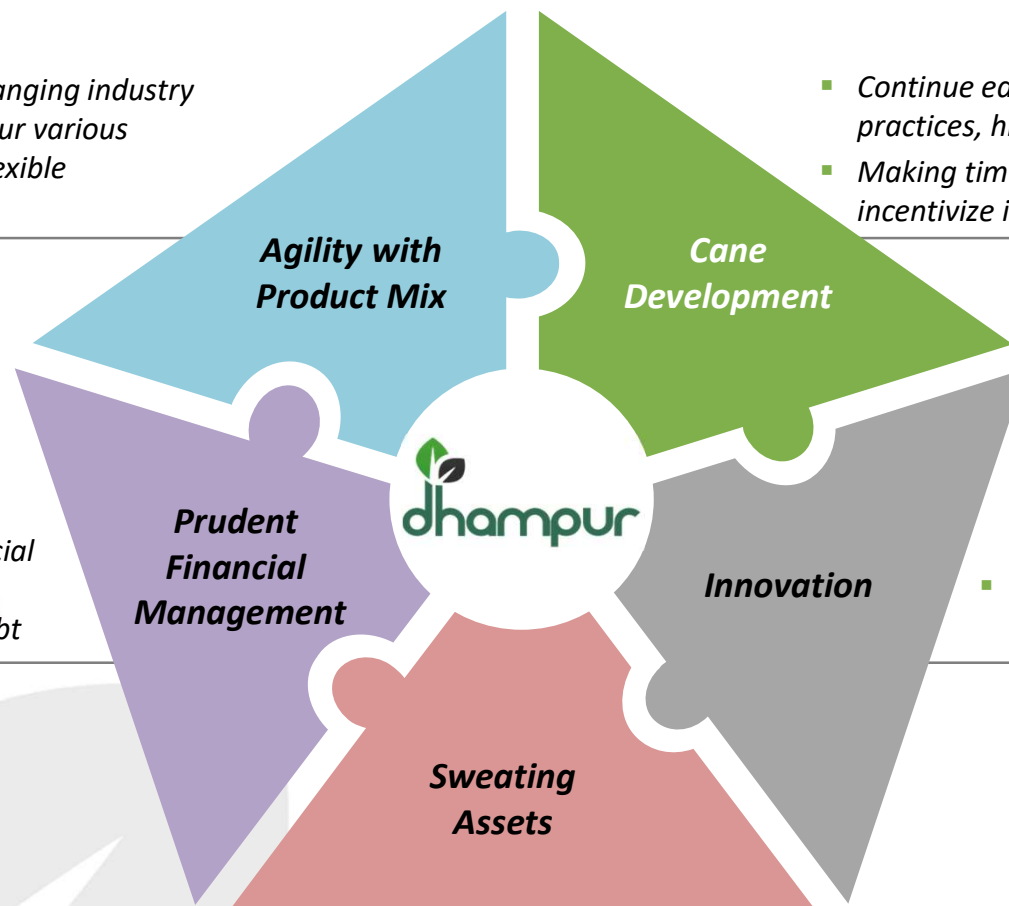
We are currently one of the leading integrated sugar companies in India. We plan to increase our asset utilization while we keep improving on our best practices

- *Be agile in our response to changing industry trends of demands/prices of our various products on the back of our flexible manufacturing processes*

- *Continue educating farmers on best farming practices, high-yield seeds, pesticides etc.*
- *Making timely payment to farmers to incentivize increase in area under sugarcane*

- *Reduce leverage through a combination of prudent financial management and prepayment/repayment of debt*

- *With focus on zero waste, continue product and process innovation*



- *Mid-term focus not on adding new capacities but on increasing existing capacity's utilization*
- *Capitalize on any future demand pickup by increasing production*

• dhampure •

DIL MEIN MITHAAS





241 Okhla Industrial Estate Phase III, New Delhi – 110020. Tel: 91 - 11 – 30659400 Fax: 91 - 11 – 41612466
Email: corporateoffice@dhampur.com Website: www.dhampur.com